



Entry 1 School Information

Created: 07/21/2016

Last updated: 08/12/2016

Please be advised that you will need to complete this cover page (including signatures) before all of the other tasks assigned to you by your authorizer are visible on your task page. While completing this task, please ensure that you select the correct authorizer or you may not be assigned the correct tasks.

Page 1

a. SCHOOL NAME AND BEDS#

(Select name from the drop down menu)

EXPLORE EXCEED CS (SUNY TRUSTEES) 331700861027

b. CHARTER AUTHORIZER

(For technical reasons, please re select authorizer name from the drop down menu).

SUNY Authorized Charter School

c. DISTRICT / CSD OF LOCATION

NYC CSD 17

d1. SCHOOL INFORMATION

	PRIMARY ADDRESS	PHONE NUMBER	FAX NUMBER	EMAIL ADDRESS
	443 St. Marks Ave Brooklyn, NY 11238	[REDACTED]	[REDACTED]	<a href="mailto:information@explor
enetwork.org">information@explor enetwork.org

d2. PHONE CONTACT NUMBER FOR AFTER HOURS EMERGENCIES

Contact Name	Joana Ngo
Title	Director of Operations

Emergency Phone Number (###-###-####)

e. SCHOOL WEB ADDRESS (URL)

<http://explorenetwork.org/schools/exceed/>

f. DATE OF INITIAL CHARTER

09/2011

g. DATE FIRST OPENED FOR INSTRUCTION

08/2012

i. TOTAL ENROLLMENT ON JUNE 30, 2016

521

j. GRADES SERVED IN SCHOOL YEAR 2015-16

Check all that apply

Grades Served

K, 1, 2, 3, 4, 5, 6

k1. DOES THE SCHOOL CONTRACT WITH A CHARTER OR EDUCATIONAL MANAGEMENT ORGANIZATION?

Yes

k2. NAME OF CMO/EMO AND ADDRESS

NAME OF CMO/EMO

Explore Schools, Incorporated

PHYSICAL STREET ADDRESS

20 Jay Street, Suite 504

CITY

Brooklyn

STATE	NY
ZIP CODE	11201
EMAIL ADDRESS	information@explorenetwork.org

Page 2

I1. FACILITIES

Does the school maintain or operate multiple sites?

	Yes, 2 sites
--	--------------

I2. SCHOOL SITES

Please list the sites where the school will operate for the upcoming school year.

	Physical Address	Phone Number	District/CSD	Grades Served at Site	School at Full Capacity at Site	Facilities Agreement
Site 1 (same as primary site)	443 St. Marks Ave, Brooklyn NY 11238	718-989-6702	CSD 17	K-5	Yes	DOE space
Site 2	46 McKeever Place Brooklyn, NY 11225	347-689-0200	CSD 17	6-8	No	DOE space
Site 3						

I2a. Please provide the contact information for Site 1.

	Name	Work Phone	Alternate Phone	Email Address
School Leader				
Operational Leader				
Compliance Contact				
Complaint Contact				

I3. Please provide the contact information for Site 2.

	Name	Work Phone	Alternate Phone	Email Address
School Leader	Curtis Palmore	[REDACTED]		[REDACTED]
Operational Leader	Joana Ngo	[REDACTED]		[REDACTED]
Compliance Contact	Rebecca Daverin	[REDACTED]		[REDACTED]
Complaint Contact	Adam Schulman	[REDACTED]		[REDACTED]

Page 3

n1. Were there any revisions to the school's charter during the 2015-16 school year? (Please include approved or pending material and non-material charter revisions).

No

o. Name and Position of Individual(s) Who Completed the 2015-16 Annual Report.

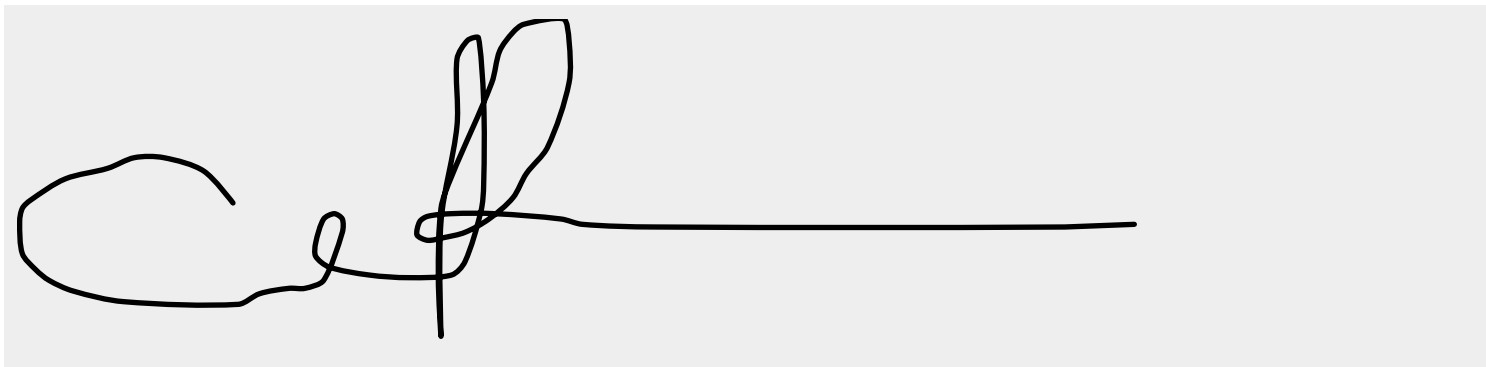
Rachel Wiley, Data and Operations Associate

p. Our signatures below attest that all of the information contained herein is truthful and accurate and that this charter school is in compliance with all aspects of its charter, and with all pertinent Federal, State, and local laws, regulations, and rules. We understand that if any information in any part of this report is found to have been deliberately misrepresented, that will constitute grounds for the revocation of our charter. Check **YES if you agree and then use the mouse on your PC or the stylist on your mobile device to sign your name).**

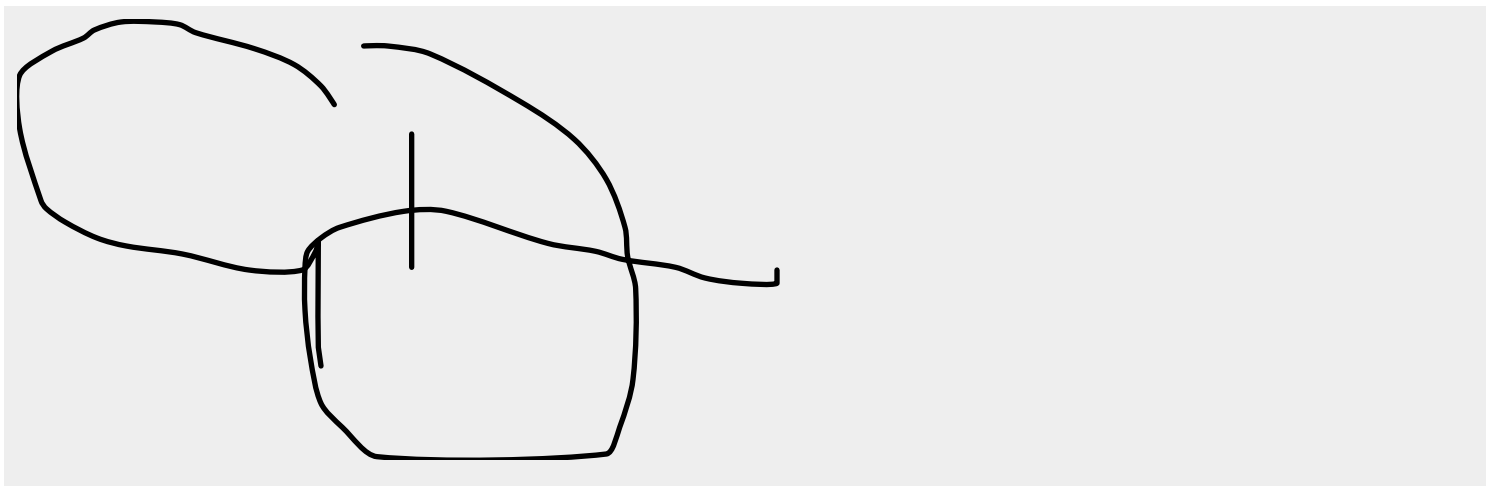
Responses Selected:

Yes

Signature, Head of Charter School

A handwritten signature in black ink on a light gray background. The signature is stylized, starting with a large loop on the left, followed by a vertical stroke and a long horizontal line extending to the right.

Signature, President of the Board of Trustees

A handwritten signature in black ink on a light gray background. The signature is stylized, featuring a large loop on the left, a vertical stroke, and a long horizontal line extending to the right.

Date

2016/08/11

Thank you.



Entry 2 Link

Created: 07/25/2016

Last updated: 08/01/2016

Page 1

1. NEW YORK STATE REPORT CARD

Provide a direct URL or web link to the most recent New York State School Report Card for the charter school (See <https://reportcards.nysed.gov/>).

(Charter schools completing year one will not yet have a School Report Card or link to one. Please type "URL is not available" in the space provided).

[http://data.nysed.gov/reportcard.php?
instid=800000071162&year=2015&createreport=1&enrollment=1&avgclasssize=1&freelunch=1
&attendance=1&suspensions=1&teacherqual=1&teacherturnover=1&staffcounts=1&38ELA=1&3
8MATH=1&48SCI=1&naep=1&elemELA=1&elemMATH=1&elemSci=1&unweighted=1](http://data.nysed.gov/reportcard.php?instid=800000071162&year=2015&createreport=1&enrollment=1&avgclasssize=1&freelunch=1&attendance=1&suspensions=1&teacherqual=1&teacherturnover=1&staffcounts=1&38ELA=1&38MATH=1&48SCI=1&naep=1&elemELA=1&elemMATH=1&elemSci=1&unweighted=1)



Entry 4 Expenditures per Child

Last updated: 08/01/2016

Page 1

Financial Information

This information is required of ALL charter schools. Provide the following measures of fiscal performance of the charter school in Appendix B (Total Expenditures and Administrative Expenditures Per Child):

1. Total Expenditures Per Child

To calculate **'Total Expenditures per Child'** take total expenditures (from the unaudited 2015 16 Schedule of Functional Expenses) and divide by the year end FTE student enrollment. (Integers Only. No dollar signs or commas).

Note: The information on the Schedule of Functional Expenses on pages 41-43 of the Audit Guide can help schools locate the amounts to use in the two per pupil calculations: <http://www.p12.nysed.gov/psc/AuditGuide.html>

Line 1: Total Expenditures	7128046
Line 2: Year End FTE student enrollment	433
Line 3: Divide Line 1 by Line 2	16462

2. Administrative Expenditures per Child

To calculate **'Administrative Expenditures per Child'** To calculate "Administrative Expenditures per Child" first *add* together the following:

1. Take the relevant portion from the 'personnel services cost' row and the 'management and general' column (from the unaudited 2015 16 Schedule of Functional Expenses)
2. Any contracted administrative/management fee paid to other organizations or corporations
3. Take the total from above and divide it by the year end FTE enrollment. The relevant portion that must be included in this calculation is defined as follows:

Administrative Expenditures: Administration and management of the charter school includes the activities and personnel of the offices of the chief school officer, the finance or business offices, school operations personnel, data management and reporting, human resources, technology, etc. It also includes those administrative and management services provided by other organizations or corporations on behalf of the charter school for which the charter school pays a fee or other compensation. Do not include the FTE of personnel whose role is to directly support the instructional program.

Notes:

The information on the Schedule of Functional Expenses on pages 41-43 of the Audit Guide can help schools locate the amounts to use in the two per pupil calculations:

<http://www.p12.nysed.gov/psc/AuditGuide.html>.

Employee benefit costs or expenditures should not be reported in the above calculations.

Line 1: Relevant Personnel Services Cost (Row)	617031
Line 2: Management and General Cost (Column)	480925
Line 3: Sum of Line 1 and Line 2	1097956
Line 5: Divide Line 3 by the Year End FTE student enrollment	2536

Thank you.



GENERAL INSTRUCTIONS FOR ANNUAL BUDGET/QUARTERLY REPORT

TEMPLATE TABS

1- GRAY tab contains the Instructions

Instructions	Provides description of tabs and input requirements.
Funding by District	Charter School Tuition Rates

2- BLUE tabs require input of information

1.) Name of School	>Select school name from list. >Enter contact information.
2.) Enrollment	Enter enrollment information for Annual Budget (& Revisions) and Quarterly Actuals. Includes: >Enrollment by Grade >Enrollment by District
3.) Staffing Plan	Enter staffing plan information for Annual Budget (& Revisions) and Quarterly Actuals. Includes: >Full Time Equivalent (FTE), by Position Category, By Quarter
4.) Yearly Budget	Enter Yearly Budget information. Includes: >"Pior Year" column may be completed based upon preliminary data, and adjusted with Annual Audited data when the Quarter 2 Actuals are being submitted. (Note: Quarterly Revenue allocation may be set) >Budgeted Enrollment data and Per Pupil Revenue for the current year are populated based upon input on tab "2.) Enrollment." >Budgeted FTE for current year is populated based upon input on tab "3.) Staffing Plan." >All other sources of revenue >All expenses >Budget Revisions, as necessary and <i>approved</i> by the school's Board of Directors, should be submitted when submitting Quarterly Actuals.
5.) Balance Sheet	Enter Balance Sheet information for EdCorps. Separate schools merged into a primary EdCorp should NOT use this tab. >"Pior Year" column may be completed based upon preliminary data, and adjusted with Annual Audited data when the Quarter 2 Actuals are being submitted.
6.) Quarterly Report	Enter Actual Quarterly Report information . Includes: >Actual Enrollment data and Per Pupil Revenue for the current year are populated based upon input on tab "2.) Enrollment." >Actual FTE for current year is populated based upon input on tab "3.) Staffing Plan." >All other sources of revenue >All expenses
7.) Annual Report Requirement	Complete when submitting Actual Quarter 4.

CELL COLORS & GUIDANCE COMMENTS

= Enter information into the light BLUE shaded cells.

= Cells labeled in ORANGE containe guidance regarding the input of information.

= Cells containing RED triangles in the upper right corner contain "guidance comments" on that particular line item. Please "mouse-over" the triangle to reveal each comment.

Charter Funding Alphabetical By NYS School District
*** (Sum of Charter School Basic Tuition and Supplemental Basic Tuition)**

District Code	School District Name	Final 2015-16 Basic Tuition*	Final 2016-17 Basic Tuition*
--------------------------	-----------------------------	---	---



ANNUAL BUDGET & QUARTERLY REPORT TEMPLATE

Explore Exceed Charter School

SCHOOL

Name:	Explore Exceed Charter School
-------	-------------------------------

CONTACT INFORMATION

Contact Name:	Shawn-Ann Mullen
Contact Title:	CFO
Contact Email:	
Contact Phone:	

REPORT PERIOD

Current Academic Year:	2016-17
Prior Academic Year:	Err:508

ENROLLMENT BY GRADES								
GRADES	K	1	2	3	4	5	6	7
INITIAL BUDGETED ENROLLMENT	62	62	63	60	61	64	63	66
TOTAL ENROLLMENT = 501								

ENROLLMENT BY DISTRICT									
		PRIOR YEAR ACTUAL	ANNUAL BUDGET TOTAL DISTRICTS/ENROLLMENT BY QUARTER						
			QUARTER 1		QUARTER 2		QUARTER 3		QUAR
			Original	Revised	Original	Revised	Original	Revised	Original
NUMBER OF SCHOOL DISTRICTS ENROLLED:		0	1	0	1	0	1	0	
NUMBER OF STUDENTS ENROLLED:		0	501	0	501	0	501	0	
			*NOTE: If there are NO budget revisions at the time of quarterly submittal leave the 'REVISED' COMPLETELY BLANK. If budget revisions ARE made, the entire REVISED budget columns affected quarter(s) must be completed on tabs 2, 3 and 4						
		PRIOR YEAR Err:508	ENROLLMENT BY QUARTER						
			QUARTER 1		QUARTER 2		QUARTER 3		QUAR
			Original Budgeted Enrollment	Revised Budgeted Enrollment	Original Budgeted Enrollment	Revised Budgeted Enrollment	Original Budgeted Enrollment	Revised Budgeted Enrollment	Original Budgeted Enrollment
1	PRIMARY District	NYC CHANCELLOR'S OFFICE	501		501		501		
2	SECONDARY District	(Select from drop-down list) →							
	Other District 3	(Select from drop-down list) →							
	Other District 4	(Select from drop-down list) →							
	Other District 5	(Select from drop-down list) →							
	Other District 6	(Select from drop-down list) →							
	Other District 7	(Select from drop-down list) →							
	Other District 8	(Select from drop-down list) →							
	Other District 9	(Select from drop-down list) →							
	Other District 10	(Select from drop-down list) →							
	Other District 11	(Select from drop-down list) →							
	Other District 12	(Select from drop-down list) →							
	Other District 13	(Select from drop-down list) →							
	Other District 14	(Select from drop-down list) →							
	Other District 15	(Select from drop-down list) →							
	Other District 16	(Select from drop-down list) →							
	Other District 17	(Select from drop-down list) →							
	Other District 18	(Select from drop-down list) →							
	Other District 19	(Select from drop-down list) →							
	Other District 20	(Select from drop-down list) →							
	Other District 21	(Select from drop-down list) →							
	Other District 22	(Select from drop-down list) →							
	Other District 23	(Select from drop-down list) →							
	Other District 24	(Select from drop-down list) →							
	Other District 25	(Select from drop-down list) →							
	Other District 26	(Select from drop-down list) →							
	Other District 27	(Select from drop-down list) →							
	Other District 28	(Select from drop-down list) →							
	Other District 29	(Select from drop-down list) →							
	Other District 30	(Select from drop-down list) →							
	Other District 31	(Select from drop-down list) →							
	Other District 32	(Select from drop-down list) →							
	Other District 33	(Select from drop-down list) →							
	Other District 34	(Select from drop-down list) →							
	Other District 35	(Select from drop-down list) →							
	Other District 36	(Select from drop-down list) →							
	Other District 37	(Select from drop-down list) →							
	Other District 38	(Select from drop-down list) →							
	Other District 39	(Select from drop-down list) →							
	Other District 40	(Select from drop-down list) →							
	Other District 41	(Select from drop-down list) →							
	Other District 42	(Select from drop-down list) →							
	Other District 43	(Select from drop-down list) →							
	Other District 44	(Select from drop-down list) →							
	Other District 45	(Select from drop-down list) →							
	Other District 46	(Select from drop-down list) →							
	Other District 47	(Select from drop-down list) →							
	Other District 48	(Select from drop-down list) →							
	Other District 49	(Select from drop-down list) →							
	Other District 50	(Select from drop-down list) →							

OL

8	9	10	11	12
0	0	0	0	0

	<p align="center">ACTUAL QUARTERLY TOTAL DISTRICTS/ENROLLMENT</p>			
QUARTER 4	QUARTER 1	QUARTER 2	QUARTER 3	QUARTER 4
<i>Revised</i>	Actual	Actual	Actual	Actual
0	0	0	0	0
0	0	0	0	0
Column(s) for the				
QUARTER 4	<p align="center">ACTUAL ENROLLMENT BY QUARTER</p>			
<i>Revised</i>	QUARTER 1	QUARTER 2	QUARTER 3	QUARTER 4
Budgeted Enrollment	Actual Enrollment	Actual Enrollment	Actual Enrollment	Actual Enrollment

STAFFING PLAN - F

***NOTE:** Enter the number of FTE positions in the blue cells.

***NOTE:** If there are NO budget revisions at the time of quarterly submittal leave t
If budget revisions ARE made, the entire REVISED budget columns for the affect

ADMINISTRATIVE PERSONNEL FTE		ANNUAL BUDGETED FTE				
	PRIOR YEAR	Q1		Q2		Q
	Err:508	Original	Revised	Original	Revised	Original
	ACTUAL					
Executive Management						
Instructional Management		3.0		3.0		3.0
Deans, Directors & Coordinators		8.0		8.0		8.0
CFO / Director of Finance						
Operation / Business Manager		4.5		4.5		4.5
Administrative Staff		7.0		7.0		7.0
TOTAL ADMINISTRATIVE STAFF	0.0	22 5	0 0	22 5	0 0	22 5

INSTRUCTIONAL PERSONNEL FTE		ANNUAL BUDGETED FTE				
	PRIOR YEAR	Q1		Q2		Q
	Err:508	Original	Revised	Original	Revised	Original
	ACTUAL					
Teachers - Regular		34 0		34 0		34 0
Teachers - SPED		7.0		7.0		7.0
Substitute Teachers						
Teaching Assistants		2.0		2.0		2.0
Specialty Teachers		5.5		5.5		5.5
Aides						
Therapists & Counselors		2.0		2.0		2.0
Other						
TOTAL NSTRUCTIONAL	0.0	50 5	0 0	50 5	0 0	50 5

NON-INSTRUCTIONAL PERSONNEL FTE		ANNUAL BUDGETED FTE				
	PRIOR YEAR	Q1		Q2		Q
	Err:508	Original	Revised	Original	Revised	Original
	ACTUAL					
Nurse						
Librarian						
Custodian						
Security						
Other						
TOTAL NON-INSTRUCTIONAL	0.0	0.0	0 0	0.0	0 0	0.0

TOTAL PERSONNEL SERVICE FTE	0.0	73 0	0 0	73 0	0 0	73 0
-----------------------------	-----	------	-----	------	-----	------

**CEED CHARTER SCHOOL
2016-17**

FULL TIME EQUIVALENT ("FTE")

***NOTE:** Enter the number of FTE positions in the blue cells

If the 'REVISED' Column(s) COMPLETELY BLANK, the quarter(s) must be completed on tabs 2, 3

***NOTE:** Each quarter, the actual FTE should be input.

ADMINISTRATIVE PERSONNEL FTE			
	Q3	Q4	
	Revised	Original	Revised
Executive Management			
Instructional Management		3.0	
Deans, Directors & Coordinators		8.0	
CFO / Director of Finance			
Operation / Business Manager		4.5	
Administrative Staff		7.0	
TOTAL ADMINISTRATIVE STAFF	0.0	22.5	0.0

ACTUAL QUARTERLY FTE			
Q1	Q2	Q3	Q4
Actual	Actual	Actual	Actual
0.0	0.0	0.0	0.0

INSTRUCTIONAL PERSONNEL FTE			
	Q3	Q4	
	Revised	Original	Revised
Teachers - Regular		34.0	
Teachers - SPED		7.0	
Substitute Teachers			
Teaching Assistants		2.0	
Specialty Teachers		5.5	
Aides			
Therapists & Counselors		2.0	
Other			
TOTAL INSTRUCTIONAL	0.0	50.5	0.0

ACTUAL QUARTERLY FTE			
Q1	Q2	Q3	Q4
Actual	Actual	Actual	Actual
0.0	0.0	0.0	0.0

NON-INSTRUCTIONAL PERSONNEL FTE			
	Q3	Q4	
	Revised	Original	Revised
Nurse			
Librarian			
Custodian			
Security			
Other			
TOTAL NON-INSTRUCTIONAL	0.0	0.0	0.0

ACTUAL QUARTERLY FTE			
Q1	Q2	Q3	Q4
Actual	Actual	Actual	Actual
0.0	0.0	0.0	0.0

TOTAL PERSONNEL SERVICE FTE	0.0	73.0	0.0
-----------------------------	-----	------	-----

0.0	0.0	0.0	0.0
-----	-----	-----	-----

***NOTE:** Enter the number of FTE positions in the blue cells.

***NOTE:** State the assumptions that are being made for personnel FTE levels.

ADMINISTRATIVE PERSONNEL FTE	Description of Assumptions
Executive Management	
Instructional Management	
Deans, Directors & Coordinators	
CFO / Director of Finance	
Operation / Business Manager	
Administrative Staff	
TOTAL ADMINISTRATIVE STAFF	

INSTRUCTIONAL PERSONNEL FTE	Description of Assumptions
Teachers - Regular	
Teachers - SPED	
Substitute Teachers	
Teaching Assistants	
Specialty Teachers	
Aides	
Therapists & Counselors	
Other	
TOTAL INSTRUCTIONAL	

NON-INSTRUCTIONAL PERSONNEL FTE	Description of Assumptions
Nurse	
Librarian	
Custodian	
Security	
Other	
TOTAL NON-INSTRUCTIONAL	

TOTAL PERSONNEL SERVICE FTE	
-----------------------------	--

**EXPLORE EXCEED CHARTER SCHOOL
BALANCE SHEET
2016-17**

	<u>Prior Year</u>	Q1	Q2	Q3	Q4
	<u>Err:508</u>	<u>As of 9/30</u>	<u>As of 12/31</u>	<u>As of 3/31</u>	<u>As of 6/30</u>
<u>ASSETS</u>					
<u>CURRENT ASSETS</u>					
Cash and cash equivalents	-	-	-	-	-
Grants and contracts receivable	-	-	-	-	-
Accounts receivables	-	-	-	-	-
Prepaid Expenses	-	-	-	-	-
Contr butions and other receivables	-	-	-	-	-
TOTAL CURRENT ASSETS	-	-	-	-	-
<u>PROPERTY, BUILDING AND EQUIPMENT, net</u>	-	-	-	-	-
<u>OTHER ASSETS</u>	-	-	-	-	-
TOTAL ASSETS	-	-	-	-	-
<u>LIABILITIES AND NET ASSETS</u>					
<u>CURRENT LIABILITIES</u>					
Accounts payable and accrued expenses	-	-	-	-	-
Accrued payroll and benefits	-	-	-	-	-
Deferred Revenue	-	-	-	-	-
Current maturities of long-term debt	-	-	-	-	-
Short Term Debt - Bonds, Notes Payable	-	-	-	-	-
Other	-	-	-	-	-
TOTAL CURRENT LIABILITIES	-	-	-	-	-
<u>LONG-TERM DEBT and NOTES PAYABLE, net current maturities</u>	-	-	-	-	-
TOTAL LIABILITIES	-	-	-	-	-
<u>NET ASSETS</u>					
Unrestricted	-	-	-	-	-
Tempor ar y restricted	-	-	-	-	-
TOTAL NET ASSETS	-	-	-	-	-
TOTAL LIABILITIES AND NET ASSETS	-	-	-	-	-

2016-17

<p>*NOTE: Enrollment, Revenue and Expenditure Data IN the 'Total and Variance Analysis' Section is Based on LAST ACTUAL Quarter Completed</p>				1st Quarter - 7/1 - 9/30			2nd Quarter - 10/1 - 12/31			3rd Quarter - 1/1 - 3/31
				Actual	Current Budget	Variance	Actual	Current Budget	Variance	Actual

REVENUES FROM STATE SOURCES

CY Per Pupil Rate

#NAME?

ALL OTHER School Districts: (Count = 0)
TOTAL Per Pupil Revenue (Weighted Average Per Pupil Funding)

Grants

DYCD (Department of Youth and Community Development)

Other

	#NAME?	-		#NAME?	-	
-	#NAME?	-	-	#NAME?	-	-

IDEA Special Needs

	#NAME?	-		#NAME?	-	
	#NAME?	-		#NAME?	-	

	#NAME?	-		#NAME?	
	#NAME?	-		#NAME?	-

	#NAME?	-		#NAME?	-	
	#NAME?	-		#NAME?	-	

	7/17/2012		7/17/2012	
--	-----------	--	-----------	--

	#NAME?	-		#NAME?	-	
--	--------	---	--	--------	---	--

	#NAME?	-		#NAME?	-	
	#NAME?	-		#NAME?	-	

	#NAME?			#NAME?		
	#NAME?	-		#NAME?	-	

-	#NAME?	-	-	#NAME?	-	-
---	--------	---	---	--------	---	---

Contributions and Donations

	#NAME?	-		#NAME?	-	
--	--------	---	--	--------	---	--

	#NAME?			#NAME?		
	#NAME?	-		#NAME?	-	

	#NAME?	-		#NAME?	-	
--	--------	---	--	--------	---	--

	#NAME?	-		#NAME?	-	
--	--------	---	--	--------	---	--

	#NAME?	-		#NAME?	-	
--	--------	---	--	--------	---	--

	#NAME?	-		#NAME?	-	
--	--------	---	--	--------	---	--

	#NAME?	-		#NAME?	-	
--	--------	---	--	--------	---	--

	#NAME?	-		#NAME?	-	
--	--------	---	--	--------	---	--

	#NAME?			#NAME?		
-	#NAME?	-	-	#NAME?	-	-

-	#NAME?	-	-	#NAME?	-	-
---	--------	---	---	--------	---	---

2016-17

Total Revenue	-	#NAME?	-	-	#NAME?	-	-
Total Expenses	-	#NAME?	-	-	#NAME?	-	-
Net Income	-	#NAME?	-	-	#NAME?	-	-
Actual Student Enrollment	-	#NAME?	-	-	#NAME?	-	-

*NOTE: Enrollment, Revenue and Expenditure Data IN the 'Total and Variance Analysis' Section is Based on LAST ACTUAL Quarter Completed	1st Quarter - 7/1 - 9/30			2nd Quarter - 10/1 - 12/31			3rd Quarter
	Actual	Current Budget	Variance	Actual	Current Budget	Variance	Actual

EXPENSES

ADMINISTRATIVE STAFF PERSONNEL COSTS

Quarter 0

No. of Positions

Executive Management	#NAME?	#NAME?	-	#NAME?	#NAME?	-	
Instructional Management	#NAME?	#NAME?	-	#NAME?	#NAME?	-	
Deans, Directors & Coordinators	#NAME?	#NAME?	-	#NAME?	#NAME?	-	
CFO / Director of Finance	#NAME?	#NAME?	-	#NAME?	#NAME?	-	
Operation / Business Manager	#NAME?	#NAME?	-	#NAME?	#NAME?	-	
Administrative Staff	#NAME?	#NAME?	-	#NAME?	#NAME?	-	
TOTAL ADMINISTRATIVE STAFF	#NAME?	-	#NAME?	-	#NAME?	-	-

INSTRUCTIONAL PERSONNEL COSTS

Teachers - Regular	#NAME?	#NAME?	-	#NAME?	#NAME?	-	
Teachers - SPED	#NAME?	#NAME?	-	#NAME?	#NAME?	-	
Substitute Teachers	#NAME?	#NAME?	-	#NAME?	#NAME?	-	
Teaching Assistants	#NAME?	#NAME?	-	#NAME?	#NAME?	-	
Specialty Teachers	#NAME?	#NAME?	-	#NAME?	#NAME?	-	
Aides	#NAME?	#NAME?	-	#NAME?	#NAME?	-	
Therapists & Counselors	#NAME?	#NAME?	-	#NAME?	#NAME?	-	
Other	#NAME?	#NAME?	-	#NAME?	#NAME?	-	
TOTAL INSTRUCTIONAL	#NAME?	-	#NAME?	-	#NAME?	-	-

NON-INSTRUCTIONAL PERSONNEL COSTS

Nurse	#NAME?	#NAME?	-	#NAME?	#NAME?	-	
Librarian	#NAME?	#NAME?	-	#NAME?	#NAME?	-	
Custodian	#NAME?	#NAME?	-	#NAME?	#NAME?	-	
Security	#NAME?	#NAME?	-	#NAME?	#NAME?	-	
Other	#NAME?	#NAME?	-	#NAME?	#NAME?	-	
TOTAL NON-INSTRUCTIONAL	#NAME?	-	#NAME?	-	#NAME?	-	-

SUBTOTAL PERSONNEL SERVICE COSTS

#NAME?	-	#NAME?	-	-	#NAME?	-	-
--------	---	--------	---	---	--------	---	---

PAYROLL TAXES AND BENEFITS

Payroll Taxes	#NAME?	#NAME?	-	#NAME?	#NAME?	-	
Fringe / Employee Benefits	#NAME?	#NAME?	-	#NAME?	#NAME?	-	
Retirement / Pension	#NAME?	#NAME?	-	#NAME?	#NAME?	-	
TOTAL PAYROLL TAXES AND BENEFITS	-	#NAME?	-	-	#NAME?	-	-

TOTAL PERSONNEL SERVICE COSTS

#NAME?	-	#NAME?	-	-	#NAME?	-	-
--------	---	--------	---	---	--------	---	---

CONTRACTED SERVICES

Accounting / Audit	#NAME?	#NAME?	-	#NAME?	#NAME?	-	
Legal	#NAME?	#NAME?	-	#NAME?	#NAME?	-	
Management Company Fee	#NAME?	#NAME?	-	#NAME?	#NAME?	-	
Nurse Services	#NAME?	#NAME?	-	#NAME?	#NAME?	-	
Food Service / School Lunch	#NAME?	#NAME?	-	#NAME?	#NAME?	-	
Payroll Services	#NAME?	#NAME?	-	#NAME?	#NAME?	-	
Special Ed Services	#NAME?	#NAME?	-	#NAME?	#NAME?	-	
Titlement Services (i.e. Title I)	#NAME?	#NAME?	-	#NAME?	#NAME?	-	
Other Purchased / Professional / Consulting	#NAME?	#NAME?	-	#NAME?	#NAME?	-	
TOTAL CONTRACTED SERVICES	-	#NAME?	-	-	#NAME?	-	-

2016-17

Total Revenue	-	#NAME?	-	-	#NAME?	-	-
Total Expenses	-	#NAME?	-	-	#NAME?	-	-
Net Income	-	#NAME?	-	-	#NAME?	-	-
Actual Student Enrollment	-	#NAME?	-	-	#NAME?	-	-

*NOTE: Enrollment, Revenue and Expenditure Data IN the 'Total and Variance Analysis' Section is Based on LAST ACTUAL Quarter Completed	1st Quarter - 7/1 - 9/30			2nd Quarter - 10/1 - 12/31			3rd Quarter
	Actual	Current Budget	Variance	Actual	Current Budget	Variance	Actual
SCHOOL OPERATIONS							
Board Expenses		#NAME?	-		#NAME?	-	
Classroom / Teaching Supplies & Materials		#NAME?	-		#NAME?	-	
Special Ed Supplies & Materials		#NAME?	-		#NAME?	-	
Textbooks / Workbooks		#NAME?	-		#NAME?	-	
Supplies & Materials other		#NAME?	-		#NAME?	-	
Equipment / Furniture		#NAME?	-		#NAME?	-	
Telephone		#NAME?	-		#NAME?	-	
Technology		#NAME?	-		#NAME?	-	
Student Testing & Assessment		#NAME?	-		#NAME?	-	
Field Trips		#NAME?	-		#NAME?	-	
Transportation (student)		#NAME?	-		#NAME?	-	
Student Services - other		#NAME?	-		#NAME?	-	
Office Expense		#NAME?	-		#NAME?	-	
Staff Development		#NAME?	-		#NAME?	-	
Staff Recruitment		#NAME?	-		#NAME?	-	
Student Recruitment / Marketing		#NAME?	-		#NAME?	-	
School Meals / Lunch		#NAME?	-		#NAME?	-	
Travel (Staff)		#NAME?	-		#NAME?	-	
Fundraising		#NAME?	-		#NAME?	-	
Other		#NAME?	-		#NAME?	-	
TOTAL SCHOOL OPERATIONS	-	#NAME?	-	-	#NAME?	-	-
FACILITY OPERATION & MAINTENANCE							
Insurance		#NAME?	-		#NAME?	-	
Janitorial		#NAME?	-		#NAME?	-	
Building and Land Rent / Lease / Facility Finance Interest		#NAME?	-		#NAME?	-	
Repairs & Maintenance		#NAME?	-		#NAME?	-	
Equipment / Furniture		#NAME?	-		#NAME?	-	
Security		#NAME?	-		#NAME?	-	
Utilities		#NAME?	-		#NAME?	-	
TOTAL FACILITY OPERATION & MAINTENANCE	-	#NAME?	-	-	#NAME?	-	-
DEPRECIATION & AMORTIZATION		#NAME?	-		#NAME?	-	
RESERVES / CONTINGENCY		#NAME?	-		#NAME?	-	
TOTAL EXPENSES	-	#NAME?	-	-	#NAME?	-	-
NET INCOME	-	#NAME?	-	-	#NAME?	-	-

EXPLORE EXCEED CHARTER
Budget / Operating Plan

2016-17

Total Revenue	-	#NAME?	-	-	#NAME?	-	-
Total Expenses	-	#NAME?	-	-	#NAME?	-	-
Net Income	-	#NAME?	-	-	#NAME?	-	-
Actual Student Enrollment	-	#NAME?	-	-	#NAME?	-	-

*NOTE: Enrollment, Revenue and Expenditure Data IN the 'Total and Variance Analysis' Section is Based on LAST ACTUAL Quarter Completed	1st Quarter - 7/1 - 9/30			2nd Quarter - 10/1 - 12/31			3rd Quarter
	Actual	Current Budget	Variance	Actual	Current Budget	Variance	Actual

ENROLLMENT - *School Districts Are Linked To Above Entries*

NYC CHANCELLOR'S OFFICE	-	#NAME?	-	-	#NAME?	-	-
-	-	#NAME?	-	-	#NAME?	-	-
-	-	#NAME?	-	-	#NAME?	-	-
-	-	#NAME?	-	-	#NAME?	-	-
-	-	#NAME?	-	-	#NAME?	-	-
-	-	#NAME?	-	-	#NAME?	-	-
-	-	#NAME?	-	-	#NAME?	-	-
-	-	#NAME?	-	-	#NAME?	-	-
-	-	#NAME?	-	-	#NAME?	-	-
-	-	#NAME?	-	-	#NAME?	-	-
-	-	#NAME?	-	-	#NAME?	-	-
-	-	#NAME?	-	-	#NAME?	-	-
-	-	#NAME?	-	-	#NAME?	-	-
-	-	#NAME?	-	-	#NAME?	-	-
-	-	#NAME?	-	-	#NAME?	-	-
-	-	#NAME?	-	-	#NAME?	-	-
-	-	#NAME?	-	-	#NAME?	-	-
-	-	#NAME?	-	-	#NAME?	-	-
ALL OTHER School Districts: (Count = 0)	-	#NAME?	-	-	#NAME?	-	-
TOTAL ENROLLMENT	-	#NAME?	-	-	#NAME?	-	-
REVENUE PER PUPIL	-	#NAME?	-	-	#NAME?	-	-
EXPENSES PER PUPIL	-	#NAME?	-	-	#NAME?	-	-

SCHOOL					
n					
Total Revenue	#NAME?	-	-	#NAME?	-
Total Expenses	#NAME?	-	-	#NAME?	-
Net Income	#NAME?	-	-	#NAME?	-
Actual Student Enrollment	#NAME?	-	-	#NAME?	-
*NOTE: Enrollment, Revenue and Expenditure Data IN the 'Total and Variance Analysis' Section is Based on LAST ACTUAL Quarter Completed		Quarter - 1/1 - 3/31		4th Quarter - 4/1 - 6/30	
		Current Budget	Variance	Actual	Current Budget Variance
REVENUE					
REVENUES FROM STATE SOURCES					
Per Pupil Revenue	CY Per Pupil Rate				
NYC CHANCELLOR'S OFFICE	#NAME?	-		#NAME?	-
-	#N/A	-		#NAME?	-
-	#N/A	-		#NAME?	-
-	#N/A	-		#NAME?	-
-	#N/A	-		#NAME?	-
-	#N/A	-		#NAME?	-
-	#N/A	-		#NAME?	-
-	#N/A	-		#NAME?	-
-	#N/A	-		#NAME?	-
-	#N/A	-		#NAME?	-
-	#N/A	-		#NAME?	-
-	#N/A	-		#NAME?	-
-	#N/A	-		#NAME?	-
-	#N/A	-		#NAME?	-
-	#N/A	-		#NAME?	-
ALL OTHER School Districts: (Count = 0)	#N/A	-		#NAME?	-
TOTAL Per Pupil Revenue (Weighted Average Per Pupil Funding)	#NAME?	-	-	#NAME?	-
Special Education Revenue	#NAME?	-		#NAME?	-
Grants					
Stimulus	#NAME?	-		#NAME?	-
DYCD (Department of Youth and Community Development)	#NAME?	-		#NAME?	-
Other	#NAME?	-		#NAME?	-
Other	#NAME?	-		#NAME?	-
TOTAL REVENUE FROM STATE SOURCES	#NAME?	-	-	#NAME?	-
REVENUE FROM FEDERAL FUNDING					
DEA Special Needs	#NAME?	-		#NAME?	-
Title I	#NAME?	-		#NAME?	-
Title Funding - Other	#NAME?	-		#NAME?	-
School Food Service (Free Lunch)	#NAME?	-		#NAME?	-
Grants					
Charter School Program (CSP) Planning & Implementation	#NAME?	-		#NAME?	-
Other	#NAME?	-		#NAME?	-
Other	#NAME?	-		#NAME?	-
TOTAL REVENUE FROM FEDERAL SOURCES	#NAME?	-	-	#NAME?	-
LOCAL and OTHER REVENUE					
Contributions and Donations	#NAME?	-		#NAME?	-
Fundraising	#NAME?	-		#NAME?	-
Erate Reimbursement	#NAME?	-		#NAME?	-
Earnings on Investments	#NAME?	-		#NAME?	-
Interest Income	#NAME?	-		#NAME?	-
Food Service (Income from meals)	#NAME?	-		#NAME?	-
Text Book	#NAME?	-		#NAME?	-
OTHER	#NAME?	-		#NAME?	-
TOTAL REVENUE FROM LOCAL and OTHER SOURCES	#NAME?	-	-	#NAME?	-
TOTAL REVENUE	#NAME?	-	-	#NAME?	-

SCHOOL n					
Total Revenue	#NAME?	-	-	#NAME?	-
Total Expenses	#NAME?	-	-	#NAME?	-
Net Income	#NAME?	-	-	#NAME?	-
Actual Student Enrollment	#NAME?	-	-	#NAME?	-
*NOTE: Enrollment, Revenue and Expenditure Data IN the 'Total and Variance Analysis' Section is Based on LAST ACTUAL Quarter Completed		Quarter - 1/1 - 3/31		4th Quarter - 4/1 - 6/30	
		Current Budget	Variance	Actual	Current Budget Variance
EXPENSES					
ADMINISTRATIVE STAFF PERSONNEL COSTS		Quarter 0 No. of Positions			
Executive Management	#NAME?	#NAME?	-	#NAME?	-
Instructional Management	#NAME?	#NAME?	-	#NAME?	-
Deans, Directors & Coordinators	#NAME?	#NAME?	-	#NAME?	-
CFO / Director of Finance	#NAME?	#NAME?	-	#NAME?	-
Operation / Business Manager	#NAME?	#NAME?	-	#NAME?	-
Administrative Staff	#NAME?	#NAME?	-	#NAME?	-
TOTAL ADM NISTRATIVE STAFF	#NAME?	#NAME?	-	#NAME?	-
INSTRUCTIONAL PERSONNEL COSTS					
Teachers - Regular	#NAME?	#NAME?	-	#NAME?	-
Teachers - SPED	#NAME?	#NAME?	-	#NAME?	-
Substitute Teachers	#NAME?	#NAME?	-	#NAME?	-
Teaching Assistants	#NAME?	#NAME?	-	#NAME?	-
Specialty Teachers	#NAME?	#NAME?	-	#NAME?	-
Aides	#NAME?	#NAME?	-	#NAME?	-
Therapists & Counselors	#NAME?	#NAME?	-	#NAME?	-
Other	#NAME?	#NAME?	-	#NAME?	-
TOTAL INSTRUCTIONAL	#NAME?	#NAME?	-	#NAME?	-
NON-INSTRUCTIONAL PERSONNEL COSTS					
Nurse	#NAME?	#NAME?	-	#NAME?	-
Librarian	#NAME?	#NAME?	-	#NAME?	-
Custodian	#NAME?	#NAME?	-	#NAME?	-
Security	#NAME?	#NAME?	-	#NAME?	-
Other	#NAME?	#NAME?	-	#NAME?	-
TOTAL NON- NSTRUCTIONAL	#NAME?	#NAME?	-	#NAME?	-
SUBTOTAL PERSONNEL SERVICE COSTS		#NAME?	#NAME?	-	#NAME?
PAYROLL TAXES AND BENEFITS					
Payroll Taxes		#NAME?	-	#NAME?	-
Fringe / Employee Benefits		#NAME?	-	#NAME?	-
Retirement / Pension		#NAME?	-	#NAME?	-
TOTAL PAYROLL TAXES AND BENEFITS		#NAME?	-	#NAME?	-
TOTAL PERSONNEL SERVICE COSTS		#NAME?	#NAME?	-	#NAME?
CONTRACTED SERVICES					
Accounting / Audit		#NAME?	-	#NAME?	-
Legal		#NAME?	-	#NAME?	-
Management Company Fee		#NAME?	-	#NAME?	-
Nurse Services		#NAME?	-	#NAME?	-
Food Service / School Lunch		#NAME?	-	#NAME?	-
Payroll Services		#NAME?	-	#NAME?	-
Special Ed Services		#NAME?	-	#NAME?	-
Titlement Services (i.e. Title I)		#NAME?	-	#NAME?	-
Other Purchased / Professional / Consulting		#NAME?	-	#NAME?	-
TOTAL CONTRACTED SERVICES		#NAME?	-	#NAME?	-

SCHOOL					
n					
Total Revenue	#NAME?	-	-	#NAME?	-
Total Expenses	#NAME?	-	-	#NAME?	-
Net Income	#NAME?	-	-	#NAME?	-
Actual Student Enrollment	#NAME?	-	-	#NAME?	-
*NOTE: Enrollment, Revenue and Expenditure Data IN the 'Total and Variance Analysis' Section is Based on LAST ACTUAL Quarter Completed		Quarter - 1/1 - 3/31		4th Quarter - 4/1 - 6/30	
		Current Budget	Variance	Actual	Current Budget Variance
SCHOOL OPERATIONS					
Board Expenses	#NAME?	-		#NAME?	-
Classroom / Teaching Supplies & Materials	#NAME?	-		#NAME?	-
Special Ed Supplies & Materials	#NAME?	-		#NAME?	-
Textbooks / Workbooks	#NAME?	-		#NAME?	-
Supplies & Materials other	#NAME?	-		#NAME?	-
Equipment / Furniture	#NAME?	-		#NAME?	-
Telephone	#NAME?	-		#NAME?	-
Technology	#NAME?	-		#NAME?	-
Student Testing & Assessment	#NAME?	-		#NAME?	-
Field Trips	#NAME?	-		#NAME?	-
Transportation (student)	#NAME?	-		#NAME?	-
Student Services - other	#NAME?	-		#NAME?	-
Office Expense	#NAME?	-		#NAME?	-
Staff Development	#NAME?	-		#NAME?	-
Staff Recruitment	#NAME?	-		#NAME?	-
Student Recruitment / Marketing	#NAME?	-		#NAME?	-
School Meals / Lunch	#NAME?	-		#NAME?	-
Travel (Staff)	#NAME?	-		#NAME?	-
Fundraising	#NAME?	-		#NAME?	-
Other	#NAME?	-		#NAME?	-
TOTAL SCHOOL OPERATIONS	#NAME?	-	-	#NAME?	-
FACILITY OPERATION & MAINTENANCE					
Insurance	#NAME?	-		#NAME?	-
Janitorial	#NAME?	-		#NAME?	-
Building and Land Rent / Lease / Facility Finance Interest	#NAME?	-		#NAME?	-
Repairs & Maintenance	#NAME?	-		#NAME?	-
Equipment / Furniture	#NAME?	-		#NAME?	-
Security	#NAME?	-		#NAME?	-
Utilities	#NAME?	-		#NAME?	-
TOTAL FACILITY OPERATION & MAINTENANCE	#NAME?	-	-	#NAME?	-
DEPRECIATION & AMORTIZATION					
#NAME?	#NAME?	-		#NAME?	-
RESERVES / CONTINGENCY	#NAME?	-		#NAME?	-
TOTAL EXPENSES					
#NAME?	#NAME?	-	-	#NAME?	-
NET INCOME					
#NAME?	#NAME?	-	-	#NAME?	-

SCHOOL					
n					
Total Revenue	#NAME?	-	-	#NAME?	-
Total Expenses	#NAME?	-	-	#NAME?	-
Net Income	#NAME?	-	-	#NAME?	-
Actual Student Enrollment	#NAME?	-	-	#NAME?	-
*NOTE: Enrollment, Revenue and Expenditure Data IN the 'Total and Variance Analysis' Section is Based on LAST ACTUAL Quarter Completed			Quarter - 1/1 - 3/31		4th Quarter - 4/1 - 6/30
			Current Budget	Variance	Actual Current Budget Variance
ENROLLMENT - *School Districts Are Linked To Above Entries*					
NYC CHANCELLOR'S OFFICE	#NAME?	-	-	#NAME?	-
-	#NAME?	-	-	#NAME?	-
-	#NAME?	-	-	#NAME?	-
-	#NAME?	-	-	#NAME?	-
-	#NAME?	-	-	#NAME?	-
-	#NAME?	-	-	#NAME?	-
-	#NAME?	-	-	#NAME?	-
-	#NAME?	-	-	#NAME?	-
-	#NAME?	-	-	#NAME?	-
-	#NAME?	-	-	#NAME?	-
-	#NAME?	-	-	#NAME?	-
-	#NAME?	-	-	#NAME?	-
-	#NAME?	-	-	#NAME?	-
-	#NAME?	-	-	#NAME?	-
-	#NAME?	-	-	#NAME?	-
-	#NAME?	-	-	#NAME?	-
ALL OTHER School Districts: (Count = 0)	#NAME?	-	-	#NAME?	-
TOTAL ENROLLMENT	#NAME?	-	-	#NAME?	-
REVENUE PER PUPIL	#NAME?	-	-	#NAME?	-
EXPENSES PER PUPIL	#NAME?	-	-	#NAME?	-

				EXPLORE EXCEED CHARTER SCHOOL			
				Budget / Operating Plan			
				2016-17			
Total Revenue	-	-	-	#NAME?	#NAME?	-	-
Total Expenses	-	-	-	#NAME?	#NAME?	-	-
Net Income	-	-	-	#NAME?	#NAME?	-	-
Actual Student Enrollment	-	-	-			-	-
*NOTE: Enrollment, Revenue and Expenditure Data IN the 'Total and Variance Analysis' Section is Based on LAST ACTUAL Quarter Completed				TOTALS AND VARIANCE ANALYSIS			
				Actual	Current Budget (Current Quarter)	Actual vs. Current Budget	Current Budget - TY
REVENUE							
REVENUES FROM STATE SOURCES							
Per Pupil Revenue				CY Per Pupil Rate			
NYC CHANCELLOR'S OFFICE				#NAME?			
-				#N/A			
-				#N/A			
-				#N/A			
-				#N/A			
-				#N/A			
-				#N/A			
-				#N/A			
-				#N/A			
-				#N/A			
-				#N/A			
-				#N/A			
-				#N/A			
-				#N/A			
-				#N/A			
-				#N/A			
-				#N/A			
ALL OTHER School Districts: (Count = 0)				#N/A			
TOTAL Per Pupil Revenue (Weighted Average Per Pupil Funding)				#NAME?			
Special Education Revenue							
Grants							
Stimulus							
DYCD (Department of Youth and Community Development)							
Other							
Other							
TOTAL REVENUE FROM STATE SOURCES							
REVENUE FROM FEDERAL FUNDING							
IDEA Special Needs							
Title I							
Title Funding - Other							
School Food Service (Free Lunch)							
Grants							
Charter School Program (CSP) Planning & Implementation							
Other							
Other							
TOTAL REVENUE FROM FEDERAL SOURCES							
LOCAL and OTHER REVENUE							
Contributions and Donations							
Fundraising							
Erate Reimbursement							
Earnings on Investments							
Interest Income							
Food Service (Income from meals)							
Text Book							
OTHER							
TOTAL REVENUE FROM LOCAL and OTHER SOURCES							
TOTAL REVENUE							

				EXPLORE EXCEED CHARTER SCHOOL			
				Budget / Operating Plan			
				2016-17			
Total Revenue	-	-	-	#NAME?	#NAME?	-	-
Total Expenses	-	-	-	#NAME?	#NAME?	-	-
Net Income	-	-	-	#NAME?	#NAME?	-	-
Actual Student Enrollment	-	-	-			-	-
*NOTE: Enrollment, Revenue and Expenditure Data IN the 'Total and Variance Analysis' Section is Based on LAST ACTUAL Quarter Completed				TOTALS AND VARIANCE ANALYSIS			
				Actual	Current Budget (Current Quarter)	Actual vs. Current Budget	Current Budget - TY
EXPENSES							
ADMINISTRATIVE STAFF PERSONNEL COSTS							
Executive Management	#NAME?	Quarter 0	No. of Positions	-	-	-	-
Instructional Management	#NAME?			-	-	-	-
Deans, Directors & Coordinators	#NAME?			-	-	-	-
CFO / Director of Finance	#NAME?			-	-	-	-
Operation / Business Manager	#NAME?			-	-	-	-
Administrative Staff	#NAME?			-	-	-	-
TOTAL ADMINISTRATIVE STAFF	#NAME?			-	-	-	-
INSTRUCTIONAL PERSONNEL COSTS							
Teachers - Regular	#NAME?			-	-	-	-
Teachers - SPED	#NAME?			-	-	-	-
Substitute Teachers	#NAME?			-	-	-	-
Teaching Assistants	#NAME?			-	-	-	-
Specialty Teachers	#NAME?			-	-	-	-
Aides	#NAME?			-	-	-	-
Therapists & Counselors	#NAME?			-	-	-	-
Other	#NAME?			-	-	-	-
TOTAL NSTRUCTIONAL	#NAME?			-	-	-	-
NON-INSTRUCTIONAL PERSONNEL COSTS							
Nurse	#NAME?			-	-	-	-
Librarian	#NAME?			-	-	-	-
Custodian	#NAME?			-	-	-	-
Security	#NAME?			-	-	-	-
Other	#NAME?			-	-	-	-
TOTAL NON-INSTRUCTIONAL	#NAME?			-	-	-	-
SUBTOTAL PERSONNEL SERVICE COSTS							
#NAME?				-	-	-	-
PAYROLL TAXES AND BENEFITS							
Payroll Taxes				-	-	-	-
Fringe / Employee Benefits				-	-	-	-
Retirement / Pension				-	-	-	-
TOTAL PAYROLL TAXES AND BENEFITS				-	-	-	-
TOTAL PERSONNEL SERVICE COSTS							
#NAME?				-	-	-	-
CONTRACTED SERVICES							
Accounting / Audit				-	-	-	-
Legal				-	-	-	-
Management Company Fee				-	-	-	-
Nurse Services				-	-	-	-
Food Service / School Lunch				-	-	-	-
Payroll Services				-	-	-	-
Special Ed Services				-	-	-	-
Titliment Services (i.e. Title I)				-	-	-	-
Other Purchased / Professional / Consulting				-	-	-	-
TOTAL CONTRACTED SERVICES				-	-	-	-

				EXPLORE EXCEED CHARTER SCHOOL			
				Budget / Operating Plan			
				2016-17			
Total Revenue	-	-	-	#NAME?	#NAME?	-	-
Total Expenses	-	-	-	#NAME?	#NAME?	-	-
Net Income	-	-	-	#NAME?	#NAME?	-	-
Actual Student Enrollment	-	-	-			-	-
				TOTALS AND VARIANCE ANALYSIS			
*NOTE: Enrollment, Revenue and Expenditure Data IN the 'Total and Variance Analysis' Section is Based on LAST ACTUAL Quarter Completed				Actual	Current Budget (Current Quarter)	Actual vs. Current Budget	Original Budget (Current Quarter)
				Actual	Current Budget	Current Budget - TY	Actual vs. Current Budget TY
SCHOOL OPERATIONS				-	-	-	-
Board Expenses				-	-	-	-
Classroom / Teaching Supplies & Materials				-	-	-	-
Special Ed Supplies & Materials				-	-	-	-
Textbooks / Workbooks				-	-	-	-
Supplies & Materials other				-	-	-	-
Equipment / Furniture				-	-	-	-
Telephone				-	-	-	-
Technology				-	-	-	-
Student Testing & Assessment				-	-	-	-
Field Trips				-	-	-	-
Transportation (student)				-	-	-	-
Student Services - other				-	-	-	-
Office Expense				-	-	-	-
Staff Development				-	-	-	-
Staff Recruitment				-	-	-	-
Student Recruitment / Marketing				-	-	-	-
School Meals / Lunch				-	-	-	-
Travel (Staff)				-	-	-	-
Fundraising				-	-	-	-
Other				-	-	-	-
TOTAL SCHOOL OPERATIONS				-	-	-	-
FACILITY OPERATION & MAINTENANCE				-	-	-	-
Insurance				-	-	-	-
Janitorial				-	-	-	-
Building and Land Rent / Lease / Facility Finance Interest				-	-	-	-
Repairs & Maintenance				-	-	-	-
Equipment / Furniture				-	-	-	-
Security				-	-	-	-
Utilities				-	-	-	-
TOTAL FACILITY OPERATION & MAINTENANCE				-	-	-	-
DEPRECIATION & AMORTIZATION				-	-	-	-
RESERVES / CONTINGENCY				-	-	-	-
TOTAL EXPENSES				-	-	-	-
NET INCOME				-	-	-	-

				EXPLORE EXCEED CHARTER SCHOOL			
				Budget / Operating Plan			
				2016-17			
Total Revenue	-	-	-	#NAME?	#NAME?	-	-
Total Expenses	-	-	-	#NAME?	#NAME?	-	-
Net Income	-	-	-	#NAME?	#NAME?	-	-
Actual Student Enrollment	-	-	-			-	-
				TOTALS AND VARIANCE ANALYSIS			
*NOTE: Enrollment, Revenue and Expenditure Data IN the 'Total and Variance Analysis' Section is Based on LAST ACTUAL Quarter Completed				Actual	Current Budget (Current Quarter)	Actual vs. Current Budget	Original Budget (Current Quarter)
				Actual	Current Budget	Current Budget - TY	Actual vs. Original Budget
ENROLLMENT - *School Districts Are Linked To Above Entries*				* Enrollment Data Based on Last Actual Quarter Completed			
NYC CHANCELLOR'S OFFICE				-	-	-	-
-				-	-	-	-
-				-	-	-	-
-				-	-	-	-
-				-	-	-	-
-				-	-	-	-
-				-	-	-	-
-				-	-	-	-
-				-	-	-	-
-				-	-	-	-
-				-	-	-	-
-				-	-	-	-
-				-	-	-	-
-				-	-	-	-
ALL OTHER School Districts: (Count = 0)				-	-	-	-
TOTAL ENROLLMENT				-	-	-	-
REVENUE PER PUPIL				-	-	-	-
EXPENSES PER PUPIL				-	-	-	-

HOO

Total Revenue	#NAME?	#NAME?	-	-
Total Expenses	8,514,383	8,514,383	-	-
Net Income	#NAME?	#NAME?	-	-
Actual Student Enrollment			-	
5				
*NOTE: Enrollment, Revenue and Expenditure Data IN the 'Total and Variance Analysis' Section is Based on LAST ACTUAL Quarter Completed		Actual vs. Original Budget TY	ACTUAL (P.T. TY / No. of COMPLETED Actual CY Quarters)	Actual CY vs. Actual PY
REVENUE				
REVENUES FROM STATE SOURCES				
Per Pupil Revenue	CY Per Pupil Rate			
NYC CHANCELLOR'S OFFICE	#NAME?	#NAME?	-	-
-	#N/A	#N/A	-	-
-	#N/A	#N/A	-	-
-	#N/A	#N/A	-	-
-	#N/A	#N/A	-	-
-	#N/A	#N/A	-	-
-	#N/A	#N/A	-	-
-	#N/A	#N/A	-	-
-	#N/A	#N/A	-	-
-	#N/A	#N/A	-	-
-	#N/A	#N/A	-	-
-	#N/A	#N/A	-	-
-	#N/A	#N/A	-	-
-	#N/A	#N/A	-	-
-	#N/A	#N/A	-	-
ALL OTHER School Districts: (Count = 0)	#N/A	#N/A	-	-
TOTAL Per Pupil Revenue (Weighted Average Per Pupil Funding)	#NAME?	#NAME?	-	-
Special Education Revenue			1,130,811	(1,130,811)
Grants				
Stimulus			-	-
DYCD (Department of Youth and Community Development)			-	-
Other			39,819	(39,819)
Other			215,430	(215,430)
TOTAL REVENUE FROM STATE SOURCES	#NAME?	#NAME?	-	-
REVENUE FROM FEDERAL FUNDING				
IDEA Special Needs			51,212	(51,212)
Title I			222,219	(222,219)
Title Funding - Other			18,378	(18,378)
School Food Service (Free Lunch)			-	-
Grants				
Charter School Program (CSP) Planning & Implementation			-	-
Other			-	-
Other			-	-
TOTAL REVENUE FROM FEDERAL SOURCES			291,809	(291,809)
LOCAL and OTHER REVENUE				
Contributions and Donations			10,000	(10,000)
Fundraising			-	-
Erate Reimbursement			95,317	(95,317)
Earnings on Investments			-	-
Interest Income			-	-
Food Service (Income from meals)			-	-
Text Book			-	-
OTHER			1,550	(1,550)
TOTAL REVENUE FROM LOCAL and OTHER SOURCES			106,867	(106,867)
TOTAL REVENUE	#NAME?	#NAME?	-	-

HOOL

Total Revenue	#NAME?	#NAME?	-	-
Total Expenses	8,514,383	8,514,383	-	-
Net Income	#NAME?	#NAME?	-	-
Actual Student Enrollment			-	-

5				
*NOTE: Enrollment, Revenue and Expenditure Data IN the 'Total and Variance Analysis' Section is Based on LAST ACTUAL Quarter Completed		Actual vs. Original Budget TY	ACTUAL (P.T. TY / No. of COMPLETED Actual CY Quarters	Actual CY vs. Actual PY

EXPENSES		Quarter 0				
ADMINISTRATIVE STAFF PERSONNEL COSTS		No. of Positions				
Executive Management	#NAME?		-	-	-	-
Instructional Management	#NAME?		392,876	392,876	-	-
Deans, Directors & Coordinators	#NAME?		627,026	627,026	-	-
CFO / Director of Finance	#NAME?		-	-	-	-
Operation / Business Manager	#NAME?		342,312	342,312	-	-
Administrative Staff	#NAME?		313,280	313,280	-	-
TOTAL ADM NISTRATIVE STAFF	#NAME?		1,675,494	1,675,494	-	-
INSTRUCTIONAL PERSONNEL COSTS						
Teachers - Regular	#NAME?		2,227,750	2,227,750	-	-
Teachers - SPED	#NAME?		518,500	518,500	-	-
Substitute Teachers	#NAME?		-	-	-	-
Teaching Assistants	#NAME?		68,340	68,340	-	-
Specialty Teachers	#NAME?		398,000	398,000	-	-
Aides	#NAME?		-	-	-	-
Therapists & Counselors	#NAME?		198,667	198,667	-	-
Other	#NAME?		55,000	55,000	-	-
TOTAL INSTRUCTIONAL	#NAME?		3,466,257	3,466,257	-	-
NON-INSTRUCTIONAL PERSONNEL COSTS						
Nurse	#NAME?		-	-	-	-
Librarian	#NAME?		-	-	-	-
Custodian	#NAME?		-	-	-	-
Security	#NAME?		-	-	-	-
Other	#NAME?		-	-	-	-
TOTAL NON-INSTRUCTIONAL	#NAME?		-	-	-	-
SUBTOTAL PERSONNEL SERVICE COSTS		#NAME?	5,141,751	5,141,751	-	-
PAYROLL TAXES AND BENEFITS						
Payroll Taxes			444,761	444,761	-	-
Fringe / Employee Benefits			835,770	835,770	-	-
Retirement / Pension			43,162	43,162	-	-
TOTAL PAYROLL TAXES AND BENEFITS			1,323,694	1,323,694	-	-
TOTAL PERSONNEL SERVICE COSTS		#NAME?	6,465,445	6,465,445	-	-
CONTRACTED SERVICES						
Accounting / Audit			19,950	19,950	-	-
Legal			-	-	-	-
Management Company Fee			843,303	843,303	-	-
Nurse Services			-	-	-	-
Food Service / School Lunch			-	-	-	-
Payroll Services			9,135	9,135	-	-
Special Ed Services			-	-	-	-
Titlement Services (i e. Title I)			-	-	-	-
Other Purchased / Professional / Consulting			168,000	168,000	-	-
TOTAL CONTRACTED SERVICES			1,040,388	1,040,388	-	-

HOO

Total Revenue	#NAME?	#NAME?	-	-
Total Expenses	8,514,383	8,514,383	-	-
Net Income	#NAME?	#NAME?	-	-
Actual Student Enrollment			-	-
5				
*NOTE: Enrollment, Revenue and Expenditure Data IN the 'Total and Variance Analysis' Section is Based on LAST ACTUAL Quarter Completed				
	Original Budget - TY	Actual vs. Original Budget TY	Actual (P TY / No. of COMPLETED Actual CY Quarters	Actual CY vs. Actual PY
SCHOOL OPERATIONS				
Board Expenses	-	-	-	-
Classroom / Teaching Supplies & Materials	66,000	66,000	-	-
Special Ed Supplies & Materials	22,200	22,200	-	-
Textbooks / Workbooks	39,819	39,819	-	-
Supplies & Materials other	47,620	47,620	-	-
Equipment / Furniture	47,400	47,400	-	-
Telephone	72,461	72,461	-	-
Technology	223,670	223,670	-	-
Student Testing & Assessment	9,743	9,743	-	-
Field Trips	17,000	17,000	-	-
Transportation (student)	4,000	4,000	-	-
Student Services - other	36,000	36,000	-	-
Office Expense	71,340	71,340	-	-
Staff Development	134,833	134,833	-	-
Staff Recruitment	21,500	21,500	-	-
Student Recruitment / Marketing	15,300	15,300	-	-
School Meals / Lunch	13,360	13,360	-	-
Travel (Staff)	7,000	7,000	-	-
Fundraising	-	-	-	-
Other	3,820	3,820	-	-
TOTAL SCHOOL OPERATIONS	853,066	853,066	-	-
FACILITY OPERATION & MAINTENANCE				
Insurance	45,484	45,484	-	-
Janitorial	-	-	-	-
Building and Land Rent / Lease / Facility Finance Interest	-	-	-	-
Repairs & Maintenance	5,000	5,000	-	-
Equipment / Furniture	-	-	-	-
Security	-	-	-	-
Utilities	-	-	-	-
TOTAL FACILITY OPERATION & MAINTENANCE	50,484	50,484	-	-
DEPRECIATION & AMORTIZATION	105,000	105,000	-	-
RESERVES / CONTINGENCY	-	-	-	-
TOTAL EXPENSES	8,514,383	8,514,383	-	-
NET INCOME	#NAME?	#NAME?	-	-

HOOL

Total Revenue	#NAME?	#NAME?	-	-
Total Expenses	8,514,383	8,514,383	-	-
Net Income	#NAME?	#NAME?	-	-
Actual Student Enrollment			-	
		5		
*NOTE: Enrollment, Revenue and Expenditure Data IN the 'Total and Variance Analysis' Section is Based on LAST ACTUAL Quarter Completed		Actual	P Y Actual (P Y TY / No. of COMPLETED Actual CY Quarters	Actual CY vs. Actual PY
		Original Budget - TY		

ENROLLMENT - *School Districts Are Linked To Above Entries*				
NYC CHANCELLOR'S OFFICE			-	-
-			-	-
-			-	-
-			-	-
-			-	-
-			-	-
-			-	-
-			-	-
-			-	-
-			-	-
-			-	-
-			-	-
-			-	-
-			-	-
ALL OTHER School Districts: (Count = 0)			-	-
TOTAL ENROLLMENT			-	-
REVENUE PER PUPIL			-	-
EXPENSES PER PUPIL			-	-



Annual Report Requirement
for SUNY Authorized Charter Schools
EXPLORE EXCEED CHARTER SCHOOL
2016-17

Administrative
expenditures per pupil:

\$0.00

Per NYS Statute

Administrative expenditures per pupil: the sum of all general administration salaries and other general administration expenditures divided by the total number of enrolled students. Employee benefit costs or expenditures should not be reported here.

***NOTE: THIS TAB ONLY NEEDS TO BE COMPLETED FOR Q4**



Charter Schools Institute
The State University of New York

FOR INSTITUTE USE ONLY

FILING FOR SCHOOL
YEAR: _____

DATE RECEIVED: _____


**DISCLOSURE OF FINANCIAL INTEREST
BY A NOT-FOR-PROFIT CHARTER SCHOOL
EDUCATION CORPORATION TRUSTEE**

1. Name of education corporation: EXPLORE SCHOOLS OF BROOKLYN
 2. Trustee's name (print): BETH COHEN
 3. Position(s) on board, if any: (e.g., chair, treasurer, committee chair, etc): N/A
 4. Home address: [REDACTED]
 5. Business Address: [REDACTED]
 6. Daytime phone: [REDACTED]
 7. E-mail: [REDACTED]
 8. Is Trustee an employee of the education corporation? ~~Yes~~. **No**. If you checked yes, please provide a description of the position you hold, your salary and your start date.
-
9. Identify each interest/transaction (and provide the requested information) that you or any of your immediate family members have held or engaged in with the education corporation during the prior school year. If there has been no such financial interest or transaction, please *write "None."* Please note that if you answered yes to Question 8, you need not disclose again your employment status, salary, etc.

Date(s)	Nature of Financial Interest/Transaction	Steps Taken to Avoid a Conflict of Interest, (e.g., did not vote, did not participate in discussion)	Identity of Person Holding Interest or Engaging in Transaction (e.g., you and/or immediate family member (name))
NONE			

10. Identify each individual, business, corporation, union association, firm, partnership, committee proprietorship, franchise holding company, joint stock company, business or real estate trust, non-profit organization, or other organization or group of people doing business with the education corporation *and* in which such entity, during the preceding school year (July 1 – June 30), you and/or your immediate family member(s) had a financial interest or other relationship. If you are a member, director, officer or employee of an organization formally partnered with the education corporation that is doing business with the education corporation through a management or services agreement, you need not list every transaction between such entity and the education corporation that is pursuant to such agreement; rather, please identify only the name of the entity, your position in the entity as well as the relationship between such entity and the education corporation. If there was no financial interest, please write "None."

Entity Conducting Business with the Education Corporation	Nature of Business Conducted	Approximate Value of the Business Conducted	Name of Trustee and/or Immediate Family Holding an Interest in the Entity Conducting Business with the Education Corporation and the Nature of the Interest	Steps Taken to Avoid Conflict of Interest
NONE				

DocuSigned by:

 BA53658D17B1474

Signature

7/26/2016

Date

Form Revised November 16, 2015



Charter Schools Institute
The State University of New York

FOR INSTITUTE USE ONLY

FILING FOR SCHOOL

YEAR: _____

DATE RECEIVED: _____

**DISCLOSURE OF FINANCIAL INTEREST
BY A NOT-FOR-PROFIT CHARTER SCHOOL
EDUCATION CORPORATION TRUSTEE**

1. Name of education corporation: EXPLORE SCHOOLS OF BROOKLYN
2. Trustee's name (print): GRAEME DAYKIN
3. Position(s) on board, if any: (e.g., chair, treasurer, committee chair, etc): CHAIR
4. Home address: [REDACTED]
5. Business Address: [REDACTED]
6. Daytime phone: [REDACTED]
7. E-mail: [REDACTED]
8. Is Trustee an employee of the education corporation? ~~Yes~~. **No**. If you checked yes, please provide a description of the position you hold, your salary and your start date.

9. Identify each interest/transaction (and provide the requested information) that you or any of your immediate family members have held or engaged in with the education corporation during the prior school year. If there has been no such financial interest or transaction, please *write "None."* Please note that if you answered yes to Question 8, you need not disclose again your employment status, salary, etc.

Date(s)	Nature of Financial Interest/Transaction	Steps Taken to Avoid a Conflict of Interest, (e.g., did not vote, did not participate in discussion)	Identity of Person Holding Interest or Engaging in Transaction (e.g., you and/or immediate family member (name))
NONE			

10. Identify each individual, business, corporation, union association, firm, partnership, committee proprietorship, franchise holding company, joint stock company, business or real estate trust, non-profit organization, or other organization or group of people doing business with the education corporation *and* in which such entity, during the preceding school year (July 1 – June 30), you and/or your immediate family member(s) had a financial interest or other relationship. If you are a member, director, officer or employee of an organization formally partnered with the education corporation that is doing business with the education corporation through a management or services agreement, you need not list every transaction between such entity and the education corporation that is pursuant to such agreement; rather, please identify only the name of the entity, your position in the entity as well as the relationship between such entity and the education corporation. If there was no financial interest, please write "None."

Entity Conducting Business with the Education Corporation	Nature of Business Conducted	Approximate Value of the Business Conducted	Name of Trustee and/or Immediate Family Holding an Interest in the Entity Conducting Business with the Education Corporation and the Nature of the Interest	Steps Taken to Avoid Conflict of Interest
NONE				

DocuSigned by:

 D087CE0810FE41A...
Signature

7/22/2016

Date



Charter Schools Institute
The State University of New York

FOR INSTITUTE USE ONLY

FILING FOR SCHOOL
YEAR: _____

DATE RECEIVED: _____

**DISCLOSURE OF FINANCIAL INTEREST
BY A NOT-FOR-PROFIT CHARTER SCHOOL
EDUCATION CORPORATION TRUSTEE**

1. Name of education corporation: EXPLORE SCHOOLS OF BROOKLYN
2. Trustee's name (print): KIMESHA CARNEGIE
3. Position(s) on board, if any: (e.g., chair, treasurer, committee chair, etc: N/A
4. Home address: [REDACTED]
5. Business Address: _____
6. Daytime phone: [REDACTED]
7. E-mail: [REDACTED]
8. Is Trustee an employee of the education corporation? ~~Yes~~. **No**. If you checked yes, please provide a description of the position you hold, your salary and your start date.

9. Identify each interest/transaction (and provide the requested information) that you or any of your immediate family members have held or engaged in with the education corporation during the prior school year. If there has been no such financial interest or transaction, please *write "None."* Please note that if you answered yes to Question 8, you need not disclose again your employment status, salary, etc.

Date(s)	Nature of Financial Interest/Transaction	Steps Taken to Avoid a Conflict of Interest, (e.g., did not vote, did not participate in discussion)	Identity of Person Holding Interest or Engaging in Transaction (e.g., you and/or immediate family member (name))
NONE			

10. Identify each individual, business, corporation, union association, firm, partnership, committee proprietorship, franchise holding company, joint stock company, business or real estate trust, non-profit organization, or other organization or group of people doing business with the education corporation *and* in which such entity, during the preceding school year (July 1 – June 30), you and/or your immediate family member(s) had a financial interest or other relationship. If you are a member, director, officer or employee of an organization formally partnered with the education corporation that is doing business with the education corporation through a management or services agreement, you need not list every transaction between such entity and the education corporation that is pursuant to such agreement; rather, please identify only the name of the entity, your position in the entity as well as the relationship between such entity and the education corporation. If there was no financial interest, please write "None."

Entity Conducting Business with the Education Corporation	Nature of Business Conducted	Approximate Value of the Business Conducted	Name of Trustee and/or Immediate Family Holding an Interest in the Entity Conducting Business with the Education Corporation and the Nature of the Interest	Steps Taken to Avoid Conflict of Interest
NONE				

DocuSigned by:

 Signature

7/22/2016

Date



**DISCLOSURE OF FINANCIAL INTEREST
BY A NOT-FOR-PROFIT CHARTER SCHOOL
EDUCATION CORPORATION TRUSTEE**

1. Name of education corporation: EXPLORE SCHOOLS OF BROOKLYN
2. Trustee's name (print): HANK MANNIX
3. Position(s) on board, if any: (e.g., chair, treasurer, committee chair, etc): VICE-CHAIR,
TREASURER
4. Home address: [REDACTED]
5. Business Address: [REDACTED]
6. Daytime phone: [REDACTED]
7. E-mail: [REDACTED]
8. Is Trustee an employee of the education corporation? Yes.No. If you checked yes, please provide a description of the position you hold, your salary and your start date.

9. Identify each interest/transaction (and provide the requested information) that you or any of your immediate family members have held or engaged in with the education corporation during the prior school year. If there has been no such financial interest or transaction, please write "None." Please note that if you answered yes to Question 8, you need not disclose again your employment status, salary, etc.

Date(s)	Nature of Financial Interest/Transaction	Steps Taken to Avoid a Conflict of Interest, (e.g., did not vote, did not participate in discussion)	Identity of Person Holding Interest or Engaging in Transaction (e.g., you and/or immediate family member (name))
NONE <i>Please write "None" if applicable. Do not leave this space blank.</i>			

10. Identify each individual, business, corporation, union association, firm, partnership, committee proprietorship, franchise holding company, joint stock company, business or real estate trust, non-profit organization, or other organization or group of people doing business with the education corporation *and* in which such entity, during the preceding school year (July 1 – June 30), you and/or your immediate family member(s) had a financial interest or other relationship. If you are a member, director, officer or employee of an organization formally partnered with the education corporation that is doing business with the education corporation through a management or services agreement, you need not list every transaction between such entity and the education corporation that is pursuant to such agreement; rather, please identify only the name of the entity, your position in the entity as well as the relationship between such entity and the education corporation. If there was no financial interest, please write "None."

Entity Conducting Business with the Education Corporation	Nature of Business Conducted	Approximate Value of the Business Conducted	Name of Trustee and/or Immediate Family Holding an Interest in the Entity Conducting Business with the Education Corporation and the Nature of the Interest	Steps Taken to Avoid Conflict of Interest
<p>NONE</p> <p><i>Please write "None" if applicable. Do not leave this space blank.</i></p>				



Signature

7/25/16

Date



Charter Schools Institute
The State University of New York

FOR INSTITUTE USE ONLY

FILING FOR SCHOOL
YEAR: _____

DATE RECEIVED: _____


**DISCLOSURE OF FINANCIAL INTEREST
BY A NOT-FOR-PROFIT CHARTER SCHOOL
EDUCATION CORPORATION TRUSTEE**

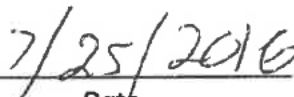
1. Name of education corporation: EXPLORE SCHOOLS OF BROOKLYN
2. Trustee's name (print): PETER WALKER
3. Position(s) on board, if any: (e.g., chair, treasurer, committee chair, etc: N/A
4. Home address: [REDACTED]
5. Business Address: [REDACTED]
6. Daytime phone: [REDACTED]
7. E-mail: [REDACTED]
8. Is Trustee an employee of the education corporation? ~~Yes~~. **No**. If you checked yes, please provide a description of the position you hold, your salary and your start date.
N/A
9. Identify each interest/transaction (and provide the requested information) that you or any of your immediate family members have held or engaged in with the education corporation during the prior school year. If there has been no such financial interest or transaction, please write "None." Please note that if you answered yes to Question 8, you need not disclose again your employment status, salary, etc.

Date(s)	Nature of Financial Interest/Transaction	Steps Taken to Avoid a Conflict of Interest, (e.g., did not vote, did not participate in discussion)	Identity of Person Holding Interest or Engaging in Transaction (e.g., you and/or immediate family member (name))
Please write "None" if applicable. Do not leave this space blank.			

10. Identify each individual, business, corporation, union association, firm, partnership, committee proprietorship, franchise holding company, joint stock company, business or real estate trust, non-profit organization, or other organization or group of people doing business with the education corporation *and* in which such entity, during the preceding school year (July 1 – June 30), you and/or your immediate family member(s) had a financial interest or other relationship. If you are a member, director, officer or employee of an organization formally partnered with the education corporation that is doing business with the education corporation through a management or services agreement, you need not list every transaction between such entity and the education corporation that is pursuant to such agreement; rather, please identify only the name of the entity, your position in the entity as well as the relationship between such entity and the education corporation. If there was no financial interest, please write "None."

Entity Conducting Business with the Education Corporation	Nature of Business Conducted	Approximate Value of the Business Conducted	Name of Trustee and/or Immediate Family Holding an Interest in the Entity Conducting Business with the Education Corporation and the Nature of the Interest	Steps Taken to Avoid Conflict of Interest
<p style="text-align: center;">NONE</p> <p style="text-align: center;"><i>Please write "None" if applicable. Do not leave this space blank.</i></p>				


 Signature PETER A. WALKER


 Date



**DISCLOSURE OF FINANCIAL INTEREST
BY A NOT-FOR-PROFIT CHARTER SCHOOL
EDUCATION CORPORATION TRUSTEE**

1. Name of education corporation: EXPLORE SCHOOLS
2. Trustee's name (print): JANA REED
3. Position(s) on board, if any: (e.g., chair, treasurer, committee chair, etc): N/A
4. Home address: [REDACTED]
5. Business Address: [REDACTED]
6. Daytime phone: [REDACTED]
7. E-mail: [REDACTED]
8. Is Trustee an employee of the education corporation? ~~Yes~~ **No**. If you checked yes, please provide a description of the position you hold, your salary and your start date.
9. Identify each interest/transaction (and provide the requested information) that you or any of your immediate family members have held or engaged in with the education corporation during the prior school year. If there has been no such financial interest or transaction, please write "None." Please note that if you answered yes to Question 8, you need not disclose again your employment status, salary, etc.

Date(s)	Nature of Financial Interest/Transaction	Steps Taken to Avoid a Conflict of Interest, (e.g., did not vote, did not participate in discussion)	Identity of Person Holding Interest or Engaging in Transaction (e.g., you and/or immediate family member (name))
None <i>Please write "None" if applicable. Do not leave this space blank.</i>			

10. Identify each individual, business, corporation, union association, firm, partnership, committee proprietorship, franchise holding company, joint stock company, business or real estate trust, non-profit organization, or other organization or group of people doing business with the education corporation *and* in which such entity, during the preceding school year (July 1 – June 30), you and/or your immediate family member(s) had a financial interest or other relationship. If you are a member, director, officer or employee of an organization formally partnered with the education corporation that is doing business with the education corporation through a management or services agreement, you need not list every transaction between such entity and the education corporation that is pursuant to such agreement; rather, please identify only the name of the entity, your position in the entity as well as the relationship between such entity and the education corporation. If there was no financial interest, please write "None."

Entity Conducting Business with the Education Corporation	Nature of Business Conducted	Approximate Value of the Business Conducted	Name of Trustee and/or Immediate Family Holding an Interest in the Entity Conducting Business with the Education Corporation and the Nature of the Interest	Steps Taken to Avoid Conflict of Interest
Please write "None" if applicable. Do not leave this space blank. <i>None</i>				


Signature

7/22/14
Date



FOR INSTITUTE USE ONLY

FILING FOR SCHOOL
YEAR: _____

DATE RECEIVED: _____

**DISCLOSURE OF FINANCIAL INTEREST
BY A NOT-FOR-PROFIT CHARTER SCHOOL
EDUCATION CORPORATION TRUSTEE**

1. Name of education corporation: EXPLORE SCHOOLS OF BROOKLYN
2. Trustee's name (print): MORTY BALLEEN
3. Position(s) on board, if any: (e.g., chair, treasurer, committee chair, etc): N/A
4. Home address: [REDACTED]
5. Business Address: [REDACTED]
6. Daytime phone: [REDACTED]
7. E-mail: [REDACTED]
8. Is Trustee an employee of the education corporation? ~~Yes~~. **No**. If you checked yes, please provide a description of the position you hold, your salary and your start date.
9. Identify each interest/transaction (and provide the requested information) that you or any of your immediate family members have held or engaged in with the education corporation during the prior school year. If there has been no such financial interest or transaction, please *write "None."* Please note that if you answered yes to Question 8, you need not disclose again your employment status, salary, etc.

Date(s)	Nature of Financial Interest/Transaction	Steps Taken to Avoid a Conflict of Interest, (e.g., did not vote, did not participate in discussion)	Identity of Person Holding Interest or Engaging in Transaction (e.g., you and/or immediate family member (name))
6/29/16	CEO & FOUNDER, EXPLORE SCHOOLS INC SALARY: \$290,000 START DATE: 7/1/2009	I recused myself from the vote regarding the ESI Management Contract.	Morty Ballen (myself)

10. Identify each individual, business, corporation, union association, firm, partnership, committee proprietorship, franchise holding company, joint stock company, business or real estate trust,

non-profit organization, or other organization or group of people doing business with the education corporation *and* in which such entity, during the preceding school year (July 1 – June 30), you and/or your immediate family member(s) had a financial interest or other relationship. If you are a member, director, officer or employee of an organization formally partnered with the education corporation that is doing business with the education corporation through a management or services agreement, you need not list every transaction between such entity and the education corporation that is pursuant to such agreement; rather, please identify only the name of the entity, your position in the entity as well as the relationship between such entity and the education corporation. If there was no financial interest, please *write "None."*

Entity Conducting Business with the Education Corporation	Nature of Business Conducted	Approximate Value of the Business Conducted	Name of Trustee and/or Immediate Family Holding an Interest in the Entity Conducting Business with the Education Corporation and the Nature of the Interest	Steps Taken to Avoid Conflict of Interest
Explore Schools Inc.	Management	\$3,000,000	Morty Ballen	Recused from vote to approve contract, recused from other votes as appropriate



Signature

7/22/2016

Date

Form Revised November 16, 2015



Entry 9 BOT Table





Created: 07/26/2016

Last updated: 07/28/2016

Page 1

1. Current Board Member Information

	Trustee Name	Email Address	Position on the Board	Committee Affiliations	Voting Member? (Y/N)	Area of Expertise, and/or Additional Role at School (parent, staff member, etc.)	Number of Terms Served and Length of Each (Include election date and term expiration)
1	Morty Ballen	[REDACTED]		Discipline	Yes	Program	2 years, voted onto Board 10/02/2014 ; Term renews annually with contract
2	Kimesha Carnegie	[REDACTED]		Accountability	Yes	External Affairs	2 terms (term = 3 years, 5 years served so far); voted onto Board 9/15/11; term expires Jun 17
3	Beth Cohen	[REDACTED]		Discipline	Yes	External Affairs	2 terms (term = 3 years, 4 years served so far); voted onto Board 9/18/12;

							term expires Jun 18
4	Graeme Daykin		Chair/Board President	Finance	Yes	Finance	1 term (term = 3 years, 3 years served so far); voted onto Board 9/30/13; term expires Jun 16
5	Hank Mannix		Vice Chair/Vice President	Accountability, Finance	Yes	Finance	1 term (term = 3 years, 3 years served so far); voted onto Board 9/30/13; term expires Jun 16
6	Jana Reed				Yes	External Affairs	1 term (term = 3 years, 1 year served so far); voted onto Board 4/20/16; term expires Jun 18
7	Peter Walker			Finance	Yes	Legal	1 term (term = 3 years, 2 years served so far),); voted onto Board 10/02/2014 ; term expires Jun 17 (school boards were merged in

							2014/15)
8	Damion Trent				No		Less than 1 term (ex-officio term = 1 year, 6 months served), Voted onto Board 01/11/16, term expires Jun 16.
9							
10							
11							
12							
13							
14							
15							
16							
17							
18							
19							
20							

2. Total Number of Members on June 30, 2015

7 voting, 1 ex officio parent rep

3. Total Number of Members Joining the Board 2015-16 School Year

2 voting, 1 ex officio parent rep

4. Total Number of Members Departing the Board during the 2015-16 School Year

1 voting

5. Number of Voting Members 2015-16, as set by the by-laws, resolution or minutes

7

6. Number of Board Meetings Conducted in the 2015-16 School Year

10

7. Number of Board Meetings Scheduled for the 2016-17 School Year

10

Thank you.

Overall Student Recruitment Strategy and English Language Learner Set-Aside Lottery Preference

Explore Exceed Charter Schools's overall recruitment strategy focuses on families in the immediate neighborhood of the school (school's zip code and surrounding areas) in order to best serve the school's geographic community. Given the demographic of the school's neighborhood, by targeting these areas Explore Exceed naturally recruits a large portion of students who qualify for free and reduced lunch (over 77% of the school's current student population qualifies for free and reduced lunch).

In an effort to attract and enroll more English Language Learners, Explore Exceed Charter School created a set-aside lottery preference for English Language Learners. The set-aside preference seeks to fill 9 of the available 60 kindergarten seats (15%) with English Language Learners, in order to match or exceed the school district's ELL population (currently about 9%).

Additional efforts to attract and retain students with disabilities and English Language Learners are further outlined in our recruitment tactics below.

Family Information Sessions and School Tours

Explore Exceed Charter School hosted multiple information sessions at different days of the week and times to provide convenient options for interested families to attend. At these information sessions, families had the opportunity to learn more about the school's vision, structure and academic program, as well as its enrollment policies. A portion of this presentation was dedicated to describing what services Explore Exceed provides to students with disabilities, and staff were available after the presentation to answer specific questions about services for students with disabilities. The presentation also covered the English Language Learner set-aside lottery preference and how Explore Exceed welcomes all ELL students to apply. Applications were available in English, Spanish, Haitian Creole and Bengali. Additionally, the school hosted weekly tours for interested families for the duration of the student recruitment period (primarily January – April). A Spanish-speaking staff member was available both at the information sessions and tours to translate for Spanish-speaking families.

Direct Mailing Campaign

In partnership with Vanguard Direct, Explore Exceed Charter School engaged in a direct mailing campaign to encourage Kindergarten enrollment by informing families in the immediate community about Explore Exceed as a choice for their student and providing them with information about the school and an application. The mailing went to applicable families in zip codes surrounding the school and included information in English and Spanish. Included in the mailing was a flier outlining the school's robust services provided for students with disabilities, as well as an application that included kindergarten lottery information and set-aside preference for English Language Learners.

Community Organizations, Daycare and Pre-Kindergarten Program Outreach

This year Explore Exceed Charter School had a presence at a charter school fair in Brooklyn to inform perspective families of our kindergarten lottery and waitlist process. This outreach particularly targeted programs that served a high number of non-English speaking families who may have otherwise not learned about the option to apply to Explore Exceed Charter School.

Parent Referral Campaign and Parent Teacher Organization

In an effort to expand its recruitment reach, Explore Exceed leveraged its Parent Teacher Organization (PTO) and current families to spread the word to other families about the school

enrollment process. In particular, the school's leadership reached out to PTO leaders, as well as families of English Language Learner students and asked for help engaging other English Language Learner families in the enrollment process. All families at the school were encouraged to bring applications to their community organizations, families and friends. Through this process, the school hopes to attract more families in the profile of the families it serves, who may have otherwise not heard about the school – English Language Learners, students with disabilities, and students who qualify for free and reduced lunch.

Website, Social Media and Language Accessibility

Explore Exceed Charter School leveraged its website page to spread the word about its recruitment efforts. The website offered information about family information sessions, the enrollment process, services provided to students with disabilities, and its set-aside lottery preference for English Language Learners. Applications were available online in English, Spanish, Haitian Creole and Bengali, and informational fliers and mailings were available in English and Spanish.

Families had the option of requesting an application be mailed or faxed to them or applying online. The online access was two-fold. First, families were able to apply to our school through the New York City Charter Center's Common Application. Second, families were able to apply to our schools directly through our partnership with SchoolMint. These efforts increased the accessibility of our applications and our school to families throughout New York City.

Retaining Students with Disabilities and English Language Learners

Explore Exceed Charter School provides robust support services for students who have a disability or require additional academic support. The school offers a 12-1-1 classroom environment, and employs a social worker, intervention teacher, and support services coordinator that provide services and support for students who need it, as well as maintain communication with families to apprise them of student progress and how families can work with students at home. The 2015-2016 school year also marked the beginning of an improved 12-1-1 transfer process between schools to better place students with that mandate in available classrooms throughout the network. Additionally, the support services coordinator acts as a resource to families navigating the IEP or 504 process, answering questions and helping families better understand resources available to them.

In addition, to ensure non-English speaking families feel welcomed and informed, the school ensures at least one Spanish-speaking staff member is available to guide families through paperwork and/or meetings, and requests an interpreter for family meetings upon request.



Entry 12 Teacher and Administrator Attrition

Created: 07/27/2016

Last updated: 08/01/2016

Report changes in teacher and administrator staffing.

Page 1

Instructions for completing the Teacher and Administrator Attrition Tables

The following tables reflect formatting in the online portal required for Regents authorized charter schools. Schools should provide, for teachers and administrators only, the full time equivalent (FTE) of staff on June 30, 2015; the FTE for added staff from July 1, 2015 through June 30, 2016; and the FTE for any departed staff from July 1, 2015 through June 30, 2016 using the two tables provided.

2015-16 Teacher Attrition Table

	FTE Teachers on June 30, 2015	FTE Teachers Departed 7/1/15 - 6/30/16	FTE Teachers Filling Vacant Positions 7/1/15 - 6/30/16	FTE Teachers Added in New Positions 7/1/15-6/30/16	FTE of Teachers on June 30, 2016
	36	6	1	6	40

2015-16 Administrator Position Attrition Table

	FTE Administrative Positions on June 30, 2015	FTE Administrators Departed 7/1/15 - 6/30/16	FTE Administrators Filling Vacant Positions 7/1/15 - 6/30/16	FTE Administrators Added in New Positions 7/1/15-6/30/16	FTE Administrative Positions on June 30, 2016
	15	3	1	7	18

Thank you

2016 - 2017 Explore Schools Calendar

July						
Su	Mo	Tu	We	Th	Fr	Sa
					1	2
3	4	5	6	7	8	9
10	11	12	13	14	15	16
17	18	19	20	21	22	23
24	25	26	27	28	29	30
31						

August						
Su	Mo	Tu	We	Th	Fr	Sa
	1	2	3	4	5	6
7	8	9	10	11	12	13
14	15	16	17	18	19	20
21	22	23	24	25	26	27
28	29	30	31			

September						
Su	Mo	Tu	We	Th	Fr	Sa
				1	2	3
4	5	6	7	8	9	10
11	12	13	14	15	16	17
18	19	20	21	22	23	24
25	26	27	28	29	30	

October						
Su	Mo	Tu	We	Th	Fr	Sa
						1
2	3	4	5	6	7	8
9	10	11	12	13	14	15
16	17	18	19	20	21	22
23	24	25	26	27	28	29
30	31					

November						
Su	Mo	Tu	We	Th	Fr	Sa
		1	2	3	4	5
6	7	8	9	10	11	12
13	14	15	16	17	18	19
20	21	22	23	24	25	26
27	28	29	30			

December						
Su	Mo	Tu	We	Th	Fr	Sa
				1	2	3
4	5	6	7	8	9	10
11	12	13	14	15	16	17
18	19	20	21	22	23	24
25	26	27	28	29	30	31

January						
Su	Mo	Tu	We	Th	Fr	Sa
1	2	3	4	5	6	7
8	9	10	11	12	13	14
15	16	17	18	19	20	21
22	23	24	25	26	27	28
29	30	31				

February						
Su	Mo	Tu	We	Th	Fr	Sa
		1	2	3	4	
5	6	7	8	9	10	11
12	13	14	15	16	17	18
19	20	21	22	23	24	25
26	27	28				

March						
Su	Mo	Tu	We	Th	Fr	Sa
			1	2	3	4
5	6	7	8	9	10	11
12	13	14	15	16	17	18
19	20	21	22	23	24	25
26	27	28	29	30	31	

April						
Su	Mo	Tu	We	Th	Fr	Sa
						1
2	3	4	5	6	7	8
9	10	11	12	13	14	15
16	17	18	19	20	21	22
23	24	25	26	27	28	29
30						

May						
Su	Mo	Tu	We	Th	Fr	Sa
	1	2	3	4	5	6
7	8	9	10	11	12	13
14	15	16	17	18	19	20
21	22	23	24	25	26	27
28	29	30	31			

June						
Su	Mo	Tu	We	Th	Fr	Sa
				1	2	3
4	5	6	7	8	9	10
11	12	13	14	15	16	17
18	19	20	21	22	23	24
25	26	27	28	29	30	

Holidays for Year-Round Staff Members (dates listed on calendar in RED font)

July 4	Independence Day	Nov. 24-25	Thanksgiving	January 2	New Year's Day (observed)	February 20	Presidents' Day
September 5	Labor Day	December 26	Christmas Day (observed)	January 16	Martin Luther King Day	May 29	Memorial Day

Key

	New Teacher Orientation
	Teacher Pre-Service/In-service/Post-Service Days (Students are Off)
	Half Day for Kindergarten Only
	Half Day for Students
	Students and Teachers Off
	Parent Teacher Conferences
	Staff Critical Days
	State Exams
	Network Shutdown Week: All year-round staff on vacation

Term 1: Aug 31- Oct 7 (27 days)
 Term 2: Oct 18 – Dec 16 (41 days)
 Term 3: Jan 4 – Feb 17 (32 days)
 Term 4: Feb 28 – Apr 28 (39 days)
 Term 5: May 1 – June 28 (41 days)

*First day for all new staff: Aug 5

*Pre-Service start date: Aug 8

*Kindergarten half days: Aug 29-30

*First day of school for students: Aug 31