



Entry 1 School Information and Cover Page

Created: 07/27/2018 • Last updated: 08/01/2018

Please be advised that you will need to complete this cover page (including signatures) before all of the other tasks assigned to you by your authorizer are visible on your task page. While completing this task, please ensure that you select the correct authorizer (**as of June 30, 2018**) or you may not be assigned the correct tasks.

a. SCHOOL NAME CANARSIE ASCEND CS (SUNY TRUSTEES)

(Select name from the drop down menu)

b. CHARTER AUTHORIZER (As of June 30th, 2018) SUNY-Authorized Charter School

(For technical reasons, please re-select authorizer name from the drop down menu).

c. DISTRICT / CSD OF LOCATION NYC CSD 18

d1. SCHOOL INFORMATION

	PRIMARY ADDRESS	PHONE NUMBER	FAX NUMBER	EMAIL ADDRESS
	9719 Flatlands Avenue, Brooklyn NY, 11236	347-713-0100		

d2. PHONE CONTACT NUMBER FOR AFTER HOURS EMERGENCIES

Contact Name	Kelly Garnes
Title	COO
Emergency Phone Number (###-###-####)	

e. SCHOOL WEB ADDRESS (URL) www.ascendlearning.org

f. DATE OF INITIAL CHARTER 07/2018

g. DATE FIRST OPENED FOR INSTRUCTION 09/2013

i. TOTAL ENROLLMENT ON JUNE 30, 2018 672

j. GRADES SERVED IN SCHOOL YEAR 2017-18

Check all that apply

Grades Served	K, 1, 2, 3, 4, 5
---------------	------------------

k1. DOES THE SCHOOL CONTRACT WITH A CHARTER OR EDUCATIONAL MANAGEMENT ORGANIZATION? Yes

k2. NAME OF CMO/EMO AND ADDRESS

NAME OF CMO/EMO	Ascend Learning, Inc.
PHYSICAL STREET ADDRESS	
CITY	Brooklyn
STATE	NY
ZIP CODE	11212
EMAIL ADDRESS	

l1. FACILITIES

Does the school maintain or operate multiple sites?



	Yes, 2 sites
--	--------------

12. SCHOOL SITES

Please list the sites where the school will operate for the upcoming school year.

	Physical Address	Phone Number	District/CSD	Grades Served at Site (K-5, 6-9, etc.)	Receives Rental Assistance	Rental Assistance for Which Grades (write N/A if applicable)
Site 1 (same as primary site)	9719 Flatlands Avenue, Brooklyn NY, 11236	347-713-0100	NYC CSD 18	K-4	Yes	2-4
Site 2	744 East 87th Street, Brooklyn NY 11236	347-578-4000	NYC CSD 18	5-6	Yes	5-6
Site 3						

12a. Please provide the contact information for Site 1.

	Name	Work Phone	Alternate Phone	Email Address
School Leader	Anastasia Michals			
Operational Leader	Natalie Joseph			
Compliance Contact	Genevieve de Gaillande			
Complaint Contact	Brandon Sorlie			
DASA Coordinator	Natalie Joseph			

13. Please provide the contact information for Site 2.

	Name	Work Phone	Alternate Phone	Email Address
School Leader	Erica Ware			
Operational Leader	Quran Marshall			
Compliance Contact	Genevieve de Gaillande			
Complaint Contact	Brandon Sorlie			
DASA Coordinator	Quran Mrshall			

m1. Are any sites in co-located space? If yes, please proceed to the next question. No

IF LOCATED IN PRIVATE SPACE IN NYC OR DISTRICTS OUTSIDE NYC

m3. Upload a current Certificate of Occupancy (COO) for each school site that is located in private space in NYC or located outside of NYC. Except for schools in district space (co-location space), school must provide a copy of the annual fire inspection report.

Site 1 Certificate of Occupancy (COO)

<https://nysed-cso-reports.fluidreview.com/resp/17911841/yFPTXS6fVy/>

Site 1 Fire Inspection Report

<https://nysed-cso-reports.fluidreview.com/resp/17911841/nBjtmqxAKU/>

Site 2 Certificate of Occupancy

<https://nysed-cso-reports.fluidreview.com/resp/17911841/v5TvJTPScU/>

Site 2 Fire Inspection Report

<https://nysed-cso-reports.fluidreview.com/resp/17911841/PdADm5zTLD/>

Site 3 Certificate of Occupancy

(No response)

Site 3 Fire Inspection Report

(No response)

n1. Were there any revisions to the school's charter during the 2017-18 school year? (Please include approved or pending material and non-material charter revisions).

No

o. Name and Position of Individual(s) Who Completed this Annual Report.

Genevieve de Gaillande, Director of School Operations

p. Our signatures (Head of School and Board President) below attest that all of the information contained herein is truthful and accurate and that this charter school is in compliance with all aspects of its charter, and with all pertinent Federal, State, and local laws, regulations, and rules. We understand that if any information in any part of this report is found to have been deliberately misrepresented, that will constitute grounds for the revocation of our charter. Check **YES if you agree and then use the mouse on your PC or the stylist on your mobile device to sign your name).**

Yes

Signature, Head of Charter School

A handwritten signature in black ink, appearing to read 'Alfred', written in a cursive style.

Signature, President of the Board of Trustees

A handwritten signature in black ink, appearing to read "J. M. Nelson". The signature is fluid and cursive, with a large initial "J" and a prominent "N".

Date

2018/07/27

Thank you.

DEPARTMENT OF BUILDINGS

CK BOROUGH OF Brooklyn, THE CITY OF NEW YORK

No.

Date

CERTIFICATE OF OCCUPANCY

(Standard form adopted by the Board of Standards and Appeals and issued pursuant to Section 646 of the New York Charter, and Sections C.26-181.0 to C.26-187.0 inclusive Administrative Code 2.1.3.1. to 2.1.3.7. Building Code.)

This certificate supersedes C. O. No. **173636**

To the owner or owners of the building or premises:

THIS CERTIFIES that the new ~~altered~~ ~~existing~~ building premises located at
757 East 86th Street, northwest corner of Flatlands Avenue

Block **8007** Lot **9-12-16-26-28**
29-30-33-35
41

, conforms substantially to the approved plans and specifications, and to the requirements of the building code and all other laws and ordinances, and of the rules and regulations of the Board of Standards and Appeals, applicable to a building of its class and kind at the time the permit was issued; and CERTIFIES FURTHER that, any provisions of Section 646F of the New York Charter have been complied with as certified by a report of the Fire Commissioner to the Borough Superintendent.

N.B. or A.N. No.— **1310-1956**

Construction classification— **Class II**

Occupancy classification— **Parochial Youth Center. Height 1**

stories, **25'6"** feet.

Date of completion— **const. 2-7-61 & 3-15-61**

Located in **business & residence** Use District.

Area **plumb. 1-18-61** Height Zone at time of issuance of permit

This certificate is issued subject to the limitations hereinafter specified and to the following resolutions of the Board of Standards and Appeals:

(Calendar numbers to be inserted here)

PERMISSIBLE USE AND OCCUPANCY

STORY	LIVE LOADS Lbs. per Sq. Ft.	PERSONS ACCOMMODATED			USE
		MALE	FEMALE	TOTAL	
Cellar	on ground	-	-	-	boiler room, storage, toilets
First	on ground	-	-	99	class rooms
	on ground	-	-	180	All purpose room
	on ground	-	-	500	auditorium, kitchen, lobby, toilets, check room
TOTAL:- Parochial Youth Center and School					

**NO CHANGES OF USE OR OCCUPANCY NOT CONSISTENT WITH THIS CERTIFICATE SHALL
BE MADE UNLESS FIRST APPROVED BY THE BOROUGH SUPERINTENDENT**

Unless an approval for the same has been obtained from the Borough Superintendent, no change or rearrangement in the structural parts of the building, or affecting the light and ventilation of any part thereof, or in the exit facilities, shall be made; no enlargement, whether by extending on any side or by increasing in height shall be made; nor shall the building be moved from one location or position to another; nor shall there be any reduction or diminution of the area of the lot or plot on which the building is located.

The building or any part thereof shall not be used for any purpose other than that for which it is certified.

The superimposed, uniformly distributed loads, or concentrated loads producing the same stresses in the construction in any story shall not exceed the live loads specified on reverse side; the number of persons of either sex in any story shall not exceed that specified when sex is indicated, nor shall the aggregate number of persons in any story exceed the specified total; and the use to which any story may be put shall be restricted to that fixed by this certificate except as specifically stated.

This certificate does not in any way relieve the owner or owners or any other person or persons in possession or control of the building, or any part thereof from obtaining such other permits, licenses or approvals as may be prescribed by law for the uses or purposes for which the building is designed or intended; nor from obtaining the special certificates required for the use and operation of elevators; nor from the installation of fire alarm systems where required by law; nor from complying with any lawful order for additional fire extinguishing appliances under the discretionary powers of the fire commissioner; nor from complying with any lawful order issued with the object of maintaining the building in a safe or lawful condition; nor from complying with any authorized direction to remove encroachments into a public highway or other public place, whether attached to or part of the building or not.

If this certificate is marked "Temporary", it is applicable only to those parts of the building indicated on its face, and certifies to the legal use and occupancy of only such parts of the building; it is subject to all the provisions and conditions applying to a final or permanent certificate; it is not applicable to any building under the jurisdiction of the Housing Division unless it is also approved and endorsed by them, and it must be replaced by a full certificate at the date of expiration.

If this certificate is for an existing building, erected prior to March 14, 1916, it has been duly inspected and it has been found to have been occupied or arranged to be occupied prior to March 14, 1916, as noted on the reverse side, and that on information and belief, since that date there has been no alteration or conversion to a use that changed its classification as defined in the Building Code, or that would necessitate compliance with some special requirement or with the State Labor Law or any other law or ordinance; that there are no notices of violations or orders pending in the Department of Buildings at this time; that Section 646F of the New York City Charter has been complied with as certified by a report of the Fire Commissioner to the Borough Superintendent, and that, so long as the building is not altered, except by permission of the Borough Superintendent, the existing use and occupancy may be continued.

"§ 646F. No certificate of occupancy shall be issued for any building, structure, enclosure, place or premises wherein containers for combustibles, chemicals, explosives, inflammables and other dangerous substances, articles, compounds or mixtures are stored, or wherein automatic or other fire alarm systems or fire extinguishing equipment are required by law to be or are installed, until the fire commissioner has tested and inspected and has certified his approval in writing of the installation of such containers, systems or equipment to the Borough Superintendent of the borough in which the installation has been made. Such approval shall be recorded on the certificate of occupancy."

Additional copies of this certificate will be furnished to persons having an interest in the building or premises, upon payment of a fee of fifty cents per copy.

JD Form 51A (Rev. 11/71) (10651-7022/2071)

THE CITY OF NEW YORK

**HOUSING AND DEVELOPMENT ADMINISTRATION
DEPARTMENT OF BUILDINGS
CERTIFICATE OF OCCUPANCY**

BOROUGH

BROOKLYN

DATE SEP 24 1975 NO. 212001

This certificate supersedes C.O. No.

ZONING DISTRICT Business & Residence

THIS CERTIFIES that the ~~new~~ ~~altered~~ ~~existing~~ building premises located at

Official 9719 Flatlands Avenue

Block 8185 Lot 1 & 4

Square Block, Flatlands Avenue

CONFORMS SUBSTANTIALLY TO THE APPROVED PLANS AND SPECIFICATIONS AND TO THE REQUIREMENTS OF ALL APPLICABLE LAWS, RULES AND REGULATIONS FOR THE USES AND OCCUPANCIES SPECIFIED HEREIN

PERMISSIBLE USE AND OCCUPANCY

STORY	LIVE LOAD LBS. PER SQ. FT.	MAXIMUM NO. OF PERSONS PERMITTED	ZONING DWELLING OR ROOMING UNITS	BUILDING CODE HABITABLE ROOMS	ZONING USE GROUP	BUILDING CODE OCCUPANCY GROUP	DESCRIPTION OF USE
Basement	On Ground	950					Auditorium, Social Hall, Kitchen, Boiler Room, Toilets, Meeting Room and Office
First	60& 100	230					Class Rooms, Office, Health & Meeting Room, Toilets
Second	60& 100	480					Class Rooms, Toilet, Storage and Teachers Room.
New Addition Third	60& 100	412					Class Rooms, Lecture Room, Library, Toilets, Storage Room and Teachers Room.
TOTAL:			Addition to School Building Used as a parashul School				
			Fire Department Approval dated December 9, 1974 (Fuel Oil)				
			Fire Department Approval dated September 12, 1975 (Interior Fire Alarm)				

OPEN SPACE USES

PARKING SPACES, LOADING BERTHS, OTHER USES, NONE

NO CHANGES OF USE OR OCCUPANCY SHALL BE MADE UNLESS
A NEW AMENDED CERTIFICATE OF OCCUPANCY IS OBTAINED

THIS CERTIFICATE OF OCCUPANCY IS ISSUED SUBJECT TO FURTHER LIMITATIONS, CONDITIONS AND SPECIFICATIONS NOTED ON THE REVERSE SIDE.

Philip E. Olin
FOR THE SUPERINTENDENT

JEREMIAH T. WALSH
COMMISSIONER

ORIGINAL

No. 407		
DATE 07/21/10	EXPIRATION DATE 06/04/11	CERTIFICATE NO. 64/59
SES 9701 FLATLANDS AVE		BORO BROOKLYN
LOT 8185 / 124		N

THE CITY OF NEW YORK • DEPARTMENT OF BUILDINGS



PLACE OF ASSEMBLY CERTIFICATE OF OPERATION

TO HOLY FAMILY RC CHURCH
S 9701 FLATLANDS AVE
ZIP 11236

Permission is hereby granted to occupy premises as a PLACE OF ASSEMBLY.

NCY	STORY	NO. OF PERSONS
AUDITORIUM BINGO	BAS	882

This certificate is subject to the strict observance of the laws, rules and regulations enacted for the protection of the public, in so far as they are applicable to this place of assembly, and continues in force for the period specified, unless sooner suspended or revoked. Approved seating plans must be available on-site for inspection by the Department of Buildings or Fire Department.

BOROUGH COMMISSIONER

TOM FARELLO, R.A.

**SHALL BE FRAMED AND MOUNTED IN A LOCATION THAT IS CONSPICUOUSLY VISIBLE
A PERSON ENTERING THE ESTABLISHMENT PER NYC ADMINISTRATIVE CODE §28-117.1.1**



Entry 2 NYS School Report Card Link

Last updated: 07/27/2018

1. CHARTER AUTHORIZER (As of June 30th, 2018) SUNY-Authorized Charter School

(For technical reasons, please re-select authorizer name from the drop down menu).

2. NEW YORK STATE REPORT CARD <https://data.nysed.gov/reportcard.php?year=2017&instid=800000072840>

Provide a direct URL or web link to the most recent New York State School Report Card for the charter school (See <https://reportcards.nysed.gov/>).

(Charter schools completing year one will not yet have a School Report Card or link to one. Please type "URL is not available" in the space provided).



Entry 4 Expenditures per Child

Last updated: 08/01/2018

CANARSIE ASCEND CS (SUNY TRUSTEES)Section Heading

Financial Information

This information is required of ALL charter schools. Provide the following measures of fiscal performance of the charter school in Appendix B (Total Expenditures and Administrative Expenditures Per Child):

1. Total Expenditures Per Child

To calculate **'Total Expenditures per Child'** take total expenditures (from the unaudited 2017-18 Schedule of Functional Expenses) and divide by the year end FTE student enrollment. (Integers Only. No dollar signs or commas).

Note: The information on the Schedule of Functional Expenses on pages 41-43 of the Audit Guide can help schools locate the amounts to use in the two per pupil calculations: <http://www.p12.nysed.gov/psc/AuditGuide.html>

Line 1: Total Expenditures	12991216
Line 2: Year End FTE student enrollment	678
Line 3: Divide Line 1 by Line 2	19161

2. Administrative Expenditures per Child

To calculate **'Administrative Expenditures per Child'** To calculate "Administrative Expenditures per Child" first *add* together the following:

1. Take the relevant portion from the 'personnel services cost' row and the 'management and general' column (from the unaudited 2017-18 Schedule of Functional Expenses)
2. Any contracted administrative/management fee paid to other organizations or corporations
3. Take the total from above and divide it by the year-end FTE enrollment. The relevant portion that must be included in this calculation is defined as follows:

Administrative Expenditures: Administration and management of the charter school includes the activities and personnel of the offices of the chief school officer, the finance or business offices, school operations personnel, data management and reporting, human resources, technology, etc. It also includes those administrative and management services provided by other organizations or corporations on behalf of the charter school for which the charter school pays a fee or other compensation. Do not include the FTE of personnel whose role is to directly support the instructional program.

Notes:
The information on the Schedule of Functional Expenses on pages 41-43 of the Audit Guide can help schools locate the amounts to use in the two per pupil calculations:
<http://www.p12.nysed.gov/psc/AuditGuide.html>.
Employee benefit costs or expenditures should not be reported in the above calculations.

Line 1: Relevant Personnel Services Cost (Row)	538563
Line 2: Management and General Cost (Column)	2523442
Line 3: Sum of Line 1 and Line 2	3062005
Line 5: Divide Line 3 by the Year End FTE student enrollment	4516

Thank you.



Charter Schools Institute
The State University of New York

GENERAL INSTRUCTIONS FOR ANNUAL BUDGET/QUARTERLY REPORT

TEMPLATE TABS

1- GRAY tab contains the Instructions




Instructions	Provides description of tabs and input requirements.
Funding by District	Charter School Tuition Rates

2- BLUE tabs require input of information

1.) Name of School	>Select school name from list. >Enter contact information.
2.) Enrollment	Enter enrollment information for Annual Budget (& Revisions) and Quarterly Actuals. Includes: >Enrollment by Grade >Enrollment by District
3.) Staffing Plan	Enter staffing plan information for Annual Budget (& Revisions) and Quarterly Actuals. Includes: >Full Time Equivalent (FTE), by Position Category, By Quarter
4.) Yearly Budget	Enter Yearly Budget information. Includes: >"Pior Year" column may be completed based upon preliminary data, and adjusted with Annual Audited data when the Quarter 2 Actuals are being submitted. (Note: Quarterly Revenue allocation may be set) >Budgeted Enrollment data and Per Pupil Revenue for the current year are populated based upon input on tab "2.) Enrollment." >Budgeted FTE for current year is populated based upon input on tab "3.) Staffing Plan." >All other sources of revenue >All expenses >Budget Revisions, as necessary and <i>approved</i> by the school's Board of Directors, should be submitted when submitting Quarterly Actuals
5.) Balance Sheet	Enter Balance Sheet information for EdCorps. Separate schools merged into a primary EdCorp should NOT use this tab. >"Pior Year" column may be completed based upon preliminary data, and adjusted with Annual Audited data when the Quarter 2 Actuals are being submitted.

6.) Quarterly Report	Enter Actual Quarterly Report information . Includes: >Actual Enrollment data and Per Pupil Revenue for the current year are populated based upon input on tab "2.) Enrollment." >Actual FTE for current year is populated based upon input on tab "3.) Staffing Plan." >All other sources of revenue >All expenses
7.) Annual Report Requirement	Complete when submitting Actual Quarter 4.

CELL COLORS & GUIDANCE COMMENTS

-  = Enter information into the light BLUE shaded cells.
-  = Cells labeled in ORANGE contain guidance regarding the input of information.
-  = Cells containing RED triangles in the upper right corner contain "guidance comments" on that particular line item. Please "mouse-over" the triangle to reveal each comment.

Ver. 20180531

Charter Funding Alphabetical By NYS School District
*** (Sum of Charter School Basic Tuition and Supplemental Basic Tuition)**



ANNUAL BUDGET & QUARTERLY REPORT TEMPLATE

Canarsie Ascend Charter School

SCHOOL

Name:	Canarsie Ascend Charter School
-------	--------------------------------

CONTACT INFORMATION

Contact Name:	Andrew Epstein
Contact Title:	Chief Financial Officer
Contact Email:	
Contact Phone:	

REPORT PERIOD

Current Academic Year:	2018-19
Prior Academic Year:	2017-18

CANARSIE ASCEND CHARTER SCHOOL
2018-19

ENROLLMENT BY GRADES

GRADES	K	1	2	3	4	5	6	7
INITIAL BUDGETED ENROLLMENT	115	115	115	114	114	108	108	
TOTAL ENROLLMENT = 789								

ENROLLMENT BY DISTRICT

		PRIOR YEAR	ANNUAL BUDGET						
		ACTUAL	TOTAL DISTRICTS/ENROLLMENT BY QUARTER						
			QUARTER 1		QUARTER 2		QUARTER 3		QUAR
			Original	Revised	Original	Revised	Original	Revised	Original
NUMBER OF SCHOOL DISTRICTS ENROLLED:		1	1	0	1	0	1	0	1
NUMBER OF STUDENTS ENROLLED:		678	789	0	789	0	789	0	789
			*NOTE: If there are NO budget revisions at the time of quarterly submittal leave the 'REVISED' COMPLETELY BLANK. If budget revisions ARE made, the entire "REVISED" budget columns affected quarter(s) must be completed on tabs 2, 3 and 4.						
		PRIOR YEAR	ANNUAL BUDGET						
		2017-18	QUARTER 1		QUARTER 2		QUARTER 3		QUAR
			Original Budgeted Enrollment	Revised Budgeted Enrollment	Original Budgeted Enrollment	Revised Budgeted Enrollment	Original Budgeted Enrollment	Revised Budgeted Enrollment	Original Budgeted Enrollment
PRIMARY/OTHER	DISTRICT NAME(S)	Actual Enrollment	789		789		789		789
PRIMARY District	NYC CHANCELLOR'S OFFICE	678							
SECONDARY District	(Select from drop-down list) →								

[illegible]

8	9	10	11	12

[illegible]

PLAN - FULL TIME EQUIVALENT

STAFFING PLAN - FULL TIME EQUIVALENT ("FTE")

***NOTE:** Enter the number of FTE positions in the "blue" cells.

***NOTE:** Enter the number of FTE positions in the "blue" cells.

***NOTE:** If there are NO budget revisions at the time of quarterly submittal leave the 'REVISED' Column(s) COMPLETELY BLANK.

***NOTE:**

ADMINISTRATIVE PERSONNEL FTE	ADMINISTRATIVE PERSONNEL FTE
Executive Management	Executive Management
Instructional Management	Instructional Management
Deans, Directors & Coordinators	Deans, Directors & Coordinators
CFO / Director of Finance	CFO / Director of Finance
Operation / Business Manager	Operation / Business Manager
Administrative Staff	Administrative Staff
TOTAL ADMINISTRATIVE STAFF	TOTAL ADMINISTRATIVE STAFF

PRIOR YEAR
2017-18
ACTUAL
2.0
8.0
2.0
3.0
15.0

ANNUAL BUDGETED FTE							
Q1		Q2		Q3		Q4	
Original	Revised	Original	Revised	Original	Revised	Original	Revised
2.0		2.0		2.0		2.0	
9.0		9.0		9.0		9.0	
2.0		2.0		2.0		2.0	
4.0		4.0		4.0		4.0	
17.0	0.0	17.0	0.0	17.0	0.0	17.0	0.0

INSTRUCTIONAL PERSONNEL FTE	INSTRUCTIONAL PERSONNEL FTE
Teachers - Regular	Teachers - Regular
Teachers - SPED	Teachers - SPED
Substitute Teachers	Substitute Teachers
Teaching Assistants	Teaching Assistants
Specialty Teachers	Specialty Teachers
Aides	Aides
Therapists & Counselors	Therapists & Counselors
Other	Other
TOTAL INSTRUCTIONAL	TOTAL INSTRUCTIONAL

PRIOR YEAR
2017-18
ACTUAL
38.0
4.0
7.0
1.0
5.0
55.0

ANNUAL BUDGETED FTE							
Q1		Q2		Q3		Q4	
Original	Revised	Original	Revised	Original	Revised	Original	Revised
40.0		40.0		40.0		40.0	
11.0		11.0		11.0		11.0	
11.0		11.0		11.0		11.0	
3.0		3.0		3.0		3.0	
6.0		6.0		6.0		6.0	
71.0	0.0	71.0	0.0	71.0	0.0	71.0	0.0

NON-INSTRUCTIONAL PERSONNEL FTE	NON-INSTRUCTIONAL PERSONNEL FTE
Nurse	Nurse
Librarian	Librarian
Custodian	Custodian
Security	Security
Other	Other
TOTAL NON-INSTRUCTIONAL	TOTAL NON-INSTRUCTIONAL

PRIOR YEAR
2017-18
ACTUAL
3.0
3.0

ANNUAL BUDGETED FTE							
Q1		Q2		Q3		Q4	
Original	Revised	Original	Revised	Original	Revised	Original	Revised
3.0		3.0		3.0		3.0	
3.0	0.0	3.0	0.0	3.0	0.0	3.0	0.0

TOTAL PERSONNEL SERVICE FTE	TOTAL PERSONNEL SERVICE FTE
-----------------------------	-----------------------------

73.0

91.0	0.0	91.0	0.0	91.0	0.0	91.0	0.0
------	-----	------	-----	------	-----	------	-----

ANARSIE ASCEND CHARTER SC
2018-19

PLAN - FULL TIME EQUIVALENT

****NOTE:** Enter the number of FTE positions in the "blue" cells.*

Should be input.

****NOTE:** State the assumptions that are being made for personnel FTE levels.*

ADMINISTRATIVE PERSONNEL FTE		Description of Assumptions
	Q4	
	Actual	
Executive Management		
Instructional Management		
Deans, Directors & Coordinators		
CFO / Director of Finance		
Operation / Business Manager		
Administrative Staff		
TOTAL ADMINISTRATIVE STAFF	0.0	
INSTRUCTIONAL PERSONNEL FTE		Description of Assumptions
	Q4	
	Actual	
Teachers - Regular		
Teachers - SPED		
Substitute Teachers		
Teaching Assistants		
Specialty Teachers		
Aides		
Therapists & Counselors		
Other		
TOTAL INSTRUCTIONAL	0.0	
NON-INSTRUCTIONAL PERSONNEL FTE		Description of Assumptions
	Q4	
	Actual	
Nurse		
Librarian		
Custodian		
Security		
Other		Food Servers
TOTAL NON-INSTRUCTIONAL	0.0	
TOTAL PERSONNEL SERVICE FTE	0.0	

			CANARSIE ASCEND CHARTER SCHOOL Budget / Operating Plan 2018-19							
Total Revenue			13,433,721	3,942,098	-	-	4,074,928	-	-	4,074,928
Total Expenses			13,087,459	3,917,633	-	-	3,991,497	-	-	3,991,497
Net Income			346,262	24,465	-	-	83,431	-	-	83,431
Actual Student Enrollment			678	789	-	-	789	-	-	789
			Prior Year Actual 2017-18 Revenue Per Pupil	1st Quarter - 7/1 - 9/30			2nd Quarter - 10/1 - 12/31			3rd Quarter - 1/1 - 3/31
				Original Budget	Revised Budget	Variance	Original Budget	Revised Budget	Variance	Original Budget
REVENUE			Allocate Per Pupil Revenue by Quarter	*NOTE: If there are NO budget revisions at the time of quarterly submittal leave If budget revisions ARE made, the entire "REVISED" budget columns for the affected quarter will be revised.						
REVENUES FROM STATE SOURCES			2018-19							
Per Pupil Revenue		Per Pupil Rate	PPR %/Qtr->	25.0%	25.0%		25.0%	25.0%		25.0%
NYC CHANCELLOR'S OFFICE		15,307	9,851,165	3,019,306	-	-	3,019,306	-	-	3,019,306
-		-	-	-	-	-	-	-	-	-
-		-	-	-	-	-	-	-	-	-
-		-	-	-	-	-	-	-	-	-
-		-	-	-	-	-	-	-	-	-
-		-	-	-	-	-	-	-	-	-
-		-	-	-	-	-	-	-	-	-
-		-	-	-	-	-	-	-	-	-
-		-	-	-	-	-	-	-	-	-
-		-	-	-	-	-	-	-	-	-
-		-	-	-	-	-	-	-	-	-
-		-	-	-	-	-	-	-	-	-
-		-	-	-	-	-	-	-	-	-
-		-	-	-	-	-	-	-	-	-
-		-	-	-	-	-	-	-	-	-
-		-	-	-	-	-	-	-	-	-
ALL OTHER School Districts: (Weighted Avg)		-	-	-	-	-	-	-	-	-
TOTAL Per Pupil Revenue (Weighted Average Per Pupil Funding)		15,307	9,851,165	3,019,306	-	-	3,019,306	-	-	3,019,306
Special Education Revenue			1,067,626	257,594		-	257,594		-	257,594
Grants										
Stimulus						-			-	
DYCD (Department of Youth and Community Development)						-			-	
Other						-			-	
NYC DoE Rental Assistance			1,456,749	491,740			491,740			491,740
Other			203,438			-			-	
TOTAL REVENUE FROM STATE SOURCES			12,578,978	3,768,640		-	3,768,640		-	3,768,640
REVENUE FROM FEDERAL FUNDING										
IDEA Special Needs			51,629	20,085		-	20,085		-	20,085
Title I			158,990	25,100		-	75,300		-	75,300
Title Funding - Other			108,014	11,400		-	34,200		-	34,200
School Food Service (Free Lunch)			281,994	28,807		-	86,421		-	86,421
Grants										

	CANARSIE ASCEND CHARTER SCHOOL Budget / Operating Plan 2018-19							
Total Revenue	13,433,721	3,942,098	-	-	4,074,928	-	-	4,074,928
Total Expenses	13,087,459	3,917,633	-	-	3,991,497	-	-	3,991,497
Net Income	346,262	24,465	-	-	83,431	-	-	83,431
Actual Student Enrollment	678	789	-	-	789	-	-	789
	Prior Year Actual 2017-18 Revenue Per Pupil	1st Quarter - 7/1 - 9/30			2nd Quarter - 10/1 - 12/31			3rd Quarter - 1/1 - 3/31
		Original Budget	Revised Budget	Variance	Original Budget	Revised Budget	Variance	Original Budget
Charter School Program (CSP) Planning & Implementation	100,000	50,000		-	50,000		-	50,000
Other				-			-	
Other				-			-	
TOTAL REVENUE FROM FEDERAL SOURCES	700,627	135,392	-	-	266,006	-	-	266,006
LOCAL and OTHER REVENUE								
Contributions and Donations				-			-	
Fundraising				-			-	
Erate Reimbursement	67,864	21,155		-	21,155		-	21,155
Earnings on Investments				-			-	
Interest Income	163	125		-	125		-	125
Food Service (Income from meals)	11,991	1,108		-	3,324		-	3,324
Text Book	45,561	15,678		-	15,678		-	15,678
OTHER	28,537			-			-	
TOTAL REVENUE FROM LOCAL and OTHER SOURCES	154,116	38,066	-	-	40,282	-	-	40,282
TOTAL REVENUE	13,433,721	3,942,098	-	-	4,074,928	-	-	4,074,928

			CANARSIE ASCEND CHARTER SCHOOL Budget / Operating Plan 2018-19							
Total Revenue			13,433,721	3,942,098	-	-	4,074,928	-	-	4,074,928
Total Expenses			13,087,459	3,917,633	-	-	3,991,497	-	-	3,991,497
Net Income			346,262	24,465	-	-	83,431	-	-	83,431
Actual Student Enrollment			678	789	-	-	789	-	-	789
			Prior Year Actual 2017-18 Revenue Per Pupil	1st Quarter - 7/1 - 9/30			2nd Quarter - 10/1 - 12/31			3rd Quarter - 1/1 - 3/31
				Original Budget	Revised Budget	Variance	Original Budget	Revised Budget	Variance	Original Budget
EXPENSES										
ADMINISTRATIVE STAFF PERSONNEL COSTS										
	Avg. No. of Positions									
Executive Management	-					-			-	
Instructional Management	2.00		250,000	85,662		-	85,662		-	85,662
Deans, Directors & Coordinators	9.00		689,584	184,037		-	184,037		-	184,037
CFO / Director of Finance	-					-			-	
Operation / Business Manager	2.00		125,000	53,310		-	53,310		-	53,310
Administrative Staff	4.00		349,342	115,330		-	115,330		-	115,330
TOTAL ADMINISTRATIVE STAFF	17.00		1,413,926	438,339	-	-	438,339	-	-	438,339
INSTRUCTIONAL PERSONNEL COSTS										
Teachers - Regular	40.00		2,640,765	717,362		-	717,362		-	717,362
Teachers - SPED	11.00		351,766	202,405		-	202,405		-	202,405
Substitute Teachers	-					-			-	
Teaching Assistants	-					-			-	
Specialty Teachers	11.00		453,747	182,460		-	182,460		-	182,460
Aides	3.00		28,789	44,213		-	44,213		-	44,213
Therapists & Counselors	6.00		292,331	108,128		-	108,128		-	108,128
Other	-		146,006	54,103		-	54,103		-	54,103
TOTAL INSTRUCTIONAL	71.00		3,913,404	1,308,671	-	-	1,308,671	-	-	1,308,671
NON-INSTRUCTIONAL PERSONNEL COSTS										
Nurse	-					-			-	
Librarian	-					-			-	
Custodian	-					-			-	
Security	-					-			-	
Other	3.00		56,625	29,874		-	29,874		-	29,874
TOTAL NON-INSTRUCTIONAL	3.00		56,625	29,874	-	-	29,874	-	-	29,874
SUBTOTAL PERSONNEL SERVICE COSTS			91.00	5,383,955	1,776,884	-	-	1,776,884	-	-
PAYROLL TAXES AND BENEFITS										
Payroll Taxes			443,387	139,211		-	139,211		-	139,211

		CANARSIE ASCEND CHARTER SCHOOL Budget / Operating Plan 2018-19							
Total Revenue		13,433,721	3,942,098	-	-	4,074,928	-	-	4,074,928
Total Expenses		13,087,459	3,917,633	-	-	3,991,497	-	-	3,991,497
Net Income		346,262	24,465	-	-	83,431	-	-	83,431
Actual Student Enrollment		678	789	-	-	789	-	-	789
		Prior Year Actual 2017-18 Revenue Per Pupil	1st Quarter - 7/1 - 9/30			2nd Quarter - 10/1 - 12/31			3rd Quarter - 1/1 - 3/31
			Original Budget	Revised Budget	Variance	Original Budget	Revised Budget	Variance	Original Budget
Fringe / Employee Benefits		623,505	191,447		-	191,447		-	191,447
Retirement / Pension					-			-	
TOTAL PAYROLL TAXES AND BENEFITS		1,066,892	330,658	-	-	330,658	-	-	330,658
TOTAL PERSONNEL SERVICE COSTS	91.00	6,450,847	2,107,542	-	-	2,107,542	-	-	2,107,542
CONTRACTED SERVICES									
Accounting / Audit		14,439	3,610		-	3,610		-	3,610
Legal		20,014	2,500		-	2,500		-	2,500
Management Company Fee		1,739,804	539,921		-	539,921		-	539,921
Nurse Services					-			-	
Food Service / School Lunch		403,349	36,932		-	110,796		-	110,796
Payroll Services		29,633	6,173		-	6,173		-	6,173
Special Ed Services		21,624	12,500		-	12,500		-	12,500
Titlement Services (i.e. Title I)					-			-	
Other Purchased / Professional / Consulting		438,236	117,750		-	117,750		-	117,750
TOTAL CONTRACTED SERVICES		2,667,099	719,386	-	-	793,250	-	-	793,250

	CANARSIE ASCEND CHARTER SCHOOL Budget / Operating Plan 2018-19							
Total Revenue	13,433,721	3,942,098	-	-	4,074,928	-	-	4,074,928
Total Expenses	13,087,459	3,917,633	-	-	3,991,497	-	-	3,991,497
Net Income	346,262	24,465	-	-	83,431	-	-	83,431
Actual Student Enrollment	678	789	-	-	789	-	-	789
	Prior Year Actual 2017-18 Revenue Per Pupil	1st Quarter - 7/1 - 9/30			2nd Quarter - 10/1 - 12/31			3rd Quarter - 1/1 - 3/31
		Original Budget	Revised Budget	Variance	Original Budget	Revised Budget	Variance	Original Budget
SCHOOL OPERATIONS								
Board Expenses				-			-	
Classroom / Teaching Supplies & Materials	78,651	24,500		-	24,500		-	24,500
Special Ed Supplies & Materials	1,081	3,125		-	3,125		-	3,125
Textbooks / Workbooks	157,892	37,223		-	37,223		-	37,223
Supplies & Materials other	9,929	3,500		-	3,500		-	3,500
Equipment / Furniture	75,378	20,625		-	20,625		-	20,625
Telephone	96,200	26,250		-	26,250		-	26,250
Technology	56,849	11,255		-	11,255		-	11,255
Student Testing & Assessment	24,508	6,250		-	6,250		-	6,250
Field Trips	15,449	3,500		-	3,500		-	3,500
Transportation (student)	109	250		-	250		-	250
Student Services - other	27,685	7,563		-	7,563		-	7,563
Office Expense	128,404	33,750		-	33,750		-	33,750
Staff Development	174,145	36,500		-	36,500		-	36,500
Staff Recruitment	28,021	13,375		-	13,375		-	13,375
Student Recruitment / Marketing	9,500	1,625		-	1,625		-	1,625
School Meals / Lunch				-			-	
Travel (Staff)	6,784	1,375		-	1,375		-	1,375
Fundraising				-			-	
Other	499,901	32,000		-	32,000		-	32,000
TOTAL SCHOOL OPERATIONS	1,390,486	262,666	-	-	262,666	-	-	262,666
FACILITY OPERATION & MAINTENANCE								
Insurance	53,092	32,749		-	32,749		-	32,749
Janitorial	27,381	6,000		-	6,000		-	6,000
Building and Land Rent / Lease / Facility Finance Interest	1,792,232	595,603		-	595,603		-	595,603
Repairs & Maintenance	106,669	37,500		-	37,500		-	37,500
Equipment / Furniture	280,580	32,749		-	32,749		-	32,749
Security				-			-	
Utilities	132,323	39,250		-	39,250		-	39,250
TOTAL FACILITY OPERATION & MAINTENANCE	2,392,277	743,851	-	-	743,851	-	-	743,851

	CANARSIE ASCEND CHARTER SCHOOL Budget / Operating Plan 2018-19							
Total Revenue	13,433,721	3,942,098	-	-	4,074,928	-	-	4,074,928
Total Expenses	13,087,459	3,917,633	-	-	3,991,497	-	-	3,991,497
Net Income	346,262	24,465	-	-	83,431	-	-	83,431
Actual Student Enrollment	678	789	-	-	789	-	-	789
	Prior Year Actual 2017-18 Revenue Per Pupil	1st Quarter - 7/1 - 9/30			2nd Quarter - 10/1 - 12/31			3rd Quarter - 1/1 - 3/31
		Original Budget	Revised Budget	Variance	Original Budget	Revised Budget	Variance	Original Budget
DEPRECIATION & AMORTIZATION RESERVES / CONTINGENCY	60,000	73,750		-	73,750		-	73,750
				-			-	
DEFERRED RENT	126,750	10,438			10,438			10,438
TOTAL EXPENSES	<u>13,087,459</u>	<u>3,917,633</u>	-	-	<u>3,991,497</u>	-	-	<u>3,991,497</u>
NET INCOME	<u>346,262</u>	<u>24,465</u>	-	-	<u>83,431</u>	-	-	<u>83,431</u>

	CANARSIE ASCEND CHARTER SCHOOL Budget / Operating Plan 2018-19							
Total Revenue	13,433,721	3,942,098	-	-	4,074,928	-	-	4,074,928
Total Expenses	13,087,459	3,917,633	-	-	3,991,497	-	-	3,991,497
Net Income	346,262	24,465	-	-	83,431	-	-	83,431
Actual Student Enrollment	678	789	-	-	789	-	-	789
	Prior Year Actual 2017-18 Revenue Per Pupil	1st Quarter - 7/1 - 9/30			2nd Quarter - 10/1 - 12/31			3rd Quarter - 1/1 - 3/31
		Original Budget	Revised Budget	Variance	Original Budget	Revised Budget	Variance	Original Budget
ENROLLMENT - *School Districts Are Linked To Above Entries* Number of Districts: NYC CHANCELLOR'S OFFICE - ALL OTHER School Districts: (Weighted Avg)	1	1	-	-	1	-	-	1
	678	789	-	-	789	-	-	789
	-	-	-	-	-	-	-	-
	-	-	-	-	-	-	-	-
	-	-	-	-	-	-	-	-
	-	-	-	-	-	-	-	-
	-	-	-	-	-	-	-	-
	-	-	-	-	-	-	-	-
	-	-	-	-	-	-	-	-
	-	-	-	-	-	-	-	-
	-	-	-	-	-	-	-	-
	-	-	-	-	-	-	-	-
	-	-	-	-	-	-	-	-
	-	-	-	-	-	-	-	-
	-	-	-	-	-	-	-	-
	-	-	-	-	-	-	-	-
	-	-	-	-	-	-	-	-
	-	-	-	-	-	-	-	-
	-	-	-	-	-	-	-	-
	-	-	-	-	-	-	-	-
	-	-	-	-	-	-	-	-
	-	-	-	-	-	-	-	-
TOTAL ENROLLMENT	678	789	-	-	789	-	-	789
REVENUE PER PUPIL	19,814	4,996	-	-	5,165	-	-	5,165
EXPENSES PER PUPIL	19,303	4,965	-	-	5,059	-	-	5,059

Total Revenue		-	-	4,074,925	-	-
Total Expenses		-	-	3,995,997	-	-
Net Income		-	-	78,928	-	-
Actual Student Enrollment		-	-	789	-	-
		Quarter - 1/1 - 3/31		4th Quarter - 4/1 - 6/30		
		Revised Budget	Variance	Original Budget	Revised Budget	Variance
REVENUE		Use the 'REVISED' Column(s) COMPLETELY BLANK. Selected quarter(s) must be completed on tabs 2, 3 and 4.				
REVENUES FROM STATE SOURCES						
		2018-19				
Per Pupil Revenue		Per Pupil Rate		25.0%	25.0%	25.0%
NYC CHANCELLOR'S OFFICE		15,307		-	-	-
-		-		-	-	-
-		-		-	-	-
-		-		-	-	-
-		-		-	-	-
-		-		-	-	-
-		-		-	-	-
-		-		-	-	-
-		-		-	-	-
-		-		-	-	-
-		-		-	-	-
-		-		-	-	-
-		-		-	-	-
-		-		-	-	-
-		-		-	-	-
-		-		-	-	-
-		-		-	-	-
ALL OTHER School Districts: (Weighted Avg)		-		-	-	-
TOTAL Per Pupil Revenue (Weighted Average		15,307		-	-	-
Per Pupil Funding)				3,019,306	-	-
Special Education Revenue				-	-	-
Grants				257,594		-
Stimulus						-
DYCD (Department of Youth and Community Development)						-
Other						-
NYC DoE Rental Assistance				491,740		
Other						-
TOTAL REVENUE FROM STATE SOURCES				3,768,640	-	-
REVENUE FROM FEDERAL FUNDING						
IDEA Special Needs				20,085		-
Title I				75,300		-
Title Funding - Other				34,200		-
School Food Service (Free Lunch)				86,421		-
Grants						

Total Revenue	-	-	4,074,925	-	-
Total Expenses	-	-	3,995,997	-	-
Net Income	-	-	78,928	-	-
Actual Student Enrollment	-	-	789	-	-
	Quarter - 1/1 - 3/31		4th Quarter - 4/1 - 6/30		
	Revised Budget	Variance	Original Budget	Revised Budget	Variance
Charter School Program (CSP) Planning & Implementation		-	50,000		-
Other		-			-
Other		-			-
TOTAL REVENUE FROM FEDERAL SOURCES	-	-	266,006	-	-
LOCAL and OTHER REVENUE					
Contributions and Donations		-			-
Fundraising		-			-
Erate Reimbursement		-	21,155		-
Earnings on Investments		-			-
Interest Income		-	125		-
Food Service (Income from meals)		-	3,324		-
Text Book		-	15,675		-
OTHER		-			-
TOTAL REVENUE FROM LOCAL and OTHER SOURCES	-	-	40,279	-	-
TOTAL REVENUE	-	-	4,074,925	-	-

Total Revenue			-	-	4,074,925
Total Expenses			-	-	3,995,997
Net Income			-	-	78,928
Actual Student Enrollment			-	-	789
			Quarter - 1/1 - 3/31		4th Quarter - 4/1 - 6/30
			Revised Budget	Variance	Original Budget Revised Budget Variance
EXPENSES					
ADMINISTRATIVE STAFF PERSONNEL COSTS					
	Avg. No. of Positions				
Executive Management	-			-	-
Instructional Management	2.00			85,662	-
Deans, Directors & Coordinators	9.00			184,037	-
CFO / Director of Finance	-				-
Operation / Business Manager	2.00			53,310	-
Administrative Staff	4.00			115,330	-
TOTAL ADMINISTRATIVE STAFF	17.00		-	-	438,339
INSTRUCTIONAL PERSONNEL COSTS					
Teachers - Regular	40.00			717,362	-
Teachers - SPED	11.00			202,405	-
Substitute Teachers	-				-
Teaching Assistants	-				-
Specialty Teachers	11.00			182,460	-
Aides	3.00			44,213	-
Therapists & Counselors	6.00			108,128	-
Other	-			54,103	-
TOTAL INSTRUCTIONAL	71.00		-	-	1,308,671
NON-INSTRUCTIONAL PERSONNEL COSTS					
Nurse	-				-
Librarian	-				-
Custodian	-				-
Security	-				-
Other	3.00			29,874	-
TOTAL NON-INSTRUCTIONAL	3.00		-	-	29,874
SUBTOTAL PERSONNEL SERVICE COSTS			-	-	1,776,884
PAYROLL TAXES AND BENEFITS					
Payroll Taxes				-	139,211

Total Revenue		-	-	4,074,925	-	-
Total Expenses		-	-	3,995,997	-	-
Net Income		-	-	78,928	-	-
Actual Student Enrollment		-	-	789	-	-
		Quarter - 1/1 - 3/31			4th Quarter - 4/1 - 6/30	
		Revised Budget	Variance	Original Budget	Revised Budget	Variance
Fringe / Employee Benefits			-	191,447		-
Retirement / Pension			-			-
TOTAL PAYROLL TAXES AND BENEFITS		-	-	330,658	-	-
TOTAL PERSONNEL SERVICE COSTS		-	-	2,107,542	-	-
CONTRACTED SERVICES						
Accounting / Audit			-	3,610		-
Legal			-	2,500		-
Management Company Fee			-	539,921		-
Nurse Services			-			-
Food Service / School Lunch			-	110,796		-
Payroll Services			-	6,173		-
Special Ed Services			-	12,500		-
Titlement Services (i.e. Title I)			-			-
Other Purchased / Professional / Consulting			-	117,750		-
TOTAL CONTRACTED SERVICES		-	-	793,250	-	-

Total Revenue	-	-	4,074,925	-	-
Total Expenses	-	-	3,995,997	-	-
Net Income	-	-	78,928	-	-
Actual Student Enrollment	-	-	789	-	-
	Quarter - 1/1 - 3/31		4th Quarter - 4/1 - 6/30		
	Revised Budget	Variance	Original Budget	Revised Budget	Variance
SCHOOL OPERATIONS					
Board Expenses		-			-
Classroom / Teaching Supplies & Materials		-	24,500		-
Special Ed Supplies & Materials		-	3,125		-
Textbooks / Workbooks		-	37,223		-
Supplies & Materials other		-	3,500		-
Equipment / Furniture		-	20,625		-
Telephone		-	26,250		-
Technology		-	11,255		-
Student Testing & Assessment		-	6,250		-
Field Trips		-	3,500		-
Transportation (student)		-	250		-
Student Services - other		-	7,563		-
Office Expense		-	33,750		-
Staff Development		-	36,500		-
Staff Recruitment		-	13,375		-
Student Recruitment / Marketing		-	1,625		-
School Meals / Lunch		-			-
Travel (Staff)		-	1,375		-
Fundraising		-			-
Other		-	32,000		-
TOTAL SCHOOL OPERATIONS	-	-	262,666	-	-
FACILITY OPERATION & MAINTENANCE					
Insurance		-	32,749		-
Janitorial		-	6,000		-
Building and Land Rent / Lease / Facility Finance Interest		-	595,603		-
Repairs & Maintenance		-	37,500		-
Equipment / Furniture		-	37,249		-
Security		-			-
Utilities		-	39,250		-
TOTAL FACILITY OPERATION & MAINTENANCE	-	-	748,351	-	-

Total Revenue	-	-	4,074,925	-	-	
Total Expenses	-	-	3,995,997	-	-	
Net Income	-	-	78,928	-	-	
Actual Student Enrollment	-	-	789	-	-	
	Quarter - 1/1 - 3/31		4th Quarter - 4/1 - 6/30			
	Revised Budget	Variance	Original Budget	Revised Budget	Variance	
DEPRECIATION & AMORTIZATION RESERVES / CONTINGENCY		-	73,750		-	
		-			-	
DEFERRED RENT			10,438			
TOTAL EXPENSES	-	-	3,995,997	-	-	
NET INCOME	-	-	78,928	-	-	

Total Revenue	-	-	4,074,925	-	-
Total Expenses	-	-	3,995,997	-	-
Net Income	-	-	78,928	-	-
Actual Student Enrollment	-	-	789	-	-
	Quarter - 1/1 - 3/31		4th Quarter - 4/1 - 6/30		
	Revised Budget	Variance	Original Budget	Revised Budget	Variance
ENROLLMENT - *School Districts Are Linked To Above Entries*					
Number of Districts:	-	-	1	-	-
NYC CHANCELLOR'S OFFICE	-	-	789	-	-
-	-	-	-	-	-
-	-	-	-	-	-
-	-	-	-	-	-
-	-	-	-	-	-
-	-	-	-	-	-
-	-	-	-	-	-
-	-	-	-	-	-
-	-	-	-	-	-
-	-	-	-	-	-
-	-	-	-	-	-
-	-	-	-	-	-
-	-	-	-	-	-
-	-	-	-	-	-
-	-	-	-	-	-
ALL OTHER School Districts: (Weighted Avg)	-	-	-	-	-
TOTAL ENROLLMENT	-	-	789	-	-
REVENUE PER PUPIL	-	-	5,165	-	-
EXPENSES PER PUPIL	-	-	5,065	-	-

		CANARSIE ASCEND CHARTER SCHOOL					DESCRIPTION OF ASSUMPTIONS
		Budget / Operating Plan					
		2018-19					
Total Revenue		16,166,878	16,166,878	-	2,733,157	2,733,157	
Total Expenses		15,854,872	15,854,872	-	(2,894,163)	(2,894,163)	
Net Income		312,006	312,006	-	(161,006)	(161,006)	
Actual Student Enrollment							
		Total Year			VARIANCE		
		Original Budget	Revised Budget	Variance	Original Budget vs. PY Budget	Revised Budget vs. PY Budget	
REVENUE							
REVENUES FROM STATE SOURCES							
Per Pupil Revenue	2018-19 Per Pupil Rate						
NYC CHANCELLOR'S OFFICE	15,307	12,077,223	12,077,223	-	2,226,058	2,226,058	
-	-	-	-	-	-	-	
-	-	-	-	-	-	-	
-	-	-	-	-	-	-	
-	-	-	-	-	-	-	
-	-	-	-	-	-	-	
-	-	-	-	-	-	-	
-	-	-	-	-	-	-	
-	-	-	-	-	-	-	
-	-	-	-	-	-	-	
-	-	-	-	-	-	-	
-	-	-	-	-	-	-	
-	-	-	-	-	-	-	
-	-	-	-	-	-	-	
-	-	-	-	-	-	-	
ALL OTHER School Districts: (Weighted Avg)	-	-	-	-	-	-	
TOTAL Per Pupil Revenue (Weighted Average Per Pupil Funding)	15,307	12,077,223	12,077,223	-	2,226,058	2,226,058	
Special Education Revenue		1,030,376	1,030,376	-	(37,250)	(37,250)	
Grants							
Stimulus		-	-	-	-	-	
DYCD (Department of Youth and Community Development)		-	-	-	-	-	
Other		-	-	-	-	-	
NYC DoE Rental Assistance		1,966,960	1,966,960	-	510,211	510,211	
Other		-	-	-	(203,438)	(203,438)	NYS Senate Aid - Funds to be received in July
TOTAL REVENUE FROM STATE SOURCES		15,074,559	15,074,559	-	2,495,581	2,495,581	
REVENUE FROM FEDERAL FUNDING							
IDEA Special Needs		80,340	80,340	-	28,711	28,711	
Title I		251,000	251,000	-	92,010	92,010	
Title Funding - Other		114,000	114,000	-	5,986	5,986	
School Food Service (Free Lunch)		288,070	288,070	-	6,076	6,076	
Grants							

Page 25 of 64

NYS Senate Aid - Funds to be received in July

CANARSIE ASCEND CHARTER SCHOOL					
Budget / Operating Plan					
2018-19					
Total Revenue	16,166,878	16,166,878	-	2,733,157	2,733,157
Total Expenses	15,854,872	15,854,872	-	(2,894,163)	(2,894,163)
Net Income	312,006	312,006	-	(161,006)	(161,006)
Actual Student Enrollment					
	Total Year			VARIANCE	
	Original Budget	Revised Budget	Variance	Original Budget vs. PY Budget	Revised Budget vs. PY Budget
Charter School Program (CSP) Planning & Implementation	200,000	200,000	-	100,000	100,000
Other	-	-	-	-	-
Other	-	-	-	-	-
TOTAL REVENUE FROM FEDERAL SOURCES	933,410	933,410	-	232,783	232,783
LOCAL and OTHER REVENUE					
Contributions and Donations	-	-	-	-	-
Fundraising	-	-	-	-	-
Erate Reimbursement	84,620	84,620	-	16,756	16,756
Earnings on Investments	-	-	-	-	-
Interest Income	500	500	-	337	337
Food Service (Income from meals)	11,080	11,080	-	(911)	(911)
Text Book	62,709	62,709	-	17,148	17,148
OTHER	-	-	-	(28,537)	(28,537)
TOTAL REVENUE FROM LOCAL and OTHER SOURCES	158,909	158,909	-	4,793	4,793
TOTAL REVENUE	16,166,878	16,166,878	-	2,733,157	2,733,157

DESCRIPTION OF ASSUMPTIONS

NYSTL + NYSSL + NYSLIB

			CANARSIE ASCEND CHARTER SCHOOL					DESCRIPTION OF ASSUMPTIONS
			Budget / Operating Plan			2018-19		
Total Revenue			16,166,878	16,166,878	-	2,733,157	2,733,157	
Total Expenses			15,854,872	15,854,872	-	(2,894,163)	(2,894,163)	
Net Income			312,006	312,006	-	(161,006)	(161,006)	
Actual Student Enrollment								
			Total Year			VARIANCE		
			Original Budget	Revised Budget	Variance	Original Budget vs. PY Budget	Revised Budget vs. PY Budget	
EXPENSES								
ADMINISTRATIVE STAFF PERSONNEL COSTS								
	Avg. No. of Positions							
Executive Management	-		-	-	-	-	-	
Instructional Management	2.00		342,648	342,648	-	(92,648)	(92,648)	
Deans, Directors & Coordinators	9.00		736,148	736,148	-	(46,564)	(46,564)	
CFO / Director of Finance	-		-	-	-	-	-	
Operation / Business Manager	2.00		213,240	213,240	-	(88,240)	(88,240)	
Administrative Staff	4.00		461,320	461,320	-	(111,978)	(111,978)	includes shared salaries of IT and Facility
TOTAL ADMINISTRATIVE STAFF	17.00		1,753,356	1,753,356	-	(339,430)	(339,430)	
INSTRUCTIONAL PERSONNEL COSTS								
Teachers - Regular	40.00		2,869,448	2,869,448	-	(228,683)	(228,683)	
Teachers - SPED	11.00		809,620	809,620	-	(457,854)	(457,854)	
Substitute Teachers	-		-	-	-	-	-	
Teaching Assistants	-		-	-	-	-	-	
Specialty Teachers	11.00		729,840	729,840	-	(276,093)	(276,093)	
Aides	3.00		176,852	176,852	-	(148,063)	(148,063)	
Therapists & Counselors	6.00		432,512	432,512	-	(140,181)	(140,181)	
Other	-		216,412	216,412	-	(70,406)	(70,406)	Enrichment + Intervention + Academic Stipends + Other Add'l Comp + PTO Payout + Saturday School
TOTAL INSTRUCTIONAL	71.00		5,234,684	5,234,684	-	(1,321,280)	(1,321,280)	
NON-INSTRUCTIONAL PERSONNEL COSTS								
Nurse	-		-	-	-	-	-	
Librarian	-		-	-	-	-	-	
Custodian	-		-	-	-	-	-	
Security	-		-	-	-	-	-	
Other	3.00		119,496	119,496	-	(62,871)	(62,871)	
TOTAL NON-INSTRUCTIONAL	3.00		119,496	119,496	-	(62,871)	(62,871)	
SUBTOTAL PERSONNEL SERVICE COSTS			91.00	7,107,536	7,107,536	-	(1,723,581)	(1,723,581)
PAYROLL TAXES AND BENEFITS								
Payroll Taxes			556,844	556,844	-	(113,457)	(113,457)	

includes shared salaries of IT and Facility

Enrichment + Intervention + Academic Stipends + Other Add'l Comp + PTO Payout + Saturday School

		CANARSIE ASCEND CHARTER SCHOOL					DESCRIPTION OF ASSUMPTIONS
		Budget / Operating Plan				2018-19	
Total Revenue		16,166,878	16,166,878	-	2,733,157	2,733,157	
Total Expenses		15,854,872	15,854,872	-	(2,894,163)	(2,894,163)	
Net Income		312,006	312,006	-	(161,006)	(161,006)	
Actual Student Enrollment							
		Total Year			VARIANCE		
		Original Budget	Revised Budget	Variance	Original Budget vs. PY Budget	Revised Budget vs. PY Budget	
Fringe / Employee Benefits		765,788	765,788	-	(142,283)	(142,283)	
Retirement / Pension		-	-	-	-	-	
TOTAL PAYROLL TAXES AND BENEFITS		1,322,632	1,322,632	-	(255,740)	(255,740)	
TOTAL PERSONNEL SERVICE COSTS		91.00	8,430,168	8,430,168	-	(1,979,321)	(1,979,321)
CONTRACTED SERVICES							
Accounting / Audit		14,440	14,440	-	(1)	(1)	
Legal		10,000	10,000	-	10,014	10,014	
Management Company Fee		2,159,684	2,159,684	-	(419,880)	(419,880)	
Nurse Services		-	-	-	-	-	
Food Service / School Lunch		369,320	369,320	-	34,029	34,029	
Payroll Services		24,692	24,692	-	4,941	4,941	
Special Ed Services		50,000	50,000	-	(28,376)	(28,376)	
Titlement Services (i.e. Title I)		-	-	-	-	-	
Other Purchased / Professional / Consulting		471,000	471,000	-	(32,764)	(32,764)	Security and Custodial Services
TOTAL CONTRACTED SERVICES		3,099,136	3,099,136	-	(432,037)	(432,037)	

		CANARSIE ASCEND CHARTER SCHOOL					DESCRIPTION OF ASSUMPTIONS
		Budget / Operating Plan			2018-19		
Total Revenue		16,166,878	16,166,878	-	2,733,157	2,733,157	
Total Expenses		15,854,872	15,854,872	-	(2,894,163)	(2,894,163)	
Net Income		312,006	312,006	-	(161,006)	(161,006)	
Actual Student Enrollment							
		Total Year			VARIANCE		
		Original Budget	Revised Budget	Variance	Original Budget vs. PY Budget	Revised Budget vs. PY Budget	
SCHOOL OPERATIONS							
Board Expenses		-	-	-	-	-	
Classroom / Teaching Supplies & Materials		98,000	98,000	-	(19,349)	(19,349)	Classroom Supplies + Enrichment Mat
Special Ed Supplies & Materials		12,500	12,500	-	(11,419)	(11,419)	
Textbooks / Workbooks		148,892	148,892	-	9,000	9,000	Textbooks + Library books + NYSTL + NYSLIB
Supplies & Materials other		14,000	14,000	-	(4,071)	(4,071)	Special Mat +Physical Ed Mat
Equipment / Furniture		82,500	82,500	-	(7,122)	(7,122)	Copier Lease + Equip Non-Cap + F&F Non-Cap
Telephone		105,000	105,000	-	(8,800)	(8,800)	
Technology		45,020	45,020	-	11,829	11,829	Technology Services + Tech Non-Cap + Software Non-Cap + NYSSL
Student Testing & Assessment		25,000	25,000	-	(492)	(492)	
Field Trips		14,000	14,000	-	1,449	1,449	
Transportation (student)		1,000	1,000	-	(891)	(891)	
Student Services - other		30,252	30,252	-	(2,567)	(2,567)	
Office Expense		135,000	135,000	-	(6,596)	(6,596)	Admin Supplies + External Printing + Dues & Subs (Academic and Non - Academic) + Postage & Delivery
Staff Development		146,000	146,000	-	28,145	28,145	
Staff Recruitment		53,500	53,500	-	(25,479)	(25,479)	
Student Recruitment / Marketing		6,500	6,500	-	3,000	3,000	
School Meals / Lunch		-	-	-	-	-	
Travel (Staff)		5,500	5,500	-	1,284	1,284	
Fundraising		-	-	-	-	-	
Other		128,000	128,000	-	371,901	371,901	Meals & Hosp + Substitute Teacher Serv + Admin & Temp Services
TOTAL SCHOOL OPERATIONS		1,050,664	1,050,664	-	339,822	339,822	
FACILITY OPERATION & MAINTENANCE							
Insurance		130,996	130,996	-	(77,904)	(77,904)	
Janitorial		24,000	24,000	-	3,381	3,381	
Building and Land Rent / Lease / Facility Finance Interest		2,382,412	2,382,412	-	(590,180)	(590,180)	Rent + Interco Rent Adj + Waste Removal + Moving Exp + Interest Expense
Repairs & Maintenance		150,000	150,000	-	(43,331)	(43,331)	
Equipment / Furniture		135,496	135,496	-	145,084	145,084	
Security		-	-	-	-	-	
Utilities		157,000	157,000	-	(24,677)	(24,677)	
TOTAL FACILITY OPERATION & MAINTENANCE		2,979,904	2,979,904	-	(587,627)	(587,627)	

		CANARSIE ASCEND CHARTER SCHOOL				
		Budget / Operating Plan			2018-19	
Total Revenue		16,166,878	16,166,878	-	2,733,157	2,733,157
Total Expenses		15,854,872	15,854,872	-	(2,894,163)	(2,894,163)
Net Income		312,006	312,006	-	(161,006)	(161,006)
Actual Student Enrollment						
		Total Year			VARIANCE	
		Original Budget	Revised Budget	Variance	Original Budget vs. PY Budget	Revised Budget vs. PY Budget
DEPRECIATION & AMORTIZATION RESERVES / CONTINGENCY		295,000	295,000	-	(235,000)	(235,000)
		-	-	-	-	-
DEFERRED RENT						
TOTAL EXPENSES		<u>15,854,872</u>	<u>15,854,872</u>	-	<u>(2,894,163)</u>	<u>(2,894,163)</u>
NET INCOME		<u>312,006</u>	<u>312,006</u>	-	<u>(161,006)</u>	<u>(161,006)</u>

DESCRIPTION OF ASSUMPTIONS

Amounts in this line are based on original Ascend Charter School Schedules and do not include Friends OF Ascend (FOA) Schedules since FOA schedules have not been reviewed with the external auditors. In conclusion, the amount provided will likely change.

		CANARSIE ASCEND CHARTER SCHOOL					DESCRIPTION OF ASSUMPTIONS
		Budget / Operating Plan				2018-19	
Total Revenue		16,166,878	16,166,878	-	2,733,157	2,733,157	
Total Expenses		15,854,872	15,854,872	-	(2,894,163)	(2,894,163)	
Net Income		312,006	312,006	-	(161,006)	(161,006)	
Actual Student Enrollment							
		Total Year			VARIANCE		DESCRIPTION OF ASSUMPTIONS
		Original Budget	Revised Budget	Variance	Original Budget vs. PY Budget	Revised Budget vs. PY Budget	
ENROLLMENT - *School Districts Are Linked To Above Entries*							
Number of Districts:							
NYC CHANCELLOR'S OFFICE							
-							
-							
-							
-							
-							
-							
-							
-							
-							
-							
-							
-							
ALL OTHER School Districts: (Weighted Avg)							
TOTAL ENROLLMENT							
REVENUE PER PUPIL							
EXPENSES PER PUPIL							

	CANARSIE ASCEND CHARTER SCHOOL Budget / Operating Plan 2018-19							
Total Revenue	13,433,721	3,942,098	-	-	4,074,928	-	-	4,074,928
Total Expenses	13,087,459	3,917,633	-	-	3,991,497	-	-	3,991,497
Net Income	346,262	24,465	-	-	83,431	-	-	83,431
Actual Student Enrollment	678	789	-	-	789	-	-	789
	Prior Year Actual 2017-18 Revenue Per Pupil	1st Quarter - 7/1 - 9/30			2nd Quarter - 10/1 - 12/31			3rd Quarter - 1/1 - 3/31
		Original Budget	Revised Budget	Variance	Original Budget	Revised Budget	Variance	Original Budget
CASH FLOW ADJUSTMENTS								
OPERATING ACTIVITIES {enter descriptions below}								
Example - Add Back Depreciation	-	-	-	-	-	-	-	-
Other	-	-	-	-	-	-	-	-
Total Operating Activities	-	-	-	-	-	-	-	-
INVESTMENT ACTIVITIES {enter descriptions below}								
Example - Subtract Property and Equipment Expenditures	-	-	-	-	-	-	-	-
Other	-	-	-	-	-	-	-	-
Total Investment Activities	-	-	-	-	-	-	-	-
FINANCING ACTIVITIES {enter descriptions below}								
Example - Add Expected Proceeds from a Loan or Line of Credit	-	-	-	-	-	-	-	-
Other	-	-	-	-	-	-	-	-
Total Financing Activities	-	-	-	-	-	-	-	-
Total Cash Flow Adjustments	-	-	-	-	-	-	-	-
NET INCOME	346,262	24,465	-	-	83,431	-	-	83,431
Beginning Cash Balance	-	346,262	-	-	370,727	-	-	454,159
ENDING CASH BALANCE	346,262	370,727	-	-	454,159	-	-	537,590

Total Revenue	-	-	4,074,925	-	-
Total Expenses	-	-	3,995,997	-	-
Net Income	-	-	78,928	-	-
Actual Student Enrollment	-	-	789	-	-
	Quarter - 1/1 - 3/31		4th Quarter - 4/1 - 6/30		
	Revised Budget	Variance	Original Budget	Revised Budget	Variance
CASH FLOW ADJUSTMENTS					
OPERATING ACTIVITIES <i>{enter descriptions below}</i>					
Example - Add Back Depreciation	-	-	-	-	-
Other	-	-	-	-	-
Total Operating Activities	-	-	-	-	-
INVESTMENT ACTIVITIES <i>{enter descriptions below}</i>					
Example - Subtract Property and Equipment Expenditures	-	-	-	-	-
Other	-	-	-	-	-
Total Investment Activities	-	-	-	-	-
FINANCING ACTIVITIES <i>{enter descriptions below}</i>					
Example - Add Expected Proceeds from a Loan or Line of Credit	-	-	-	-	-
Other	-	-	-	-	-
Total Financing Activities	-	-	-	-	-
Total Cash Flow Adjustments	-	-	-	-	-
NET INCOME	-	-	78,928	-	-
Beginning Cash Balance	-	-	537,590	-	-
ENDING CASH BALANCE	-	-	616,518	-	-

		CANARSIE ASCEND CHARTER SCHOOL					DESCRIPTION OF ASSUMPTIONS
		Budget / Operating Plan				2018-19	
Total Revenue		16,166,878	16,166,878	-	2,733,157	2,733,157	
Total Expenses		15,854,872	15,854,872	-	(2,894,163)	(2,894,163)	
Net Income		312,006	312,006	-	(161,006)	(161,006)	
Actual Student Enrollment							
		Total Year			VARIANCE		
		Original Budget	Revised Budget	Variance	Original Budget vs. PY Budget	Revised Budget vs. PY Budget	
CASH FLOW ADJUSTMENTS							
OPERATING ACTIVITIES {enter descriptions below}							
Example - Add Back Depreciation		-	-	-	-	-	
Other		-	-	-	-	-	
Total Operating Activities		-	-	-	-	-	
INVESTMENT ACTIVITIES {enter descriptions below}							
Example - Subtract Property and Equipment Expenditures		-	-	-	-	-	
Other		-	-	-	-	-	
Total Investment Activities		-	-	-	-	-	
FINANCING ACTIVITIES {enter descriptions below}							
Example - Add Expected Proceeds from a Loan or Line of Credit		-	-	-	-	-	
Other		-	-	-	-	-	
Total Financing Activities		-	-	-	-	-	
Total Cash Flow Adjustments		-	-	-	-	-	
NET INCOME		312,006	312,006	-	(161,006)	(161,006)	
Beginning Cash Balance		346,262	346,262	-	346,262	346,262	
ENDING CASH BALANCE		616,518	616,518	-	185,256	185,256	

**CANARSIE ASCEND CHARTER SCHOOL
BALANCE SHEET
2018-19**

Please enter balance sheet data for the Ed Corp
Ascend Charter Schools (Combined)
only on this template.

The balance sheet should include data for
all charter schools operated by the Ed Corp.

	Prior Year	Q1	Q2	Q3	Q4
	2017-18	As of 9/30	As of 12/31	As of 3/31	As of 6/30
<u>ASSETS</u>					
<u>CURRENT ASSETS</u>					
Cash and cash equivalents	11,379,572	-	-	-	-
Grants and contracts receivable	-	-	-	-	-
Accounts receivables	894,858	-	-	-	-
Prepaid Expenses	588,100	-	-	-	-
Contributions and other receivables	323,054	-	-	-	-
TOTAL CURRENT ASSETS	13,185,584	-	-	-	-
<u>PROPERTY, BUILDING AND EQUIPMENT, net</u>	28,382,455	-	-	-	-
<u>OTHER ASSETS</u>	225,199	-	-	-	-
TOTAL ASSETS	41,793,238	-	-	-	-
<u>LIABILITIES AND NET ASSETS</u>					
<u>CURRENT LIABILITIES</u>					
Accounts payable and accrued expenses	1,381,759	-	-	-	-
Accrued payroll and benefits	110,094	-	-	-	-
Deferred Revenue	6,961,038	-	-	-	-
Current maturities of long-term debt	43,155	-	-	-	-
Short Term Debt - Bonds, Notes Payable	-	-	-	-	-
Other	14,600,908	-	-	-	-
TOTAL CURRENT LIABILITIES	23,096,954	-	-	-	-
<u>LONG-TERM DEBT and NOTES PAYABLE, net current maturities</u>	13,454,763	-	-	-	-
TOTAL LIABILITIES	36,551,717	-	-	-	-
<u>NET ASSETS</u>					
Unrestricted	5,241,521	-	-	-	-
Temporarily restricted	-	-	-	-	-
TOTAL NET ASSETS	5,241,521	-	-	-	-
TOTAL LIABILITIES AND NET ASSETS	41,793,238	-	-	-	-

CANARSIE ASCEND CHARTER

Budget / Operating Plan

2018-19

Total Revenue	-	3,942,098	-	-	4,074,928	-	-
Total Expenses	-	3,907,195	-	-	3,981,059	-	-
Net Income	-	34,903	-	-	93,869	-	-
Actual Student Enrollment	-	789	-	-	789	-	-

*NOTE: Enrollment, Revenue and Expenditure Data IN the 'Total and Variance Analysis' Section is Based on LAST ACTUAL Quarter Completed	1st Quarter - 7/1 - 9/30			2nd Quarter - 10/1 - 12/31			3rd Quarter
	Actual	Current Budget	Variance	Actual	Current Budget	Variance	Actual

REVENUE		2018-19					
REVENUES FROM STATE SOURCES		Per Pupil Rate					
Per Pupil Revenue		Per Pupil Rate					
NYC CHANCELLOR'S OFFICE	15,307			3,019,306	-		
-	-			-	-		
-	-			-	-		
-	-			-	-		
-	-			-	-		
-	-			-	-		
-	-			-	-		
-	-			-	-		
-	-			-	-		
-	-			-	-		
-	-			-	-		
-	-			-	-		
-	-			-	-		
-	-			-	-		
-	-			-	-		
-	-			-	-		
-	-			-	-		
ALL OTHER School Districts: (Count = 0)	-			-	-		
TOTAL Per Pupil Revenue (Weighted Average Per Pupil Funding)	15,307		-	3,019,306	-		-
Special Education Revenue				257,594	-		
Grants							
Stimulus				-	-		
DYCD (Department of Youth and Community Development)				-	-		
Other				-	-		
NYC DoE Rental Assistance				491,740	-		
Other				-	-		
TOTAL REVENUE FROM STATE SOURCES			-	3,768,640	-		-
REVENUE FROM FEDERAL FUNDING							
IDEA Special Needs				20,085	-		
Title I				25,100	-		
Title Funding - Other				11,400	-		
School Food Service (Free Lunch)				28,807	-		
Grants							
Charter School Program (CSP) Planning & Implementation				50,000	-		
Other				-	-		

CANARSIE ASCEND CHARTER

Budget / Operating Plan

2018-19

Total Revenue	-	3,942,098	-	-	4,074,928	-	-
Total Expenses	-	3,907,195	-	-	3,981,059	-	-
Net Income	-	34,903	-	-	93,869	-	-
Actual Student Enrollment	-	789	-	-	789	-	-

*NOTE: Enrollment, Revenue and Expenditure Data IN the 'Total and Variance Analysis' Section is Based on LAST ACTUAL Quarter Completed	1st Quarter - 7/1 - 9/30			2nd Quarter - 10/1 - 12/31			3rd Quarter - 1/1 - 3/31
	Actual	Current Budget	Variance	Actual	Current Budget	Variance	Actual
Other		-	-		-	-	
TOTAL REVENUE FROM FEDERAL SOURCES	-	135,392	-	-	266,006	-	-
LOCAL and OTHER REVENUE							
Contributions and Donations		-	-		-	-	
Fundraising		-	-		-	-	
Erate Reimbursement		21,155	-		21,155	-	
Earnings on Investments		-	-		-	-	
Interest Income		125	-		125	-	
Food Service (Income from meals)		1,108	-		3,324	-	
Text Book		15,678	-		15,678	-	
OTHER		-	-		-	-	
TOTAL REVENUE FROM LOCAL and OTHER SOURCES	-	38,066	-	-	40,282	-	-
TOTAL REVENUE	-	3,942,098	-	-	4,074,928	-	-

CANARSIE ASCEND CHARTER

Budget / Operating Plan

2018-19

Total Revenue	-	3,942,098	-	-	4,074,928	-	-
Total Expenses	-	3,907,195	-	-	3,981,059	-	-
Net Income	-	34,903	-	-	93,869	-	-
Actual Student Enrollment	-	789	-	-	789	-	-

*NOTE: Enrollment, Revenue and Expenditure Data IN the 'Total and Variance Analysis' Section is Based on LAST ACTUAL Quarter Completed	1st Quarter - 7/1 - 9/30			2nd Quarter - 10/1 - 12/31			3rd Quarter
	Actual	Current Budget	Variance	Actual	Current Budget	Variance	Actual

EXPENSES

ADMINISTRATIVE STAFF PERSONNEL COSTS

	Quarter 0 No. of Positions						
Executive Management	-	-	-	-	-	-	-
Instructional Management	-	85,662	-	85,662	-	-	-
Deans, Directors & Coordinators	-	184,037	-	184,037	-	-	-
CFO / Director of Finance	-	-	-	-	-	-	-
Operation / Business Manager	-	53,310	-	53,310	-	-	-
Administrative Staff	-	115,330	-	115,330	-	-	-
TOTAL ADMINISTRATIVE STAFF	-	438,339	-	438,339	-	-	-

INSTRUCTIONAL PERSONNEL COSTS

Teachers - Regular	-	717,362	-	717,362	-	-	-
Teachers - SPED	-	202,405	-	202,405	-	-	-
Substitute Teachers	-	-	-	-	-	-	-
Teaching Assistants	-	-	-	-	-	-	-
Specialty Teachers	-	182,460	-	182,460	-	-	-
Aides	-	44,213	-	44,213	-	-	-
Therapists & Counselors	-	108,128	-	108,128	-	-	-
Other	-	54,103	-	54,103	-	-	-
TOTAL INSTRUCTIONAL	-	1,308,671	-	1,308,671	-	-	-

NON-INSTRUCTIONAL PERSONNEL COSTS

Nurse	-	-	-	-	-	-	-
Librarian	-	-	-	-	-	-	-
Custodian	-	-	-	-	-	-	-
Security	-	-	-	-	-	-	-
Other	-	29,874	-	29,874	-	-	-
TOTAL NON-INSTRUCTIONAL	-	29,874	-	29,874	-	-	-

SUBTOTAL PERSONNEL SERVICE COSTS

	-	1,776,884	-	1,776,884	-	-	-
--	---	-----------	---	-----------	---	---	---

PAYROLL TAXES AND BENEFITS

Payroll Taxes		139,211	-	139,211	-	-	-
Fringe / Employee Benefits		191,447	-	191,447	-	-	-
Retirement / Pension		-	-	-	-	-	-
TOTAL PAYROLL TAXES AND BENEFITS	-	330,658	-	330,658	-	-	-

TOTAL PERSONNEL SERVICE COSTS

	-	2,107,542	-	2,107,542	-	-	-
--	---	-----------	---	-----------	---	---	---

CANARSIE ASCEND CHARTER

Budget / Operating Plan

2018-19

Total Revenue	-	3,942,098	-	-	4,074,928	-	-
Total Expenses	-	3,907,195	-	-	3,981,059	-	-
Net Income	-	34,903	-	-	93,869	-	-
Actual Student Enrollment	-	789	-	-	789	-	-

*NOTE: Enrollment, Revenue and Expenditure Data IN the 'Total and Variance Analysis' Section is Based on LAST ACTUAL Quarter Completed	1st Quarter - 7/1 - 9/30			2nd Quarter - 10/1 - 12/31			3rd Quarter - 1/1 - 3/31
	Actual	Current Budget	Variance	Actual	Current Budget	Variance	Actual
CONTRACTED SERVICES							
Accounting / Audit		3,610	-		3,610	-	
Legal		2,500	-		2,500	-	
Management Company Fee		539,921	-		539,921	-	
Nurse Services		-	-		-	-	
Food Service / School Lunch		36,932	-		110,796	-	
Payroll Services		6,173	-		6,173	-	
Special Ed Services		12,500	-		12,500	-	
Titlement Services (i.e. Title I)		-	-		-	-	
Other Purchased / Professional / Consulting		117,750	-		117,750	-	
TOTAL CONTRACTED SERVICES	-	719,386	-	-	793,250	-	-

CANARSIE ASCEND CHARTER

Budget / Operating Plan

2018-19

Total Revenue	-	3,942,098	-	-	4,074,928	-	-
Total Expenses	-	3,907,195	-	-	3,981,059	-	-
Net Income	-	34,903	-	-	93,869	-	-
Actual Student Enrollment	-	789	-	-	789	-	-

*NOTE: Enrollment, Revenue and Expenditure Data IN the 'Total and Variance Analysis' Section is Based on LAST ACTUAL Quarter Completed	1st Quarter - 7/1 - 9/30			2nd Quarter - 10/1 - 12/31			3rd Quarter
	Actual	Current Budget	Variance	Actual	Current Budget	Variance	Actual
SCHOOL OPERATIONS							
Board Expenses		-	-		-	-	
Classroom / Teaching Supplies & Materials		24,500	-		24,500	-	
Special Ed Supplies & Materials		3,125	-		3,125	-	
Textbooks / Workbooks		37,223	-		37,223	-	
Supplies & Materials other		3,500	-		3,500	-	
Equipment / Furniture		20,625	-		20,625	-	
Telephone		26,250	-		26,250	-	
Technology		11,255	-		11,255	-	
Student Testing & Assessment		6,250	-		6,250	-	
Field Trips		3,500	-		3,500	-	
Transportation (student)		250	-		250	-	
Student Services - other		7,563	-		7,563	-	
Office Expense		33,750	-		33,750	-	
Staff Development		36,500	-		36,500	-	
Staff Recruitment		13,375	-		13,375	-	
Student Recruitment / Marketing		1,625	-		1,625	-	
School Meals / Lunch		-	-		-	-	
Travel (Staff)		1,375	-		1,375	-	
Fundraising		-	-		-	-	
Other		32,000	-		32,000	-	
TOTAL SCHOOL OPERATIONS	-	262,666	-	-	262,666	-	-
FACILITY OPERATION & MAINTENANCE							
Insurance		32,749	-		32,749	-	
Janitorial		6,000	-		6,000	-	
Building and Land Rent / Lease / Facility Finance Interest		595,603	-		595,603	-	
Repairs & Maintenance		37,500	-		37,500	-	
Equipment / Furniture		32,749	-		32,749	-	
Security		-	-		-	-	
Utilities		39,250	-		39,250	-	
TOTAL FACILITY OPERATION & MAINTENANCE	-	743,851	-	-	743,851	-	-
DEPRECIATION & AMORTIZATION		73,750	-		73,750	-	
RESERVES / CONTINGENCY		-	-		-	-	
DEFERRED RENT							

CANARSIE ASCEND CHARTER									
Budget / Operating Plan									
2018-19									
Total Revenue	-	3,942,098	-	-	4,074,928	-	-	-	-
Total Expenses	-	3,907,195	-	-	3,981,059	-	-	-	-
Net Income	-	34,903	-	-	93,869	-	-	-	-
Actual Student Enrollment	-	789	-	-	789	-	-	-	-
*NOTE: Enrollment, Revenue and Expenditure Data IN the 'Total and Variance Analysis' Section is Based on LAST ACTUAL Quarter Completed				1st Quarter - 7/1 - 9/30			2nd Quarter - 10/1 - 12/31		
				Actual	Current Budget	Variance	Actual	Current Budget	Variance
TOTAL EXPENSES				-	3,907,195	-	-	3,981,059	-
NET INCOME				-	34,903	-	-	93,869	-

CANARSIE ASCEND CHARTER
Budget / Operating Plan

2018-19

Total Revenue	-	3,942,098	-	-	4,074,928	-	-
Total Expenses	-	3,907,195	-	-	3,981,059	-	-
Net Income	-	34,903	-	-	93,869	-	-
Actual Student Enrollment	-	789	-	-	789	-	3rd Q

*NOTE: Enrollment, Revenue and Expenditure Data IN the 'Total and Variance Analysis' Section is Based on LAST ACTUAL Quarter Completed	1st Quarter - 7/1 - 9/30			2nd Quarter - 10/1 - 12/31			3rd Quarter
	Actual	Current Budget	Variance	Actual	Current Budget	Variance	Actual

ENROLLMENT - *School Districts Are Linked To Above Entries*

NYC CHANCELLOR'S OFFICE	-	789	-	-	789	-	-
-	-	-	-	-	-	-	-
-	-	-	-	-	-	-	-
-	-	-	-	-	-	-	-
-	-	-	-	-	-	-	-
-	-	-	-	-	-	-	-
-	-	-	-	-	-	-	-
-	-	-	-	-	-	-	-
-	-	-	-	-	-	-	-
-	-	-	-	-	-	-	-
-	-	-	-	-	-	-	-
-	-	-	-	-	-	-	-
-	-	-	-	-	-	-	-
-	-	-	-	-	-	-	-
-	-	-	-	-	-	-	-
-	-	-	-	-	-	-	-
-	-	-	-	-	-	-	-
-	-	-	-	-	-	-	-
-	-	-	-	-	-	-	-
-	-	-	-	-	-	-	-
-	-	-	-	-	-	-	-
ALL OTHER School Districts: (Count = 0)	-	-	-	-	-	-	-
TOTAL ENROLLMENT	-	<u>789</u>	-	-	<u>789</u>	-	-
REVENUE PER PUPIL	-	<u>4,996</u>	-	-	<u>5,165</u>	-	-
EXPENSES PER PUPIL	-	<u>4,952</u>	-	-	<u>5,046</u>	-	-

SCHOOL n					
Total Revenue	4,074,928	-	-	4,074,925	-
Total Expenses	3,981,059	-	-	3,985,559	-
Net Income	93,869	-	-	89,366	-
Actual Student Enrollment	789	-	-	789	-
		Quarter - 1/1 - 3/31		4th Quarter - 4/1 - 6/30	
*NOTE: Enrollment, Revenue and Expenditure Data IN the 'Total and Variance Analysis' Section is Based on LAST ACTUAL Quarter Completed					
		Current Budget	Variance	Actual	Current Budget Variance
Other		-	-		- -
TOTAL REVENUE FROM FEDERAL SOURCES		266,006	-	-	266,006 -
LOCAL and OTHER REVENUE					
Contributions and Donations		-	-		- -
Fundraising		-	-		- -
Erate Reimbursement		21,155	-		21,155 -
Earnings on Investments		-	-		- -
Interest Income		125	-		125 -
Food Service (Income from meals)		3,324	-		3,324 -
Text Book		15,678	-		15,675 -
OTHER		-	-		- -
TOTAL REVENUE FROM LOCAL and OTHER SOURCES		40,282	-	-	40,279 -
TOTAL REVENUE		4,074,928	-	-	4,074,925 -

SCHOOL n					
Total Revenue	4,074,928	-	-	4,074,925	-
Total Expenses	3,981,059	-	-	3,985,559	-
Net Income	93,869	-	-	89,366	-
Actual Student Enrollment	789	-	-	789	-
		Quarter - 1/1 - 3/31		4th Quarter - 4/1 - 6/30	
*NOTE: Enrollment, Revenue and Expenditure Data IN the 'Total and Variance Analysis' Section is Based on LAST ACTUAL Quarter Completed		Current Budget	Variance	Actual	Current Budget Variance
EXPENSES	Quarter 0				
ADMINISTRATIVE STAFF PERSONNEL COSTS	No. of Positions				
Executive Management	-	-	-	-	-
Instructional Management	-	85,662	-	85,662	-
Deans, Directors & Coordinators	-	184,037	-	184,037	-
CFO / Director of Finance	-	-	-	-	-
Operation / Business Manager	-	53,310	-	53,310	-
Administrative Staff	-	115,330	-	115,330	-
TOTAL ADMINISTRATIVE STAFF	-	438,339	-	438,339	-
INSTRUCTIONAL PERSONNEL COSTS					
Teachers - Regular	-	717,362	-	717,362	-
Teachers - SPED	-	202,405	-	202,405	-
Substitute Teachers	-	-	-	-	-
Teaching Assistants	-	-	-	-	-
Specialty Teachers	-	182,460	-	182,460	-
Aides	-	44,213	-	44,213	-
Therapists & Counselors	-	108,128	-	108,128	-
Other	-	54,103	-	54,103	-
TOTAL INSTRUCTIONAL	-	1,308,671	-	1,308,671	-
NON-INSTRUCTIONAL PERSONNEL COSTS					
Nurse	-	-	-	-	-
Librarian	-	-	-	-	-
Custodian	-	-	-	-	-
Security	-	-	-	-	-
Other	-	29,874	-	29,874	-
TOTAL NON-INSTRUCTIONAL	-	29,874	-	29,874	-
SUBTOTAL PERSONNEL SERVICE COSTS	-	1,776,884	-	1,776,884	-
PAYROLL TAXES AND BENEFITS					
Payroll Taxes		139,211	-	139,211	-
Fringe / Employee Benefits		191,447	-	191,447	-
Retirement / Pension		-	-	-	-
TOTAL PAYROLL TAXES AND BENEFITS		330,658	-	330,658	-
TOTAL PERSONNEL SERVICE COSTS	-	2,107,542	-	2,107,542	-

SCHOOL n					
Total Revenue	4,074,928	-	-	4,074,925	-
Total Expenses	3,981,059	-	-	3,985,559	-
Net Income	93,869	-	-	89,366	-
Actual Student Enrollment	789	-	-	789	-
		Quarter - 1/1 - 3/31		4th Quarter - 4/1 - 6/30	
*NOTE: Enrollment, Revenue and Expenditure Data IN the 'Total and Variance Analysis' Section is Based on LAST ACTUAL Quarter Completed		SCHOOL n			
		Current Budget	Variance	Actual	Current Budget Variance
CONTRACTED SERVICES					
Accounting / Audit	3,610	-		3,610	-
Legal	2,500	-		2,500	-
Management Company Fee	539,921	-		539,921	-
Nurse Services	-	-		-	-
Food Service / School Lunch	110,796	-		110,796	-
Payroll Services	6,173	-		6,173	-
Special Ed Services	12,500	-		12,500	-
Titlement Services (i.e. Title I)	-	-		-	-
Other Purchased / Professional / Consulting	117,750	-		117,750	-
TOTAL CONTRACTED SERVICES	793,250	-	-	793,250	-

SCHOOL n					
Total Revenue	4,074,928	-	-	4,074,925	-
Total Expenses	3,981,059	-	-	3,985,559	-
Net Income	93,869	-	-	89,366	-
Actual Student Enrollment	789	-	-	789	-
		Quarter - 1/1 - 3/31		4th Quarter - 4/1 - 6/30	
*NOTE: Enrollment, Revenue and Expenditure Data IN the 'Total and Variance Analysis' Section is Based on LAST ACTUAL Quarter Completed					
		Current Budget	Variance	Actual	Current Budget Variance
SCHOOL OPERATIONS					
Board Expenses	-	-		-	-
Classroom / Teaching Supplies & Materials	24,500	-		24,500	-
Special Ed Supplies & Materials	3,125	-		3,125	-
Textbooks / Workbooks	37,223	-		37,223	-
Supplies & Materials other	3,500	-		3,500	-
Equipment / Furniture	20,625	-		20,625	-
Telephone	26,250	-		26,250	-
Technology	11,255	-		11,255	-
Student Testing & Assessment	6,250	-		6,250	-
Field Trips	3,500	-		3,500	-
Transportation (student)	250	-		250	-
Student Services - other	7,563	-		7,563	-
Office Expense	33,750	-		33,750	-
Staff Development	36,500	-		36,500	-
Staff Recruitment	13,375	-		13,375	-
Student Recruitment / Marketing	1,625	-		1,625	-
School Meals / Lunch	-	-		-	-
Travel (Staff)	1,375	-		1,375	-
Fundraising	-	-		-	-
Other	32,000	-		32,000	-
TOTAL SCHOOL OPERATIONS	262,666	-	-	262,666	-
FACILITY OPERATION & MAINTENANCE					
Insurance	32,749	-		32,749	-
Janitorial	6,000	-		6,000	-
Building and Land Rent / Lease / Facility Finance Interest	595,603	-		595,603	-
Repairs & Maintenance	37,500	-		37,500	-
Equipment / Furniture	32,749	-		37,249	-
Security	-	-		-	-
Utilities	39,250	-		39,250	-
TOTAL FACILITY OPERATION & MAINTENANCE	743,851	-	-	748,351	-
DEPRECIATION & AMORTIZATION					
	73,750	-		73,750	-
RESERVES / CONTINGENCY					
	-	-		-	-
DEFERRED RENT					

SCHOOL					
n					
SCHOOL					
Total Revenue	4,074,928	-	-	4,074,925	-
Total Expenses	3,981,059	-	-	3,985,559	-
Net Income	93,869	-	-	89,366	-
Actual Student Enrollment	789	-	-	789	-
		Quarter - 1/1 - 3/31		4th Quarter - 4/1 - 6/30	
*NOTE: Enrollment, Revenue and Expenditure Data IN the 'Total and Variance Analysis' Section is Based on LAST ACTUAL Quarter Completed		Quarter - 1/1 - 3/31			
		Current		Current	
		Budget	Variance	Actual	Budget
					Variance
TOTAL EXPENSES	3,981,059	-	-	3,985,559	-
NET INCOME	93,869	-	-	89,366	-

SCHOOL					
n					
Total Revenue	4,074,928	-	-	4,074,925	-
Total Expenses	3,981,059	-	-	3,985,559	-
Net Income	93,869	-	-	89,366	-
Actual Student Enrollment	Quarter - 1/1 - 3/31	-	-	789	-
		Quarter - 1/1 - 3/31	4th Quarter - 4/1 - 6/30		
*NOTE: Enrollment, Revenue and Expenditure Data IN the 'Total and Variance Analysis' Section is Based on LAST ACTUAL Quarter Completed		Current		Current	
		Budget	Variance	Actual	Budget
ENROLLMENT - *School Districts Are Linked To Above Entries*					
NYC CHANCELLOR'S OFFICE	789	-	-	789	-
-	-	-	-	-	-
-	-	-	-	-	-
-	-	-	-	-	-
-	-	-	-	-	-
-	-	-	-	-	-
-	-	-	-	-	-
-	-	-	-	-	-
-	-	-	-	-	-
-	-	-	-	-	-
-	-	-	-	-	-
-	-	-	-	-	-
-	-	-	-	-	-
-	-	-	-	-	-
-	-	-	-	-	-
ALL OTHER School Districts: (Count = 0)	-	-	-	-	-
TOTAL ENROLLMENT	789	-	-	789	-
REVENUE PER PUPIL	5,165	-	-	5,165	-
EXPENSES PER PUPIL	5,046	-	-	5,051	-

Budget / Operating Plan

2018-19

Total Revenue	-	-	-	16,166,878	(16,166,878)	-	-	16,166,878
Total Expenses	-	-	-	15,854,872	15,854,872	-	-	15,854,872
Net Income	-	-	-	312,006	(312,006)	-	-	312,006
Actual Student Enrollment	-	-	-			-	-	

TOTALS AND VARIANCE ANALYSIS

*NOTE: Enrollment, Revenue and Expenditure Data IN the 'Total and Variance Analysis' Section is Based on LAST ACTUAL Quarter Completed		Actual	Current Budget (Current Quarter)	Actual vs. Current Budget	Current Budget - TY	Actual vs. Current Budget TY	Original Budget (Current Quarter)	Actual vs. Original Budget	Original Budget - TY
REVENUE									
REVENUES FROM STATE SOURCES									
Per Pupil Revenue	2018-19 Per Pupil Rate								
NYC CHANCELLOR'S OFFICE	15,307	-	-	-	12,077,223	(12,077,223)	-	-	12,077,223
-	-	-	-	-	-	-	-	-	-
-	-	-	-	-	-	-	-	-	-
-	-	-	-	-	-	-	-	-	-
-	-	-	-	-	-	-	-	-	-
-	-	-	-	-	-	-	-	-	-
-	-	-	-	-	-	-	-	-	-
-	-	-	-	-	-	-	-	-	-
-	-	-	-	-	-	-	-	-	-
-	-	-	-	-	-	-	-	-	-
-	-	-	-	-	-	-	-	-	-
-	-	-	-	-	-	-	-	-	-
-	-	-	-	-	-	-	-	-	-
-	-	-	-	-	-	-	-	-	-
-	-	-	-	-	-	-	-	-	-
ALL OTHER School Districts: (Count = 0)	-	-	-	-	-	-	-	-	-
TOTAL Per Pupil Revenue (Weighted Average Per Pupil Funding)	15,307	-	-	-	12,077,223	(12,077,223)	-	-	12,077,223
Special Education Revenue		-	-	-	1,030,376	(1,030,376)	-	-	1,030,376
Grants									
Stimulus		-	-	-	-	-	-	-	-
DYCD (Department of Youth and Community Development)		-	-	-	-	-	-	-	-
Other		-	-	-	-	-	-	-	-
NYC DoE Rental Assistance		-	-	-	1,966,960	(1,966,960)	-	-	1,966,960
Other		-	-	-	-	-	-	-	-
TOTAL REVENUE FROM STATE SOURCES		-	-	-	15,074,559	(15,074,559)	-	-	15,074,559
REVENUE FROM FEDERAL FUNDING									
IDEA Special Needs		-	-	-	80,340	(80,340)	-	-	80,340
Title I		-	-	-	251,000	(251,000)	-	-	251,000
Title Funding - Other		-	-	-	114,000	(114,000)	-	-	114,000
School Food Service (Free Lunch)		-	-	-	288,070	(288,070)	-	-	288,070
Grants									
Charter School Program (CSP) Planning & Implementation		-	-	-	200,000	(200,000)	-	-	200,000
Other		-	-	-	-	-	-	-	-

				CANARSIE ASCEND CHARTER SCHOOL				
				Budget / Operating Plan				
				2018-19				
Total Revenue	-	-	-	16,166,878	(16,166,878)	-	-	16,166,878
Total Expenses	-	-	-	15,854,872	15,854,872	-	-	15,854,872
Net Income	-	-	-	312,006	(312,006)	-	-	312,006
Actual Student Enrollment	-	-	-			-	-	
				TOTALS AND VARIANCE ANALYSIS				
*NOTE: Enrollment, Revenue and Expenditure Data IN the 'Total and Variance Analysis' Section is Based on LAST ACTUAL Quarter Completed				Current	Actual	Current	Actual	Original
				Budget	vs.	Budget - TY	vs.	Budget
				(Current	Current		Current	(Current
				Quarter)	Budget		Budget TY	Quarter)
				Actual				Original
								Budget -
Other				-	-	-	-	-
TOTAL REVENUE FROM FEDERAL SOURCES				-	-	933,410	(933,410)	-
LOCAL and OTHER REVENUE								
Contributions and Donations				-	-	-	-	-
Fundraising				-	-	-	-	-
Erate Reimbursement				-	-	84,620	(84,620)	-
Earnings on Investments				-	-	-	-	-
Interest Income				-	-	500	(500)	-
Food Service (Income from meals)				-	-	11,080	(11,080)	-
Text Book				-	-	62,709	(62,709)	-
OTHER				-	-	-	-	-
TOTAL REVENUE FROM LOCAL and OTHER SOURCES				-	-	158,909	(158,909)	-
TOTAL REVENUE				-	-	16,166,878	(16,166,878)	-

				CANARSIE ASCEND CHARTER SCHOOL				
				Budget / Operating Plan				
				2018-19				
Total Revenue	-	-	-	16,166,878	(16,166,878)	-	-	16,166,878
Total Expenses	-	-	-	15,854,872	15,854,872	-	-	15,854,872
Net Income	-	-	-	312,006	(312,006)	-	-	312,006
Actual Student Enrollment	-	-	-			-	-	
*NOTE: Enrollment, Revenue and Expenditure Data IN the 'Total and Variance Analysis' Section is Based on LAST ACTUAL Quarter Completed				TOTALS AND VARIANCE ANALYSIS				
				Actual	Current Budget (Current Quarter)	Actual vs. Current Budget	Current Budget - TY	Actual vs. Current Budget TY
EXPENSES								
ADMINISTRATIVE STAFF PERSONNEL COSTS								
Executive Management	-	Quarter 0	No. of Positions	-	-	-	-	-
Instructional Management	-			-	342,648	342,648	-	-
Deans, Directors & Coordinators	-			-	736,148	736,148	-	-
CFO / Director of Finance	-			-	-	-	-	-
Operation / Business Manager	-			-	213,240	213,240	-	-
Administrative Staff	-			-	461,320	461,320	-	-
TOTAL ADMINISTRATIVE STAFF	-			-	1,753,356	1,753,356	-	-
INSTRUCTIONAL PERSONNEL COSTS								
Teachers - Regular	-			-	2,869,448	2,869,448	-	-
Teachers - SPED	-			-	809,620	809,620	-	-
Substitute Teachers	-			-	-	-	-	-
Teaching Assistants	-			-	-	-	-	-
Specialty Teachers	-			-	729,840	729,840	-	-
Aides	-			-	176,852	176,852	-	-
Therapists & Counselors	-			-	432,512	432,512	-	-
Other	-			-	216,412	216,412	-	-
TOTAL INSTRUCTIONAL	-			-	5,234,684	5,234,684	-	-
NON-INSTRUCTIONAL PERSONNEL COSTS								
Nurse	-			-	-	-	-	-
Librarian	-			-	-	-	-	-
Custodian	-			-	-	-	-	-
Security	-			-	-	-	-	-
Other	-			-	119,496	119,496	-	-
TOTAL NON-INSTRUCTIONAL	-			-	119,496	119,496	-	-
SUBTOTAL PERSONNEL SERVICE COSTS								
				-	-	-	-	-
PAYROLL TAXES AND BENEFITS								
Payroll Taxes				-	556,844	556,844	-	-
Fringe / Employee Benefits				-	765,788	765,788	-	-
Retirement / Pension				-	-	-	-	-
TOTAL PAYROLL TAXES AND BENEFITS				-	1,322,632	1,322,632	-	-
TOTAL PERSONNEL SERVICE COSTS								
				-	8,430,168	8,430,168	-	-

	CANARSIE ASCEND CHARTER SCHOOL							
	Budget / Operating Plan							
	2018-19							
Total Revenue	-	-	-	16,166,878	(16,166,878)	-	-	16,166,878
Total Expenses	-	-	-	15,854,872	15,854,872	-	-	15,854,872
Net Income	-	-	-	312,006	(312,006)	-	-	312,006
Actual Student Enrollment	-	-	-			-	-	

*NOTE: Enrollment, Revenue and Expenditure Data IN the 'Total and Variance Analysis' Section is Based on LAST ACTUAL Quarter Completed	TOTALS AND VARIANCE ANALYSIS							
	Actual	Current Budget (Current Quarter)	Actual vs. Current Budget	Current Budget - TY	Actual vs. Current Budget TY	Original Budget (Current Quarter)	Actual vs. Original Budget	Original Budget - TY
CONTRACTED SERVICES								
Accounting / Audit	-	-	-	14,440	14,440	-	-	14,440
Legal	-	-	-	10,000	10,000	-	-	10,000
Management Company Fee	-	-	-	2,159,684	2,159,684	-	-	2,159,684
Nurse Services	-	-	-	-	-	-	-	-
Food Service / School Lunch	-	-	-	369,320	369,320	-	-	369,320
Payroll Services	-	-	-	24,692	24,692	-	-	24,692
Special Ed Services	-	-	-	50,000	50,000	-	-	50,000
Titlement Services (i.e. Title I)	-	-	-	-	-	-	-	-
Other Purchased / Professional / Consulting	-	-	-	471,000	471,000	-	-	471,000
TOTAL CONTRACTED SERVICES	-	-	-	3,099,136	3,099,136	-	-	3,099,136

				CANARSIE ASCEND CHARTER SCHOOL				
				Budget / Operating Plan				
				2018-19				
Total Revenue	-	-	-	16,166,878	(16,166,878)	-	-	16,166,878
Total Expenses	-	-	-	15,854,872	15,854,872	-	-	15,854,872
Net Income	-	-	-	312,006	(312,006)	-	-	312,006
Actual Student Enrollment	-	-	-			-	-	
				TOTALS AND VARIANCE ANALYSIS				
*NOTE: Enrollment, Revenue and Expenditure Data IN the 'Total and Variance Analysis' Section is Based on LAST ACTUAL Quarter Completed				Current	Actual	Actual	Original	Actual
				Budget	vs.	Current	Budget	vs.
				(Current	Current	Budget - TY	(Current	Original
				Quarter)	Budget		Quarter)	Budget
				Actual				Budget -
SCHOOL OPERATIONS								
Board Expenses	-	-	-	-	-	-	-	-
Classroom / Teaching Supplies & Materials	-	-	-	98,000	98,000	-	-	98,000
Special Ed Supplies & Materials	-	-	-	12,500	12,500	-	-	12,500
Textbooks / Workbooks	-	-	-	148,892	148,892	-	-	148,892
Supplies & Materials other	-	-	-	14,000	14,000	-	-	14,000
Equipment / Furniture	-	-	-	82,500	82,500	-	-	82,500
Telephone	-	-	-	105,000	105,000	-	-	105,000
Technology	-	-	-	45,020	45,020	-	-	45,020
Student Testing & Assessment	-	-	-	25,000	25,000	-	-	25,000
Field Trips	-	-	-	14,000	14,000	-	-	14,000
Transportation (student)	-	-	-	1,000	1,000	-	-	1,000
Student Services - other	-	-	-	30,252	30,252	-	-	30,252
Office Expense	-	-	-	135,000	135,000	-	-	135,000
Staff Development	-	-	-	146,000	146,000	-	-	146,000
Staff Recruitment	-	-	-	53,500	53,500	-	-	53,500
Student Recruitment / Marketing	-	-	-	6,500	6,500	-	-	6,500
School Meals / Lunch	-	-	-	-	-	-	-	-
Travel (Staff)	-	-	-	5,500	5,500	-	-	5,500
Fundraising	-	-	-	-	-	-	-	-
Other	-	-	-	128,000	128,000	-	-	128,000
TOTAL SCHOOL OPERATIONS	-	-	-	1,050,664	1,050,664	-	-	1,050,664
FACILITY OPERATION & MAINTENANCE								
Insurance	-	-	-	130,996	130,996	-	-	130,996
Janitorial	-	-	-	24,000	24,000	-	-	24,000
Building and Land Rent / Lease / Facility Finance Interest	-	-	-	2,382,412	2,382,412	-	-	2,382,412
Repairs & Maintenance	-	-	-	150,000	150,000	-	-	150,000
Equipment / Furniture	-	-	-	135,496	135,496	-	-	135,496
Security	-	-	-	-	-	-	-	-
Utilities	-	-	-	157,000	157,000	-	-	157,000
TOTAL FACILITY OPERATION & MAINTENANCE	-	-	-	2,979,904	2,979,904	-	-	2,979,904
DEPRECIATION & AMORTIZATION				-	-	-	-	-
RESERVES / CONTINGENCY				-	-	-	-	-
DEFERRED RENT				-	-	-	-	-

				CANARSIE ASCEND CHARTER SCHOOL				
				Budget / Operating Plan				
				2018-19				
Total Revenue	-	-	-	16,166,878	(16,166,878)	-	-	16,166,8
Total Expenses	-	-	-	15,854,872	15,854,872	-	-	15,854,8
Net Income	-	-	-	312,006	(312,006)	-	-	312,0
Actual Student Enrollment	-	-	-			-	-	
				TOTALS AND VARIANCE ANALYSIS				
*NOTE: Enrollment, Revenue and Expenditure Data IN the 'Total and Variance Analysis' Section is Based on LAST ACTUAL Quarter Completed				Current Budget (Current Quarter)	Actual vs. Current Budget	Current Budget - TY	Actual vs. Current Budget TY	Original Budget (Current Quarter)
				Actual				Original Budget
TOTAL EXPENSES	-	-	-	15,854,872	15,854,872	-	-	15,854,8
NET INCOME	-	-	-	312,006	(312,006)	-	-	312,0

				CANARSIE ASCEND CHARTER SCHOOL							
				Budget / Operating Plan							
				2018-19							
Total Revenue	-	-	-	16,166,878	(16,166,878)	-	-	16,166,878			
Total Expenses	-	-	-	15,854,872	15,854,872	-	-	15,854,872			
Net Income	-	-	-	312,006	(312,006)	-	-	312,006			
Actual Student Enrollment	-	-	-	TOTALS AND VARIANCE ANALYSIS							
				TOTALS AND VARIANCE ANALYSIS							
*NOTE: Enrollment, Revenue and Expenditure Data IN the 'Total and Variance Analysis' Section is Based on LAST ACTUAL Quarter Completed				Actual	Current Budget (Current Quarter)	Actual vs. Current Budget	Current Budget - TY	Actual vs. Current Budget TY	Original Budget (Current Quarter)	Actual vs. Original Budget	Original Budget -
ENROLLMENT - *School Districts Are Linked To Above Entries*				* Enrollment Data Based on Last Actual Quarter Completed							
NYC CHANCELLOR'S OFFICE				-	-	-		-	-		
-				-	-	-		-	-		
-				-	-	-		-	-		
-				-	-	-		-	-		
-				-	-	-		-	-		
-				-	-	-		-	-		
-				-	-	-		-	-		
-				-	-	-		-	-		
-				-	-	-		-	-		
-				-	-	-		-	-		
-				-	-	-		-	-		
-				-	-	-		-	-		
-				-	-	-		-	-		
-				-	-	-		-	-		
-				-	-	-		-	-		
-				-	-	-		-	-		
ALL OTHER School Districts: (Count = 0)				-	-	-		-	-		
TOTAL ENROLLMENT				-	-	-		-	-		
REVENUE PER PUPIL				-	-	-		-	-		
EXPENSES PER PUPIL				-	-	-		-	-		

Total Revenue		(16,166,878)	-	-
Total Expenses		15,854,872	-	-
Net Income		(312,006)	-	-
Actual Student Enrollment			-	-
*NOTE: Enrollment, Revenue and Expenditure Data IN the 'Total and Variance Analysis' Section is Based on LAST ACTUAL Quarter Completed		Actual vs. Original Budget TY	PY Actual (PY TY / No. of COMPLETED Actual CY	Actual CY vs. Actual PY
REVENUE				
REVENUES FROM STATE SOURCES				
Per Pupil Revenue	2018-19 Per Pupil Rate			
NYC CHANCELLOR'S OFFICE	15,307	(12,077,223)	-	-
-	-	-	-	-
-	-	-	-	-
-	-	-	-	-
-	-	-	-	-
-	-	-	-	-
-	-	-	-	-
-	-	-	-	-
-	-	-	-	-
-	-	-	-	-
-	-	-	-	-
-	-	-	-	-
-	-	-	-	-
-	-	-	-	-
-	-	-	-	-
-	-	-	-	-
ALL OTHER School Districts: (Count = 0)	-	-	-	-
TOTAL Per Pupil Revenue (Weighted Average Per Pupil Funding)	15,307	(12,077,223)	-	-
Special Education Revenue		(1,030,376)	-	-
Grants				
Stimulus		-	-	-
DYCD (Department of Youth and Community Development)		-	-	-
Other		-	-	-
NYC DoE Rental Assistance		(1,966,960)	-	-
Other		-	-	-
TOTAL REVENUE FROM STATE SOURCES		(15,074,559)	-	-
REVENUE FROM FEDERAL FUNDING				
IDEA Special Needs		(80,340)	-	-
Title I		(251,000)	-	-
Title Funding - Other		(114,000)	-	-
School Food Service (Free Lunch)		(288,070)	-	-
Grants				
Charter School Program (CSP) Planning & Implementation		(200,000)	-	-
Other		-	-	-

Total Revenue	(16,166,878)	-	-
Total Expenses	15,854,872	-	-
Net Income	(312,006)	-	-
Actual Student Enrollment		-	
*NOTE: Enrollment, Revenue and Expenditure Data IN the 'Total and Variance Analysis' Section is Based on LAST ACTUAL Quarter Completed	Actual vs. Original Budget TY	PY Actual (PY TY / No. of COMPLETED Actual CY	Actual CY vs. Actual PY
Other	-	-	-
TOTAL REVENUE FROM FEDERAL SOURCES	(933,410)	-	-
LOCAL and OTHER REVENUE			
Contributions and Donations	-	-	-
Fundraising	-	-	-
Erate Reimbursement	(84,620)	-	-
Earnings on Investments	-	-	-
Interest Income	(500)	-	-
Food Service (Income from meals)	(11,080)	-	-
Text Book	(62,709)	-	-
OTHER	-	-	-
TOTAL REVENUE FROM LOCAL and OTHER SOURCES	(158,909)	-	-
TOTAL REVENUE	(16,166,878)	-	-

Total Revenue	(16,166,878)	-	-
Total Expenses	15,854,872	-	-
Net Income	(312,006)	-	-
Actual Student Enrollment		-	-

***NOTE: Enrollment, Revenue and Expenditure Data IN the 'Total and Variance Analysis' Section is Based on LAST ACTUAL Quarter Completed**

Actual vs. Original Budget TY	PY Actual (PY TY / No. of COMPLETED Actual CY	Actual CY vs. Actual PY
--	--	--

EXPENSES

ADMINISTRATIVE STAFF PERSONNEL COSTS

	Quarter 0 No. of Positions			
Executive Management	-	-	-	-
Instructional Management	-	342,648	-	-
Deans, Directors & Coordinators	-	736,148	-	-
CFO / Director of Finance	-	-	-	-
Operation / Business Manager	-	213,240	-	-
Administrative Staff	-	461,320	-	-
TOTAL ADMINISTRATIVE STAFF	-	1,753,356	-	-

INSTRUCTIONAL PERSONNEL COSTS

Teachers - Regular	-	2,869,448	-	-
Teachers - SPED	-	809,620	-	-
Substitute Teachers	-	-	-	-
Teaching Assistants	-	-	-	-
Specialty Teachers	-	729,840	-	-
Aides	-	176,852	-	-
Therapists & Counselors	-	432,512	-	-
Other	-	216,412	-	-
TOTAL INSTRUCTIONAL	-	5,234,684	-	-

NON-INSTRUCTIONAL PERSONNEL COSTS

Nurse	-	-	-	-
Librarian	-	-	-	-
Custodian	-	-	-	-
Security	-	-	-	-
Other	-	119,496	-	-
TOTAL NON-INSTRUCTIONAL	-	119,496	-	-

SUBTOTAL PERSONNEL SERVICE COSTS

PAYROLL TAXES AND BENEFITS

Payroll Taxes		556,844	-	-
Fringe / Employee Benefits		765,788	-	-
Retirement / Pension		-	-	-
TOTAL PAYROLL TAXES AND BENEFITS		1,322,632	-	-

TOTAL PERSONNEL SERVICE COSTS

	-	8,430,168	-	-
--	---	-----------	---	---

--	--	--	--

Total Revenue	(16,166,878)	-	-
Total Expenses	15,854,872	-	-
Net Income	(312,006)	-	-
Actual Student Enrollment		-	
*NOTE: Enrollment, Revenue and Expenditure Data IN the 'Total and Variance Analysis' Section is Based on LAST ACTUAL Quarter Completed		Actual vs. Original Budget TY	PY Actual (PY TY / No. of COMPLETED Actual CY Actual CY vs. Actual PY
CONTRACTED SERVICES			
Accounting / Audit	14,440	-	-
Legal	10,000	-	-
Management Company Fee	2,159,684	-	-
Nurse Services	-	-	-
Food Service / School Lunch	369,320	-	-
Payroll Services	24,692	-	-
Special Ed Services	50,000	-	-
Titlement Services (i.e. Title I)	-	-	-
Other Purchased / Professional / Consulting	471,000	-	-
TOTAL CONTRACTED SERVICES	3,099,136	-	-

Total Revenue	(16,166,878)	-	-
Total Expenses	15,854,872	-	-
Net Income	(312,006)	-	-
Actual Student Enrollment		-	
*NOTE: Enrollment, Revenue and Expenditure Data IN the 'Total and Variance Analysis' Section is Based on LAST ACTUAL Quarter Completed	Actual vs. Original Budget TY	PY Actual (PY TY / No. of COMPLETED Actual CY	Actual CY vs. Actual PY
SCHOOL OPERATIONS			
Board Expenses	-	-	-
Classroom / Teaching Supplies & Materials	98,000	-	-
Special Ed Supplies & Materials	12,500	-	-
Textbooks / Workbooks	148,892	-	-
Supplies & Materials other	14,000	-	-
Equipment / Furniture	82,500	-	-
Telephone	105,000	-	-
Technology	45,020	-	-
Student Testing & Assessment	25,000	-	-
Field Trips	14,000	-	-
Transportation (student)	1,000	-	-
Student Services - other	30,252	-	-
Office Expense	135,000	-	-
Staff Development	146,000	-	-
Staff Recruitment	53,500	-	-
Student Recruitment / Marketing	6,500	-	-
School Meals / Lunch	-	-	-
Travel (Staff)	5,500	-	-
Fundraising	-	-	-
Other	128,000	-	-
TOTAL SCHOOL OPERATIONS	1,050,664	-	-
FACILITY OPERATION & MAINTENANCE			
Insurance	130,996	-	-
Janitorial	24,000	-	-
Building and Land Rent / Lease / Facility Finance Interest	2,382,412	-	-
Repairs & Maintenance	150,000	-	-
Equipment / Furniture	135,496	-	-
Security	-	-	-
Utilities	157,000	-	-
TOTAL FACILITY OPERATION & MAINTENANCE	2,979,904	-	-
DEPRECIATION & AMORTIZATION	295,000	-	-
RESERVES / CONTINGENCY	-	-	-
DEFERRED RENT			

--

Total Revenue	(16,166,878)	-	-
Total Expenses	15,854,872	-	-
Net Income	(312,006)	-	-
Actual Student Enrollment		-	
*NOTE: Enrollment, Revenue and Expenditure Data IN the 'Total and Variance Analysis' Section is Based on LAST ACTUAL Quarter Completed	Actual vs. Original Budget TY	PY Actual (PY TY / No. of COMPLETED Actual CY	Actual CY vs. Actual PY
TOTAL EXPENSES	15,854,872	=	=
NET INCOME	(312,006)	=	=

				-
				-
Total Revenue	(16,166,878)	-	-	-
Total Expenses	15,854,872	-	-	-
Net Income	(312,006)	-	-	-
Actual Student Enrollment		-		-
*NOTE: Enrollment, Revenue and Expenditure Data IN the 'Total and Variance Analysis' Section is Based on LAST ACTUAL Quarter Completed		Actual vs. Original Budget TY	PY Actual (PY TY / No. of COMPLETED Actual CY	Actual CY vs. Actual PY
ENROLLMENT - *School Districts Are Linked To Above Entries*				
NYC CHANCELLOR'S OFFICE				-
-				-
-				-
-				-
-				-
-				-
-				-
-				-
-				-
-				-
-				-
-				-
-				-
-				-
-				-
ALL OTHER School Districts: (Count = 0)				-
TOTAL ENROLLMENT				-
REVENUE PER PUPIL				-
EXPENSES PER PUPIL				-



Annual Report Requirement
for SUNY Authorized Charter Schools
CANARSIE ASCEND CHARTER SCHOOL
2018-19

Administrative
expenditures per pupil:

\$0.00

Per NYS Statute

Administrative expenditures per pupil: the sum of all general administration salaries and other general administration expenditures divided by the total number of enrolled students. Employee benefit costs or expenditures should not be reported here.

***NOTE: THIS TAB ONLY NEEDS TO BE COMPLETED FOR Q4**



**DISCLOSURE OF FINANCIAL INTEREST
BY A NOT-FOR-PROFIT CHARTER SCHOOL
EDUCATION CORPORATION TRUSTEE**

1. Name of education corporation: ASCEND CHARTER SCHOOLS
2. Trustee's name (print): E. KUAKU ANDOH
3. Position(s) on board, if any: (e.g., chair, treasurer, committee chair, etc.): TRUSTEE

4. Home address:

5. Business Address:

6. Daytime phone:

7. E-mail:


8. Is Trustee an employee of the education corporation? ____ Yes. ☒ No. If you checked yes, please provide a description of the position you hold, your salary and your start date.

9. Identify each interest/transaction (and provide the requested information) that you or any of your immediate family members have held or engaged in with the education corporation during the prior school year. If there has been no such financial interest or transaction, please write "None." Please note that if you answered yes to Question 8, you need not disclose again your employment status, salary, etc.

Date(s)	Nature of Financial Interest/Transaction	Steps Taken to Avoid a Conflict of Interest, (e.g., did not vote, did not participate in discussion)	Identity of Person Holding Interest or Engaging in Transaction (e.g., you and/or immediate family member (name))
NONE			
Please write "None" if applicable. Do not leave this space blank.			

10. Identify each individual, business, corporation, union association, firm, partnership, committee proprietorship, franchise holding company, joint stock company, business or real estate trust, non-profit organization, or other organization or group of people doing business with the education corporation *and* in which such entity, during the preceding school year (July 1 – June 30), you and/or your immediate family member(s) had a financial interest or other relationship. If you are a member, director, officer or employee of an organization formally partnered with the education corporation that is doing business with the education corporation through a management or services agreement, you need not list every transaction between such entity and the education corporation that is pursuant to such agreement; rather, please identify only the name of the entity, your position in the entity as well as the relationship between such entity and the education corporation. If there was no financial interest, please *write "None."*

Entity Conducting Business with the Education Corporation	Nature of Business Conducted	Approximate Value of the Business Conducted	Name of Trustee and/or Immediate Family Holding an Interest in the Entity Conducting Business with the Education Corporation and the Nature of the Interest	Steps Taken to Avoid Conflict of Interest
<p style="text-align: center;"><i>Please write "None" if applicable. Do not leave this space blank.</i></p>				



 Signature

7/26/2018

 Date



**DISCLOSURE OF FINANCIAL INTEREST
BY A NOT-FOR-PROFIT CHARTER SCHOOL
EDUCATION CORPORATION TRUSTEE**

1. Name of education corporation: _____ Ascend Public Charter Schools _____
2. Trustee's name (print): _____ Shelly Cleary _____
3. Position(s) on board, if any: (e.g., chair, treasurer, committee chair, etc.): _____
_____ Treasurer _____
4. Home address: _____
5. Business Address: _____
6. Daytime phone: _____
7. E-mail: _____
8. Is Trustee an employee of the education corporation? ____ Yes. ☒ No. If you checked yes, please provide a description of the position you hold, your salary and your start date.

9. Identify each interest/transaction (and provide the requested information) that you or any of your immediate family members have held or engaged in with the education corporation during the prior school year. If there has been no such financial interest or transaction, please *write "None."* Please note that if you answered yes to Question 8, you need not disclose again your employment status, salary, etc.


Date(s)	Nature of Financial Interest/Transaction	Steps Taken to Avoid a Conflict of Interest, (e.g., did not vote, did not participate in discussion)	Identity of Person Holding Interest or Engaging in Transaction (e.g., you and/or immediate family member (name))
	None		
Please write "None" if applicable. Do not leave this space blank.			

10. Identify each individual, business, corporation, union association, firm, partnership, committee proprietorship, franchise holding company, joint stock company, business or real estate trust, non-profit organization, or other organization or group of people doing business with the education corporation *and* in which such entity, during the preceding school year (July 1 – June 30), you and/or your immediate family member(s) had a financial interest or other relationship. If you are a member, director, officer or employee of an organization formally partnered with the education corporation that is doing business with the education corporation through a management or services agreement, you need not list every transaction between such entity and the education corporation that is pursuant to such agreement; rather, please identify only the name of the entity, your position in the entity as well as the relationship between such entity and the education corporation. If there was no financial interest, please write "None."


Entity Conducting Business with the Education Corporation	Nature of Business Conducted	Approximate Value of the Business Conducted	Name of Trustee and/or Immediate Family Holding an Interest in the Entity Conducting Business with the Education Corporation and the Nature of the Interest	Steps Taken to Avoid Conflict of Interest
<p style="text-align: center;">None</p> <p style="text-align: center;"><i>Please write "None" if applicable. Do not leave this space blank.</i></p>				



Signature



Date



**DISCLOSURE OF FINANCIAL INTEREST
BY A NOT-FOR-PROFIT CHARTER SCHOOL
EDUCATION CORPORATION TRUSTEE**

1. Name of education corporation: Brooklyn Ascend Charter Schools
2. Trustee's name (print): Amanda Craft
3. Position(s) on board, if any: (e.g., chair, treasurer, committee chair, etc.): _____
Secretary, Hiring Committee, Academic Committee, Executive Committee
4. Home address: _____
5. Business Address: _____
6. Daytime phone: _____
7. E-mail: _____
8. Is Trustee an employee of the education corporation? ____Yes. ☒ No. If you checked yes, please provide a description of the position you hold, your salary and your start date.

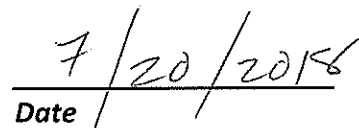
9. Identify each interest/transaction (and provide the requested information) that you or any of your immediate family members have held or engaged in with the education corporation during the prior school year. If there has been no such financial interest or transaction, please *write "None."* Please note that if you answered yes to Question 8, you need not disclose again your employment status, salary, etc.

Date(s)	Nature of Financial Interest/Transaction	Steps Taken to Avoid a Conflict of Interest, (e.g., did not vote, did not participate in discussion)	Identity of Person Holding Interest or Engaging in Transaction (e.g., you and/or immediate family member (name))
NONE			

10. Identify each individual, business, corporation, union association, firm, partnership, committee proprietorship, franchise holding company, joint stock company, business or real estate trust, non-profit organization, or other organization or group of people doing business with the education corporation *and* in which such entity, during the preceding school year (July 1 – June 30), you and/or your immediate family member(s) had a financial interest or other relationship. If you are a member, director, officer or employee of an organization formally partnered with the education corporation that is doing business with the education corporation through a management or services agreement, you need not list every transaction between such entity and the education corporation that is pursuant to such agreement; rather, please identify only the name of the entity, your position in the entity as well as the relationship between such entity and the education corporation. If there was no financial interest, please *write "None."*

Entity Conducting Business with the Education Corporation	Nature of Business Conducted	Approximate Value of the Business Conducted	Name of Trustee and/or Immediate Family Holding an Interest in the Entity Conducting Business with the Education Corporation and the Nature of the Interest	Steps Taken to Avoid Conflict of Interest
NONE				


Signature


Date

**DISCLOSURE OF FINANCIAL INTEREST
BY A NOT-FOR-PROFIT CHARTER SCHOOL
EDUCATION CORPORATION TRUSTEE**

1. Name of education corporation: Ascend Charter Schools
2. Trustee's name (print): Stephanie Mauterstock
3. Position(s) on board, if any: (e.g., chair, treasurer, committee chair, etc.): President

4. Home address:

5. Business Address:

6. Daytime phone:

7. E-mail:


8. Is Trustee an employee of the education corporation? ____Yes. ☒ No. If you checked yes, please provide a description of the position you hold, your salary and your start date.

9. Identify each interest/transaction (and provide the requested information) that you or any of your immediate family members have held or engaged in with the education corporation during the prior school year. If there has been no such financial interest or transaction, please *write "None."* Please note that if you answered yes to Question 8, you need not disclose again your employment status, salary, etc.

Date(s)	Nature of Financial Interest/Transaction	Steps Taken to Avoid a Conflict of Interest, (e.g., did not vote, did not participate in discussion)	Identity of Person Holding Interest or Engaging in Transaction (e.g., you and/or immediate family member (name))
	NONE		
<i>Please write "None" if applicable. Do not leave this space blank.</i>			

10. Identify each individual, business, corporation, union association, firm, partnership, committee proprietorship, franchise holding company, joint stock company, business or real estate trust, non-profit organization, or other organization or group of people doing business with the education corporation *and* in which such entity, during the preceding school year (July 1 – June 30), you and/or your immediate family member(s) had a financial interest or other relationship. If you are a member, director, officer or employee of an organization formally partnered with the education corporation that is doing business with the education corporation through a management or services agreement, you need not list every transaction between such entity and the education corporation that is pursuant to such agreement; rather, please identify only the name of the entity, your position in the entity as well as the relationship between such entity and the education corporation. If there was no financial interest, please *write "None."*

Entity Conducting Business with the Education Corporation	Nature of Business Conducted	Approximate Value of the Business Conducted	Name of Trustee and/or Immediate Family Holding an Interest in the Entity Conducting Business with the Education Corporation and the Nature of the Interest	Steps Taken to Avoid Conflict of Interest
Please write "None" if applicable. Do not leave this space blank.				


Stephanie Mouterstock

July 24, 2018
Date

**DISCLOSURE OF FINANCIAL INTEREST
BY A NOT-FOR-PROFIT CHARTER SCHOOL
EDUCATION CORPORATION TRUSTEE**

1. Name of education corporation: Ascend Charter Schools

2. Trustee's name (print): Kathleen A. Quirk

3. Position(s) on board, if any: (e.g., chair, treasurer, committee chair, etc.): _____

Vice Chair

4. Home address: _____

5. Business Address _____

6. Daytime phone: _____

7. E-mail: _____

8. Is Trustee an employee of the education corporation? ____Yes. ☒ No. If you checked yes, please provide a description of the position you hold, your salary and your start date.

9. Identify each interest/transaction (and provide the requested information) that you or any of your immediate family members have held or engaged in with the education corporation during the prior school year. If there has been no such financial interest or transaction, please *write "None."* Please note that if you answered yes to Question 8, you need not disclose again your employment status, salary, etc.

Date(s)	Nature of Financial Interest/Transaction	Steps Taken to Avoid a Conflict of Interest, (e.g., did not vote, did not participate in discussion)	Identity of Person Holding Interest or Engaging in Transaction (e.g., you and/or immediate family member (name))
		NONE	

10. Identify each individual, business, corporation, union association, firm, partnership, committee proprietorship, franchise holding company, joint stock company, business or real estate trust, non-profit organization, or other organization or group of people doing business with the education corporation *and* in which such entity, during the preceding school year (July 1 – June 30), you and/or your immediate family member(s) had a financial interest or other relationship. If you are a member, director, officer or employee of an organization formally partnered with the education corporation that is doing business with the education corporation through a management or services agreement, you need not list every transaction between such entity and the education corporation that is pursuant to such agreement; rather, please identify only the name of the entity, your position in the entity as well as the relationship between such entity and the education corporation. If there was no financial interest, please *write "None."*

Entity Conducting Business with the Education Corporation	Nature of Business Conducted	Approximate Value of the Business Conducted	Name of Trustee and/or Immediate Family Holding an Interest in the Entity Conducting Business with the Education Corporation and the Nature of the Interest	Steps Taken to Avoid Conflict of Interest
			<i>None</i>	



Signature

07.27.2018
Date

**DISCLOSURE OF FINANCIAL INTEREST
BY A NOT-FOR-PROFIT CHARTER SCHOOL
EDUCATION CORPORATION TRUSTEE**

1. Name of education corporation: Ascend Charter Schools
2. Trustee's name (print): Christine Schlendorf
3. Position(s) on board, if any: (e.g., chair, treasurer, committee chair, etc.): Board Member

4. Home address: _____
5. Business Address: _____
6. Daytime phone: _____
7. E-mail: _____

8. Is Trustee an employee of the education corporation? ____ Yes. X No. If you checked yes, please provide a description of the position you hold, your salary and your start date.

9. Identify each interest/transaction (and provide the requested information) that you or any of your immediate family members have held or engaged in with the education corporation during the prior school year. If there has been no such financial interest or transaction, please *write "None."* Please note that if you answered yes to Question 8, you need not disclose again your employment status, salary, etc.

Date(s)	Nature of Financial Interest/Transaction	Steps Taken to Avoid a Conflict of Interest, (e.g., did not vote, did not participate in discussion)	Identity of Person Holding Interest or Engaging in Transaction (e.g., you and/or immediate family member (name))
None	Please write "None" if applicable. Do not leave this space blank.		

10. Identify each individual, business, corporation, union association, firm, partnership, committee proprietorship, franchise holding company, joint stock company, business or real estate trust, non-profit organization, or other organization or group of people doing business with the education corporation *and* in which such entity, during the preceding school year (July 1 – June 30), you and/or your immediate family member(s) had a financial interest or other relationship. If you are a member, director, officer or employee of an organization formally partnered with the education corporation that is doing business with the education corporation through a management or services agreement, you need not list every transaction between such entity and the education corporation that is pursuant to such agreement; rather, please identify only the name of the entity, your position in the entity as well as the relationship between such entity and the education corporation. If there was no financial interest, please write “None.”

Entity Conducting Business with the Education Corporation	Nature of Business Conducted	Approximate Value of the Business Conducted	Name of Trustee and/or Immediate Family Holding an Interest in the Entity Conducting Business with the Education Corporation and the Nature of the Interest	Steps Taken to Avoid Conflict of Interest
None				
<i>Please write “None” if applicable. Do not leave this space blank.</i>				



 Signature

7/23/18

 Date



**DISCLOSURE OF FINANCIAL INTEREST
BY A NOT-FOR-PROFIT CHARTER SCHOOL
EDUCATION CORPORATION TRUSTEE**

1. Name of education corporation: Ascend Charter Schools
2. Trustee's name (print): Nadine Sylvester
3. Position(s) on board, if any: (e.g., chair, treasurer, committee chair, etc.): _____

4. Home address: _____
5. Business Address: _____
6. Daytime phone: _____
7. E-mail: _____

8. Is Trustee an employee of the education corporation? Yes X No. If you checked yes, please provide a description of the position you hold, your salary and your start date.

9. Identify each interest/transaction (and provide the requested information) that you or any of your immediate family members have held or engaged in with the education corporation during the prior school year. If there has been no such financial interest or transaction, please write "None." Please note that if you answered yes to Question 8, you need not disclose again your employment status, salary, etc.

Date(s)	Nature of Financial Interest/Transaction	Steps Taken to Avoid a Conflict of Interest, (e.g., did not vote, did not participate in discussion)	Identity of Person Holding Interest or Engaging in Transaction (e.g., you and/or immediate family member (name))
		NONE	

10. Identify each individual, business, corporation, union association, firm, partnership, committee proprietorship, franchise holding company, joint stock company, business or real estate trust, non-profit organization, or other organization or group of people doing business with the education corporation *and* in which such entity, during the preceding school year (July 1 – June 30), you and/or your immediate family member(s) had a financial interest or other relationship. If you are a member, director, officer or employee of an organization formally partnered with the education corporation that is doing business with the education corporation through a management or services agreement, you need not list every transaction between such entity and the education corporation that is pursuant to such agreement; rather, please identify only the name of the entity, your position in the entity as well as the relationship between such entity and the education corporation. If there was no financial interest, please write "None."

Entity Conducting Business with the Education Corporation	Nature of Business Conducted	Approximate Value of the Business Conducted	Name of Trustee and/or Immediate Family Holding an Interest in the Entity Conducting Business with the Education Corporation and the Nature of the Interest	Steps Taken to Avoid Conflict of Interest
		None		


Signature

6/29/2018
Date



**DISCLOSURE OF FINANCIAL INTEREST
BY A NOT-FOR-PROFIT CHARTER SCHOOL
EDUCATION CORPORATION TRUSTEE**


1. Name of education corporation: Ascend Public Charter Schools
2. Trustee's name (print): Oral Walcott
3. Position(s) on board, if any: (e.g., chair, treasurer, committee chair, etc.): _Nominating Committee and Hiring Committee member.
4. Home address: [REDACTED]
5. Business Address: [REDACTED]
6. Daytime phone: [REDACTED]
7. E-mail: [REDACTED]
8. Is Trustee an employee of the education corporation? ____Yes. XNo. If you checked yes, please provide a description of the position you hold, your salary and your start date.

9. Identify each interest/transaction (and provide the requested information) that you or any of your immediate family members have held or engaged in with the education corporation during the prior school year. If there has been no such financial interest or transaction, please *write "None."* Please note that if you answered yes to Question 8, you need not disclose again your employment status, salary, etc.

Date(s)	Nature of Financial Interest/Transaction	Steps Taken to Avoid a Conflict of Interest, (e.g., did not vote, did not participate in discussion)	Identity of Person Holding Interest or Engaging in Transaction (e.g., you and/or immediate family member (name))
	NONE	NONE	NONE
<i>Please write "None" if applicable. Do not leave this space blank.</i>			

10. Identify each individual, business, corporation, union association, firm, partnership, committee proprietorship, franchise holding company, joint stock company, business or real estate trust, non-profit organization, or other organization or group of people doing business with the education corporation *and* in which such entity, during the preceding school year (July 1 – June 30), you and/or your immediate family member(s) had a financial interest or other relationship. If you are a member, director, officer or employee of an organization formally partnered with the education corporation that is doing business with the education corporation through a management or services agreement, you need not list every transaction between such entity and the education corporation that is pursuant to such agreement; rather, please identify only the name of the entity, your position in the entity as well as the relationship between such entity and the education corporation. If there was no financial interest, please *write "None."*

Entity Conducting Business with the Education Corporation	Nature of Business Conducted	Approximate Value of the Business Conducted	Name of Trustee and/or Immediate Family Holding an Interest in the Entity Conducting Business with the Education Corporation and the Nature of the Interest	Steps Taken to Avoid Conflict of Interest
NONE	NONE	NONE		
<i>Please write "None" if applicable. Do not leave this space blank.</i>				



 Signature

July 25, 2018
Date



Entry 8 BOT Table

Last updated: 07/30/2018

1. Current Board Member Information (Enter info for each BOT member)

	Trustee Name and Email Address	Position on the Board	Committee Affiliations	Voting Member Per By-Laws (Y/N)	Number of Terms Served	Start Date of Current Term (MM/DD/YYYY)	End Date of Current Term (MM/DD/YYYY)	Board Meetings Attended During 2017-18
1	Stephanie Mauterstock [REDACTED]	Chair	Executive, Finance, Nominating	Yes	3	07/01/2018	07/01/2019	8
2	Kathleen Quirk [REDACTED]	Vice Chair	Executive, Education, Finance, Hiring	Yes	3	07/01/2018	07/01/2019	10
3	Amanda Craft [REDACTED]	Secretary	Executive, Education, Hiring	Yes	3	07/01/2018	07/01/2019	8
4	Shelly Cleary [REDACTED]	Treasurer	Executive, Finance	Yes	2	07/01/2018	07/01/2019	9
5	Kwaku Andoh [REDACTED]	Trustee/Member	Education, Finance	Yes	3	07/01/2018	07/01/2019	8
6	Christine Schlendorff [REDACTED]	Trustee/Member	Finance	Yes	3	07/01/2018	07/01/2019	8

7	Nadine Sylvester [REDACTED]	Trustee/Member	Education, Nominating	Yes	1	07/01/2018	07/01/2019	
8	Oral Walcott [REDACTED]	Trustee/Member	Executive, Hiring, Nominating	Yes	3	07/01/2018	07/01/2019	10
9								

1a. Are there more than 9 members of the Board of Trustees? No

2. Total number of members on June 30, 2018 8

3. Total number of members joining the Board during the 2017-18 school year 1

4. Total number of members departing the Board during the 2017-18 school year 1

5. Number of voting members in 2017-18, as set by the by-laws, resolution or minutes 8

6. Number of Board meetings conducted during the 2017-18 School Year 11

7. Number of Board meetings scheduled for the coming 2018-19 school year 12

Thank you.



Entry 10 Enrollment and Retention of Special Populations

Created: 07/30/2018 • Last updated: 08/01/2018

Instructions for Reporting Enrollment and Retention Strategies

Describe the efforts the charter school has made in 2017-18 toward meeting targets to attract and retain enrollment of students with disabilities, English language learners, and students who are economically disadvantaged. In addition, describe the school's plans for meeting or making progress toward meeting its enrollment and retention targets in 2018-19.

CANARSIE ASCEND CS (SUNY TRUSTEES)Section Heading

Recruitment/Attraction Efforts Toward Meeting Targets

	Describe Recruitment Efforts in 2017-18	Describe Recruitment Plans in 2018-19)
	<p>Ascend Public Charter Schools is committed to serving all students, regardless of disabilities, English language learner (ELL) status, or economic disadvantage. Communication with potential applications and with current families remains an important priority for recruitment and retention. Ascend maintains an engaging and recently fully-redesigned website where families can learn about Ascend's mission and core values and gain more information about curriculum and school culture. Ascend continues to attract and recruit students with disabilities, English language learners, and economically disadvantaged students in numbers comparable to the host district in which the school resides, and the school will ensure that such students are welcomed warmly and served effectively. Staff members visit neighborhood and conduct tabling events at feeder schools (pre-schools, including Head Start facilities and elementary schools) that serve high populations of students who are learning English as a second language and who have special education needs. The network recruitment team and staff recruits students</p>	<p>In 2018-19, we will continue to implement our current recruitment strategies and enhance them, to ensure that these populations make up a significant portion of our applications. Ascend Public Charter Schools is committed to serving all students, regardless of disabilities, English language learner (ELL) status, or economic disadvantage. Communication with potential applications and with current families remains an important priority for recruitment and retention. Ascend maintains an engaging and recently fully-redesigned website where families can learn about Ascend's mission and core values and gain more information about curriculum and school culture. Ascend continues to attract and recruit students with disabilities, English language learners, and economically disadvantaged students in numbers comparable to the host district in which the school resides, and the school will ensure that such students are welcomed warmly and served effectively. Staff members visit neighborhood and conduct tabling events at feeder schools (pre-schools, including Head Start facilities and elementary schools) that serve high populations of students who are learning</p>

Econom
ically
Disadva
ntaged

by reaching out to doctors' offices, churches, grocery stores, restaurants, early intervention service-providers and agencies, public housing units, and diverse community organizations, including those that serve children with disabilities and English language learners. With economically disadvantaged residents highly concentrated and constituting the vast majority of district residents, we are confident in our ability to continue reaching and recruiting from this population through these efforts.

At-risk students are knowledgeable about Ascend's philosophy of inclusion and individualized programs for special populations. We maintain a positive rapport with the Committee on Special Education (CSE) which commends our overall philosophy and strategies towards integration of special populations; the CSE speaks highly of our special education programming and services when interacting with families. Ascend conducts a rigorous recruitment campaign throughout Central Brooklyn to ensure that the families of economically disadvantaged children, students with special needs, and English Language Learners are aware of the opportunity to enroll in Ascend schools. Marketing materials translated into Spanish and French emphasize that the schools are tuition-free public schools of choice that welcome and serve all children. Ascend schools impose no admissions preconditions or requirements, and preference for admission is given to residents of the school's host CSD in order to ensure the school population reflects that of its host community. Families are strongly encouraged but never required to attend meetings or information sessions, adhere to the school's mission or philosophy, or sign any agreements or contracts imposing responsibilities or commitments, such as reviewing homework or volunteering for the school.

English as a second language and who have special education needs. The network recruitment team and staff recruits students by reaching out to doctors' offices, churches, grocery stores, restaurants, early intervention service-providers and agencies, public housing units, and diverse community organizations, including those that serve children with disabilities and English language learners. With economically disadvantaged residents highly concentrated and constituting the vast majority of district residents, we are confident in our ability to continue reaching and recruiting from this population through these efforts.

At-risk students are knowledgeable about Ascend's philosophy of inclusion and individualized programs for special populations. We maintain a positive rapport with the Committee on Special Education (CSE) which commends our overall philosophy and strategies towards integration of special populations; the CSE speaks highly of our special education programming and services when interacting with families. Ascend conducts a rigorous recruitment campaign throughout Central Brooklyn to ensure that the families of economically disadvantaged children, students with special needs, and English Language Learners are aware of the opportunity to enroll in Ascend schools. Marketing materials translated into Spanish and French emphasize that the schools are tuition-free public schools of choice that welcome and serve all children. Ascend schools impose no admissions preconditions or requirements, and preference for admission is given to residents of the school's host CSD in order to ensure the school population reflects that of its host community. Families are strongly encouraged but never required to attend meetings or information sessions, adhere to the school's mission or philosophy, or sign any agreements or contracts imposing responsibilities or commitments, such as reviewing homework or volunteering for the school.

In 2018-19, we will continue to implement our current recruitment strategies and

Ascend Public Charter Schools is committed to serving all students, regardless of disabilities, English language learner (ELL) status, or economic disadvantage. Communication with potential applications and with current families remains an important priority for recruitment and retention. Ascend maintains an engaging and recently fully-redesigned website where families can learn about Ascend's mission and core values and gain more information about curriculum and school culture. Ascend continues to attract and recruit students with disabilities, English language learners, and economically disadvantaged students in numbers comparable to the host district in which the school resides, and the school will ensure that such students are welcomed warmly and served effectively. Staff members visit neighborhood and conduct tabling events at feeder schools (pre-schools, including Head Start facilities and elementary schools) that serve high populations of students who are learning English as a second language and who have special education needs. The network recruitment team and staff recruits students by reaching out to doctors' offices, churches, grocery stores, restaurants, early intervention service-providers and agencies, public housing units, and diverse community organizations, including those that serve children with disabilities and English language learners. With economically disadvantaged residents highly concentrated and constituting the vast majority of district residents, we are confident in our ability to continue reaching and recruiting from this population through these efforts.

At-risk students are knowledgeable about Ascend's philosophy of inclusion and individualized programs for special populations. We maintain a positive rapport with the Committee on Special Education (CSE) which commends our overall philosophy and strategies towards integration of special populations; the CSE speaks highly of our special education programming and services when interacting with families. Ascend conducts a rigorous recruitment campaign throughout Central Brooklyn to ensure that the families of

enhance them, to ensure that these populations make up a significant portion of our applications. Ascend Public Charter Schools is committed to serving all students, regardless of disabilities, English language learner (ELL) status, or economic disadvantage. Communication with potential applications and with current families remains an important priority for recruitment and retention. Ascend maintains an engaging and recently fully-redesigned website where families can learn about Ascend's mission and core values and gain more information about curriculum and school culture. Ascend continues to attract and recruit students with disabilities, English language learners, and economically disadvantaged students in numbers comparable to the host district in which the school resides, and the school will ensure that such students are welcomed warmly and served effectively. Staff members visit neighborhood and conduct tabling events at feeder schools (pre-schools, including Head Start facilities and elementary schools) that serve high populations of students who are learning English as a second language and who have special education needs. The network recruitment team and staff recruits students by reaching out to doctors' offices, churches, grocery stores, restaurants, early intervention service-providers and agencies, public housing units, and diverse community organizations, including those that serve children with disabilities and English language learners. With economically disadvantaged residents highly concentrated and constituting the vast majority of district residents, we are confident in our ability to continue reaching and recruiting from this population through these efforts.

At-risk students are knowledgeable about Ascend's philosophy of inclusion and individualized programs for special populations. We maintain a positive rapport with the Committee on Special Education (CSE) which commends our overall philosophy and strategies towards integration of special populations; the CSE speaks highly of our special education programming and services when interacting

economically disadvantaged children, students with special needs, and English Language Learners are aware of the opportunity to enroll in Ascend schools. Marketing materials translated into Spanish and French emphasize that the schools are tuition-free public schools of choice that welcome and serve all children. Ascend schools impose no admissions preconditions or requirements, and preference for admission is given to residents of the school's host CSD in order to ensure the school population reflects that of its host community. Families are strongly encouraged but never required to attend meetings or information sessions, adhere to the school's mission or philosophy, or sign any agreements or contracts imposing responsibilities or commitments, such as reviewing homework or volunteering for the school.

with families. Ascend conducts a rigorous recruitment campaign throughout Central Brooklyn to ensure that the families of economically disadvantaged children, students with special needs, and English Language Learners are aware of the opportunity to enroll in Ascend schools. Marketing materials translated into Spanish and French emphasize that the schools are tuition-free public schools of choice that welcome and serve all children. Ascend schools impose no admissions preconditions or requirements, and preference for admission is given to residents of the school's host CSD in order to ensure the school population reflects that of its host community. Families are strongly encouraged but never required to attend meetings or information sessions, adhere to the school's mission or philosophy, or sign any agreements or contracts imposing responsibilities or commitments, such as reviewing homework or volunteering for the school.

Ascend Public Charter Schools is committed to serving all students, regardless of disabilities, English language learner (ELL) status, or economic disadvantage. Communication with potential applications and with current families remains an important priority for recruitment and retention. Ascend maintains an engaging and recently fully-redesigned website where families can learn about Ascend's mission and core values and gain more information about curriculum and school culture. Ascend continues to attract and recruit students with disabilities, English language learners, and economically disadvantaged students in numbers comparable to the host district in which the school resides, and the school will ensure that such students are welcomed warmly and served effectively. Staff members visit neighborhood and conduct tabling events at feeder schools (pre-schools, including Head Start facilities and elementary schools) that serve high populations of students who are learning English as a second language and who have special education needs. The network

In 2018-19, we will continue to implement our current recruitment strategies and enhance them, to ensure that these populations make up a significant portion of our applications. Ascend Public Charter Schools is committed to serving all students, regardless of disabilities, English language learner (ELL) status, or economic disadvantage. Communication with potential applications and with current families remains an important priority for recruitment and retention. Ascend maintains an engaging and recently fully-redesigned website where families can learn about Ascend's mission and core values and gain more information about curriculum and school culture. Ascend continues to attract and recruit students with disabilities, English language learners, and economically disadvantaged students in numbers comparable to the host district in which the school resides, and the school will ensure that such students are welcomed warmly and served effectively. Staff members visit neighborhood and conduct tabling events at feeder schools (pre-schools, including Head Start facilities and elementary schools) that serve high

Students with Disabilities

recruitment team and staff recruits students by reaching out to doctors' offices, churches, grocery stores, restaurants, early intervention service-providers and agencies, public housing units, and diverse community organizations, including those that serve children with disabilities and English language learners. With economically disadvantaged residents highly concentrated and constituting the vast majority of district residents, we are confident in our ability to continue reaching and recruiting from this population through these efforts.

At-risk students are knowledgeable about Ascend's philosophy of inclusion and individualized programs for special populations. We maintain a positive rapport with the Committee on Special Education (CSE) which commends our overall philosophy and strategies towards integration of special populations; the CSE speaks highly of our special education programming and services when interacting with families. Ascend conducts a rigorous recruitment campaign throughout Central Brooklyn to ensure that the families of economically disadvantaged children, students with special needs, and English Language Learners are aware of the opportunity to enroll in Ascend schools. Marketing materials translated into Spanish and French emphasize that the schools are tuition-free public schools of choice that welcome and serve all children. Ascend schools impose no admissions preconditions or requirements, and preference for admission is given to residents of the school's host CSD in order to ensure the school population reflects that of its host community. Families are strongly encouraged but never required to attend meetings or information sessions, adhere to the school's mission or philosophy, or sign any agreements or contracts imposing responsibilities or commitments, such as reviewing homework or volunteering for the school.

populations of students who are learning English as a second language and who have special education needs. The network recruitment team and staff recruits students by reaching out to doctors' offices, churches, grocery stores, restaurants, early intervention service-providers and agencies, public housing units, and diverse community organizations, including those that serve children with disabilities and English language learners. With economically disadvantaged residents highly concentrated and constituting the vast majority of district residents, we are confident in our ability to continue reaching and recruiting from this population through these efforts.

At-risk students are knowledgeable about Ascend's philosophy of inclusion and individualized programs for special populations. We maintain a positive rapport with the Committee on Special Education (CSE) which commends our overall philosophy and strategies towards integration of special populations; the CSE speaks highly of our special education programming and services when interacting with families. Ascend conducts a rigorous recruitment campaign throughout Central Brooklyn to ensure that the families of economically disadvantaged children, students with special needs, and English Language Learners are aware of the opportunity to enroll in Ascend schools. Marketing materials translated into Spanish and French emphasize that the schools are tuition-free public schools of choice that welcome and serve all children. Ascend schools impose no admissions preconditions or requirements, and preference for admission is given to residents of the school's host CSD in order to ensure the school population reflects that of its host community. Families are strongly encouraged but never required to attend meetings or information sessions, adhere to the school's mission or philosophy, or sign any agreements or contracts imposing responsibilities or commitments, such as reviewing homework or volunteering for the school.

Retention Efforts Toward Meeting Targets

	Describe Retention Efforts in 2017-18	Describe Retention Plans in 2018-19)
Economically Disadvantaged	<p>Ascend continues to provide a comprehensive model for educating students in need of special services, which is a major cause of Ascend schools' consistently high retention rates for those populations. Ascend's most important assets for retaining students from special populations are the continued use of robust programs for at-risk populations, the capable staff that supports these programs, and the school's strong reputation among families and stakeholders. Ascend is committed to creating an inclusive and integrated space for all students, and we have developed systems and procedures that target and support students with academic, emotional, and behavioral challenges. Our goal is to ensure that students with challenges are educated alongside their typically developing peers. Through our intervention programming, students who might otherwise be identified as requiring an Individualized Education Plan (IEP) are able to have their needs met without one.</p>	<p>Ascend continues to provide a comprehensive model for educating students in need of special services, which is a major cause of Ascend schools' consistently high retention rates for those populations. Ascend's most important assets for retaining students from special populations are the continued use of robust programs for at-risk populations, the capable staff that supports these programs, and the school's strong reputation among families and stakeholders. Ascend is committed to creating an inclusive and integrated space for all students, and we have developed systems and procedures that target and support students with academic, emotional, and behavioral challenges. Our goal is to ensure that students with challenges are educated alongside their typically developing peers. Through our intervention programming, students who might otherwise be identified as requiring an Individualized Education Plan (IEP) are able to have their needs met without one.</p>
English Language Learners	<p>Ascend continues to provide a comprehensive model for educating students in need of special services, which is a major cause of Ascend schools' consistently high retention rates for those populations. Ascend's most important assets for retaining students from special populations are the continued use of robust programs for at-risk populations, the capable staff that supports these programs, and the school's strong reputation among families and stakeholders. Ascend is committed to creating an inclusive and integrated space for all students, and we have developed systems and procedures that target and support students with academic, emotional, and behavioral challenges. Our goal is to ensure that students with challenges are educated alongside their typically developing peers. Through our intervention programming, students who might otherwise be identified as requiring an Individualized Education Plan (IEP) are able to have their needs met without one.</p>	<p>Ascend continues to provide a comprehensive model for educating students in need of special services, which is a major cause of Ascend schools' consistently high retention rates for those populations. Ascend's most important assets for retaining students from special populations are the continued use of robust programs for at-risk populations, the capable staff that supports these programs, and the school's strong reputation among families and stakeholders. Ascend is committed to creating an inclusive and integrated space for all students, and we have developed systems and procedures that target and support students with academic, emotional, and behavioral challenges. Our goal is to ensure that students with challenges are educated alongside their typically developing peers. Through our intervention programming, students who might otherwise be identified as requiring an Individualized Education Plan (IEP) are able to have their needs met without one.</p>

Student
s with
Disabilit
ies

Ascend continues to provide a comprehensive model for educating students in need of special services, which is a major cause of Ascend schools' consistently high retention rates for those populations. Ascend's most important assets for retaining students from special populations are the continued use of robust programs for at-risk populations, the capable staff that supports these programs, and the school's strong reputation among families and stakeholders. Ascend is committed to creating an inclusive and integrated space for all students, and we have developed systems and procedures that target and support students with academic, emotional, and behavioral challenges. Our goal is to ensure that students with challenges are educated alongside their typically developing peers. Through our intervention programming, students who might otherwise be identified as requiring an Individualized Education Plan (IEP) are able to have their needs met without one.

Ascend continues to provide a comprehensive model for educating students in need of special services, which is a major cause of Ascend schools' consistently high retention rates for those populations. Ascend's most important assets for retaining students from special populations are the continued use of robust programs for at-risk populations, the capable staff that supports these programs, and the school's strong reputation among families and stakeholders. Ascend is committed to creating an inclusive and integrated space for all students, and we have developed systems and procedures that target and support students with academic, emotional, and behavioral challenges. Our goal is to ensure that students with challenges are educated alongside their typically developing peers. Through our intervention programming, students who might otherwise be identified as requiring an Individualized Education Plan (IEP) are able to have their needs met without one.



Entry 11 Classroom Teacher and Administrator Attrition

Last updated: 08/01/2018

Report changes in teacher and administrator staffing.

Instructions for completing the Classroom Teacher and Administrator Attrition Tables

Charter schools must complete the tables titled 2017-2018 Classroom Teacher and Administrator Attrition to report changes in teacher and administrator staffing during the 2017-2018 school year. Please provide the full time equivalent (FTE) of staff on June 30, 2017; the FTE for any departed staff from July 1, 2017 through June 30, 2018; the FTE for added staff from July 1, 2017 through June 30, 2018; and the FTE of staff added in newly created positions from July 1, 2017 through June 30, 2018 using the tables provided.

1. Classroom Teacher Attrition Table

	FTE Classroom Teachers on 6/30/17	FTE Classroom Teachers Departed 7/1/17 - 6/30/18	FTE Classroom Teachers Filling Vacant Positions 7/1/17 - 6/30/18	FTE Classroom Teachers Added in New Positions 7/1/17 - 6/30/18	FTE of Classroom Teachers on 6/30/18
	43	21	18	14	51

2. Administrator Position Attrition Table

	FTE Administrative Positions on 6/30/17	FTE Administrators Departed 7/1/17 - 6/30/18	FTE Administrators Filling Vacant Positions 7/1/17 - 6/30/18	FTE Administrators Added in New Positions 7/1/17 - 6/30/18	FTE Administrative Positions on 6/30/18
	14	11	11	3	17

3. Tell your school's story

Charter schools may provide additional information in this section of the Annual Report about their respective teacher and administrator attrition rates as some teacher or administrator departures do not reflect advancement or movement within the charter school networks. Schools may provide additional detail to reflect a teacher’s advancement up the ladder to a leadership position within the network or an administrator’s movement to lead a new network charter school.

(No response)

4. Charter schools must ensure that all prospective employees receive clearance through [the NYSED Office of School Personnel Review and Accountability](#) (OSPRA) prior to employment. After an employee has been cleared, schools are required to maintain proof of such clearance in the file of each employee. For the safety of all students, charter schools must take immediate steps to terminate the employment of individuals who have been denied clearance. Once the employees have been terminated, the school must terminate the request for clearance in the TEACH system.

Have all employees have been cleared through the NYSED TEACH system?

Yes

5. For perspective or current employees whose clearance has been denied, have you terminated their employment and removed them from the TEACH system?

	Yes
--	-----

Thank you

Canarsie Ascend Lower School

School Year Calendar 2018-2019

September 4-5	Scholar Orientation; KG and grade 1 only (1:00 pm dismissal)
September 6-7	All scholars in attendance (1:00 pm dismissal)
September 10	Full-length school day and busing begin (4:00 pm dismissal, 1:00 pm Fridays)
October 8	No school; Columbus Day
October 19	No scholars; Professional Development
November 9	No scholars; Professional Development
November 12	No school; Veterans Day
November 16	No scholars; Professional Development
November 21-23	No school; Thanksgiving Holiday
November 29-30	Progress Report Conferences (1:00 pm dismissal)
December 14	No scholars; Professional Development
December 24-January 1	No school; Winter Break
January 11	No scholars; Professional Development
January 21	No school; Martin Luther King, Jr. Day (End of Term 1)
January 31-February 1	Select Report Card Conferences (1:00 pm dismissal)
February 18-22	No school; February Break
April 3-4	Grades 3-8 English State Exam
April 11-12	Progress Report Conferences (1:00 pm dismissal for scholars)
April 19	No school; Good Friday, Passover begins
May 1-2	Grades 3-8 Math State Exam
May 6-10	No school; Spring Break
May 27	No school; Memorial Day
June 3	Grades 4, 8 Science Written State Exam
June 14	Last day of school

Canarsie Ascend Middle School

School Year Calendar 2018-2019

September 4-5	Scholar Orientation; grade 5 only (1:00 pm dismissal)
September 6-7	All scholars in attendance (1:00 pm dismissal)
September 10	Full-length school day and busing begin (4:00 pm dismissal, 1:00 pm Fridays)
October 8	No school; Columbus Day
October 19	No scholars; Professional Development
November 9	No scholars; Professional Development
November 12	No school; Veterans Day
November 16	No scholars; Professional Development
November 21-23	No school; Thanksgiving Holiday
November 29-30	Progress Report Conferences (1:00 pm dismissal)
December 14	No scholars; Professional Development
December 24-January 1	No school; Winter Break
January 11	No scholars; Professional Development
January 21	No school; Martin Luther King, Jr. Day (End of Term 1)
January 31-February 1	Select Report Card Conferences (1:00 pm dismissal)
February 18-22	No school; February Break
April 3-4	Grades 3-8 English State Exam
April 11-12	Progress Report Conferences (1:00 pm dismissal for scholars)
April 19	No school; Good Friday, Passover begins
May 1-2	Grades 3-8 Math State Exam
May 6-10	No school; Spring Break
May 27	No school; Memorial Day
June 3	Grades 4, 8 Science Written State Exam
June 14	Last day of school