



Entry 1 School Information

Created: 06/27/2017 • Last updated: 08/01/2017

Please be advised that you will need to complete this cover page (including signatures) before all of the other tasks assigned to you by your authorizer are visible on your task page. While completing this task, please ensure that you select the correct authorizer **(as of June 30, 2017)** or you may not be assigned the correct tasks.

a. SCHOOL NAME AND BEDS# ALBANY LEADERSHIP CHS FOR GIRLS (SUNY Trustees)

(Select name from the drop down menu)

b. CHARTER AUTHORIZER SUNY Authorized Charter School

(For technical reasons, please re select authorizer name from the drop down menu).

c. DISTRICT / CSD OF LOCATION Albany

d1. SCHOOL INFORMATION

	PRIMARY ADDRESS	PHONE NUMBER	FAX NUMBER	EMAIL ADDRESS
	19 Hackett Blvd Albany, NY 12208	[REDACTED]	518 694 5307	[REDACTED]

d2. PHONE CONTACT NUMBER FOR AFTER HOURS EMERGENCIES

Contact Name	Christina Roberts
Title	Principal
Emergency Phone Number (### ### ####)	[REDACTED]

e. SCHOOL WEB ADDRESS (URL) www.albanyleadershiphigh.org

f. DATE OF INITIAL CHARTER 06/2009

g. DATE FIRST OPENED FOR INSTRUCTION 08/2010

i. **TOTAL ENROLLMENT ON JUNE 30, 2017** 350

j. **GRADES SERVED IN SCHOOL YEAR 2016-17**

Check all that apply

Grades Served	9, 10, 11, 12
---------------	---------------

k1. **DOES THE SCHOOL CONTRACT WITH A CHARTER OR EDUCATIONAL MANAGEMENT ORGANIZATION?** No


11. **FACILITIES**

Does the school maintain or operate multiple sites?

	No, just one site.
--	--------------------

12. **SCHOOL SITES**

Please list the sites where the school will operate for the upcoming school year.

	Physical Address	Phone Number	District/CSD	Grades Served at Site	School at Full Capacity at Site	Facilities Agreement
Site 1 (same as primary site)	19 Hackett Blvd, Albany, NY 12208		ALBANY CITY SD	9 12	Yes	Rent/Lease
Site 2						
Site 3						

I2a. Please provide the contact information for Site 1.

	Name	Work Phone	Alternate Phone	Email Address
School Leader	Christina Roberts			
Operational Leader	Jean Coutts			
Compliance Contact	Carina Cook			
Complaint Contact	Carina Cook			

m1. Is the school or are the school sites co-located? No


n1. Were there any revisions to the school’s charter during the 2016-17 school year? (Please include approved or pending material and non-material charter revisions). No

o. Name and Position of Individual(s) Who Completed the 2016-17 Annual Report. Christina Roberts, Principal, Jean Coutts, Business Mgr and Jen Pasek, Consultant


p. Our signatures below attest that all of the information contained herein is truthful and accurate and that this charter school is in compliance with all aspects of its charter, and with all pertinent Federal, State, and local laws, regulations, and rules. We understand that if any information in any part of this report is found to have been deliberately misrepresented, that will constitute grounds for the revocation of our charter. Check YES if you agree and then use the mouse on your PC or the stylist on your mobile device to sign your name).

Yes

Signature, Head of Charter School

A handwritten signature in black ink, appearing to read 'Christina', written in a cursive style.

Signature, President of the Board of Trustees

A handwritten signature in black ink, consisting of a large 'X' shape, written in a cursive style.

Date

2017/08/01

Thank you.



Entry 2 NYS School Report Card Link

Last updated: 06/27/2017

1. NEW YORK STATE REPORT CARD

<https://data.nysed.gov/reportcard.php?year=2016&instid=800000068133>

Provide a direct URL or web link to the most recent New York State School Report Card for the charter school (See <https://reportcards.nysed.gov/>).

(Charter schools completing year one will not yet have a School Report Card or link to one. Please type "URL is not available" in the space provided).



Entry 4 Expenditures per Child

Last updated: 07/30/2017

Financial Information

This information is required of ALL charter schools. Provide the following measures of fiscal performance of the charter school in Appendix B (Total Expenditures and Administrative Expenditures Per Child):

1. Total Expenditures Per Child

To calculate '**Total Expenditures per Child**' take total expenditures (from the unaudited 2016-17 Schedule of Functional Expenses) and divide by the year end FTE student enrollment. (Integers Only. No dollar signs or commas).

Note: The information on the Schedule of Functional Expenses on pages 41-43 of the Audit Guide can help schools locate the amounts to use in the two per pupil calculations: <http://www.p12.nysed.gov/psc/AuditGuide.html>

Line 1: Total Expenditures	5275550
Line 2: Year End FTE student enrollment	350
Line 3: Divide Line 1 by Line 2	15088

2. Administrative Expenditures per Child

To calculate **'Administrative Expenditures per Child'** To calculate "Administrative Expenditures per Child" first *add* together the following:

1. Take the relevant portion from the 'personnel services cost' row and the 'management and general' column (from the unaudited 2016 17 Schedule of Functional Expenses)
2. Any contracted administrative/management fee paid to other organizations or corporations
3. Take the total from above and divide it by the year end FTE enrollment. The relevant portion that must be included in this calculation is defined as follows:

Administrative Expenditures: Administration and management of the charter school includes the activities and personnel of the offices of the chief school officer, the finance or business offices, school operations personnel, data management and reporting, human resources, technology, etc. It also includes those administrative and management services provided by other organizations or corporations on behalf of the charter school for which the charter school pays a fee or other compensation. Do not include the FTE of personnel whose role is to directly support the instructional program.

Notes:
The information on the Schedule of Functional Expenses on pages 41-43 of the Audit Guide can help schools locate the amounts to use in the two per pupil calculations:
<http://www.p12.nysed.gov/psc/AuditGuide.html>.
Employee benefit costs or expenditures should not be reported in the above calculations.

Line 1: Relevant Personnel Services Cost (Row)	659018
Line 2: Management and General Cost (Column)	0000
Line 3: Sum of Line 1 and Line 2	659018
Line 5: Divide Line 3 by the Year End FTE student enrollment	1885

Thank you.



Charter Schools Institute
The State University of New York

GENERAL INSTRUCTIONS FOR ANNUAL BUDGET/QUARTERLY REPORT

TEMPLATE TABS

1- GRAY tab contains the Instructions




Instructions	Provides description of tabs and input requirements.
Funding by District	Charter School Tuition Rates

2- BLUE tabs require input of information

1.) Name of School	>Select school name from list. >Enter contact information.
2.) Enrollment	Enter enrollment information for Annual Budget (& Revisions) and Quarterly Actuals. Includes: >Enrollment by Grade >Enrollment by District
3.) Staffing Plan	Enter staffing plan information for Annual Budget (& Revisions) and Quarterly Actuals. Includes: >Full Time Equivalent (FTE), by Position Category, By Quarter
4.) Yearly Budget	Enter Yearly Budget information. Includes: >"Pior Year" column may be completed based upon preliminary data, and adjusted with Annual Audited data when the Quarter 2 Actuals are being submitted. (Note: Quarterly Revenue allocation may be set) >Budgeted Enrollment data and Per Pupil Revenue for the current year are populated based upon input on tab "2.) Enrollment." >Budgeted FTE for current year is populated based upon input on tab "3.) Staffing Plan." >All other sources of revenue >All expenses >Budget Revisions, as necessary and <i>approved</i> by the school's Board of Directors, should be submitted when submitting Quarterly Actuals
5.) Balance Sheet	Enter Balance Sheet information for EdCorps. Separate schools merged into a primary EdCorp should NOT use this tab. >"Pior Year" column may be completed based upon preliminary data, and adjusted with Annual Audited data when the Quarter 2 Actuals are being submitted.

6.) Quarterly Report	Enter Actual Quarterly Report information . Includes: >Actual Enrollment data and Per Pupil Revenue for the current year are populated based upon input on tab "2.) Enrollment." >Actual FTE for current year is populated based upon input on tab "3.) Staffing Plan." >All other sources of revenue >All expenses
7.) Annual Report Requirement	Complete when submitting Actual Quarter 4.

CELL COLORS & GUIDANCE COMMENTS

-  = Enter information into the light BLUE shaded cells.
-  = Cells labeled in ORANGE contain guidance regarding the input of information.
-  = Cells containing RED triangles in the upper right corner contain "guidance comments" on that particular line item. Please "mouse-over" the triangle to reveal each comment.

Ver. 20170606

Charter Funding Alphabetical By NYS School District
*** (Sum of Charter School Basic Tuition and Supplemental Basic Tuition)**



ANNUAL BUDGET & QUARTERLY REPORT TEMPLATE

Albany Leadership Charter High School for Girls

SCHOOL

Name:	Albany Leadership Charter High School for Girls
-------	---

CONTACT INFORMATION

Contact Name:	Jean Coutts
Contact Title:	Director of Finance and Operations
Contact Email:	[REDACTED]
Contact Phone:	[REDACTED]

REPORT PERIOD

Current Academic Year:	2017-18
Prior Academic Year:	2016-17

**ALBANY LEADERSHIP CHARTER HIGH SCHOOL FOR GIRLS
2017-18**

ENROLLMENT BY GRADES							
GRADES	K	1	2	3	4	5	6
INITIAL BUDGETED ENROLLMENT							
TOTAL ENROLLMENT = 350							

ENROLLMENT BY DISTRICT						
------------------------	--	--	--	--	--	--

	PRIOR YEAR ACTUAL	ANNUAL BUDGET TOTAL DISTRICTS/ENROLLMENT BY QUARTER					
		QUARTER 1		QUARTER 2		QUARTER 3	
NUMBER OF SCHOOL DISTRICTS ENROLLED:	15	Original	<i>Revised</i>	Original	<i>Revised</i>	Original	<i>Revised</i>
NUMBER OF STUDENTS ENROLLED:	350	15	0	15	0	15	0
		350	0	350	0	350	0

***NOTE:** If there are NO budget revisions at the time of quarterly submittal leave COMPLETELY BLANK. If budget revisions ARE made, the entire "REVISED" budget affected quarter(s) must be completed on tabs 2, 3 and 4.

		PRIOR YEAR 2016-17	ANNUAL BUDGET					
			QUARTER 1		QUARTER 2		QUARTER 3	
PRIMARY/OTHER	DISTRICT NAME(S)	Actual Enrollment	Original Budgeted Enrollment	Revised Budgeted Enrollment	Original Budgeted Enrollment	Revised Budgeted Enrollment	Original Budgeted Enrollment	Revised Budgeted Enrollment
1	PRIMARY District	257	257		257		257	
2	SECONDARY District	2	2		2		2	
3	Other District 3	2	2		2		2	
4	Other District 4	1	1		1		1	
5	Other District 5	1	1		1		1	
6	Other District 6	2	2		2		2	
7	Other District 7	7	7		7		7	
8	Other District 8	2	2		2		2	
9	Other District 9	32	32		32		32	
10	Other District 10	2	2		2		2	
11	Other District 11	35	35		35		35	
12	Other District 12	4	4		4		4	
13	Other District 13	1	1		1		1	
14	Other District 14	1	1		1		1	
15	Other District 15	1	1		1		1	
16	Other District 16							

[illegible]

[illegible][illegible]

PLAN - FULL TIME EQUIVALENT

STAFFING PLAN - FULL TIME EQUIVALENT ("FTE")

***NOTE:** Enter the number of FTE positions in the "blue" cells.

***NOTE:** Enter the number of FTE positions in the "blue" cells.

***NOTE:** If there are NO budget revisions at the time of quarterly submittal leave the 'REVISED' Column(s) COMPLETELY BLANK.

ADMINISTRATIVE PERSONNEL FTE		ADMINISTRATIVE PERSONNEL FTE		PRIOR YEAR	ANNUAL BUDGETED FTE							
				2016-17	Q1		Q2		Q3		Q4	
				ACTUAL	Original	Revised	Original	Revised	Original	Revised	Original	Revised
Executive Management	Executive Management				1.0		1.0		1.0		1.0	
Instructional Management	Instructional Management				2.0		2.0		2.0		2.0	
Deans, Directors & Coordinators	Deans, Directors & Coordinators				2.0		2.0		2.0		2.0	
CFO / Director of Finance	CFO / Director of Finance				1.0		1.0		1.0		1.0	
Operation / Business Manager	Operation / Business Manager				1.6		1.6		1.6		1.6	
Administrative Staff	Administrative Staff				9.6		9.6		9.6		9.6	
TOTAL ADMINISTRATIVE STAFF	TOTAL ADMINISTRATIVE STAFF			0.0	17.2	0.0	17.2	0.0	17.2	0.0	17.2	0.0
INSTRUCTIONAL PERSONNEL FTE		INSTRUCTIONAL PERSONNEL FTE		PRIOR YEAR	ANNUAL BUDGETED FTE							
				2016-17	Q1		Q2		Q3		Q4	
				ACTUAL	Original	Revised	Original	Revised	Original	Revised	Original	Revised
Teachers - Regular	Teachers - Regular				21.6		21.6		21.6		21.6	
Teachers - SPED	Teachers - SPED				7.0		7.0		7.0		7.0	
Substitute Teachers	Substitute Teachers				0.0		0.0		0.0		0.0	
Teaching Assistants	Teaching Assistants				4.0		4.0		4.0		4.0	
Specialty Teachers	Specialty Teachers				7.6		7.6		7.6		7.6	
Aides	Aides				0.0		0.0		0.0		0.0	
Therapists & Counselors	Therapists & Counselors				3.0		3.0		3.0		3.0	
Other	Other				0.0		0.0		0.0		0.0	
TOTAL INSTRUCTIONAL	TOTAL INSTRUCTIONAL			0.0	43.2	0.0	43.2	0.0	43.2	0.0	43.2	0.0
NON-INSTRUCTIONAL PERSONNEL FTE		NON-INSTRUCTIONAL PERSONNEL FTE		PRIOR YEAR	ANNUAL BUDGETED FTE							
				2016-17	Q1		Q2		Q3		Q4	
				ACTUAL	Original	Revised	Original	Revised	Original	Revised	Original	Revised
Nurse	Nurse											
Librarian	Librarian											
Custodian	Custodian											
Security	Security											
Other	Other				1.9		1.9		1.9		1.9	
TOTAL NON-INSTRUCTIONAL	TOTAL NON-INSTRUCTIONAL			0.0	1.9	0.0	1.9	0.0	1.9	0.0	1.9	0.0
TOTAL PERSONNEL SERVICE FTE	TOTAL PERSONNEL SERVICE FTE			0.0	62.3	0.0	62.3	0.0	62.3	0.0	62.3	0.0

**LEADERSHIP CHARTER HIGH SCHOOL
2017-18**

PLAN - FULL TIME EQUIVALENT

***NOTE:** Enter the number of FTE positions in the "blue" cells.

Id be input.

***NOTE:** State the assumptions that are being made for personnel FTE levels.

ADMINISTRATIVE PERSONNEL FTE		Description of Assumptions
	Q4	
	Actual	
Executive Management		
Instructional Management		
Deans, Directors & Coordinators		
CFO / Director of Finance		
Operation / Business Manager		
Administrative Staff		
TOTAL ADMINISTRATIVE STAFF	0.0	

INSTRUCTIONAL PERSONNEL FTE		Description of Assumptions
	Q4	
	Actual	
Teachers - Regular		
Teachers - SPED		
Substitute Teachers		
Teaching Assistants		
Specialty Teachers		
Aides		
Therapists & Counselors		
Other		
TOTAL INSTRUCTIONAL	0.0	

NON-INSTRUCTIONAL PERSONNEL FTE		Description of Assumptions
	Q4	
	Actual	
Nurse		
Librarian		
Custodian		
Security		
Other		
TOTAL NON-INSTRUCTIONAL	0.0	

TOTAL PERSONNEL SERVICE FTE	0.0	
------------------------------------	-----	--

		ALBANY LEADERSHIP CHARTER HIGH SCHOOL FOR GIRLS Budget / Operating Plan 2017-18							
Total Revenue		-	1,457,973	-	-	1,462,350	-	-	1,462,350
Total Expenses		-	1,371,667	-	-	1,448,107	-	-	1,437,426
Net Income		-	86,306	-	-	14,243	-	-	24,924
Actual Student Enrollment		350	350	-	-	350	-	-	350
		Prior Year Actual	1st Quarter - 7/1 - 9/30			2nd Quarter - 10/1 - 12/31			3rd Quarter
		2016-17 Revenue Per Pupil	Original Budget	Revised Budget	Variance	Original Budget	Revised Budget	Variance	Original Budget
REVENUE		Allocate Per Pupil Revenue by Quarter	*NOTE: If there are NO budget revisions at the time of quarterly submittal leave If budget revisions ARE made, the entire "REVISED" budget columns for the affected						
REVENUES FROM STATE SOURCES		2017-18 Per Pupil Rate	PPR %/Qtr->	25.0%	25.0%	25.0%	25.0%	25.0%	25.0%
Per Pupil Revenue	15,072								
ALBANY CITY SD	15,072		968,376	-	-	968,376	-	-	968,376
BETHLEHEM CSD	13,513		6,757	-	-	6,757	-	-	6,757
COHOES CITY SD	12,791		6,396	-	-	6,396	-	-	6,396
EAST GREENBUSH CSD	12,659		3,165	-	-	3,165	-	-	3,165
GREEN ISLAND UFSD	13,662		3,416	-	-	3,416	-	-	3,416
GUILDERLAND CSD	12,354		6,177	-	-	6,177	-	-	6,177
LANSINGBURGH CSD	10,352		18,116	-	-	18,116	-	-	18,116
RAVENA-COEYMANS-SELKIRK CSD	14,289		7,145	-	-	7,145	-	-	7,145
SCHENECTADY CITY SD	12,515		100,120	-	-	100,120	-	-	100,120
SOUTH COLONIE CSD	13,137		6,569	-	-	6,569	-	-	6,569
TROY CITY SD	16,486		144,253	-	-	144,253	-	-	144,253
WATERVLIET CITY SD	10,404		10,404	-	-	10,404	-	-	10,404
NISKAYUNA CSD	12,790		3,198	-	-	3,198	-	-	3,198
KINDERHOOK CSD	12,239		3,060	-	-	3,060	-	-	3,060
BRUNSWICK CSD (BRITTONKILL)	11,501		2,875	-	-	2,875	-	-	2,875
ALL OTHER School Districts: (Weighted Avg)	-		-	-	-	-	-	-	-
TOTAL Per Pupil Revenue (Weighted Average Per Pupil Funding)	14,743	-	1,290,023	-	-	1,290,023	-	-	1,290,023
Special Education Revenue			25,500		-	25,500		-	25,500
Grants									
Stimulus					-			-	
DYCD (Department of Youth and Community Development)					-			-	
Other					-			-	
NYC DoE Rental Assistance									
Other			37,625		-	37,625		-	37,625
TOTAL REVENUE FROM STATE SOURCES		-	1,353,148	-	-	1,353,148	-	-	1,353,148
REVENUE FROM FEDERAL FUNDING									
IDEA Special Needs			3,875		-	3,875		-	3,875
Title I			31,250		-	31,250		-	31,250
Title Funding - Other			1,600		-	1,600		-	1,600
School Food Service (Free Lunch)			20,000		-	56,813		-	56,813
Grants									

	ALBANY LEADERSHIP CHARTER HIGH SCHOOL FOR GIRLS Budget / Operating Plan 2017-18							
Total Revenue	-	1,457,973	-	-	1,462,350	-	-	1,462,350
Total Expenses	-	1,371,667	-	-	1,448,107	-	-	1,437,426
Net Income	-	86,306	-	-	14,243	-	-	24,924
Actual Student Enrollment	350	350	-	-	350	-	-	350
	Prior Year Actual 2016-17 Revenue Per Pupil	1st Quarter - 7/1 - 9/30			2nd Quarter - 10/1 - 12/31			3rd Quarter - 1/1 - 3/31
		Original Budget	Revised Budget	Variance	Original Budget	Revised Budget	Variance	Original Budget
Charter School Program (CSP) Planning & Implementation				-			-	
Other				-			-	
Other				-			-	
TOTAL REVENUE FROM FEDERAL SOURCES	-	56,725	-	-	93,538	-	-	93,538
LOCAL and OTHER REVENUE								
Contributions and Donations		1,500		-	1,500		-	1,500
Fundraising				-			-	
Erate Reimbursement		6,665		-	6,665		-	6,665
Earnings on Investments				-			-	
Interest Income				-			-	
Food Service (Income from meals)		11,375		-			-	
Text Book		28,500		-			-	
OTHER		60		-	7,500		-	7,500
TOTAL REVENUE FROM LOCAL and OTHER SOURCES	-	48,100	-	-	15,665	-	-	15,665
TOTAL REVENUE	-	1,457,973	-	-	1,462,350	-	-	1,462,350

		ALBANY LEADERSHIP CHARTER HIGH SCHOOL FOR GIRLS								
		Budget / Operating Plan								
		2017-18								
Total Revenue		-	1,457,973	-	-	1,462,350	-	-	1,462,350	
Total Expenses		-	1,371,667	-	-	1,448,107	-	-	1,437,426	
Net Income		-	86,306	-	-	14,243	-	-	24,924	
Actual Student Enrollment		350	350	-	-	350	-	-	350	
		Prior Year Actual	1st Quarter - 7/1 - 9/30			2nd Quarter - 10/1 - 12/31			3rd Quarter	
		2016-17 Revenue Per Pupil	Original Budget	Revised Budget	Variance	Original Budget	Revised Budget	Variance	Original Budget	
EXPENSES										
ADMINISTRATIVE STAFF PERSONNEL COSTS		Avg. No. of Positions								
Executive Management	1.00		34,489		-	34,489		-	34,489	
Instructional Management	2.00		38,250		-	38,250		-	38,250	
Deans, Directors & Coordinators	2.00		36,148		-	36,148		-	36,148	
CFO / Director of Finance	1.00		23,877		-	23,877		-	23,877	
Operation / Business Manager	1.60		17,852		-	17,852		-	17,852	
Administrative Staff	9.63		83,528		-	83,528		-	83,528	
TOTAL ADMINISTRATIVE STAFF	17.23		-	234,144	-	-	234,144	-	-	234,144
INSTRUCTIONAL PERSONNEL COSTS										
Teachers - Regular	21.60		272,269		-	272,269		-	272,269	
Teachers - SPED	7.00		78,546		-	78,546		-	78,546	
Substitute Teachers	-		-		-	-		-	-	
Teaching Assistants	4.00		-		-	35,978		-	35,978	
Specialty Teachers	7.60		96,494		-	96,494		-	96,494	
Aides	-		-		-	-		-	-	
Therapists & Counselors	3.00		32,570		-	32,570		-	32,570	
Other	-		28,065		-	-		-	-	
TOTAL INSTRUCTIONAL	43.20		-	507,943	-	-	515,856	-	-	515,856
NON-INSTRUCTIONAL PERSONNEL COSTS										
Nurse	-		5,000		-	-		-	-	
Librarian	-		-		-	-		-	-	
Custodian	-		-		-	-		-	-	
Security	-		-		-	-		-	-	
Other	1.88		5,670		-	39,730		-	39,730	
TOTAL NON-INSTRUCTIONAL	1.88		-	10,670	-	-	39,730	-	-	39,730
SUBTOTAL PERSONNEL SERVICE COSTS		62.31	-	752,757	-	-	789,729	-	-	789,729
PAYROLL TAXES AND BENEFITS										
Payroll Taxes			57,586		-	60,414		-	60,414	
Fringe / Employee Benefits			102,124		-	102,124		-	102,124	

		ALBANY LEADERSHIP CHARTER HIGH SCHOOL FOR GIRLS Budget / Operating Plan 2017-18							
Total Revenue		-	1,457,973	-	-	1,462,350	-	-	1,462,350
Total Expenses		-	1,371,667	-	-	1,448,107	-	-	1,437,426
Net Income		-	86,306	-	-	14,243	-	-	24,924
Actual Student Enrollment		350	350	-	-	350	-	-	350
		Prior Year Actual 2016-17 Revenue Per Pupil	1st Quarter - 7/1 - 9/30			2nd Quarter - 10/1 - 12/31			3rd Quarter - 1/1 - 3/31
			Original Budget	Revised Budget	Variance	Original Budget	Revised Budget	Variance	Original Budget
Retirement / Pension			<u>22,500</u>		-	<u>22,500</u>		-	<u>22,500</u>
TOTAL PAYROLL TAXES AND BENEFITS		-	182,209	-	-	185,038	-	-	185,038
TOTAL PERSONNEL SERVICE COSTS	62.31	-	934,966	-	-	974,767	-	-	974,767
CONTRACTED SERVICES									
Accounting / Audit			10,200		-	-		-	-
Legal			-		-	2,333		-	2,333
Management Company Fee			-		-	-		-	-
Nurse Services			-		-	9,594		-	9,594
Food Service / School Lunch			6,287		-	6,287		-	6,287
Payroll Services			2,500		-	2,500		-	2,500
Special Ed Services			-		-	-		-	-
Titlement Services (i.e. Title I)			-		-	-		-	-
Other Purchased / Professional / Consulting			<u>35,725</u>		-	<u>44,225</u>		-	<u>35,725</u>
TOTAL CONTRACTED SERVICES		-	54,712	-	-	64,939	-	-	56,439

ALBANY LEADERSHIP CHARTER HIGH SCHOOL FOR GIRLS								
Budget / Operating Plan								
2017-18								
Total Revenue	-	1,457,973	-	-	1,462,350	-	-	1,462,350
Total Expenses	-	1,371,667	-	-	1,448,107	-	-	1,437,426
Net Income	-	86,306	-	-	14,243	-	-	24,924
Actual Student Enrollment	350	350	-	-	350	-	-	350
	Prior Year Actual	1st Quarter - 7/1 - 9/30			2nd Quarter - 10/1 - 12/31			3rd Quarter
	2016-17 Revenue Per Pupil	Original Budget	Revised Budget	Variance	Original Budget	Revised Budget	Variance	Original Budget
SCHOOL OPERATIONS								
Board Expenses		1,188		-	1,188		-	1,188
Classroom / Teaching Supplies & Materials		1,000		-	3,667		-	3,667
Special Ed Supplies & Materials				-			-	
Textbooks / Workbooks		1,000		-	3,181		-	1,000
Supplies & Materials other		125		-	125		-	125
Equipment / Furniture		925		-	925		-	925
Telephone		8,490		-	8,490		-	8,490
Technology		16,600		-	10,900		-	10,900
Student Testing & Assessment		2,750		-	2,750		-	2,750
Field Trips		-		-	10,383		-	10,383
Transportation (student)		5,750		-	5,750		-	5,750
Student Services - other		1,850		-	24,100		-	24,100
Office Expense		10,500		-	10,500		-	10,500
Staff Development		4,550		-	4,550		-	4,550
Staff Recruitment		750		-	750		-	750
Student Recruitment / Marketing		9,750		-	9,750		-	9,750
School Meals / Lunch		24,119		-	18,750		-	18,750
Travel (Staff)		1,000		-	1,000		-	1,000
Fundraising		1,310		-	1,310		-	1,310
Other		14,375		-	14,375		-	14,375
TOTAL SCHOOL OPERATIONS	-	106,032	-	-	132,444	-	-	130,263
FACILITY OPERATION & MAINTENANCE								
Insurance		10,272		-	10,272		-	10,272
Janitorial		33,600		-	33,600		-	33,600
Building and Land Rent / Lease / Facility Finance Interest		175,200		-	175,200		-	175,200
Repairs & Maintenance		15,000		-	15,000		-	15,000
Equipment / Furniture				-			-	
Security		500		-	500		-	500
Utilities		11,375		-	11,375		-	11,375
TOTAL FACILITY OPERATION & MAINTENANCE	-	245,947	-	-	245,947	-	-	245,947
DEPRECIATION & AMORTIZATION		30,010		-	30,010		-	30,010
RESERVES / CONTINGENCY				-			-	

	ALBANY LEADERSHIP CHARTER HIGH SCHOOL FOR GIRLS Budget / Operating Plan 2017-18							
Total Revenue	-	1,457,973	-	-	1,462,350	-	-	1,462,350
Total Expenses	-	1,371,667	-	-	1,448,107	-	-	1,437,426
Net Income	-	86,306	-	-	14,243	-	-	24,924
Actual Student Enrollment	350	350	-	-	350	-	-	350
	Prior Year Actual 2016-17 Revenue Per Pupil	1st Quarter - 7/1 - 9/30			2nd Quarter - 10/1 - 12/31			3rd C
		Original Budget	Revised Budget	Variance	Original Budget	Revised Budget	Variance	Original Budget
TOTAL EXPENSES	-	<u>1,371,667</u>	-	-	<u>1,448,107</u>	-	-	<u>1,437,426</u>
NET INCOME	-	<u>86,306</u>	-	-	<u>14,243</u>	-	-	<u>24,924</u>

		2017-18 ALBANY LEADERSHIP CHARTER HIGH SCHOOL FOR GIRLS Budget / Operating Plan 2017-18							
Total Revenue		-	1,457,973	-	-	1,462,350	-	-	1,462,350
Total Expenses		-	1,371,667	-	-	1,448,107	-	-	1,437,426
Net Income		-	86,306	-	-	14,243	-	-	24,924
Actual Student Enrollment		350	350	-	-	350	-	-	350
		Prior Year Actual 2016-17 Revenue Per Pupil	1st Quarter - 7/1 - 9/30			2nd Quarter - 10/1 - 12/31			3rd C
			Original Budget	Revised Budget	Variance	Original Budget	Revised Budget	Variance	Original Budget
ENROLLMENT - *School Districts Are Linked To Above Entries*									
Number of Districts:		15	15	-	-	15	-	-	15
ALBANY CITY SD		257	257	-	-	257	-	-	257
BETHLEHEM CSD		2	2	-	-	2	-	-	2
COHOES CITY SD		2	2	-	-	2	-	-	2
EAST GREENBUSH CSD		1	1	-	-	1	-	-	1
GREEN ISLAND UFSD		1	1	-	-	1	-	-	1
GUILDERLAND CSD		2	2	-	-	2	-	-	2
LANSINGBURGH CSD		7	7	-	-	7	-	-	7
RAVENA-COEYMANS-SELKIRK CSD		2	2	-	-	2	-	-	2
SCHENECTADY CITY SD		32	32	-	-	32	-	-	32
SOUTH COLONIE CSD		2	2	-	-	2	-	-	2
TROY CITY SD		35	35	-	-	35	-	-	35
WATERVLIET CITY SD		4	4	-	-	4	-	-	4
NISKAYUNA CSD		1	1	-	-	1	-	-	1
KINDERHOOK CSD		1	1	-	-	1	-	-	1
BRUNSWICK CSD (BRITTONKILL)		1	1	-	-	1	-	-	1
ALL OTHER School Districts: (Weighted Avg)		-	-	-	-	-	-	-	-
TOTAL ENROLLMENT		350	350	-	-	350	-	-	350
REVENUE PER PUPIL		-	4,166	-	-	4,178	-	-	4,178
EXPENSES PER PUPIL		-	3,919	-	-	4,137	-	-	4,107

Total Revenue			-	-	1,451,913
Total Expenses			-	-	1,460,489
Net Income			-	-	(8,576)
Actual Student Enrollment			-	-	350
			3rd Quarter - 1/1 - 3/31		4th Quarter - 4/1 - 6/30
			Revised Budget	Variance	Original Budget
					Revised Budget
					Variance
REVENUE			the 'REVISED' Column(s) COMPLETELY BLANK. ected quarter(s) must be completed on tabs 2, 3 and 4.		
REVENUES FROM STATE SOURCES					
		2017-18			
Per Pupil Revenue		Per Pupil Rate	25.0%	25.0%	25.0%
ALBANY CITY SD		15,072	-	-	968,376
BETHLEHEM CSD		13,513	-	-	6,757
COHOES CITY SD		12,791	-	-	6,396
EAST GREENBUSH CSD		12,659	-	-	3,165
GREEN ISLAND UFSD		13,662	-	-	3,416
GUILDERLAND CSD		12,354	-	-	6,177
LANSINGBURGH CSD		10,352	-	-	18,116
RAVENA-COEYMANS-SELKIRK CSD		14,289	-	-	7,145
SCHENECTADY CITY SD		12,515	-	-	100,120
SOUTH COLONIE CSD		13,137	-	-	6,569
TROY CITY SD		16,486	-	-	144,253
WATERVLIET CITY SD		10,404	-	-	10,404
NISKAYUNA CSD		12,790	-	-	3,198
KINDERHOOK CSD		12,239	-	-	3,060
BRUNSWICK CSD (BRITTONKILL)		11,501	-	-	2,875
ALL OTHER School Districts: (Weighted Avg)		-	-	-	-
TOTAL Per Pupil Revenue (Weighted Average		14,743	-	-	1,290,023
Per Pupil Funding)					
Special Education Revenue				-	25,500
Grants					
Stimulus				-	
DYCD (Department of Youth and Community Development)				-	
Other				-	
NYC DoE Rental Assistance					
Other				-	37,625
TOTAL REVENUE FROM STATE SOURCES			-	-	1,353,148
REVENUE FROM FEDERAL FUNDING					
IDEA Special Needs				-	3,875
Title I				-	31,250
Title Funding - Other				-	1,600
School Food Service (Free Lunch)				-	46,375
Grants					

Total Revenue	-	-	1,451,913	-	-
Total Expenses	-	-	1,460,489	-	-
Net Income	-	-	(8,576)	-	-
Actual Student Enrollment	-	-	350	-	-
	Quarter - 1/1 - 3/31		4th Quarter - 4/1 - 6/30		
	Revised Budget	Variance	Original Budget	Revised Budget	Variance
Charter School Program (CSP) Planning & Implementation		-			-
Other		-			-
Other		-			-
TOTAL REVENUE FROM FEDERAL SOURCES	-	-	83,100	-	-
LOCAL and OTHER REVENUE					
Contributions and Donations		-	1,500		-
Fundraising		-			-
Erate Reimbursement		-	6,665		-
Earnings on Investments		-			-
Interest Income		-			-
Food Service (Income from meals)		-			-
Text Book		-			-
OTHER		-	<u>7,500</u>		-
TOTAL REVENUE FROM LOCAL and OTHER SOURCES	-	-	15,665	-	-
TOTAL REVENUE	-	-	<u>1,451,913</u>	-	-

Total Revenue		-	-	1,451,913	-	-
Total Expenses		-	-	1,460,489	-	-
Net Income		-	-	(8,576)	-	-
Actual Student Enrollment		-	-	350	-	-
		Quarter - 1/1 - 3/31		4th Quarter - 4/1 - 6/30		
		Revised Budget	Variance	Original Budget	Revised Budget	Variance
EXPENSES						
ADMINISTRATIVE STAFF PERSONNEL COSTS						
	Avg. No. of Positions					
Executive Management	1.00		-	34,489		-
Instructional Management	2.00		-	38,250		-
Deans, Directors & Coordinators	2.00		-	36,148		-
CFO / Director of Finance	1.00		-	23,877		-
Operation / Business Manager	1.60		-	17,852		-
Administrative Staff	9.63		-	83,528		-
TOTAL ADMINISTRATIVE STAFF	17.23	-	-	234,144	-	-
INSTRUCTIONAL PERSONNEL COSTS						
Teachers - Regular	21.60		-	272,269		-
Teachers - SPED	7.00		-	78,546		-
Substitute Teachers	-		-	-		-
Teaching Assistants	4.00		-	35,978		-
Specialty Teachers	7.60		-	96,494		-
Aides	-		-	-		-
Therapists & Counselors	3.00		-	32,570		-
Other	-		-	-		-
TOTAL INSTRUCTIONAL	43.20	-	-	515,856	-	-
NON-INSTRUCTIONAL PERSONNEL COSTS						
Nurse	-		-			-
Librarian	-		-			-
Custodian	-		-			-
Security	-		-			-
Other	1.88		-	39,730		-
TOTAL NON-INSTRUCTIONAL	1.88	-	-	39,730	-	-
SUBTOTAL PERSONNEL SERVICE COSTS		-	-	789,729	-	-
PAYROLL TAXES AND BENEFITS						
Payroll Taxes			-	60,414		-
Fringe / Employee Benefits			-	102,124		-

Total Revenue		-	-	1,451,913	-	-
Total Expenses		-	-	1,460,489	-	-
Net Income		-	-	(8,576)	-	-
Actual Student Enrollment		-	-	350	-	-
		Quarter - 1/1 - 3/31		4th Quarter - 4/1 - 6/30		
		Revised Budget	Variance	Original Budget	Revised Budget	Variance
Retirement / Pension			-	22,500		-
TOTAL PAYROLL TAXES AND BENEFITS		-	-	185,038	-	-
TOTAL PERSONNEL SERVICE COSTS		-	-	974,767	-	-
CONTRACTED SERVICES						
Accounting / Audit			-	-		-
Legal			-	2,334		-
Management Company Fee			-	-		-
Nurse Services			-	9,594		-
Food Service / School Lunch			-	6,287		-
Payroll Services			-	2,500		-
Special Ed Services			-	-		-
Titlement Services (i.e. Title I)			-			-
Other Purchased / Professional / Consulting			-	35,725		-
TOTAL CONTRACTED SERVICES		-	-	56,440	-	-

Total Revenue	-	-	1,451,913	-	-
Total Expenses	-	-	1,460,489	-	-
Net Income	-	-	(8,576)	-	-
Actual Student Enrollment	-	-	350	-	-
	Quarter - 1/1 - 3/31		4th Quarter - 4/1 - 6/30		
	Revised Budget	Variance	Original Budget	Revised Budget	Variance
SCHOOL OPERATIONS					
Board Expenses		-	1,188		-
Classroom / Teaching Supplies & Materials		-	3,667		-
Special Ed Supplies & Materials		-			-
Textbooks / Workbooks		-	18,262		-
Supplies & Materials other		-	125		-
Equipment / Furniture		-	925		-
Telephone		-	8,490		-
Technology		-	16,700		-
Student Testing & Assessment		-	2,750		-
Field Trips		-	10,383		-
Transportation (student)		-	5,750		-
Student Services - other		-	24,100		-
Office Expense		-	10,500		-
Staff Development		-	4,550		-
Staff Recruitment		-	750		-
Student Recruitment / Marketing		-	9,750		-
School Meals / Lunch		-	18,750		-
Travel (Staff)		-	1,000		-
Fundraising		-	1,310		-
Other		-	14,375		-
TOTAL SCHOOL OPERATIONS	-	-	153,325	-	-
FACILITY OPERATION & MAINTENANCE					
Insurance		-	10,272		-
Janitorial		-	33,600		-
Building and Land Rent / Lease / Facility Finance Interest		-	175,200		-
Repairs & Maintenance		-	15,000		-
Equipment / Furniture		-			-
Security		-	500		-
Utilities		-	11,375		-
TOTAL FACILITY OPERATION & MAINTENANCE	-	-	245,947	-	-
DEPRECIATION & AMORTIZATION		-	30,010		-
RESERVES / CONTINGENCY		-			-

Total Revenue	-	-	1,451,913	-	-
Total Expenses	-	-	1,460,489	-	-
Net Income	-	-	(8,576)	-	-
Actual Student Enrollment	-	-	350	-	-
	Quarter - 1/1 - 3/31		4th Quarter - 4/1 - 6/30		
	Revised Budget	Variance	Original Budget	Revised Budget	Variance
TOTAL EXPENSES	-	-	<u>1,460,489</u>	-	-
NET INCOME	-	-	<u>(8,576)</u>	-	-

Total Revenue	-	-	1,451,913	-	-
Total Expenses	-	-	1,460,489	-	-
Net Income	Quarter - 1/1 - 3/31		(8,576)	-	-
Actual Student Enrollment	-	-	350	-	-
	Quarter - 1/1 - 3/31		4th Quarter - 4/1 - 6/30		
	Revised Budget	Variance	Original Budget	Revised Budget	Variance
ENROLLMENT - *School Districts Are Linked To Above Entries*					
Number of Districts:	-	-	15	-	-
ALBANY CITY SD	-	-	257	-	-
BETHLEHEM CSD	-	-	2	-	-
COHOES CITY SD	-	-	2	-	-
EAST GREENBUSH CSD	-	-	1	-	-
GREEN ISLAND UFSD	-	-	1	-	-
GUILDERLAND CSD	-	-	2	-	-
LANSINGBURGH CSD	-	-	7	-	-
RAVENA-COEYMANS-SELKIRK CSD	-	-	2	-	-
SCHENECTADY CITY SD	-	-	32	-	-
SOUTH COLONIE CSD	-	-	2	-	-
TROY CITY SD	-	-	35	-	-
WATERVLIET CITY SD	-	-	4	-	-
NISKAYUNA CSD	-	-	1	-	-
KINDERHOOK CSD	-	-	1	-	-
BRUNSWICK CSD (BRITTONKILL)	-	-	1	-	-
ALL OTHER School Districts: (Weighted Avg)	-	-	-	-	-
TOTAL ENROLLMENT	-	-	350	-	-
REVENUE PER PUPIL	-	-	4,148	-	-
EXPENSES PER PUPIL	-	-	4,173	-	-

ALBANY LEADERSHIP CHARTER HIGH SCHOOL FOR GIRLS
Budget / Operating Plan

2017-18

Total Revenue	5,834,586	5,834,586	-	5,834,586	5,834,586
Total Expenses	5,717,690	5,717,690	-	(5,717,690)	(5,717,690)
Net Income	116,896	116,896	-	116,896	116,896
Actual Student Enrollment					

Total Year			VARIANCE	
Original Budget	Revised Budget	Variance	Original Budget vs. PY Budget	Revised Budget vs. PY Budget

DESCRIPTION OF ASSUMPTIONS

REVENUE

REVENUES FROM STATE SOURCES

2017-18

Per Pupil Revenue

Per Pupil Rate

ALBANY CITY SD	15,072	3,873,504	3,873,504	-	3,873,504	3,873,504
BETHLEHEM CSD	13,513	27,026	27,026	-	27,026	27,026
COHOES CITY SD	12,791	25,582	25,582	-	25,582	25,582
EAST GREENBUSH CSD	12,659	12,659	12,659	-	12,659	12,659
GREEN ISLAND UFSO	13,662	13,662	13,662	-	13,662	13,662
GUILDERLAND CSD	12,354	24,708	24,708	-	24,708	24,708
LANSINGBURGH CSD	10,352	72,464	72,464	-	72,464	72,464
RAVENA-COEYMANS-SELKIRK CSD	14,289	28,578	28,578	-	28,578	28,578
SCHENECTADY CITY SD	12,515	400,480	400,480	-	400,480	400,480
SOUTH COLONIE CSD	13,137	26,274	26,274	-	26,274	26,274
TROY CITY SD	16,486	577,010	577,010	-	577,010	577,010
WATERVLIET CITY SD	10,404	41,616	41,616	-	41,616	41,616
NISKAYUNA CSD	12,790	12,790	12,790	-	12,790	12,790
KINDERHOOK CSD	12,239	12,239	12,239	-	12,239	12,239
BRUNSWICK CSD (BRITTONKILL)	11,501	11,501	11,501	-	11,501	11,501
ALL OTHER School Districts: (Weighted Avg)	-	-	-	-	-	-
TOTAL Per Pupil Revenue (Weighted Average Per Pupil Funding)	14,743	5,160,093	5,160,093	-	5,160,093	5,160,093
Special Education Revenue		102,000	102,000	-	102,000	102,000
Grants						
Stimulus		-	-	-	-	-
DYCD (Department of Youth and Community Development)		-	-	-	-	-
Other		-	-	-	-	-
NYC DoE Rental Assistance		-	-	-	-	-
Other		150,500	150,500	-	150,500	150,500
TOTAL REVENUE FROM STATE SOURCES		5,412,593	5,412,593	-	5,412,593	5,412,593

REVENUE FROM FEDERAL FUNDING

IDEA Special Needs	15,500	15,500	-	15,500	15,500
Title I	125,000	125,000	-	125,000	125,000
Title Funding - Other	6,400	6,400	-	6,400	6,400
School Food Service (Free Lunch)	180,000	180,000	-	180,000	180,000
Grants					

ALBANY LEADERSHIP CHARTER HIGH SCHOOL FOR GIRLS
Budget / Operating Plan

2017-18

Total Revenue	5,834,586	5,834,586	-	5,834,586	5,834,586
Total Expenses	5,717,690	5,717,690	-	(5,717,690)	(5,717,690)
Net Income	116,896	116,896	-	116,896	116,896
Actual Student Enrollment					
	Total Year			VARIANCE	
	Original Budget	Revised Budget	Variance	Original Budget vs. PY Budget	Revised Budget vs. PY Budget
Charter School Program (CSP) Planning & Implementation	-	-	-	-	-
Other	-	-	-	-	-
Other	-	-	-	-	-
TOTAL REVENUE FROM FEDERAL SOURCES	326,900	326,900	-	326,900	326,900
LOCAL and OTHER REVENUE					
Contributions and Donations	6,000	6,000	-	6,000	6,000
Fundraising	-	-	-	-	-
Erate Reimbursement	26,658	26,658	-	26,658	26,658
Earnings on Investments	-	-	-	-	-
Interest Income	-	-	-	-	-
Food Service (Income from meals)	11,375	11,375	-	11,375	11,375
Text Book	28,500	28,500	-	28,500	28,500
OTHER	<u>22,560</u>	<u>22,560</u>	<u>-</u>	<u>22,560</u>	<u>22,560</u>
TOTAL REVENUE FROM LOCAL and OTHER SOURCES	95,093	95,093	-	95,093	95,093
TOTAL REVENUE	<u>5,834,586</u>	<u>5,834,586</u>	-	<u>5,834,586</u>	<u>5,834,586</u>

DESCRIPTION OF ASSUMPTIONS

Summer Food Program (Kids Eat Free)
Loan Aid - Textbooks, Software, Hardware & Library
Gym rental, HVCC, Student fees: Grad., Field Trips

ALBANY LEADERSHIP CHARTER HIGH SCHOOL FOR GIRLS
Budget / Operating Plan

2017-18

Total Revenue	5,834,586	5,834,586	-	5,834,586	5,834,586
Total Expenses	5,717,690	5,717,690	-	(5,717,690)	(5,717,690)
Net Income	116,896	116,896	-	116,896	116,896
Actual Student Enrollment					

Total Year			VARIANCE	
Original Budget	Revised Budget	Variance	Original Budget vs. PY Budget	Revised Budget vs. PY Budget

DESCRIPTION OF ASSUMPTIONS

EXPENSES

ADMINISTRATIVE STAFF PERSONNEL COSTS

Avg. No.
of Positions

Executive Management	1.00	137,956	137,956	-	(137,956)	(137,956)
Instructional Management	2.00	153,000	153,000	-	(153,000)	(153,000)
Deans, Directors & Coordinators	2.00	144,592	144,592	-	(144,592)	(144,592)
CFO / Director of Finance	1.00	95,508	95,508	-	(95,508)	(95,508)
Operation / Business Manager	1.60	71,408	71,408	-	(71,408)	(71,408)
Administrative Staff	9.63	334,110	334,110	-	(334,110)	(334,110)
TOTAL ADMINISTRATIVE STAFF	17.23	936,574	936,574	-	(936,574)	(936,574)

INSTRUCTIONAL PERSONNEL COSTS

Teachers - Regular	21.60	1,089,077	1,089,077	-	(1,089,077)	(1,089,077)
Teachers - SPED	7.00	314,184	314,184	-	(314,184)	(314,184)
Substitute Teachers	-	-	-	-	-	-
Teaching Assistants	4.00	107,933	107,933	-	(107,933)	(107,933)
Specialty Teachers	7.60	385,974	385,974	-	(385,974)	(385,974)
Aides	-	-	-	-	-	-
Therapists & Counselors	3.00	130,278	130,278	-	(130,278)	(130,278)
Other	-	28,065	28,065	-	(28,065)	(28,065)
TOTAL INSTRUCTIONAL	43.20	2,055,511	2,055,511	-	(2,055,511)	(2,055,511)

Includes overload pay

Hourly, not paid through the summer

Q1 Summer school,

NON-INSTRUCTIONAL PERSONNEL COSTS

Nurse	-	5,000	5,000	-	(5,000)	(5,000)
Librarian	-	-	-	-	-	-
Custodian	-	-	-	-	-	-
Security	-	-	-	-	-	-
Other	1.88	124,860	124,860	-	(124,860)	(124,860)
TOTAL NON-INSTRUCTIONAL	1.88	129,860	129,860	-	(129,860)	(129,860)

Cafeteria; Athletic, Student Act. and Other Stipends

SUBTOTAL PERSONNEL SERVICE COSTS

62.31	3,121,945	3,121,945	-	(3,121,945)	(3,121,945)
-------	-----------	-----------	---	-------------	-------------

PAYROLL TAXES AND BENEFITS

Payroll Taxes		238,829	238,829	-	(238,829)	(238,829)
Fringe / Employee Benefits		408,494	408,494	-	(408,494)	(408,494)

ALBANY LEADERSHIP CHARTER HIGH SCHOOL FOR GIRLS
Budget / Operating Plan

2017-18

Total Revenue	5,834,586	5,834,586	-	5,834,586	5,834,586
Total Expenses	5,717,690	5,717,690	-	(5,717,690)	(5,717,690)
Net Income	116,896	116,896	-	116,896	116,896
Actual Student Enrollment					
	Total Year			VARIANCE	
	Original Budget	Revised Budget	Variance	Original Budget vs. PY Budget	Revised Budget vs. PY Budget
Retirement / Pension	90,000	90,000	-	(90,000)	(90,000)
TOTAL PAYROLL TAXES AND BENEFITS	737,323	737,323	-	(737,323)	(737,323)
TOTAL PERSONNEL SERVICE COSTS	3,859,268	3,859,268	-	(3,859,268)	(3,859,268)
CONTRACTED SERVICES					
Accounting / Audit	10,200	10,200	-	(10,200)	(10,200)
Legal	7,000	7,000	-	(7,000)	(7,000)
Management Company Fee	-	-	-	-	-
Nurse Services	28,782	28,782	-	(28,782)	(28,782)
Food Service / School Lunch	25,148	25,148	-	(25,148)	(25,148)
Payroll Services	10,000	10,000	-	(10,000)	(10,000)
Special Ed Services	-	-	-	-	-
Titlement Services (i.e. Title I)	-	-	-	-	-
Other Purchased / Professional / Consulting	151,400	151,400	-	(151,400)	(151,400)
TOTAL CONTRACTED SERVICES	232,530	232,530	-	(232,530)	(232,530)

DESCRIPTION OF ASSUMPTIONS

HVCC payment for college classes in December

ALBANY LEADERSHIP CHARTER HIGH SCHOOL FOR GIRLS
Budget / Operating Plan

2017-18

Total Revenue	5,834,586	5,834,586	-	5,834,586	5,834,586
Total Expenses	5,717,690	5,717,690	-	(5,717,690)	(5,717,690)
Net Income	116,896	116,896	-	116,896	116,896
Actual Student Enrollment					

	Total Year			VARIANCE	
	Original Budget	Revised Budget	Variance	Original Budget vs. PY Budget	Revised Budget vs. PY Budget
SCHOOL OPERATIONS					
Board Expenses	4,750	4,750	-	(4,750)	(4,750)
Classroom / Teaching Supplies & Materials	12,000	12,000	-	(12,000)	(12,000)
Special Ed Supplies & Materials	-	-	-	-	-
Textbooks / Workbooks	23,443	23,443	-	(23,443)	(23,443)
Supplies & Materials other	500	500	-	(500)	(500)
Equipment / Furniture	3,700	3,700	-	(3,700)	(3,700)
Telephone	33,960	33,960	-	(33,960)	(33,960)
Technology	55,100	55,100	-	(55,100)	(55,100)
Student Testing & Assessment	11,000	11,000	-	(11,000)	(11,000)
Field Trips	31,150	31,150	-	(31,150)	(31,150)
Transportation (student)	23,000	23,000	-	(23,000)	(23,000)
Student Services - other	74,150	74,150	-	(74,150)	(74,150)
Office Expense	42,000	42,000	-	(42,000)	(42,000)
Staff Development	18,200	18,200	-	(18,200)	(18,200)
Staff Recruitment	3,000	3,000	-	(3,000)	(3,000)
Student Recruitment / Marketing	39,000	39,000	-	(39,000)	(39,000)
School Meals / Lunch	80,369	80,369	-	(80,369)	(80,369)
Travel (Staff)	4,000	4,000	-	(4,000)	(4,000)
Fundraising	5,240	5,240	-	(5,240)	(5,240)
Other	57,500	57,500	-	(57,500)	(57,500)
TOTAL SCHOOL OPERATIONS	522,062	522,062	-	(522,062)	(522,062)
FACILITY OPERATION & MAINTENANCE					
Insurance	41,089	41,089	-	(41,089)	(41,089)
Janitorial	134,400	134,400	-	(134,400)	(134,400)
Building and Land Rent / Lease / Facility Finance Interest	700,800	700,800	-	(700,800)	(700,800)
Repairs & Maintenance	60,000	60,000	-	(60,000)	(60,000)
Equipment / Furniture	-	-	-	-	-
Security	2,000	2,000	-	(2,000)	(2,000)
Utilities	45,500	45,500	-	(45,500)	(45,500)
TOTAL FACILITY OPERATION & MAINTENANCE	983,789	983,789	-	(983,789)	(983,789)
DEPRECIATION & AMORTIZATION	120,041	120,041	-	(120,041)	(120,041)
RESERVES / CONTINGENCY	-	-	-	-	-

DESCRIPTION OF ASSUMPTIONS

Q1 includes Summer Food Program

Athletics plus Bank Fees/Misc

Bldg and extra parking rental

ALBANY LEADERSHIP CHARTER HIGH SCHOOL FOR GIRLS
Budget / Operating Plan

2017-18

Total Revenue	5,834,586	5,834,586	-	5,834,586	5,834,586
Total Expenses	5,717,690	5,717,690	-	(5,717,690)	(5,717,690)
Net Income	116,896	116,896	-	116,896	116,896
Actual Student Enrollment					
	Total Year			VARIANCE	
	Original Budget	Revised Budget	Variance	Original Budget vs. PY Budget	Revised Budget vs. PY Budget
TOTAL EXPENSES	<u>5,717,690</u>	<u>5,717,690</u>	-	<u>(5,717,690)</u>	<u>(5,717,690)</u>
NET INCOME	<u>116,896</u>	<u>116,896</u>	-	<u>116,896</u>	<u>116,896</u>

DESCRIPTION OF ASSUMPTIONS

		ALBANY LEADERSHIP CHARTER HIGH SCHOOL FOR GIRLS Budget / Operating Plan 2017-18					DESCRIPTION OF ASSUMPTIONS
Total Revenue	5,834,586	5,834,586	-	5,834,586	5,834,586		
Total Expenses	5,717,690	5,717,690	-	(5,717,690)	(5,717,690)		
Net Income	116,896	116,896	-	116,896	116,896		
Actual Student Enrollment							
		Total Year		VARIANCE			
		Original Budget	Revised Budget	Variance	Original Budget vs. PY Budget	Revised Budget vs. PY Budget	
ENROLLMENT - *School Districts Are Linked To Above Entries* Number of Districts: ALBANY CITY SD BETHLEHEM CSD COHOES CITY SD EAST GREENBUSH CSD GREEN ISLAND UFSD GUILDERLAND CSD LANSINGBURGH CSD RAVENA-COEYMAN-SSELKIRK CSD SCHENECTADY CITY SD SOUTH COLONIE CSD TROY CITY SD WATERVLIET CITY SD NISKAYUNA CSD KINDERHOOK CSD BRUNSWICK CSD (BRITTONKILL) ALL OTHER School Districts: (Weighted Avg) TOTAL ENROLLMENT REVENUE PER PUPIL EXPENSES PER PUPIL							

ALBANY LEADERSHIP CHARTER HIGH SCHOOL FOR GIRLS
BALANCE SHEET
2017-18

	<u>Prior Year</u>	Q1	Q2	Q3	Q4
	<u>2016-17</u>	<u>As of 9/30</u>	<u>As of 12/31</u>	<u>As of 3/31</u>	<u>As of 6/30</u>
<u>ASSETS</u>					
<u>CURRENT ASSETS</u>					
Cash and cash equivalents	-	-	-	-	-
Grants and contracts receivable	-	-	-	-	-
Accounts receivables	-	-	-	-	-
Prepaid Expenses	-	-	-	-	-
Contributions and other receivables	-	-	-	-	-
TOTAL CURRENT ASSETS	-	-	-	-	-
<u>PROPERTY, BUILDING AND EQUIPMENT, net</u>	-	-	-	-	-
<u>OTHER ASSETS</u>	-	-	-	-	-
TOTAL ASSETS	-	-	-	-	-
<u>LIABILITIES AND NET ASSETS</u>					
<u>CURRENT LIABILITIES</u>					
Accounts payable and accrued expenses	-	-	-	-	-
Accrued payroll and benefits	-	-	-	-	-
Deferred Revenue	-	-	-	-	-
Current maturities of long-term debt	-	-	-	-	-
Short Term Debt - Bonds, Notes Payable	-	-	-	-	-
Other	-	-	-	-	-
TOTAL CURRENT LIABILITIES	-	-	-	-	-
<u>LONG-TERM DEBT and NOTES PAYABLE, net current maturities</u>	-	-	-	-	-
TOTAL LIABILITIES	-	-	-	-	-
<u>NET ASSETS</u>					
Unrestricted	-	-	-	-	-
Temporarily restricted	-	-	-	-	-
TOTAL NET ASSETS	-	-	-	-	-
TOTAL LIABILITIES AND NET ASSETS	-	-	-	-	-

ALBANY LEADERSHIP CHARTER HIGH S

Budget / Operating Plan

2017-18

Total Revenue	-	1,457,973	-	-	1,462,350	-	-
Total Expenses	-	1,371,667	-	-	1,448,107	-	-
Net Income	-	86,306	-	-	14,243	-	-
Actual Student Enrollment	-	350	-	-	350	-	-

*NOTE: Enrollment, Revenue and Expenditure Data IN the 'Total and Variance Analysis' Section is Based on LAST ACTUAL Quarter Completed	1st Quarter - 7/1 - 9/30			2nd Quarter - 10/1 - 12/31			3rd Quarter
	Actual	Current Budget	Variance	Actual	Current Budget	Variance	Actual

REVENUE

REVENUES FROM STATE SOURCES

Per Pupil Revenue

CY Per Pupil Rate

ALBANY CITY SD	15,072	968,376	-	968,376	-	
BETHLEHEM CSD	13,513	6,757	-	6,757	-	
COHOES CITY SD	12,791	6,396	-	6,396	-	
EAST GREENBUSH CSD	12,659	3,165	-	3,165	-	
GREEN ISLAND UFSD	13,662	3,416	-	3,416	-	
GUILDERLAND CSD	12,354	6,177	-	6,177	-	
LANSINGBURGH CSD	10,352	18,116	-	18,116	-	
RAVENA-COEYMANS-SELKIRK CSD	14,289	7,145	-	7,145	-	
SCHENECTADY CITY SD	12,515	100,120	-	100,120	-	
SOUTH COLONIE CSD	13,137	6,569	-	6,569	-	
TROY CITY SD	16,486	144,253	-	144,253	-	
WATERVLIET CITY SD	10,404	10,404	-	10,404	-	
NISKAYUNA CSD	12,790	3,198	-	3,198	-	
KINDERHOOK CSD	12,239	3,060	-	3,060	-	
BRUNSWICK CSD (BRITTONKILL)	11,501	2,875	-	2,875	-	
ALL OTHER School Districts: (Count = 0)	-	-	-	-	-	
TOTAL Per Pupil Revenue (Weighted Average Per Pupil Funding)	14,743	-	1,290,023	-	1,290,023	-
Special Education Revenue		25,500	-	25,500	-	

Grants

Stimulus	-	-	-	-	-	
DYCD (Department of Youth and Community Development)	-	-	-	-	-	
Other	-	-	-	-	-	
NYC DoE Rental Assistance	-	-	-	-	-	
Other	37,625	-	-	37,625	-	
TOTAL REVENUE FROM STATE SOURCES	-	1,353,148	-	-	1,353,148	-

REVENUE FROM FEDERAL FUNDING

IDEA Special Needs	3,875	-	3,875	-	
Title I	31,250	-	31,250	-	
Title Funding - Other	1,600	-	1,600	-	
School Food Service (Free Lunch)	20,000	-	56,813	-	
Grants					
Charter School Program (CSP) Planning & Implementation	-	-	-	-	
Other	-	-	-	-	

ALBANY LEADERSHIP CHARTER HIGH SCHOOL

Budget / Operating Plan

2017-18

Total Revenue	-	1,457,973	-	-	1,462,350	-	-
Total Expenses	-	1,371,667	-	-	1,448,107	-	-
Net Income	-	86,306	-	-	14,243	-	-
Actual Student Enrollment	-	350	-	-	350	-	-
*NOTE: Enrollment, Revenue and Expenditure Data IN the 'Total and Variance Analysis' Section is Based on LAST ACTUAL Quarter Completed	1st Quarter - 7/1 - 9/30			2nd Quarter - 10/1 - 12/31			3rd Quarter
	Actual	Current Budget	Variance	Actual	Current Budget	Variance	Actual
Other		-	-		-	-	
TOTAL REVENUE FROM FEDERAL SOURCES	-	56,725	-	-	93,538	-	-
LOCAL and OTHER REVENUE							
Contributions and Donations		1,500	-		1,500	-	
Fundraising		-	-		-	-	
Erate Reimbursement		6,665	-		6,665	-	
Earnings on Investments		-	-		-	-	
Interest Income		-	-		-	-	
Food Service (Income from meals)		11,375	-		-	-	
Text Book		28,500	-		-	-	
OTHER		60	-		7,500	-	
TOTAL REVENUE FROM LOCAL and OTHER SOURCES	-	48,100	-	-	15,665	-	-
TOTAL REVENUE	-	1,457,973	-	-	1,462,350	-	-

ALBANY LEADERSHIP CHARTER HIGH S

Budget / Operating Plan

2017-18

Total Revenue	-	1,457,973	-	-	1,462,350	-	-
Total Expenses	-	1,371,667	-	-	1,448,107	-	-
Net Income	-	86,306	-	-	14,243	-	-
Actual Student Enrollment	-	350	-	-	350	-	-

*NOTE: Enrollment, Revenue and Expenditure Data IN the 'Total and Variance Analysis' Section is Based on LAST ACTUAL Quarter Completed	1st Quarter - 7/1 - 9/30			2nd Quarter - 10/1 - 12/31			3rd Quarter
	Actual	Current Budget	Variance	Actual	Current Budget	Variance	Actual

EXPENSES

ADMINISTRATIVE STAFF PERSONNEL COSTS

	Quarter 0 No. of Positions						
Executive Management	-		34,489	-		34,489	-
Instructional Management	-		38,250	-		38,250	-
Deans, Directors & Coordinators	-		36,148	-		36,148	-
CFO / Director of Finance	-		23,877	-		23,877	-
Operation / Business Manager	-		17,852	-		17,852	-
Administrative Staff	-		83,528	-		83,528	-
TOTAL ADMINISTRATIVE STAFF	-	-	234,144	-	-	234,144	-

INSTRUCTIONAL PERSONNEL COSTS

Teachers - Regular	-		272,269	-		272,269	-
Teachers - SPED	-		78,546	-		78,546	-
Substitute Teachers	-		-	-		-	-
Teaching Assistants	-		-	-		35,978	-
Specialty Teachers	-		96,494	-		96,494	-
Aides	-		-	-		-	-
Therapists & Counselors	-		32,570	-		32,570	-
Other	-		28,065	-		-	-
TOTAL INSTRUCTIONAL	-	-	507,943	-	-	515,856	-

NON-INSTRUCTIONAL PERSONNEL COSTS

Nurse	-		5,000	-		-	-
Librarian	-		-	-		-	-
Custodian	-		-	-		-	-
Security	-		-	-		-	-
Other	-		5,670	-		39,730	-
TOTAL NON-INSTRUCTIONAL	-	-	10,670	-	-	39,730	-

SUBTOTAL PERSONNEL SERVICE COSTS

PAYROLL TAXES AND BENEFITS

Payroll Taxes			57,586	-		60,414	-
Fringe / Employee Benefits			102,124	-		102,124	-
Retirement / Pension			22,500	-		22,500	-
TOTAL PAYROLL TAXES AND BENEFITS		-	182,209	-	-	185,038	-
TOTAL PERSONNEL SERVICE COSTS	-	-	934,966	-	-	974,767	-

ALBANY LEADERSHIP CHARTER HIGH SCHOOL

Budget / Operating Plan

2017-18

Total Revenue	-	1,457,973	-	-	1,462,350	-	-
Total Expenses	-	1,371,667	-	-	1,448,107	-	-
Net Income	-	86,306	-	-	14,243	-	-
Actual Student Enrollment	-	350	-	-	350	-	-

*NOTE: Enrollment, Revenue and Expenditure Data IN the 'Total and Variance Analysis' Section is Based on LAST ACTUAL Quarter Completed	1st Quarter - 7/1 - 9/30			2nd Quarter - 10/1 - 12/31			3rd Quarter - 1/1 - 3/31
	Actual	Current Budget	Variance	Actual	Current Budget	Variance	Actual
CONTRACTED SERVICES							
Accounting / Audit		10,200	-		-	-	
Legal		-	-		2,333	-	
Management Company Fee		-	-		-	-	
Nurse Services		-	-		9,594	-	
Food Service / School Lunch		6,287	-		6,287	-	
Payroll Services		2,500	-		2,500	-	
Special Ed Services		-	-		-	-	
Titlement Services (i.e. Title I)		-	-		-	-	
Other Purchased / Professional / Consulting		35,725	-		44,225	-	
TOTAL CONTRACTED SERVICES	-	54,712	-	-	64,939	-	-

ALBANY LEADERSHIP CHARTER HIGH S

Budget / Operating Plan

2017-18

Total Revenue	-	1,457,973	-	-	1,462,350	-	-
Total Expenses	-	1,371,667	-	-	1,448,107	-	-
Net Income	-	86,306	-	-	14,243	-	-
Actual Student Enrollment	-	350	-	-	350	-	-

*NOTE: Enrollment, Revenue and Expenditure Data IN the 'Total and Variance Analysis' Section is Based on LAST ACTUAL Quarter Completed	1st Quarter - 7/1 - 9/30			2nd Quarter - 10/1 - 12/31			3rd Quarter
	Actual	Current Budget	Variance	Actual	Current Budget	Variance	Actual
SCHOOL OPERATIONS							
Board Expenses		1,188	-		1,188	-	
Classroom / Teaching Supplies & Materials		1,000	-		3,667	-	
Special Ed Supplies & Materials		-	-		-	-	
Textbooks / Workbooks		1,000	-		3,181	-	
Supplies & Materials other		125	-		125	-	
Equipment / Furniture		925	-		925	-	
Telephone		8,490	-		8,490	-	
Technology		16,600	-		10,900	-	
Student Testing & Assessment		2,750	-		2,750	-	
Field Trips		-	-		10,383	-	
Transportation (student)		5,750	-		5,750	-	
Student Services - other		1,850	-		24,100	-	
Office Expense		10,500	-		10,500	-	
Staff Development		4,550	-		4,550	-	
Staff Recruitment		750	-		750	-	
Student Recruitment / Marketing		9,750	-		9,750	-	
School Meals / Lunch		24,119	-		18,750	-	
Travel (Staff)		1,000	-		1,000	-	
Fundraising		1,310	-		1,310	-	
Other		14,375	-		14,375	-	
TOTAL SCHOOL OPERATIONS	-	106,032	-	-	132,444	-	-
FACILITY OPERATION & MAINTENANCE							
Insurance		10,272	-		10,272	-	
Janitorial		33,600	-		33,600	-	
Building and Land Rent / Lease / Facility Finance Interest		175,200	-		175,200	-	
Repairs & Maintenance		15,000	-		15,000	-	
Equipment / Furniture		-	-		-	-	
Security		500	-		500	-	
Utilities		11,375	-		11,375	-	
TOTAL FACILITY OPERATION & MAINTENANCE	-	245,947	-	-	245,947	-	-
DEPRECIATION & AMORTIZATION		30,010	-		30,010	-	
RESERVES / CONTINGENCY		-	-		-	-	
TOTAL EXPENSES	-	1,371,667	-	-	1,448,107	-	-

ALBANY LEADERSHIP CHARTER HIGH S

Budget / Operating Pla

2017-18

Total Revenue	-	1,457,973	-	-	1,462,350	-	-
Total Expenses	-	1,371,667	-	-	1,448,107	-	-
Net Income	-	86,306	-	-	14,243	-	-
Actual Student Enrollment	-	350	-	-	350	-	-
				1st Quarter - 7/1 - 9/30			2nd Quarter - 10/1 - 12/31
							3rd Quarter - 1/1 - 3/31
*NOTE: Enrollment, Revenue and Expenditure Data IN the 'Total and Variance Analysis' Section is Based on LAST ACTUAL Quarter Completed							
	Actual	Current Budget	Variance	Actual	Current Budget	Variance	Actual
NET INCOME	-	86,306	-	-	14,243	-	-

ALBANY LEADERSHIP CHARTER HIGH SCHOOL
Budget / Operating Plan
2017-18

Total Revenue	-	1,457,973	-	-	1,462,350	-	-
Total Expenses	-	1,371,667	-	-	1,448,107	-	-
Net Income	-	86,306	-	-	14,243	-	-
Actual Student Enrollment	-	350	-	-	350	-	-

*NOTE: Enrollment, Revenue and Expenditure Data IN the 'Total and Variance Analysis' Section is Based on LAST ACTUAL Quarter Completed	1st Quarter - 7/1 - 9/30			2nd Quarter - 10/1 - 12/31			3rd Quarter - 1/1 - 3/31
	Actual	Current Budget	Variance	Actual	Current Budget	Variance	Actual

ENROLLMENT - *School Districts Are Linked To Above Entries*

ALBANY CITY SD	-	257	-	-	257	-	-
BETHLEHEM CSD	-	2	-	-	2	-	-
COHOES CITY SD	-	2	-	-	2	-	-
EAST GREENBUSH CSD	-	1	-	-	1	-	-
GREEN ISLAND UFSD	-	1	-	-	1	-	-
GUILDERLAND CSD	-	2	-	-	2	-	-
LANSINGBURGH CSD	-	7	-	-	7	-	-
RAVENA-COEYMANS-SELKIRK CSD	-	2	-	-	2	-	-
SCHENECTADY CITY SD	-	32	-	-	32	-	-
SOUTH COLONIE CSD	-	2	-	-	2	-	-
TROY CITY SD	-	35	-	-	35	-	-
WATERVLIET CITY SD	-	4	-	-	4	-	-
NISKAYUNA CSD	-	1	-	-	1	-	-
KINDERHOOK CSD	-	1	-	-	1	-	-
BRUNSWICK CSD (BRITTONKILL)	-	1	-	-	1	-	-
ALL OTHER School Districts: (Count = 0)	-	-	-	-	-	-	-
TOTAL ENROLLMENT	-	350	-	-	350	-	-
REVENUE PER PUPIL	-	4,166	-	-	4,178	-	-
EXPENSES PER PUPIL	-	3,919	-	-	4,137	-	-

SCHOOL FOR GIRLS

n

Total Revenue	1,462,350	-	-	1,451,913	-
Total Expenses	1,437,426	-	-	1,460,489	-
Net Income	24,924	-	-	(8,576)	-
Actual Student Enrollment	350	-	-	350	-

*NOTE: Enrollment, Revenue and Expenditure Data IN the 'Total and Variance Analysis' Section is Based on LAST ACTUAL Quarter Completed	Quarter - 1/1 - 3/31		4th Quarter - 4/1 - 6/30		
	Current Budget	Variance	Actual	Current Budget	Variance

REVENUE

REVENUES FROM STATE SOURCES

Per Pupil Revenue

CY Per Pupil Rate

ALBANY CITY SD	15,072	968,376	-	968,376	-
BETHLEHEM CSD	13,513	6,757	-	6,757	-
COHOES CITY SD	12,791	6,396	-	6,396	-
EAST GREENBUSH CSD	12,659	3,165	-	3,165	-
GREEN ISLAND UFSD	13,662	3,416	-	3,416	-
GUILDERLAND CSD	12,354	6,177	-	6,177	-
LANSINGBURGH CSD	10,352	18,116	-	18,116	-
RAVENA-COEYMANS-SELKIRK CSD	14,289	7,145	-	7,145	-
SCHENECTADY CITY SD	12,515	100,120	-	100,120	-
SOUTH COLONIE CSD	13,137	6,569	-	6,569	-
TROY CITY SD	16,486	144,253	-	144,253	-
WATERVLIET CITY SD	10,404	10,404	-	10,404	-
NISKAYUNA CSD	12,790	3,198	-	3,198	-
KINDERHOOK CSD	12,239	3,060	-	3,060	-
BRUNSWICK CSD (BRITTONKILL)	11,501	2,875	-	2,875	-
ALL OTHER School Districts: (Count = 0)	-	-	-	-	-
TOTAL Per Pupil Revenue (Weighted Average Per Pupil Funding)	14,743	1,290,023	-	1,290,023	-

Special Education Revenue

	25,500	-	25,500	-
--	--------	---	--------	---

Grants

Stimulus	-	-	-	-
DYCD (Department of Youth and Community Development)	-	-	-	-
Other	-	-	-	-
NYC DoE Rental Assistance	-	-	-	-
Other	37,625	-	37,625	-

TOTAL REVENUE FROM STATE SOURCES

1,353,148	-	-	1,353,148	-
-----------	---	---	-----------	---

REVENUE FROM FEDERAL FUNDING

IDEA Special Needs	3,875	-	3,875	-
Title I	31,250	-	31,250	-
Title Funding - Other	1,600	-	1,600	-
School Food Service (Free Lunch)	56,813	-	46,375	-
Grants				
Charter School Program (CSP) Planning & Implementation	-	-	-	-
Other	-	-	-	-

SCHOOL FOR GIRLS

n

Total Revenue	1,462,350	-	-	1,451,913	-
Total Expenses	1,437,426	-	-	1,460,489	-
Net Income	24,924	-	-	(8,576)	-
Actual Student Enrollment	350	-	-	350	-
		Quarter - 1/1 - 3/31		4th Quarter - 4/1 - 6/30	
*NOTE: Enrollment, Revenue and Expenditure Data IN the 'Total and Variance Analysis' Section is Based on LAST ACTUAL Quarter Completed		Current Budget	Variance	Actual	Current Budget Variance
Other		-	-		-
TOTAL REVENUE FROM FEDERAL SOURCES		93,538	-	-	83,100 -
LOCAL and OTHER REVENUE					
Contributions and Donations		1,500	-		1,500 -
Fundraising		-	-		-
Erate Reimbursement		6,665	-		6,665 -
Earnings on Investments		-	-		-
Interest Income		-	-		-
Food Service (Income from meals)		-	-		-
Text Book		-	-		-
OTHER		<u>7,500</u>	-		<u>7,500</u> -
TOTAL REVENUE FROM LOCAL and OTHER SOURCES		15,665	-	-	15,665 -
TOTAL REVENUE		<u>1,462,350</u>	-	-	<u>1,451,913</u> -

SCHOOL FOR GIRLS

n

Total Revenue	1,462,350	-	-	1,451,913	-
Total Expenses	1,437,426	-	-	1,460,489	-
Net Income	24,924	-	-	(8,576)	-
Actual Student Enrollment	350	-	-	350	-

*NOTE: Enrollment, Revenue and Expenditure Data IN the 'Total and Variance Analysis' Section is Based on LAST ACTUAL Quarter Completed	Quarter - 1/1 - 3/31		4th Quarter - 4/1 - 6/30		
	Current Budget	Variance	Actual	Current Budget	Variance

EXPENSES

ADMINISTRATIVE STAFF PERSONNEL COSTS

	Quarter 0 No. of Positions				
Executive Management	-	34,489	-	34,489	-
Instructional Management	-	38,250	-	38,250	-
Deans, Directors & Coordinators	-	36,148	-	36,148	-
CFO / Director of Finance	-	23,877	-	23,877	-
Operation / Business Manager	-	17,852	-	17,852	-
Administrative Staff	-	83,528	-	83,528	-
TOTAL ADMINISTRATIVE STAFF	-	234,144	-	234,144	-

INSTRUCTIONAL PERSONNEL COSTS

Teachers - Regular	-	272,269	-	272,269	-
Teachers - SPED	-	78,546	-	78,546	-
Substitute Teachers	-	-	-	-	-
Teaching Assistants	-	35,978	-	35,978	-
Specialty Teachers	-	96,494	-	96,494	-
Aides	-	-	-	-	-
Therapists & Counselors	-	32,570	-	32,570	-
Other	-	-	-	-	-
TOTAL INSTRUCTIONAL	-	515,856	-	515,856	-

NON-INSTRUCTIONAL PERSONNEL COSTS

Nurse	-	-	-	-	-
Librarian	-	-	-	-	-
Custodian	-	-	-	-	-
Security	-	-	-	-	-
Other	-	39,730	-	39,730	-
TOTAL NON-INSTRUCTIONAL	-	39,730	-	39,730	-

SUBTOTAL PERSONNEL SERVICE COSTS

PAYROLL TAXES AND BENEFITS

Payroll Taxes	-	60,414	-	60,414	-
Fringe / Employee Benefits	-	102,124	-	102,124	-
Retirement / Pension	-	22,500	-	22,500	-
TOTAL PAYROLL TAXES AND BENEFITS	-	185,038	-	185,038	-

TOTAL PERSONNEL SERVICE COSTS

-	-	974,767	-	974,767	-
---	---	---------	---	---------	---

SCHOOL FOR GIRLS					
n					
Total Revenue	1,462,350	-	-	1,451,913	-
Total Expenses	1,437,426	-	-	1,460,489	-
Net Income	24,924	-	-	(8,576)	-
Actual Student Enrollment	350	-	-	350	-
		Quarter - 1/1 - 3/31		4th Quarter - 4/1 - 6/30	
*NOTE: Enrollment, Revenue and Expenditure Data IN the 'Total and Variance Analysis' Section is Based on LAST ACTUAL Quarter Completed		SCHOOL FOR GIRLS			
		n	Current		
			Budget	Variance	
					Actual
					Current
					Budget
					Variance
CONTRACTED SERVICES					
Accounting / Audit	-	-		-	-
Legal	2,333	-		2,334	-
Management Company Fee	-	-		-	-
Nurse Services	9,594	-		9,594	-
Food Service / School Lunch	6,287	-		6,287	-
Payroll Services	2,500	-		2,500	-
Special Ed Services	-	-		-	-
Titlement Services (i.e. Title I)	-	-		-	-
Other Purchased / Professional / Consulting	35,725	-		35,725	-
TOTAL CONTRACTED SERVICES	56,439	-	-	56,440	-

SCHOOL FOR GIRLS

n

Total Revenue	1,462,350	-	-	1,451,913	-
Total Expenses	1,437,426	-	-	1,460,489	-
Net Income	24,924	-	-	(8,576)	-
Actual Student Enrollment	350	-	-	350	-

*NOTE: Enrollment, Revenue and Expenditure Data IN the 'Total and Variance Analysis' Section is Based on LAST ACTUAL Quarter Completed	Quarter - 1/1 - 3/31		4th Quarter - 4/1 - 6/30		
	Current Budget	Variance	Actual	Current Budget	Variance
SCHOOL OPERATIONS					
Board Expenses	1,188	-		1,188	-
Classroom / Teaching Supplies & Materials	3,667	-		3,667	-
Special Ed Supplies & Materials	-	-		-	-
Textbooks / Workbooks	1,000	-		18,262	-
Supplies & Materials other	125	-		125	-
Equipment / Furniture	925	-		925	-
Telephone	8,490	-		8,490	-
Technology	10,900	-		16,700	-
Student Testing & Assessment	2,750	-		2,750	-
Field Trips	10,383	-		10,383	-
Transportation (student)	5,750	-		5,750	-
Student Services - other	24,100	-		24,100	-
Office Expense	10,500	-		10,500	-
Staff Development	4,550	-		4,550	-
Staff Recruitment	750	-		750	-
Student Recruitment / Marketing	9,750	-		9,750	-
School Meals / Lunch	18,750	-		18,750	-
Travel (Staff)	1,000	-		1,000	-
Fundraising	1,310	-		1,310	-
Other	14,375	-		14,375	-
TOTAL SCHOOL OPERATIONS	130,263	-	-	153,325	-
FACILITY OPERATION & MAINTENANCE					
Insurance	10,272	-		10,272	-
Janitorial	33,600	-		33,600	-
Building and Land Rent / Lease / Facility Finance Interest	175,200	-		175,200	-
Repairs & Maintenance	15,000	-		15,000	-
Equipment / Furniture	-	-		-	-
Security	500	-		500	-
Utilities	11,375	-		11,375	-
TOTAL FACILITY OPERATION & MAINTENANCE	245,947	-	-	245,947	-
DEPRECIATION & AMORTIZATION	30,010	-		30,010	-
RESERVES / CONTINGENCY	-	-		-	-
TOTAL EXPENSES	1,437,426	-	-	1,460,489	-

SCHOOL FOR GIRLS					
SCHOOL FOR GIRLS					
n					
Total Revenue	1,462,350	-	-	1,451,913	-
Total Expenses	1,437,426	-	-	1,460,489	-
Net Income	24,924	-	-	(8,576)	-
Actual Student Enrollment	350	-	-	350	-
*NOTE: Enrollment, Revenue and Expenditure Data IN the 'Total and Variance Analysis' Section is Based on LAST ACTUAL Quarter Completed			Quarter - 1/1 - 3/31		4th Quarter - 4/1 - 6/30
			Quarter - 1/1 - 3/31		
			Current Budget	Variance	Actual Current Budget Variance
NET INCOME	24,924	-	-	-	(8,576) -

SCHOOL FOR GIRLS					
n					
Total Revenue	1,462,350	-	-	1,451,913	-
Total Expenses	1,437,426	-	-	1,460,489	-
Net Income	24,924	-	-	(8,576)	-
Actual Student Enrollment	350	-	-	350	-
Quarter - 1/1 - 3/31					
Quarter - 1/1 - 3/31			4th Quarter - 4/1 - 6/30		
*NOTE: Enrollment, Revenue and Expenditure Data IN the 'Total and Variance Analysis' Section is Based on LAST ACTUAL Quarter Completed					
			Current Budget	Variance	Actual
				Current Budget	Variance
ENROLLMENT - *School Districts Are Linked To Above Entries*					
ALBANY CITY SD	257	-	-	257	-
BETHLEHEM CSD	2	-	-	2	-
COHOES CITY SD	2	-	-	2	-
EAST GREENBUSH CSD	1	-	-	1	-
GREEN ISLAND UFSD	1	-	-	1	-
GUILDERLAND CSD	2	-	-	2	-
LANSINGBURGH CSD	7	-	-	7	-
RAVENA-COEYMANS-SELKIRK CSD	2	-	-	2	-
SCHENECTADY CITY SD	32	-	-	32	-
SOUTH COLONIE CSD	2	-	-	2	-
TROY CITY SD	35	-	-	35	-
WATERVLIET CITY SD	4	-	-	4	-
NISKAYUNA CSD	1	-	-	1	-
KINDERHOOK CSD	1	-	-	1	-
BRUNSWICK CSD (BRITTONKILL)	1	-	-	1	-
ALL OTHER School Districts: (Count = 0)	-	-	-	-	-
TOTAL ENROLLMENT	350	-	-	350	-
REVENUE PER PUPIL	4,178	-	-	4,148	-
EXPENSES PER PUPIL	4,107	-	-	4,173	-

ALBANY LEADERSHIP CHARTER HIGH SCHOOL FOC

Budget / Operating Plan

2017-18

Total Revenue	-	-	-	5,834,586	(5,834,586)	-	-	5,834,5
Total Expenses	-	-	-	5,717,690	5,717,690	-	-	5,717,6
Net Income	-	-	-	116,896	(116,896)	-	-	116,8
Actual Student Enrollment	-	-	-			-	-	

*NOTE: Enrollment, Revenue and Expenditure Data IN the 'Total and Variance Analysis' Section is Based on LAST ACTUAL Quarter Completed

TOTALS AND VARIANCE ANALYSIS

	Actual	Current Budget (Current Quarter)	Actual vs. Current Budget	Current Budget - TY	Actual vs. Current Budget TY	Original Budget (Current Quarter)	Actual vs. Original Budget	Original Budget -
REVENUE								
REVENUES FROM STATE SOURCES								
Per Pupil Revenue								
ALBANY CITY SD	-	-	-	3,873,504	(3,873,504)	-	-	3,873,5
BETHLEHEM CSD	-	-	-	27,026	(27,026)	-	-	27,0
COHOES CITY SD	-	-	-	25,582	(25,582)	-	-	25,5
EAST GREENBUSH CSD	-	-	-	12,659	(12,659)	-	-	12,6
GREEN ISLAND UFSD	-	-	-	13,662	(13,662)	-	-	13,6
GUILDERLAND CSD	-	-	-	24,708	(24,708)	-	-	24,7
LANSINGBURGH CSD	-	-	-	72,464	(72,464)	-	-	72,4
RAVENA-COEYMANS-SELKIRK CSD	-	-	-	28,578	(28,578)	-	-	28,5
SCHENECTADY CITY SD	-	-	-	400,480	(400,480)	-	-	400,4
SOUTH COLONIE CSD	-	-	-	26,274	(26,274)	-	-	26,2
TROY CITY SD	-	-	-	577,010	(577,010)	-	-	577,0
WATERVLIET CITY SD	-	-	-	41,616	(41,616)	-	-	41,6
NISKAYUNA CSD	-	-	-	12,790	(12,790)	-	-	12,7
KINDERHOOK CSD	-	-	-	12,239	(12,239)	-	-	12,2
BRUNSWICK CSD (BRITTONKILL)	-	-	-	11,501	(11,501)	-	-	11,5
ALL OTHER School Districts: (Count = 0)	-	-	-	-	-	-	-	-
TOTAL Per Pupil Revenue (Weighted Average Per Pupil Funding)	-	-	-	5,160,093	(5,160,093)	-	-	5,160,0
Special Education Revenue	-	-	-	102,000	(102,000)	-	-	102,0
Grants	-	-	-	-	-	-	-	-
Stimulus	-	-	-	-	-	-	-	-
DYCD (Department of Youth and Community Development)	-	-	-	-	-	-	-	-
Other	-	-	-	-	-	-	-	-
NYC DoE Rental Assistance	-	-	-	-	-	-	-	-
Other	-	-	-	150,500	(150,500)	-	-	150,5
TOTAL REVENUE FROM STATE SOURCES	-	-	-	5,412,593	(5,412,593)	-	-	5,412,5
REVENUE FROM FEDERAL FUNDING								
IDEA Special Needs	-	-	-	15,500	(15,500)	-	-	15,5
Title I	-	-	-	125,000	(125,000)	-	-	125,0
Title Funding - Other	-	-	-	6,400	(6,400)	-	-	6,4
School Food Service (Free Lunch)	-	-	-	180,000	(180,000)	-	-	180,0
Grants	-	-	-	-	-	-	-	-
Charter School Program (CSP) Planning & Implementation	-	-	-	-	-	-	-	-
Other	-	-	-	-	-	-	-	-

				ALBANY LEADERSHIP CHARTER HIGH SCHOOL FOC							
				Budget / Operating Plan							
				2017-18							
Total Revenue				-	-	-	5,834,586	(5,834,586)	-	-	5,834,5
Total Expenses				-	-	-	5,717,690	5,717,690	-	-	5,717,6
Net Income				-	-	-	116,896	(116,896)	-	-	116,8
Actual Student Enrollment				-	-	-			-	-	
*NOTE: Enrollment, Revenue and Expenditure Data IN the 'Total and Variance Analysis' Section is Based on LAST ACTUAL Quarter Completed				TOTALS AND VARIANCE ANALYSIS							
				Actual	Current Budget (Current Quarter)	Actual vs. Current Budget	Current Budget - TY	Actual vs. Current Budget TY	Original Budget (Current Quarter)	Actual vs. Original Budget	Original Budget -
EXPENSES											
			Quarter 0								
ADMINISTRATIVE STAFF PERSONNEL COSTS			No. of Positions								
Executive Management			-	-	-	-	137,956	137,956	-	-	137,9
Instructional Management			-	-	-	-	153,000	153,000	-	-	153,0
Deans, Directors & Coordinators			-	-	-	-	144,592	144,592	-	-	144,5
CFO / Director of Finance			-	-	-	-	95,508	95,508	-	-	95,5
Operation / Business Manager			-	-	-	-	71,408	71,408	-	-	71,4
Administrative Staff			-	-	-	-	334,110	334,110	-	-	334,1
TOTAL ADMINISTRATIVE STAFF			-	-	-	-	936,574	936,574	-	-	936,5
INSTRUCTIONAL PERSONNEL COSTS											
Teachers - Regular			-	-	-	-	1,089,077	1,089,077	-	-	1,089,0
Teachers - SPED			-	-	-	-	314,184	314,184	-	-	314,1
Substitute Teachers			-	-	-	-	-	-	-	-	-
Teaching Assistants			-	-	-	-	107,933	107,933	-	-	107,9
Specialty Teachers			-	-	-	-	385,974	385,974	-	-	385,9
Aides			-	-	-	-	-	-	-	-	-
Therapists & Counselors			-	-	-	-	130,278	130,278	-	-	130,2
Other			-	-	-	-	28,065	28,065	-	-	28,0
TOTAL INSTRUCTIONAL			-	-	-	-	2,055,511	2,055,511	-	-	2,055,5
NON-INSTRUCTIONAL PERSONNEL COSTS											
Nurse			-	-	-	-	5,000	5,000	-	-	5,0
Librarian			-	-	-	-	-	-	-	-	-
Custodian			-	-	-	-	-	-	-	-	-
Security			-	-	-	-	-	-	-	-	-
Other			-	-	-	-	124,860	124,860	-	-	124,8
TOTAL NON-INSTRUCTIONAL			-	-	-	-	129,860	129,860	-	-	129,8
SUBTOTAL PERSONNEL SERVICE COSTS			-	-	-	-	3,121,945	3,121,945	-	-	3,121,9
PAYROLL TAXES AND BENEFITS											
Payroll Taxes				-	-	-	238,829	238,829	-	-	238,8
Fringe / Employee Benefits				-	-	-	408,494	408,494	-	-	408,4
Retirement / Pension				-	-	-	90,000	90,000	-	-	90,0
TOTAL PAYROLL TAXES AND BENEFITS				-	-	-	737,323	737,323	-	-	737,3
TOTAL PERSONNEL SERVICE COSTS			-	-	-	-	3,859,268	3,859,268	-	-	3,859,2

	ALBANY LEADERSHIP CHARTER HIGH SCHOOL FOC							
	Budget / Operating Plan							
	2017-18							
Total Revenue	-	-	-	5,834,586	(5,834,586)	-	-	5,834,5
Total Expenses	-	-	-	5,717,690	5,717,690	-	-	5,717,6
Net Income	-	-	-	116,896	(116,896)	-	-	116,8
Actual Student Enrollment	-	-	-			-	-	

*NOTE: Enrollment, Revenue and Expenditure Data IN the 'Total and Variance Analysis' Section is Based on LAST ACTUAL Quarter Completed	TOTALS AND VARIANCE ANALYSIS							
	Actual	Current Budget (Current Quarter)	Actual vs. Current Budget	Current Budget - TY	Actual vs. Current Budget TY	Original Budget (Current Quarter)	Actual vs. Original Budget	Original Budget -
CONTRACTED SERVICES								
Accounting / Audit	-	-	-	10,200	10,200	-	-	10,2
Legal	-	-	-	7,000	7,000	-	-	7,0
Management Company Fee	-	-	-	-	-	-	-	
Nurse Services	-	-	-	28,782	28,782	-	-	28,7
Food Service / School Lunch	-	-	-	25,148	25,148	-	-	25,1
Payroll Services	-	-	-	10,000	10,000	-	-	10,0
Special Ed Services	-	-	-	-	-	-	-	
Titlement Services (i.e. Title I)	-	-	-	-	-	-	-	
Other Purchased / Professional / Consulting	-	-	-	151,400	151,400	-	-	151,4
TOTAL CONTRACTED SERVICES	-	-	-	232,530	232,530	-	-	232,5

				ALBANY LEADERSHIP CHARTER HIGH SCHOOL FOC				
				Budget / Operating Plan				
				2017-18				
Total Revenue	-	-	-	5,834,586	(5,834,586)	-	-	5,834,5
Total Expenses	-	-	-	5,717,690	5,717,690	-	-	5,717,6
Net Income	-	-	-	116,896	(116,896)	-	-	116,8
Actual Student Enrollment	-	-	-			-	-	
				TOTALS AND VARIANCE ANALYSIS				
*NOTE: Enrollment, Revenue and Expenditure Data IN the 'Total and Variance Analysis' Section is Based on LAST ACTUAL Quarter Completed				Current	Actual	Current	Original	Actual
				Budget	vs.	Budget	Budget	vs.
				(Current	Current	Current	(Current	Original
				Quarter)	Budget	Budget - TY	Quarter)	Budget
				Actual				Original
								Budget -
SCHOOL OPERATIONS								
Board Expenses	-	-	-	4,750	4,750	-	-	4,7
Classroom / Teaching Supplies & Materials	-	-	-	12,000	12,000	-	-	12,0
Special Ed Supplies & Materials	-	-	-	-	-	-	-	-
Textbooks / Workbooks	-	-	-	23,443	23,443	-	-	23,4
Supplies & Materials other	-	-	-	500	500	-	-	5
Equipment / Furniture	-	-	-	3,700	3,700	-	-	3,7
Telephone	-	-	-	33,960	33,960	-	-	33,9
Technology	-	-	-	55,100	55,100	-	-	55,1
Student Testing & Assessment	-	-	-	11,000	11,000	-	-	11,0
Field Trips	-	-	-	31,150	31,150	-	-	31,1
Transportation (student)	-	-	-	23,000	23,000	-	-	23,0
Student Services - other	-	-	-	74,150	74,150	-	-	74,1
Office Expense	-	-	-	42,000	42,000	-	-	42,0
Staff Development	-	-	-	18,200	18,200	-	-	18,2
Staff Recruitment	-	-	-	3,000	3,000	-	-	3,0
Student Recruitment / Marketing	-	-	-	39,000	39,000	-	-	39,0
School Meals / Lunch	-	-	-	80,369	80,369	-	-	80,3
Travel (Staff)	-	-	-	4,000	4,000	-	-	4,0
Fundraising	-	-	-	5,240	5,240	-	-	5,2
Other	-	-	-	57,500	57,500	-	-	57,5
TOTAL SCHOOL OPERATIONS	-	-	-	522,062	522,062	-	-	522,0
FACILITY OPERATION & MAINTENANCE								
Insurance	-	-	-	41,089	41,089	-	-	41,0
Janitorial	-	-	-	134,400	134,400	-	-	134,4
Building and Land Rent / Lease / Facility Finance Interest	-	-	-	700,800	700,800	-	-	700,8
Repairs & Maintenance	-	-	-	60,000	60,000	-	-	60,0
Equipment / Furniture	-	-	-	-	-	-	-	-
Security	-	-	-	2,000	2,000	-	-	2,0
Utilities	-	-	-	45,500	45,500	-	-	45,5
TOTAL FACILITY OPERATION & MAINTENANCE	-	-	-	983,789	983,789	-	-	983,7
DEPRECIATION & AMORTIZATION				-	-	-	-	-
RESERVES / CONTINGENCY				-	-	-	-	-
TOTAL EXPENSES	-	-	-	5,717,690	5,717,690	-	-	5,717,6

				ALBANY LEADERSHIP CHARTER HIGH SCHOOL FOC				
				Budget / Operating Plan				
				2017-18				
Total Revenue	-	-	-	5,834,586	(5,834,586)	-	-	5,834,5
Total Expenses	-	-	-	5,717,690	5,717,690	-	-	5,717,6
Net Income	-	-	-	116,896	(116,896)	-	-	116,8
Actual Student Enrollment	-	-	-			-	-	
				TOTALS AND VARIANCE ANALYSIS				
*NOTE: Enrollment, Revenue and Expenditure Data IN the 'Total and Variance Analysis' Section is Based on LAST ACTUAL Quarter Completed				Current Budget (Current Quarter)	Actual vs. Current Budget	Current Budget - TY	Actual vs. Current Budget TY	Original Budget (Current Quarter)
				Actual				Original Budget
NET INCOME	-	-	-	116,896	(116,896)		-	116,8

				ALBANY LEADERSHIP CHARTER HIGH SCHOOL FOCUS				
				Budget / Operating Plan				
				2017-18				
Total Revenue	-	-	-	5,834,586	(5,834,586)	-	-	5,834,586
Total Expenses	-	-	-	5,717,690	5,717,690	-	-	5,717,690
Net Income	-	-	-	116,896	(116,896)	-	-	116,896
Actual Student Enrollment	-	-	-			-	-	
				TOTALS AND VARIANCE ANALYSIS				
*NOTE: Enrollment, Revenue and Expenditure Data IN the 'Total and Variance Analysis' Section is Based on LAST ACTUAL Quarter Completed				TOTALS AND VARIANCE ANALYSIS				
				Current Budget	Actual vs. Current Budget	Current Budget	Actual vs. Current Budget	Original Budget
				(Current Quarter)		(Current Quarter)		(Current Quarter)
				Actual		Actual		Actual
ENROLLMENT - *School Districts Are Linked To Above Entries*				* Enrollment Data Based on Last Actual Quarter Completed				
ALBANY CITY SD				-	-	-	-	-
BETHLEHEM CSD				-	-	-	-	-
COHOES CITY SD				-	-	-	-	-
EAST GREENBUSH CSD				-	-	-	-	-
GREEN ISLAND UFSD				-	-	-	-	-
GUILDERLAND CSD				-	-	-	-	-
LANSINGBURGH CSD				-	-	-	-	-
RAVENA-COEYMANS-SELKIRK CSD				-	-	-	-	-
SCHENECTADY CITY SD				-	-	-	-	-
SOUTH COLONIE CSD				-	-	-	-	-
TROY CITY SD				-	-	-	-	-
WATERVLIET CITY SD				-	-	-	-	-
NISKAYUNA CSD				-	-	-	-	-
KINDERHOOK CSD				-	-	-	-	-
BRUNSWICK CSD (BRITTONKILL)				-	-	-	-	-
ALL OTHER School Districts: (Count = 0)				-	-	-	-	-
TOTAL ENROLLMENT				-	-	-	-	-
REVENUE PER PUPIL				-	-	-	-	-
EXPENSES PER PUPIL				-	-	-	-	-

GIRLS

Total Revenue	(5,834,586)	-	-
Total Expenses	5,717,690	-	-
Net Income	(116,896)	-	-
Actual Student Enrollment		-	-
*NOTE: Enrollment, Revenue and Expenditure Data IN the 'Total and Variance Analysis' Section is Based on LAST ACTUAL Quarter Completed		Actual vs. Original Budget TY	PY Actual (PY TY / No. of COMPLETED Actual CY vs. Actual PY
REVENUE			
REVENUES FROM STATE SOURCES			
Per Pupil Revenue	CY Per Pupil Rate		
ALBANY CITY SD	15,072	(3,873,504)	-
BETHLEHEM CSD	13,513	(27,026)	-
COHOES CITY SD	12,791	(25,582)	-
EAST GREENBUSH CSD	12,659	(12,659)	-
GREEN ISLAND UFSD	13,662	(13,662)	-
GUILDERLAND CSD	12,354	(24,708)	-
LANSINGBURGH CSD	10,352	(72,464)	-
RAVENA-COEYMANS-SELKIRK CSD	14,289	(28,578)	-
SCHENECTADY CITY SD	12,515	(400,480)	-
SOUTH COLONIE CSD	13,137	(26,274)	-
TROY CITY SD	16,486	(577,010)	-
WATERVLIET CITY SD	10,404	(41,616)	-
NISKAYUNA CSD	12,790	(12,790)	-
KINDERHOOK CSD	12,239	(12,239)	-
BRUNSWICK CSD (BRITTONKILL)	11,501	(11,501)	-
ALL OTHER School Districts: (Count = 0)	-	-	-
TOTAL Per Pupil Revenue (Weighted Average Per Pupil Funding)	14,743	(5,160,093)	-
Special Education Revenue		(102,000)	-
Grants			
Stimulus		-	-
DYCD (Department of Youth and Community Development)		-	-
Other		-	-
NYC DoE Rental Assistance		-	-
Other		(150,500)	-
TOTAL REVENUE FROM STATE SOURCES		(5,412,593)	-
REVENUE FROM FEDERAL FUNDING			
IDEA Special Needs		(15,500)	-
Title I		(125,000)	-
Title Funding - Other		(6,400)	-
School Food Service (Free Lunch)		(180,000)	-
Grants			
Charter School Program (CSP) Planning & Implementation		-	-
Other		-	-

GIRLS

Total Revenue	(5,834,586)	-	-
Total Expenses	5,717,690	-	-
Net Income	(116,896)	-	-
Actual Student Enrollment		-	
*NOTE: Enrollment, Revenue and Expenditure Data IN the 'Total and Variance Analysis' Section is Based on LAST ACTUAL Quarter Completed		Actual vs. Original Budget TY	PY Actual (PY TY / No. of COMPLETED Actual CY Actual PY
Other	-	-	-
TOTAL REVENUE FROM FEDERAL SOURCES	(326,900)	-	-
LOCAL and OTHER REVENUE			
Contributions and Donations	(6,000)	-	-
Fundraising	-	-	-
Erate Reimbursement	(26,658)	-	-
Earnings on Investments	-	-	-
Interest Income	-	-	-
Food Service (Income from meals)	(11,375)	-	-
Text Book	(28,500)	-	-
OTHER	(22,560)	-	-
TOTAL REVENUE FROM LOCAL and OTHER SOURCES	(95,093)	-	-
TOTAL REVENUE	(5,834,586)	-	-

GIRLS

Total Revenue	(5,834,586)	-	-
Total Expenses	5,717,690	-	-
Net Income	(116,896)	-	-
Actual Student Enrollment		-	

***NOTE: Enrollment, Revenue and Expenditure Data IN the 'Total and Variance Analysis' Section is Based on LAST ACTUAL Quarter Completed**

Actual vs. Original Budget TY	PY Actual (PY TY / No. of COMPLETED Actual CY	Actual CY vs. Actual PY
--	--	--

EXPENSES

ADMINISTRATIVE STAFF PERSONNEL COSTS

	Quarter 0 No. of Positions			
Executive Management	-	137,956	-	-
Instructional Management	-	153,000	-	-
Deans, Directors & Coordinators	-	144,592	-	-
CFO / Director of Finance	-	95,508	-	-
Operation / Business Manager	-	71,408	-	-
Administrative Staff	-	334,110	-	-
TOTAL ADMINISTRATIVE STAFF	-	936,574	-	-

INSTRUCTIONAL PERSONNEL COSTS

Teachers - Regular	-	1,089,077	-	-
Teachers - SPED	-	314,184	-	-
Substitute Teachers	-	-	-	-
Teaching Assistants	-	107,933	-	-
Specialty Teachers	-	385,974	-	-
Aides	-	-	-	-
Therapists & Counselors	-	130,278	-	-
Other	-	28,065	-	-
TOTAL INSTRUCTIONAL	-	2,055,511	-	-

NON-INSTRUCTIONAL PERSONNEL COSTS

Nurse	-	5,000	-	-
Librarian	-	-	-	-
Custodian	-	-	-	-
Security	-	-	-	-
Other	-	124,860	-	-
TOTAL NON-INSTRUCTIONAL	-	129,860	-	-

SUBTOTAL PERSONNEL SERVICE COSTS

	-	3,121,945	-	-
--	---	-----------	---	---

PAYROLL TAXES AND BENEFITS

Payroll Taxes		238,829	-	-
Fringe / Employee Benefits		408,494	-	-
Retirement / Pension		90,000	-	-
TOTAL PAYROLL TAXES AND BENEFITS		737,323	-	-

TOTAL PERSONNEL SERVICE COSTS

	-	3,859,268	-	-
--	---	-----------	---	---

GIRLS			
Total Revenue	(5,834,586)	-	-
Total Expenses	5,717,690	-	-
Net Income	(116,896)	-	-
Actual Student Enrollment		-	
<div> <div> *NOTE: Enrollment, Revenue and Expenditure Data IN the 'Total and Variance Analysis' Section is Based on LAST ACTUAL Quarter Completed </div> <div> <div>Actual GIRLS vs. Original Budget TY</div> <div>PY Actual (PY TY / No. of COMPLETED Actual CY</div> <div>Actual CY vs. Actual PY</div> </div> </div>			
CONTRACTED SERVICES			
Accounting / Audit	10,200	-	-
Legal	7,000	-	-
Management Company Fee	-	-	-
Nurse Services	28,782	-	-
Food Service / School Lunch	25,148	-	-
Payroll Services	10,000	-	-
Special Ed Services	-	-	-
Titlement Services (i.e. Title I)	-	-	-
Other Purchased / Professional / Consulting	151,400	-	-
TOTAL CONTRACTED SERVICES	232,530	-	-

GIRLS

Total Revenue	(5,834,586)	-	-
Total Expenses	5,717,690	-	-
Net Income	(116,896)	-	-
Actual Student Enrollment		-	-
*NOTE: Enrollment, Revenue and Expenditure Data IN the 'Total and Variance Analysis' Section is Based on LAST ACTUAL Quarter Completed		Actual vs. Original Budget TY	PY Actual (PY TY / No. of COMPLETED Actual CY vs. Actual PY
SCHOOL OPERATIONS			
Board Expenses	4,750	-	-
Classroom / Teaching Supplies & Materials	12,000	-	-
Special Ed Supplies & Materials	-	-	-
Textbooks / Workbooks	23,443	-	-
Supplies & Materials other	500	-	-
Equipment / Furniture	3,700	-	-
Telephone	33,960	-	-
Technology	55,100	-	-
Student Testing & Assessment	11,000	-	-
Field Trips	31,150	-	-
Transportation (student)	23,000	-	-
Student Services - other	74,150	-	-
Office Expense	42,000	-	-
Staff Development	18,200	-	-
Staff Recruitment	3,000	-	-
Student Recruitment / Marketing	39,000	-	-
School Meals / Lunch	80,369	-	-
Travel (Staff)	4,000	-	-
Fundraising	5,240	-	-
Other	57,500	-	-
TOTAL SCHOOL OPERATIONS	522,062	-	-
FACILITY OPERATION & MAINTENANCE			
Insurance	41,089	-	-
Janitorial	134,400	-	-
Building and Land Rent / Lease / Facility Finance Interest	700,800	-	-
Repairs & Maintenance	60,000	-	-
Equipment / Furniture	-	-	-
Security	2,000	-	-
Utilities	45,500	-	-
TOTAL FACILITY OPERATION & MAINTENANCE	983,789	-	-
DEPRECIATION & AMORTIZATION	120,041	-	-
RESERVES / CONTINGENCY	-	-	-
TOTAL EXPENSES	5,717,690	-	-

GIRLS GIRLS			
Total Revenue	(5,834,586)	-	-
Total Expenses	5,717,690	-	-
Net Income	(116,896)	-	-
Actual Student Enrollment		-	
<div> <div> *NOTE: Enrollment, Revenue and Expenditure Data IN the 'Total and Variance Analysis' Section is Based on LAST ACTUAL Quarter Completed </div> <div> <div>Actual vs. Original Budget TY</div> <div>PY Actual (PY TY / No. of COMPLETED Actual CY</div> <div>Actual CY vs. Actual PY</div> </div> </div>			
NET INCOME	(116,896)	-	-

GIRLS			
		-	-
Total Revenue	(5,834,586)	-	-
Total Expenses	5,717,690	-	-
Net Income	(116,896)	-	-
Actual Student Enrollment		-	-
*NOTE: Enrollment, Revenue and Expenditure Data IN the 'Total and Variance Analysis' Section is Based on LAST ACTUAL Quarter Completed		Actual vs. Original Budget TY	PY Actual (PY TY / No. of COMPLETED Actual CY Actual CY vs. Actual PY
ENROLLMENT - *School Districts Are Linked To Above Entries*			
ALBANY CITY SD		-	-
BETHLEHEM CSD		-	-
COHOES CITY SD		-	-
EAST GREENBUSH CSD		-	-
GREEN ISLAND UFSD		-	-
GUILDERLAND CSD		-	-
LANSINGBURGH CSD		-	-
RAVENA-COEYMANS-SELKIRK CSD		-	-
SCHENECTADY CITY SD		-	-
SOUTH COLONIE CSD		-	-
TROY CITY SD		-	-
WATERVLIET CITY SD		-	-
NISKAYUNA CSD		-	-
KINDERHOOK CSD		-	-
BRUNSWICK CSD (BRITTONKILL)		-	-
ALL OTHER School Districts: (Count = 0)		-	-
TOTAL ENROLLMENT		-	-
REVENUE PER PUPIL		-	-
EXPENSES PER PUPIL		-	-



Annual Report Requirement
for SUNY Authorized Charter Schools
ALBANY LEADERSHIP CHARTER HIGH SCHOOL FOR GIRLS
2017-18

Administrative
expenditures per pupil:

\$0.00

Per NYS Statute

Administrative expenditures per pupil: the sum of all general administration salaries and other general administration expenditures divided by the total number of enrolled students. Employee benefit costs or expenditures should not be reported here.

***NOTE: THIS TAB ONLY NEEDS TO BE COMPLETED FOR Q4**

**Disclosure of Financial Interest by a Current or Proposed Charter School
Education Corporation Trustee**

Trustee Name:

Elizabeth Robertson

Name of Charter School Education Corporation (for an unmerged school, this is the Charter School Name):

Albany Leadership Charter High School for Girls

1. List all positions held on the education corporation board (e.g., president, treasurer, parent representative).

Chair

2. Is the trustee an employee of any school operated by the Education Corporation?
Yes ☒ No

If **Yes**, for each school, please provide a description of the position(s) you hold, your responsibilities, your salary and your start date.

3. Is the trustee an employee or agent of the management company or institutional partner of the charter school(s) governed by the Education Corporation?

Yes ☒ No

If **Yes**, for each school, please provide a description of the position(s) you hold, your responsibilities, your salary and your start date.


4. Identify each interest/transaction (and provide the requested information) that you or any of your immediate family members or any persons who live with you in your house have held or engaged in with the charter school(s) governed by the Education Corporation during the time you have served on the board, and in the six-month period prior to such service. If there has been no such financial interest or transaction, write **None**. Please note that if you answered **Yes** to Questions 2-4 above, you need not disclose again your employment status, salary, etc.

Date(s)	Nature of Financial Interest/Transaction	Steps taken to avoid a conflict of interest, (e.g., did not vote, did not participate in discussion)	Name of person holding interest or engaging in transaction and relationship to yourself
Please write NONE if applicable. Do not leave this space blank.			

--	--	--	--

5. Identify each individual, business, corporation, union association, firm, partnership, committee proprietorship, franchise holding company, joint stock company, business or real estate trust, non-profit organization, or other organization or group of people doing business with the school(s) governed by the Education Corporation and in which such entity, during the time of your tenure as a trustee, you and/or your immediate family member(s) or person(s) living in your house had a financial interest or other relationship. If you are a member, director, officer or employee of an organization formally partnered with the school(s) that is/are doing business with the school(s) through a management or services agreement, please identify only the name of the organization, your position in the organization, and the relationship between such organization and the school(s). If there was no financial interest, write **None**.

Organization conducting business with the school(s)	Nature of business conducted	Approximate value of the business conducted	Name of Trustee and/or immediate family member of household holding an interest in the organization conducting business with the school(s) and the nature of the interest	Steps Taken to Avoid Conflict of Interest
Please write "None" if applicable. Do not leave this space blank.				
	None			


Signature

6/22/2017
Date

Please note that this document is considered a public record and as such, may be made available to members of the public upon request under the Freedom of Information Law. Personal contact information provided below will be redacted.

Business Telephone:

Business Address:

E-mail Address:

Home Telephone:

Home Address:

**Disclosure of Financial Interest by a Current or Proposed Charter School
Education Corporation Trustee**

Trustee Name:

Margaret Moree

Name of Charter School Education Corporation (for an unmerged school, this is the Charter School Name):

Albany Leadership Charter High School for Girls

1. List all positions held on the education corporation board (e.g., president, treasurer, parent representative). Treasurer, Board Secretary

2. Is the trustee an employee of any school operated by the Education Corporation?
Yes ☒ No

If **Yes**, for each school, please provide a description of the position(s) you hold, your responsibilities, your salary and your start date.

3. Is the trustee an employee or agent of the management company or institutional partner of the charter school(s) governed by the Education Corporation?
Yes ☒ No

If **Yes**, for each school, please provide a description of the position(s) you hold, your responsibilities, your salary and your start date.

4. Identify each interest/transaction (and provide the requested information) that you or any of your immediate family members or any persons who live with you in your house have held or engaged in with the charter school(s) governed by the Education Corporation during the time you have served on the board, and in the six-month period prior to such service. If there has been no such financial interest or transaction, write **None**. Please note that if you answered **Yes** to Questions 2-4 above, you need not disclose again your employment status, salary, etc.

Date(s)	Nature of Financial Interest/Transaction	Steps taken to avoid a conflict of interest, (e.g., did not vote, did not participate in discussion)	Name of person holding interest or engaging in transaction and relationship to yourself
Please write "None" if applicable. Do not leave this space blank.			

None	None	None	None
------	------	------	------

5. Identify each individual, business, corporation, union association, firm, partnership, committee proprietorship, franchise holding company, joint stock company, business or real estate trust, non-profit organization, or other organization or group of people doing business with the school(s) governed by the Education Corporation **and** in which such entity, during the time of your tenure as a trustee, you and/or your immediate family member(s) or person(s) living in your house had a financial interest or other relationship. If you are a member, director, officer or employee of an organization formally partnered with the school(s) that is/are doing business with the school(s) through a management or services agreement, please identify only the name of the organization, your position in the organization, and the relationship between such organization and the school(s). If there was no financial interest, write **None**.

Organization conducting business with the school(s)	Nature of business conducted	Approximate value of the business conducted	Name of Trustee and/or immediate family member of household holding an interest in the organization conducting business with the school(s) and the nature of the interest	Steps Taken to Avoid Conflict of Interest
---	------------------------------	---	---	---

Please write "None" if applicable. Do not leave this space blank.

None				→
------	--	--	--	---

Margaret M. Moore 6/23/2017

Signature Date

Please note that this document is considered a public record and as such, may be made available to members of the public upon request under the Freedom of Information Law. Personal contact information provided below will be redacted.

Business Telephone: _____

Business Address: _____

E-mail Address: _____

Home Telephone: _____

Home Address: _____

**Disclosure of Financial Interest by a Current or Proposed Charter School
Education Corporation Trustee**

Trustee Name:

JAMES H. VALLEE

Name of Charter School Education Corporation (for an unmerged school, this is the Charter School Name):

Albany Leadership Charter High School for Girls

1. List all positions held on the education corporation board (e.g., president, treasurer, parent representative).

CHAIR OF ACCOUNTABILITY COMMITTEE

2. Is the trustee an employee of any school operated by the Education Corporation?

Yes ☒ No

If **Yes**, for each school, please provide a description of the position(s) you hold, your responsibilities, your salary and your start date.

3. Is the trustee an employee or agent of the management company or institutional partner of the charter school(s) governed by the Education Corporation?

Yes ☒ No

If **Yes**, for each school, please provide a description of the position(s) you hold, your responsibilities, your salary and your start date.

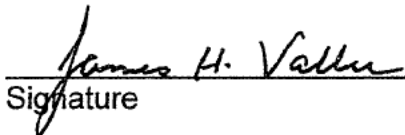
4. Identify each interest/transaction (and provide the requested information) that you or any of your immediate family members or any persons who live with you in your house have held or engaged in with the charter school(s) governed by the Education Corporation during the time you have served on the board, and in the six-month period prior to such service. If there has been no such financial interest or transaction, write **None**. Please note that if you answered **Yes** to Questions 2-4 above, you need not disclose again your employment status, salary, etc.

Date(s)	Nature of Financial Interest/Transaction	Steps taken to avoid a conflict of interest, (e.g., did not vote, did not participate in discussion)	Name of person holding interest or engaging in transaction and relationship to
<u>NONE</u>	<u>NONE</u>	<u>NONE</u>	<u>NONE yourself</u>
Please write "None" if applicable. Do not leave this space blank.			

--	--	--	--

5. Identify each individual, business, corporation, union association, firm, partnership, committee proprietorship, franchise holding company, joint stock company, business or real estate trust, non-profit organization, or other organization or group of people doing business with the school(s) governed by the Education Corporation and in which such entity, during the time of your tenure as a trustee, you and/or your immediate family member(s) or person(s) living in your house had a financial interest or other relationship. If you are a member, director, officer or employee of an organization formally partnered with the school(s) that is/are doing business with the school(s) through a management or services agreement, please identify only the name of the organization, your position in the organization, and the relationship between such organization and the school(s). If there was no financial interest, write **None**.

Organization conducting business with the school(s)	Nature of business conducted	Approximate value of the business conducted	Name of Trustee and/or immediate family member of household holding an interest in the organization conducting business with the school(s) and the nature of the interest	Steps Taken to Avoid Conflict of Interest
<i>Please write "None" if applicable. Do not leave this space blank.</i>				
NONE	NONE	NONE	NONE	NONE


6/22/2017
 Signature Date

Please note that this document is considered a public record and as such, may be made available to members of the public upon request under the Freedom of Information Law. Personal contact information provided below will be redacted.


Business Telephone: N/A

Business Address: N/A

E-mail Address: _____

Home Telephone: _____

Home Address: _____



**Disclosure of Financial Interest by a Current or Proposed Charter School
Education Corporation Trustee**

Trustee Name:

Daniel N. MACGregor

Name of Charter School Education Corporation (for an unmerged school, this is the Charter School Name):

Albany Leadership Charter High School for Girls

1. List all positions held on the education corporation board (e.g., president, treasurer, parent representative).

Board Member

2. Is the trustee an employee of any school operated by the Education Corporation?
☐ Yes ☒ No

If **Yes**, for each school, please provide a description of the position(s) you hold, your responsibilities, your salary and your start date.

3. Is the trustee an employee or agent of the management company or institutional partner of the charter school(s) governed by the Education Corporation?

☐ Yes ☒ No

If **Yes**, for each school, please provide a description of the position(s) you hold, your responsibilities, your salary and your start date.

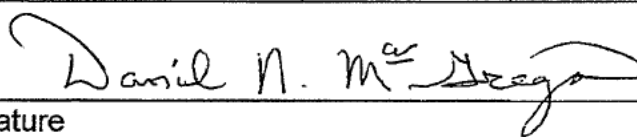
4. Identify each interest/transaction (and provide the requested information) that you or any of your immediate family members or any persons who live with you in your house have held or engaged in with the charter school(s) governed by the Education Corporation during the time you have served on the board, and in the six-month period prior to such service. If there has been no such financial interest or transaction, write **None**. Please note that if you answered **Yes** to Questions 2-4 above, you need not disclose again your employment status, salary, etc.

Date(s)	Nature of Financial Interest/Transaction	Steps taken to avoid a conflict of interest, (e.g., did not vote, did not participate in discussion)	Name of person holding interest or engaging in transaction and relationship to yourself
	<u>None</u>		
<i>Please write "None" if applicable. Do not leave this space blank.</i>			

--	--	--	--

5. Identify each individual, business, corporation, union association, firm, partnership, committee proprietorship, franchise holding company, joint stock company, business or real estate trust, non-profit organization, or other organization or group of people doing business with the school(s) governed by the Education Corporation **and** in which such entity, during the time of your tenure as a trustee, you and/or your immediate family member(s) or person(s) living in your house had a financial interest or other relationship. If you are a member, director, officer or employee of an organization formally partnered with the school(s) that is/are doing business with the school(s) through a management or services agreement, please identify only the name of the organization, your position in the organization, and the relationship between such organization and the school(s). If there was no financial interest, write **None**.

Organization conducting business with the school(s)	Nature of business conducted	Approximate value of the business conducted	Name of Trustee and/or immediate family member of household holding an interest in the organization conducting business with the school(s) and the nature of the interest	Steps Taken to Avoid Conflict of Interest
	None			
Please write "None" if applicable. Do not leave this space blank.				


06-22-17
 Signature _____ Date _____

Please note that this document is considered a public record and as such, may be made available to members of the public upon request under the Freedom of Information Law. Personal contact information provided below will be redacted.


Business Telephone: _____

Business Address: _____

E-mail Address: _____

Home Telephone: _____

Home Address: _____



<p align="center">Disclosure of Financial Interest by a Current or Proposed Charter School Education Corporation Trustee</p>

Trustee Name:

Anzala D. Alorie

Name of Charter School Education Corporation (for an unmerged school, this is the Charter School Name):

Albany Leadership Charter High School for Girls

1. List all positions held on the education corporation board (e.g., president, treasurer, parent representative). member

2. Is the trustee an employee of any school operated by the Education Corporation?
 ___ Yes ☒ No

If **Yes**, for each school, please provide a description of the position(s) you hold, your responsibilities, your salary and your start date.

3. Is the trustee an employee or agent of the management company or institutional partner of the charter school(s) governed by the Education Corporation?
 ___ Yes ☒ No

If **Yes**, for each school, please provide a description of the position(s) you hold, your responsibilities, your salary and your start date.


4. Identify each interest/transaction (and provide the requested information) that you or any of your immediate family members or any persons who live with you in your house have held or engaged in with the charter school(s) governed by the Education Corporation during the time you have served on the board, and in the six-month period prior to such service. If there has been no such financial interest or transaction, write **None**. Please note that if you answered **Yes** to Questions 2-4 above, you need not disclose again your employment status, salary, etc.

Date(s)	Nature of Financial Interest/Transaction	Steps taken to avoid a conflict of interest, (e.g., did not vote, did not participate in discussion)	Name of person holding interest or engaging in transaction and relationship to yourself
<p><u>NONE</u> Please write "None" if applicable. Do not leave this space blank.</p>			

--	--	--	--

5. Identify each individual, business, corporation, union association, firm, partnership, committee proprietorship, franchise holding company, joint stock company, business or real estate trust, non-profit organization, or other organization or group of people doing business with the school(s) governed by the Education Corporation **and** in which such entity, during the time of your tenure as a trustee, you and/or your immediate family member(s) or person(s) living in your house had a financial interest or other relationship. If you are a member, director, officer or employee of an organization formally partnered with the school(s) that is/are doing business with the school(s) through a management or services agreement, please identify only the name of the organization, your position in the organization, and the relationship between such organization and the school(s). If there was no financial interest, write **None**.

Organization conducting business with the school(s)	Nature of business conducted	Approximate value of the business conducted	Name of Trustee and/or immediate family member of household holding an interest in the organization conducting business with the school(s) and the nature of the interest	Steps Taken to Avoid Conflict of Interest
<i>Please write "None" if applicable. Do not leave this space blank.</i>				
NONE				


Signature

7/12/17
Date

Please note that this document is considered a public record and as such, may be made available to members of the public upon request under the Freedom of Information Law. Personal contact information provided below will be redacted.


Business Telephone: _____

Business Address: _____

E-mail Address: _____

Home Telephone: _____

Home Address: _____



**Disclosure of Financial Interest by a Current or Proposed Charter School
Education Corporation Trustee**

Trustee Name:

D. REBEKAH BRISBANE

Name of Charter School Education Corporation (for an unmerged school, this is the Charter School Name):

ALBANY LEADERSHIP CHARTER HIGH SCHOOL for GIRLS.

1. List all positions held on the education corporation board (e.g., president, treasurer, parent representative).

2. Is the trustee an employee of any school operated by the Education Corporation?
☐ Yes ☒ No

If **Yes**, for each school, please provide a description of the position(s) you hold, your responsibilities, your salary and your start date.

3. Is the trustee an employee or agent of the management company or institutional partner of the charter school(s) governed by the Education Corporation?
☐ Yes ☒ No

If **Yes**, for each school, please provide a description of the position(s) you hold, your responsibilities, your salary and your start date.

4. Identify each interest/transaction (and provide the requested information) that you or any of your immediate family members or any persons who live with you in your house have held or engaged in with the charter school(s) governed by the Education Corporation during the time you have served on the board, and in the six-month period prior to such service. If there has been no such financial interest or transaction, write **None**. Please note that if you answered **Yes** to Questions 2-4 above, you need not disclose again your employment status, salary, etc.

Date(s)	Nature of Financial Interest/Transaction	Steps taken to avoid a conflict of interest, (e.g., did not vote, did not participate in discussion)	Name of person holding interest or engaging in transaction and relationship to yourself
Please write "None" if applicable. Do not leave this space blank. <div style="text-align: center;"> → NONE ← </div>			



**DISCLOSURE OF FINANCIAL INTEREST
BY A NOT-FOR-PROFIT CHARTER SCHOOL
EDUCATION CORPORATION TRUSTEE**

1. Name of education Corporation: New York State Education Department.
2. Trustee's name (print): Sharon Cates-Williams
3. Position(s) on board, if any: (e.g., chair, treasurer, committee chair, etc.): Board member

4. Home address: _____

5. Business Address: _____

6. Daytime phone: _____

7. E-mail: _____

8. Is Trustee an employee of the education corporation? ☐ Yes. ☒ No. If you checked yes, please provide a description of the position you hold, your salary and your start date.

9. Identify each interest/transaction (and provide the requested information) that you or any of your immediate family members have held or engaged in with the education corporation during the prior school year. If there has been no such financial interest or transaction, please *write "None."* Please note that if you answered yes to Question 8, you need not disclose again your employment status, salary, etc.

Date(s)	Nature of Financial Interest/Transaction	Steps Taken to Avoid a Conflict of Interest, (e.g., did not vote, did not participate in discussion)	Identity of Person Holding Interest or Engaging in Transaction (e.g., you and/or immediate family member (name))
None			

10. Identify each individual, business, corporation, union association, firm, partnership, committee proprietorship, franchise holding company, joint stock company, business or real estate trust, non-profit organization, or other organization or group of people doing business with the education corporation *and* in which such entity, during the preceding school year (July 1 – June 30), you and/or your immediate family member(s) had a financial interest or other relationship. If you are a member, director, officer or employee of an organization formally partnered with the

education corporation that is doing business with the education corporation through a management or services agreement, you need not list every transaction between such entity and the education corporation that is pursuant to such agreement; rather, please identify only the name of the entity, your position in the entity as well as the relationship between such entity and the education corporation. If there was no financial interest, please *write "None."*

Entity Conducting Business with the Education Corporation	Nature of Business Conducted	Approximate Value of the Business Conducted	Name of Trustee and/or Immediate Family Holding an Interest in the Entity Conducting Business with the Education Corporation and the Nature of the Interest	Steps Taken to Avoid Conflict of Interest
None				

Sharon Latis-Williams

7/13/17

Signature

Date

Form Revised November 16, 2015



Entry 9 BOT Table

Last updated: 07/28/2017

(tab across or use scroll bar at bottom of table)

1. Current Board Member Information

	Trustee Name	Email Addresses	Position on the Board	Committee Affiliations	Voting Member Per By Laws? (Y/N)	Area of Expertise, and/or Additional Role at School (parent, staff member, etc.)	Number of Terms Served and Length of Each (Include election date and term expiration)	Number of Board Mtgs Attended during 2016-17?
1	Elizabeth Robertson		Chair/Board President	Ex Officio All	Yes	College Admissions	3rd term; each term 3 year; first term 2010, current term expires 2018	7
2	Margaret Moree		Secretary	Finance Chair, Accountability member	Yes	Public Policy, Government	4th term; each term 3 year; first term 2008; current term expires in 2020	7

3	James Vallee		Trustee/Member	Accountability chair	Yes	College Financial Aid	4th term; first term was 2 years and started in 2008, remaining terms 3 years; current term expires 2019.	6
4	Dr. Dan MacGregor		Trustee/Member	Accountability member	Yes	School Superintendent	2nd term; first term in 2014 filled unexpired term; subsequent terms 3 years; current term expires 2020.	7
5	Rebekah Francis		Trustee/Member	Accountability member	Yes	Parent, School Volunteer	8th term; first term was 2010, each term 1 year; current term expires 2018.	5 or less

6	Anzala Alozie	anzalaalozie@gmail.com	Trustee/Member	Finance	Yes	Lawyer, Not for Profit leadership, Community Engagement	2nd term; first term was one year, 2015, to fill unexpired term; subsequent term 3 years; current term expires 2019.	5 or less
7								
8								
9								
10								
11								
12								
13								
14								
15								
16								
17								
18								
19								
20								

2. Total Number of Members on June 30, 2016 6

- 3. Total Number of Members** 0
Joining the Board 2016-17 School Year
- 4. Total Number of Members** 0
Departing the Board during the 2016-17 School Year
- 5. Number of Voting Members** 7
2016-17, as set by the by-laws, resolution or minutes
- 6. Number of Board Meetings** 8
Conducted in the 2016-17 School Year
- 7. Number of Board Meetings** 9
Scheduled for the [2017-18](#) School Year

Thank you.



Entry 11 Enrollment and Retention of Special Populations

Last updated: 07/28/2017

[Instructions for Reporting Enrollment and Retention Strategies](#)

Describe the efforts the charter school has made in 2016 2017 toward meeting targets to attract and retain enrollment of students with disabilities, English language learners, and students who are economically disadvantaged. In addition, describe the school's plans for meeting or making progress toward meeting its enrollment and retention targets in 2017 2018.

Recruitment/Attraction Efforts Toward Meeting Targets

	Describe Efforts Toward Meeting Recruitment Targets 2016 17)	Describe Plans Toward Meeting Recruitment Targets 2017 18)
Economically Disadvantaged	<p>Strategically place yard signs in low socioeconomic areas</p> <p>Meal program covered at school open house and during tours</p> <p>Support is offered to assist families in completing all necessary paperwork to ensure eligible students participate in the lunch program</p>	Continue current strategies in 2017 18
English Language Learners	<p>ESL and Second Language Programs covered at school open houses and during tours</p> <p>Outreach by multi lingual staff</p> <p>Outreach to feeder schools and programs</p> <p>Advertising and school materials are translated as needed</p> <p>A language translator dropdown is currently part of our school website</p> <p>All school brochures, mailings and application mention that the school accommodates students with disabilities, English language learners and participates in the free and reduced lunch program</p> <p>With notice, every attempt will be made by the school to provide translation for families at school events by using the school staff, translation services or the school's parent population</p> <p>Have Facebook Ads in multiple languages</p>	<p>In addition to current efforts:</p> <p>Will have mailers going out in multiple languages about enrollment</p> <p>Will be going to specific faith based and community organizations to hand out flyers in different languages</p> <p>Will be offering a specific new family orientation for ENL students and families</p> <p>Will put out yard signs in different languages</p>
Students with Disabilities	<p>Special needs programs covered at school open house, on application and during tours</p> <p>School website mentions special needs</p> <p>Discussed when going to feeder schools</p>	Continue current strategies in 2017 18

Retention Efforts Toward Meeting Targets

	Describe Efforts Toward Meeting Retention Targets 2016 17)	Describe Plans Toward Meeting Retention Targets 2017 18)
Economically Disadvantaged	Robust academic program that offers supports for at risk students.	Continue current efforts and programming.
English Language Learners	Quality ENL instruction and building relationships with families.	Maintain close relationships with families of ELL students. Close language barrier by having ENL teacher communicate with both classroom teachers and parents.
Students with Disabilities	Professional development for teachers of SWD to ensure that their IEP/504 is being followed closely and that students are receiving all services as mandated. Additional support through Response to Intervention (RTI) team in reading and math.	Maintain close relationships with families of SWD, Frequent contact between classroom teacher and district related service providers. Provide high quality education and assess students periodic progress.



Entry 12 Classroom Teacher and Administrator Attrition

Last updated: 07/28/2017

Report changes in teacher and administrator staffing.

Instructions for completing the Classroom Teacher and Administrator Attrition Tables

Charter schools must complete the two tables named 2016-2017 Classroom Teacher and Administrator Attrition to report changes in teacher and administrator staffing in 2016-2017. Please provide the full time equivalent (FTE) of staff on June 30, 2016; the FTE for any departed staff from July 1, 2016 through June 30, 2017; the FTE for added staff from July 1, 2016 through June 30, 2017; and the FTE of staff added in newly created positions from July 1, 2016 through June 30, 2017 using the two tables provided.

Classroom Teacher Attrition Table

	FTE Classroom Teachers on June 30, 2016	FTE Classroom Teachers Departed 7/1/16 6/30/17	FTE Classroom Teachers Filling Vacant Positions 7/1/16 6/30/17	FTE Classroom Teachers Added in New Positions 7/1/16 6/30/17	FTE of Classroom Teachers on June 30, 2017
	34.2	14.2	13	1	33.2

Administrator Position Attrition Table

	FTE Administrative Positions on June 30, 2016	FTE Administrators Departed 7/1/16 6/30/17	FTE Administrators Filling Vacant Positions 7/1/16 6/30/17	FTE Administrators Added in New Positions 7/1/16 6/30/17	FTE Administrative Positions on June 30, 2017
	21.13	8	5	3.13	22.14

Thank you

ALBANY LEADERSHIP CHARTER HIGH SCHOOL FOR GIRLS

2017-2018 CALENDAR - FINAL

14 – 25 Staff Pre-Service
28-30 Freshmen Cohort Orientation (Includes TESTING)
30 New to ALH Orientation
31 Sophomore, Junior, Senior Cohort Orientation (Includes TESTING)

AUGUST '17						
M	T	W	Th	F	S	S
		1	2	3	4	5
6	7	8	9	10	11	12
13	14	15	16	17	18	19
20	21	22	23	24	25	26
27	28	29	30	31		

SEPTEMBER '17						
M	T	W	Th	F	S	S
				1	2	
3	4	5	6	7	8	9
10	11	12	13	14	15	16
17	18	19	20	21	22	23
24	25	26	27	28	29	30

1 Sophomore, Junior, Senior Cohort Orientation
4 Labor Day (School Closed)
5 ALL students report First Day of School
6 ALH Family Night Out Family BBQ
20 Open House

4 Pink Night (Breast Cancer Fundraiser)
6 End of PoP 1
9 Columbus Day (School Closed)
10 Start of PoP 2
11 PSAT Testing (10th and 11th Grade Only)
18 College Planning Night

OCTOBER '17						
M	T	W	Th	F	S	S
1	2	3	4	5	6	7
8	9	10	11	12	13	14
15	16	17	18	19	20	21
22	23	24	25	26	27	28
29	30	31				

NOVEMBER '17						
M	T	W	Th	F	S	S
		1	2	3	4	
5	6	7	8	9	10	11
12	13	14	15	16	17	18
19	20	21	22	23	24	25
26	27	28	29	30		

8 Freshmen Parent Night
9 End of PoP 2
10 Veterans Day (School Closed)
13 Start of PoP 3
17 Community Dinner
20-21 Parent Teacher Conferences
22-24 Thanksgiving Break (School Closed)

6 Financial Aid Night
7 Open House (Prospective 2018-2019 Students)
15 End of PoP 3
18 Start of PoP 4
22 – 29 Winter Recess (School Closed)

DECEMBER '17						
M	T	W	Th	F	S	S
				1	2	
3	4	5	6	7	8	9
10	11	12	13	14	15	16
17	18	19	20	21	22	23
24	25	26	27	28	29	30

JANUARY '18						
M	T	W	Th	F	S	S
	1	2	3	4	5	6
7	8	9	10	11	12	13
14	15	16	17	18	19	20
21	22	23	24	25	26	27
28	29	30	31			

1 New Year's Day (School Closed)
2 Professional Development (No Students)
3 Students Return from Winter Recess
15 Martin Luther King Day (School Closed)
19 End of PoP 4
22 - 25 REGENTS EXAMS and MOCK REGENTS EXAMS (CLASSES SUSPENDED)
26- Mock Regents 2 Grading (No Students)
29 Start of PoP 5

1 Parent Teacher Conferences
19 - 23 Winter Recess (School Closed)

FEBRUARY '18						
M	T	W	Th	F	S	S
			1	2	3	
4	5	6	7	8	9	10
11	12	13	14	15	16	17
18	19	20	21	22	23	24
25	26	27	28			

MARCH '18						
M	T	W	Th	F	S	S
			1	2	3	
4	5	6	7	8	9	10
11	12	13	14	15	16	17
18	19	20	21	22	23	24
25	26	27	28	29	30	31

1 Junior College Night
2 8th Grade Fun Night
9 End of PoP 5
10 Capital Region Teen Idol
12 Start of PoP 6
14 Open House (Prospective 2018-2019 Students)
16 Professional Development (No Students)
30 Spring Break (School Closed)

2-6 Spring Break (School Closed)
9 ALH Lottery (for 2017-2018)
20 End of PoP 6
20 Poetry Café
23 Start of PoP 7
26 Parent Teacher Conferences
26 ALH Art Show







APRIL '18						
M	T	W	Th	F	S	S
1	2	3	4	5	6	7
8	9	10	11	12	13	14
15	16	17	18	19	20	21
22	23	24	25	26	27	28
29	30					

MAY '18						
M	T	W	Th	F	S	S
	1	2	3	4	5	
6	7	8	9	10	11	12
13	14	15	16	17	18	19
20	21	22	23	24	25	26
27	28	29	30	31		

9-10 Mock Regents 3
11 Mock Regents 3 Grading (No Students)
17 ALH Science Fair
23 National Honor Society Inductions
24 End of PoP 7
25-28 Memorial Day Observation (School Closed)
29 Start of PoP 8
30 Athletic Banquet

5 REGENTS EXAMS (CLASSES SUSPENDED)
7 Senior Award Night
8 ALH Carnival
11 End of PoP 8/Last Day of Classes
12-22 REGENTS EXAMS (CLASSES SUSPENDED)
22 CLASS of 2017 GRADUATION
22 Last Day of School (Staff Only)
(Report Cards mailed home June 28th)

JUNE '18						
M	T	W	Th	F	S	S
				1	2	
3	4	5	6	7	8	9
10	11	12	13	14	15	16
17	18	19	20	21	22	23
24	25	26	27	28	29	30

-  Professional Development (School begins at 10:00 am)
-  School Closed- No Staff or Students
-  Parent/Teacher Conferences ½ day for Students (12:00pm dismissal) 1-4 pm
-  Parent/Teacher Conferences 4-7pm
-  Mock Regents Days (Students attend morning and afternoon exams based on course schedule)
-  Wednesday Leadership Days

**ALBANY LEADERSHIP CHARTER HIGH SCHOOL FOR GIRLS
2017-2018 CALENDAR - FINAL**

DAYS	TEACHER DAYS	STUDENT
(INSTRUCTIONAL)		
AUG	14	4
SEPT	20	20
OCT	21	21
NOV	18	18
DEC	15	15
JAN	21	19
FEB	15	15
MAR	21	20
APR	16	16
MAY	21	20
JUNE	16	14
TOTAL:	198	182

***Student days are decreased by one in comparison to the 2016-2017 SY (June 15 is an additional Rating Day, with no examinations in observance of Eid Al Fitr); teacher days are reduced by five. (We removed the days after graduation.)**