



Entry 1 School Information and Cover Page

Created: 07/10/2018 • Last updated: 07/30/2018

Please be advised that you will need to complete this cover page (including signatures) before all of the other tasks assigned to you by your authorizer are visible on your task page. While completing this task, please ensure that you select the correct authorizer **(as of June 30, 2018)** or you may not be assigned the correct tasks.

a. SCHOOL NAME DREAM CS (NYC CHANCELLOR)

(Select name from the drop down menu)

b. CHARTER AUTHORIZER (As of June 30th, 2018) SUNY-Authorized Charter School

(For technical reasons, please re-select authorizer name from the drop down menu).

c. DISTRICT / CSD OF LOCATION NYC CSD 4

d1. SCHOOL INFORMATION

	PRIMARY ADDRESS	PHONE NUMBER	FAX NUMBER	EMAIL ADDRESS
	232 103rd St New York, NY 10029	212-722-0232		

d2. PHONE CONTACT NUMBER FOR AFTER HOURS EMERGENCIES

Contact Name	Eve Colavito
Title	Chief of Schools
Emergency Phone Number (###-###-####)	(No response)

e. SCHOOL WEB ADDRESS (URL) www.wearedream.org

f. DATE OF INITIAL CHARTER 01/2008

g. DATE FIRST OPENED FOR INSTRUCTION 09/2008

i. TOTAL ENROLLMENT ON JUNE 30, 2018 580

j. GRADES SERVED IN SCHOOL YEAR 2017-18

Check all that apply

Grades Served	K, 1, 2, 3, 4, 5, 6, 7, 8, 9
---------------	------------------------------

k1. DOES THE SCHOOL CONTRACT WITH A CHARTER OR EDUCATIONAL MANAGEMENT ORGANIZATION? Yes

k2. NAME OF CMO/EMO AND ADDRESS

NAME OF CMO/EMO	DREAM
PHYSICAL STREET ADDRESS	
CITY	New York
STATE	NY
ZIP CODE	10029
EMAIL ADDRESS	

l1. FACILITIES

Does the school maintain or operate multiple sites?

	No, just one site.
--	--------------------

12. SCHOOL SITES

Please list the sites where the school will operate for the upcoming school year.

	Physical Address	Phone Number	District/CSD	Grades Served at Site (K-5, 6-9, etc.)	Receives Rental Assistance	Rental Assistance for Which Grades (write N/A if applicable)
Site 1 (same as primary site)	1991 Second Avenue New York, NY 10029	212-722-1608	NYC CSD 4	K-9	Yes	9
Site 2						
Site 3						

12a. Please provide the contact information for Site 1.

	Name	Work Phone	Alternate Phone	Email Address
School Leader	Eve Colavito			
Operational Leader	Dana Grau, K-8 Ops			
Compliance Contact	Tiffani Alexander, Director of Compliance			
Complaint Contact	Tiffani Alexander, Director of Compliance			
DASA Coordinator	Tiffani Alexander, Director of Compliance			

m1. Are any sites in co-located space? If yes, please proceed to the next question. No

IF LOCATED IN PRIVATE SPACE IN NYC OR DISTRICTS OUTSIDE NYC

m3. Upload a current Certificate of Occupancy (COO) for each school site that is located in private space in NYC or located outside of NYC. Except for schools in district space (co-location space), school must provide a copy of the annual fire inspection report.

Site 1 Certificate of Occupancy (COO)

<https://nysed-cso-reports.fluidreview.com/resp/17529029/yFPTXS6fVy/>

Site 1 Fire Inspection Report

(No response)

Site 2 Certificate of Occupancy

(No response)

Site 2 Fire Inspection Report

(No response)

Site 3 Certificate of Occupancy

(No response)

Site 3 Fire Inspection Report

(No response)

n1. Were there any revisions to the school's charter during the 2017-18 school year? (Please include approved or pending material and non-material charter revisions).

No

o. Name and Position of Individual(s) Who Completed this Annual Report.

Eve Colavito, Chief of Schools, Katie Doctor, and Jen Pasek, Consultant


p. Our signatures (Head of School and Board President) below attest that all of the information contained herein is truthful and accurate and that this charter school is in compliance with all aspects of its charter, and with all pertinent Federal, State, and local laws, regulations, and rules. We understand that if any information in any part of this report is found to have been deliberately misrepresented, that will constitute grounds for the revocation of our charter. Check **YES if you agree and then use the mouse on your PC or the stylist on your mobile device to sign your name).**

Yes

Signature, Head of Charter School

A handwritten signature in black ink, consisting of a large 'X' shape with a small loop at the bottom left.

Signature, President of the Board of Trustees

A handwritten signature in black ink, consisting of a large 'X' shape with a small loop at the bottom left.

Date

(No response)


Thank you.

Certificate of Occupancy

CO Number: 121181158F

This certifies that the premises described herein conforms substantially to the approved plans and specifications and to the requirements of all applicable laws, rules and regulations for the uses and occupancies specified. No change of use or occupancy shall be made unless a new Certificate of Occupancy is issued. *This document or a copy shall be available for inspection at the building at all reasonable times.*

A.	Borough: Manhattan Address: 222 EAST 104TH STREET Building Identification Number (BIN): 1088906	Block Number: 01652 Lot Number(s): 7501 Building Type: New	Certificate Type: Final Effective Date: 12/02/2016
This building is subject to this Building Code: 2008 Code			
<i>For zoning lot metes & bounds, please see BISWeb.</i>			
B.	Construction classification: 1-B (2014/2008 Code) Building Occupancy Group classification: R-2 (2014/2008 Code) Multiple Dwelling Law Classification: HAEA		
No. of stories: 11 Height in feet: 116 No. of dwelling units: 89			
C.	Fire Protection Equipment: Standpipe system, Fire alarm system, Sprinkler system, Fire Suppression system		
D.	Type and number of open spaces: None associated with this filing.		
E.	This Certificate is issued with the following legal limitations: None		
Borough Comments: None			



Borough Commissioner




Commissioner

Certificate of Occupancy

CO Number: 121181158F

Permissible Use and Occupancy						
All Building Code occupancy group designations below are 2008 designations.						
Floor From To	Maximum persons permitted	Live load lbs per sq. ft.	Building Code occupancy group	Dwelling or Rooming Units	Zoning use group	Description of use
001		OG	R-2		2	RESIDENTIAL LOBBY
001	2	OG	R-2		2	ACCESSORY RESIDENTIAL OFFICES
001	9	OG	R-2		2	MECHANICAL ROOMS
001		OG	E		3	SCHOOL LOBBY
001	55	OG	E		3	MULTIPURPOSE ROOM
001	16	OG	E		3	ACCESSORY SCHOOL OFFICES
001	4	OG	E		3	STORAGE ROOMS
001	11	OG	E		3	MECHANICAL ROOMS
001	408	100	A-3		3	SCHOOL GYMNASIUM/AUDITORIUM SEATING
001	163	100	A-3		3	STUDENT DINING AREA
001	1	OG	R-2		2	RESIDENTIAL MAILROOM
001	1	OG	R-2		2	RESIDENTIAL STORAGE
001	6	OG	E		3	KITCHEN SERVING AREA



Borough Commissioner




Commissioner

DOCUMENT CONTINUES ON NEXT PAGE

Certificate of Occupancy

CO Number: 121181158F

Permissible Use and Occupancy						
All Building Code occupancy group designations below are 2008 designations.						
Floor From To	Maximum persons permitted	Live load lbs per sq. ft.	Building Code occupancy group	Dwelling or Rooming Units	Zoning use group	Description of use
002	5	100	E		3	TEACHER'S LOUNGE
002	52	100	E		3	ACCESSORY SCHOOL OFFICES
002	209	100	E		3	CLASSROOMS
002	6	100	E		3	STORAGE ROOMS
002	5	100	E		3	MECHANICAL ROOMS
002		100	E		3	ACCESSORY TERRACE
002	50	100	E		3	MEETING AND CONFERENCE ROOMS
003	1	100	R-2		2	LAUNDRY ROOM
003	267	100	E		3	CLASSROOMS
003	46	100	E		3	ROOF TO BE USED IN CONJUNCTION WITH CLASS ROOMS
003	35	100	E		3	MEETING ROOM
003	1	100	E		3	ACCESSORY OFFICE
003	2	100	E		3	ELECTRIC ROOM, TELEPHONE ROOM



Borough Commissioner




Commissioner

DOCUMENT CONTINUES ON NEXT PAGE

Certificate of Occupancy

CO Number: 121181158F

Permissible Use and Occupancy						
All Building Code occupancy group designations below are 2008 designations.						
Floor From To	Maximum persons permitted	Live load lbs per sq. ft.	Building Code occupancy group	Dwelling or Rooming Units	Zoning use group	Description of use
003	46	100	R-2		2	RESIDENTIAL COMMUNITY ROOM
003		40	R-2	9	2	NINE (9) CLASS 'A' APARTMENTS
003	49	100	R-2		2	ACCESSORY ROOF TERRACE
004	226	100	E		3	CLASSROOMS
004	14	100	E		3	SCHOOL LIBRARY
004		40	R-2	10	2	TEN (10) CLASS 'A' APARTMENTS
004	3	100	R-2		2	ACCESSORY RESIDENTIAL OFFICES
004	13	100	E		3	ACCESSORY SCHOOL OFFICES
004	3	100	E		3	STORAGE ROOM, TELEPHONE ROOM, ELECTRIC ROOM
005		40	R-2	10	2	TEN (10) CLASS 'A' APARTMENTS
005	8	100	R-2		2	ACCESSORY RESIDENTIAL COMPUTER ROOM
006		40	R-2	10	2	TEN (10) CLASS 'A' APARTMENTS
006	2	40	R-2		2	ACCESSORY STORAGE ROOM FOR 45 BICYCLES (348 SF)



Borough Commissioner



Commissioner

DOCUMENT CONTINUES ON NEXT PAGE

Certificate of Occupancy

CO Number: 121181158F

Permissible Use and Occupancy						
All Building Code occupancy group designations below are 2008 designations.						
Floor From To	Maximum persons permitted	Live load lbs per sq. ft.	Building Code occupancy group	Dwelling or Rooming Units	Zoning use group	Description of use
006 006 3		100	E		2	SCHOOL ROOF WITH BOILER AND ELEVATOR MACHINE ROOM
007		40	R-2	10	2	TEN (10) CLASS 'A' APARTMENTS
007 7		100	R-2		2	ACCESSORY EXERCISE ROOM
008 011		40	R-2	10	2	TEN (10) CLASS 'A' APARTMENTS PER FLOOR
RO F	3	40	R-2		2	MECHANICAL ROOM AND ELECTRICAL MACHINE ROOM
ZONING EXHIBIT 1 FILED AND RECORDER UNDER CRFN#2011000443994,ZONING EXHIBIT 111 UNDER CRFN#2011000443993						
END OF SECTION						



Borough Commissioner



Commissioner

END OF DOCUMENT

121181158/000 12/5/2016 10:03:06 AM



Entry 2 NYS School Report Card Link

Last updated: 07/10/2018

DREAM CS (NYC CHANCELLOR)

1. CHARTER AUTHORIZER (As of June 30th, 2018) SUNY-Authorized Charter School

(For technical reasons, please re-select authorizer name from the drop down menu).

2. NEW YORK STATE REPORT CARD

<https://data.nysed.gov/reportcard.php?year=2017&instid=800000061082>

Provide a direct URL or web link to the most recent New York State School Report Card for the charter school (See <https://reportcards.nysed.gov/>).

(Charter schools completing year one will not yet have a School Report Card or link to one. Please type "URL is not available" in the space provided).



Entry 4 Expenditures per Child

Last updated: 07/29/2018

DREAM CS (NYC CHANCELLOR)Section Heading

Financial Information

This information is required of ALL charter schools. Provide the following measures of fiscal performance of the charter school in Appendix B (Total Expenditures and Administrative Expenditures Per Child):

1. Total Expenditures Per Child

To calculate **'Total Expenditures per Child'** take total expenditures (from the unaudited 2017-18 Schedule of Functional Expenses) and divide by the year end FTE student enrollment. (Integers Only. No dollar signs or commas).

Note: The information on the Schedule of Functional Expenses on pages 41-43 of the Audit Guide can help schools locate the amounts to use in the two per pupil calculations: <http://www.p12.nysed.gov/psc/AuditGuide.html>

Line 1: Total Expenditures	13915593
Line 2: Year End FTE student enrollment	580
Line 3: Divide Line 1 by Line 2	23992

2. Administrative Expenditures per Child

To calculate **'Administrative Expenditures per Child'** To calculate "Administrative Expenditures per Child" first *add* together the following:

1. Take the relevant portion from the 'personnel services cost' row and the 'management and general' column (from the unaudited 2017-18 Schedule of Functional Expenses)
2. Any contracted administrative/management fee paid to other organizations or corporations
3. Take the total from above and divide it by the year-end FTE enrollment. The relevant portion that must be included in this calculation is defined as follows:

Administrative Expenditures: Administration and management of the charter school includes the activities and personnel of the offices of the chief school officer, the finance or business offices, school operations personnel, data management and reporting, human resources, technology, etc. It also includes those administrative and management services provided by other organizations or corporations on behalf of the charter school for which the charter school pays a fee or other compensation. Do not include the FTE of personnel whose role is to directly support the instructional program.

Notes:

The information on the Schedule of Functional Expenses on pages 41-43 of the Audit Guide can help schools locate the amounts to use in the two per pupil calculations:

<http://www.p12.nysed.gov/psc/AuditGuide.html>.

Employee benefit costs or expenditures should not be reported in the above calculations.

Line 1: Relevant Personnel Services Cost (Row)	1945773
Line 2: Management and General Cost (Column)	2265662
Line 3: Sum of Line 1 and Line 2	4211435
Line 5: Divide Line 3 by the Year End FTE student enrollment	7261

Thank you.



Charter Schools Institute
The State University of New York

GENERAL INSTRUCTIONS FOR ANNUAL BUDGET/QUARTERLY REPORT

TEMPLATE TABS

1- GRAY tab contains the Instructions




Instructions	Provides description of tabs and input requirements.
Funding by District	Charter School Tuition Rates

2- BLUE tabs require input of information

1.) Name of School	>Select school name from list. >Enter contact information.
2.) Enrollment	Enter enrollment information for Annual Budget (& Revisions) and Quarterly Actuals. Includes: >Enrollment by Grade >Enrollment by District
3.) Staffing Plan	Enter staffing plan information for Annual Budget (& Revisions) and Quarterly Actuals. Includes: >Full Time Equivalent (FTE), by Position Category, By Quarter
4.) Yearly Budget	Enter Yearly Budget information. Includes: >"Pior Year" column may be completed based upon preliminary data, and adjusted with Annual Audited data when the Quarter 2 Actuals are being submitted. (Note: Quarterly Revenue allocation may be set) >Budgeted Enrollment data and Per Pupil Revenue for the current year are populated based upon input on tab "2.) Enrollment." >Budgeted FTE for current year is populated based upon input on tab "3.) Staffing Plan." >All other sources of revenue >All expenses >Budget Revisions, as necessary and <i>approved</i> by the school's Board of Directors, should be submitted when submitting Quarterly Actuals
5.) Balance Sheet	Enter Balance Sheet information for EdCorps. Separate schools merged into a primary EdCorp should NOT use this tab. >"Pior Year" column may be completed based upon preliminary data, and adjusted with Annual Audited data when the Quarter 2 Actuals are being submitted.

6.) Quarterly Report	Enter Actual Quarterly Report information . Includes: >Actual Enrollment data and Per Pupil Revenue for the current year are populated based upon input on tab "2.) Enrollment." >Actual FTE for current year is populated based upon input on tab "3.) Staffing Plan." >All other sources of revenue >All expenses
7.) Annual Report Requirement	Complete when submitting Actual Quarter 4.

CELL COLORS & GUIDANCE COMMENTS

-  = Enter information into the light BLUE shaded cells.
-  = Cells labeled in ORANGE contain guidance regarding the input of information.
-  = Cells containing RED triangles in the upper right corner contain "guidance comments" on that particular line item. Please "mouse-over" the triangle to reveal each comment.

Ver. 20180531

Charter Funding Alphabetical By NYS School District
*** (Sum of Charter School Basic Tuition and Supplemental Basic Tuition)**



ANNUAL BUDGET & QUARTERLY REPORT TEMPLATE

DREAM Charter School

SCHOOL

Name:	DREAM Charter School
-------	----------------------

CONTACT INFORMATION

Contact Name:	Tiffani Alexander
Contact Title:	Director of Compliance
Contact Email:	
Contact Phone:	

REPORT PERIOD

Current Academic Year:	2018-19
Prior Academic Year:	2017-18

ENROLLMENT BY GRADES

1	2	3	4	5	6	7
54	54	54	54	54	54	54

ANNUAL BUDGET
TOTAL DISTRICTS/ENROLLMENT BY QUARTER

ANNUAL BUDGET						
TOTAL DISTRICTS/ENROLLMENT BY QUARTER						
QUARTER 1		QUARTER 2		QUARTER 3		QUAR
Original	<i>Revised</i>	Original	<i>Revised</i>	Original	<i>Revised</i>	Original
1	0	1	0	1	0	1
684	0	684	0	684	0	684

ANNUAL BUDGET						
QUARTER 1		QUARTER 2		QUARTER 3		QUAR
Original Budgeted Enrollment	<i>Revised</i> Budgeted Enrollment	Original Budgeted Enrollment	<i>Revised</i> Budgeted Enrollment	Original Budgeted Enrollment	<i>Revised</i> Budgeted Enrollment	Original Budgeted Enrollment
684		684		684		684

Original Budgeted Enrollment	<i>Revised</i> Budgeted Enrollment	Original Budgeted Enrollment	<i>Revised</i> Budgeted Enrollment	Original Budgeted Enrollment	<i>Revised</i> Budgeted Enrollment	Original Budgeted Enrollment
684		684		684		684

[illegible]

[illegible]

DREAM CHARTER SCHOOL
2018-19

DREAM CHARTER SCHOOL
2018-19

PLAN - FULL TIME EQUIVALENT

STAFFING PLAN - FULL TIME EQUIVALENT ("FTE")

****NOTE:** Enter the number of FTE positions in the "blue" cells.*

****NOTE:** Enter the number of FTE positions in the "blue" cells.*

****NOTE:** If there are NO budget revisions at the time of quarterly submittal leave the 'REVISED' Column(s) COMPLETELY BLANK.*

ADMINISTRATIVE PERSONNEL FTE	ADMINISTRATIVE PERSONNEL FTE
Executive Management	Executive Management
Instructional Management	Instructional Management
Deans, Directors & Coordinators	Deans, Directors & Coordinators
CFO / Director of Finance	CFO / Director of Finance
Operation / Business Manager	Operation / Business Manager
Administrative Staff	Administrative Staff
TOTAL ADMINISTRATIVE STAFF	TOTAL ADMINISTRATIVE STAFF

PRIOR YEAR
2017-18
ACTUAL
1.0
3.0
18.0
0.0
6.0
1.0
29.0

ANNUAL BUDGETED FTE							
Q1		Q2		Q3		Q4	
Original	Revised	Original	Revised	Original	Revised	Original	Revised
1.0		1.0		1.0		1.0	
4.0		4.0		4.0		4.0	
23.0		23.0		23.0		23.0	
0.0		0.0		0.0		0.0	
7.0		7.0		7.0		7.0	
1.0		1.0		1.0		1.0	
36.0	0.0	36.0	0.0	36.0	0.0	36.0	0.0

INSTRUCTIONAL PERSONNEL FTE	INSTRUCTIONAL PERSONNEL FTE
Teachers - Regular	Teachers - Regular
Teachers - SPED	Teachers - SPED
Substitute Teachers	Substitute Teachers
Teaching Assistants	Teaching Assistants
Specialty Teachers	Specialty Teachers
Aides	Aides
Therapists & Counselors	Therapists & Counselors
Other	Other
TOTAL INSTRUCTIONAL	TOTAL INSTRUCTIONAL

PRIOR YEAR
2017-18
ACTUAL
25.0
17.0
0.0
0.0
13.0
0.0
6.0
0.0
61.0

ANNUAL BUDGETED FTE							
Q1		Q2		Q3		Q4	
Original	Revised	Original	Revised	Original	Revised	Original	Revised
28.0		28.0		28.0		28.0	
20.0		20.0		20.0		20.0	
0.0		0.0		0.0		0.0	
0.0		0.0		0.0		0.0	
14.0		14.0		14.0		14.0	
0.0		0.0		0.0		0.0	
7.0		7.0		7.0		7.0	
0.0		0.0		0.0		0.0	
69.0	0.0	69.0	0.0	69.0	0.0	69.0	0.0

NON-INSTRUCTIONAL PERSONNEL FTE	NON-INSTRUCTIONAL PERSONNEL FTE
Nurse	Nurse
Librarian	Librarian
Custodian	Custodian
Security	Security
Other	Other
TOTAL NON-INSTRUCTIONAL	TOTAL NON-INSTRUCTIONAL

PRIOR YEAR
2017-18
ACTUAL
0.0
0.0
0.0
0.0
0.0
0.0

ANNUAL BUDGETED FTE							
Q1		Q2		Q3		Q4	
Original	Revised	Original	Revised	Original	Revised	Original	Revised
0.0		0.0		0.0		0.0	
0.0		0.0		0.0		0.0	
0.0		0.0		0.0		0.0	
0.0		0.0		0.0		0.0	
0.0		0.0		0.0		0.0	
0.0	0.0	0.0	0.0	0.0	0.0	0.0	0.0

TOTAL PERSONNEL SERVICE FTE	TOTAL PERSONNEL SERVICE FTE
-----------------------------	-----------------------------

90.0

105.0	0.0	105.0	0.0	105.0	0.0	105.0	0.0
-------	-----	-------	-----	-------	-----	-------	-----

DREAM CHARTER SCHOOL
2018-19

PLAN - FULL TIME EQUIVALENT

****NOTE:** Enter the number of FTE positions in the "blue" cells.*

Id be input.

****NOTE:** State the assumptions that are being made for personnel FTE levels.*

ADMINISTRATIVE PERSONNEL FTE	
	Q4
	Actual
Executive Management	
Instructional Management	
Deans, Directors & Coordinators	
CFO / Director of Finance	
Operation / Business Manager	
Administrative Staff	
TOTAL ADMINISTRATIVE STAFF	0.0

Description of Assumptions
Chief Education Officer
MD of Schools, ES, MS & HS Principals
Academic Deans, Data, Family Engagement
Executive Assistant

INSTRUCTIONAL PERSONNEL FTE	
	Q4
	Actual
Teachers - Regular	
Teachers - SPED	
Substitute Teachers	
Teaching Assistants	
Specialty Teachers	
Aides	
Therapists & Counselors	
Other	
TOTAL INSTRUCTIONAL	0.0

Description of Assumptions

NON-INSTRUCTIONAL PERSONNEL FTE	
	Q4
	Actual
Nurse	
Librarian	
Custodian	
Security	
Other	
TOTAL NON-INSTRUCTIONAL	0.0

Description of Assumptions

TOTAL PERSONNEL SERVICE FTE	0.0
-----------------------------	-----

--

		DREAM CHARTER SCHOOL Budget / Operating Plan 2018-19							
Total Revenue		13,661,344	4,260,109	-	-	4,260,109	-	-	4,260,109
Total Expenses		13,647,655	4,275,020	-	-	4,275,020	-	-	4,275,020
Net Income		13,689	(14,911)	-	-	(14,911)	-	-	(14,911)
Actual Student Enrollment		580	684	-	-	684	-	-	684
		Prior Year Actual 2017-18 Revenue Per Pupil	1st Quarter - 7/1 - 9/30			2nd Quarter - 10/1 - 12/31			3rd Quarter - 1/1 - 3/31
			Original Budget	Revised Budget	Variance	Original Budget	Revised Budget	Variance	Original Budget
REVENUE		Allocate Per Pupil Revenue by Quarter	*NOTE: If there are NO budget revisions at the time of quarterly submittal leave If budget revisions ARE made, the entire "REVISED" budget columns for the affected quarter will be revised.						
REVENUES FROM STATE SOURCES		2018-19 Per Pupil Rate	PPR %/Qtr->	25.0%	25.0%	25.0%	25.0%	25.0%	25.0%
Per Pupil Revenue		15,307	8,411,353	2,617,497	-	-	2,617,497	-	-
NYC CHANCELLOR'S OFFICE		-	-	-	-	-	-	-	-
-		-	-	-	-	-	-	-	-
-		-	-	-	-	-	-	-	-
-		-	-	-	-	-	-	-	-
-		-	-	-	-	-	-	-	-
-		-	-	-	-	-	-	-	-
-		-	-	-	-	-	-	-	-
-		-	-	-	-	-	-	-	-
-		-	-	-	-	-	-	-	-
-		-	-	-	-	-	-	-	-
-		-	-	-	-	-	-	-	-
-		-	-	-	-	-	-	-	-
-		-	-	-	-	-	-	-	-
-		-	-	-	-	-	-	-	-
-		-	-	-	-	-	-	-	-
ALL OTHER School Districts: (Weighted Avg)		-	-	-	-	-	-	-	-
TOTAL Per Pupil Revenue (Weighted Average Per Pupil Funding)		15,307	8,411,353	2,617,497	-	-	2,617,497	-	-
Special Education Revenue		-	2,312,270	592,065	-	-	592,065	-	-
Grants		-	-	-	-	-	-	-	-
Stimulus		-	232,000	-	-	-	-	-	-
DYCD (Department of Youth and Community Development)		-	-	-	-	-	-	-	-
Other		-	-	-	-	-	-	-	-
NYC DoE Rental Assistance		-	420,012	222,731	-	-	222,731	-	-
Other		-	-	-	-	-	-	-	-
TOTAL REVENUE FROM STATE SOURCES		-	11,375,635	3,432,294	-	-	3,432,294	-	-
REVENUE FROM FEDERAL FUNDING		-	-	-	-	-	-	-	-
IDEA Special Needs		-	112,450	32,926	-	-	32,926	-	-
Title I		-	194,519	61,560	-	-	61,560	-	-
Title Funding - Other		-	58,194	20,178	-	-	20,178	-	-
School Food Service (Free Lunch)		-	306,337	117,513	-	-	117,513	-	-
Grants		-	-	-	-	-	-	-	-

	DREAM CHARTER SCHOOL Budget / Operating Plan 2018-19							
Total Revenue	13,661,344	4,260,109	-	-	4,260,109	-	-	4,260,109
Total Expenses	13,647,655	4,275,020	-	-	4,275,020	-	-	4,275,020
Net Income	13,689	(14,911)	-	-	(14,911)	-	-	(14,911)
Actual Student Enrollment	580	684	-	-	684	-	-	684
	Prior Year Actual 2017-18 Revenue Per Pupil	1st Quarter - 7/1 - 9/30			2nd Quarter - 10/1 - 12/31			3rd Quarter - 1/1 - 3/31
		Original Budget	Revised Budget	Variance	Original Budget	Revised Budget	Variance	Original Budget
Charter School Program (CSP) Planning & Implementation				-			-	
Other				-			-	
Other				-			-	
TOTAL REVENUE FROM FEDERAL SOURCES	671,500	232,177	-	-	232,177	-	-	232,177
LOCAL and OTHER REVENUE								
Contributions and Donations	1,565,526	588,139		-	588,139		-	588,139
Fundraising				-			-	
Erate Reimbursement	42,538	6,250		-	6,250		-	6,250
Earnings on Investments				-			-	
Interest Income	1,986	1,250		-	1,250		-	1,250
Food Service (Income from meals)				-			-	
Text Book				-			-	
OTHER	4,158			-			-	
TOTAL REVENUE FROM LOCAL and OTHER SOURCES	1,614,209	595,639	-	-	595,639	-	-	595,639
TOTAL REVENUE	13,661,344	4,260,109	-	-	4,260,109	-	-	4,260,109

			DREAM CHARTER SCHOOL Budget / Operating Plan 2018-19								
Total Revenue			13,661,344	4,260,109	-	-	4,260,109	-	-	4,260,109	
Total Expenses			13,647,655	4,275,020	-	-	4,275,020	-	-	4,275,020	
Net Income			13,689	(14,911)	-	-	(14,911)	-	-	(14,911)	
Actual Student Enrollment			580	684	-	-	684	-	-	684	
			Prior Year Actual 2017-18 Revenue Per Pupil	1st Quarter - 7/1 - 9/30			2nd Quarter - 10/1 - 12/31			3rd Quarter - 10/1 - 12/31	
				Original Budget	Revised Budget	Variance	Original Budget	Revised Budget	Variance	Original Budget	
EXPENSES											
ADMINISTRATIVE STAFF PERSONNEL COSTS			Avg. No. of Positions								
Executive Management			1.00	258,000	66,369		-	66,369		-	66,369
Instructional Management			4.00	417,138	137,702		-	137,702		-	137,702
Deans, Directors & Coordinators			23.00	1,638,000	534,750		-	534,750		-	534,750
CFO / Director of Finance			-				-			-	
Operation / Business Manager			7.00	320,194	96,250.00		-	96,250.00		-	96,250.00
Administrative Staff			1.00	52,000	13,520		-	13,520		-	13,520
TOTAL ADMINISTRATIVE STAFF			36.00	2,685,332	848,591		-	848,591		-	848,591
INSTRUCTIONAL PERSONNEL COSTS											
Teachers - Regular			28.00	1,740,485	508,171		-	508,171		-	508,171
Teachers - SPED			20.00	1,267,119	367,986		-	367,986		-	367,986
Substitute Teachers			-				-			-	
Teaching Assistants			-				-			-	
Specialty Teachers			14.00	975,000	262,500		-	262,500		-	262,500
Aides			-				-			-	
Therapists & Counselors			7.00	437,602	127,750.00		-	127,750.00		-	127,750.00
Other			-				-			-	
TOTAL INSTRUCTIONAL			69.00	4,420,206	1,266,408		-	1,266,408		-	1,266,408
NON-INSTRUCTIONAL PERSONNEL COSTS											
Nurse			-				-			-	
Librarian			-				-			-	
Custodian			-				-			-	
Security			-				-			-	
Other			-	94,442	29,636		-	29,636		-	29,636
TOTAL NON-INSTRUCTIONAL			-	94,442	29,636		-	29,636		-	29,636
SUBTOTAL PERSONNEL SERVICE COSTS			105.00	7,199,980	2,144,635		-	2,144,635		-	2,144,635
PAYROLL TAXES AND BENEFITS											
Payroll Taxes				550,798	164,065		-	164,065		-	164,065
Fringe / Employee Benefits				678,138	233,244.32		-	233,244.32		-	233,244.32

		DREAM CHARTER SCHOOL Budget / Operating Plan 2018-19							
Total Revenue		13,661,344	4,260,109	-	-	4,260,109	-	-	4,260,109
Total Expenses		13,647,655	4,275,020	-	-	4,275,020	-	-	4,275,020
Net Income		13,689	(14,911)	-	-	(14,911)	-	-	(14,911)
Actual Student Enrollment		580	684	-	-	684	-	-	684
		Prior Year Actual 2017-18 Revenue Per Pupil	1st Quarter - 7/1 - 9/30			2nd Quarter - 10/1 - 12/31			3rd Quarter - 1/1 - 3/31
			Original Budget	Revised Budget	Variance	Original Budget	Revised Budget	Variance	Original Budget
Retirement / Pension		97,775	35,062		-	35,062		-	35,062
TOTAL PAYROLL TAXES AND BENEFITS		1,326,711	432,371	-	-	432,371	-	-	432,371
TOTAL PERSONNEL SERVICE COSTS	105.00	8,526,692	2,577,006	-	-	2,577,006	-	-	2,577,006
CONTRACTED SERVICES									
Accounting / Audit		15,450	3,978		-	3,978		-	3,978
Legal		15,000	5,000		-	5,000		-	5,000
Management Company Fee		2,544,381	768,883		-	768,883		-	768,883
Nurse Services					-			-	
Food Service / School Lunch		437,756	138,250		-	138,250		-	138,250
Payroll Services		23,476	5,275		-	5,275		-	5,275
Special Ed Services					-			-	
Titlement Services (i.e. Title I)					-			-	
Other Purchased / Professional / Consulting		122,140	58,692.50		-	58,692.50		-	58,692.50
TOTAL CONTRACTED SERVICES		3,158,203	980,078	-	-	980,078	-	-	980,078

	DREAM CHARTER SCHOOL Budget / Operating Plan 2018-19							
Total Revenue	13,661,344	4,260,109	-	-	4,260,109	-	-	4,260,109
Total Expenses	13,647,655	4,275,020	-	-	4,275,020	-	-	4,275,020
Net Income	13,689	(14,911)	-	-	(14,911)	-	-	(14,911)
Actual Student Enrollment	580	684	-	-	684	-	-	684
	Prior Year Actual 2017-18 Revenue Per Pupil	1st Quarter - 7/1 - 9/30			2nd Quarter - 10/1 - 12/31			3rd Quarter - 1/1 - 3/31
		Original Budget	Revised Budget	Variance	Original Budget	Revised Budget	Variance	Original Budget
SCHOOL OPERATIONS								
Board Expenses				-			-	
Classroom / Teaching Supplies & Materials	140,219	38,936		-	38,936		-	38,936
Special Ed Supplies & Materials				-			-	
Textbooks / Workbooks				-			-	
Supplies & Materials other	42,891	34,514		-	34,514		-	34,514
Equipment / Furniture	63,172	48,934		-	48,934		-	48,934
Telephone				-			-	
Technology	44,313	9,500		-	9,500		-	9,500
Student Testing & Assessment	23,819	13,041		-	13,041		-	13,041
Field Trips	92,000	38,929		-	38,929		-	38,929
Transportation (student)	88,943	29,645		-	29,645		-	29,645
Student Services - other	156,241	61,521		-	61,521		-	61,521
Office Expense	153,999	33,461		-	33,461		-	33,461
Staff Development	178,552	62,013		-	62,013		-	62,013
Staff Recruitment				-			-	
Student Recruitment / Marketing	7,520	4,500		-	4,500		-	4,500
School Meals / Lunch	85,925	23,500		-	23,500		-	23,500
Travel (Staff)	33,088	12,584		-	12,584		-	12,584
Fundraising				-			-	
Other	3,355	900		-	900		-	900
TOTAL SCHOOL OPERATIONS	1,114,037	411,977	-	-	411,977	-	-	411,977
FACILITY OPERATION & MAINTENANCE								
Insurance	68,517	18,460		-	18,460		-	18,460
Janitorial				-			-	
Building and Land Rent / Lease / Facility Finance Interest	597,706	287,500.00		-	287,500.00		-	287,500.00
Repairs & Maintenance				-			-	
Equipment / Furniture				-			-	
Security				-			-	
Utilities				-			-	
TOTAL FACILITY OPERATION & MAINTENANCE	666,223	305,960	-	-	305,960	-	-	305,960
DEPRECIATION & AMORTIZATION	89,000			-			-	
RESERVES / CONTINGENCY	93,500			-			-	
DEFERRED RENT								

	DREAM CHARTER SCHOOL Budget / Operating Plan 2018-19							
Total Revenue	13,661,344	4,260,109	-	-	4,260,109	-	-	4,260,109
Total Expenses	13,647,655	4,275,020	-	-	4,275,020	-	-	4,275,020
Net Income	13,689	(14,911)	-	-	(14,911)	-	-	(14,911)
Actual Student Enrollment	580	684	-	-	684	-	-	684
	Prior Year Actual 2017-18 Revenue Per Pupil	1st Quarter - 7/1 - 9/30			2nd Quarter - 10/1 - 12/31			3rd Quarter - 1/1 - 3/31
		Original Budget	Revised Budget	Variance	Original Budget	Revised Budget	Variance	Original Budget
TOTAL EXPENSES	<u>13,647,655</u>	<u>4,275,020</u>	-	-	<u>4,275,020</u>	-	-	<u>4,275,020</u>
NET INCOME	<u>13,689</u>	<u>(14,911)</u>	-	-	<u>(14,911)</u>	-	-	<u>(14,911)</u>

	DREAM CHARTER SCHOOL Budget / Operating Plan 2018-19							
Total Revenue	13,661,344	4,260,109	-	-	4,260,109	-	-	4,260,109
Total Expenses	13,647,655	4,275,020	-	-	4,275,020	-	-	4,275,020
Net Income	13,689	(14,911)	-	-	(14,911)	-	-	(14,911)
Actual Student Enrollment	580	684	-	-	684	-	-	684
	Prior Year Actual 2017-18 Revenue Per Pupil	1st Quarter - 7/1 - 9/30			2nd Quarter - 10/1 - 12/31			3rd Quarter - 1/1 - 3/31
		Original Budget	Revised Budget	Variance	Original Budget	Revised Budget	Variance	Original Budget
ENROLLMENT - *School Districts Are Linked To Above Entries* Number of Districts: NYC CHANCELLOR'S OFFICE - ALL OTHER School Districts: (Weighted Avg)	1	1	-	-	1	-	-	1
	580	684	-	-	684	-	-	684
	-	-	-	-	-	-	-	-
	-	-	-	-	-	-	-	-
	-	-	-	-	-	-	-	-
	-	-	-	-	-	-	-	-
	-	-	-	-	-	-	-	-
	-	-	-	-	-	-	-	-
	-	-	-	-	-	-	-	-
	-	-	-	-	-	-	-	-
	-	-	-	-	-	-	-	-
	-	-	-	-	-	-	-	-
	-	-	-	-	-	-	-	-
	-	-	-	-	-	-	-	-
	-	-	-	-	-	-	-	-
	-	-	-	-	-	-	-	-
	-	-	-	-	-	-	-	-
	-	-	-	-	-	-	-	-
	-	-	-	-	-	-	-	-
	-	-	-	-	-	-	-	-
	-	-	-	-	-	-	-	-
	-	-	-	-	-	-	-	-
TOTAL ENROLLMENT	580	684	-	-	684	-	-	684
REVENUE PER PUPIL	23,554	6,228	-	-	6,228	-	-	6,228
EXPENSES PER PUPIL	23,530	6,250	-	-	6,250	-	-	6,250

Total Revenue	-	-	4,568,593	-	-
Total Expenses	-	-	4,458,520	-	-
Net Income	-	-	110,073	-	-
Actual Student Enrollment	-	-	684	-	-
	Quarter - 1/1 - 3/31		4th Quarter - 4/1 - 6/30		
	Revised Budget	Variance	Original Budget	Revised Budget	Variance
Charter School Program (CSP) Planning & Implementation		-			-
Other		-			-
Other		-			-
TOTAL REVENUE FROM FEDERAL SOURCES	-	-	232,177	-	-
LOCAL and OTHER REVENUE					
Contributions and Donations		-	588,139		-
Fundraising		-			-
Erate Reimbursement		-	6,250		-
Earnings on Investments		-			-
Interest Income		-	1,250		-
Food Service (Income from meals)		-			-
Text Book		-			-
OTHER		-			-
TOTAL REVENUE FROM LOCAL and OTHER SOURCES	-	-	595,639	-	-
TOTAL REVENUE	-	-	4,568,593	-	-

Total Revenue			-	-	4,568,593	-	-
Total Expenses			-	-	4,458,520	-	-
Net Income			-	-	110,073	-	-
Actual Student Enrollment			-	-	684	-	-
			Quarter - 1/1 - 3/31		4th Quarter - 4/1 - 6/30		
			Revised Budget	Variance	Original Budget	Revised Budget	Variance
EXPENSES							
ADMINISTRATIVE STAFF PERSONNEL COSTS		Avg. No. of Positions					
Executive Management	1.00			-	66,369		-
Instructional Management	4.00			-	137,702		-
Deans, Directors & Coordinators	23.00			-	534,750		-
CFO / Director of Finance	-			-			-
Operation / Business Manager	7.00			-	96,250.00		-
Administrative Staff	1.00			-	13,520		-
TOTAL ADMINISTRATIVE STAFF	36.00		-	-	848,591	-	-
INSTRUCTIONAL PERSONNEL COSTS							
Teachers - Regular	28.00			-	508,171		-
Teachers - SPED	20.00			-	367,986		-
Substitute Teachers	-			-			-
Teaching Assistants	-			-			-
Specialty Teachers	14.00			-	262,500		-
Aides	-			-			-
Therapists & Counselors	7.00			-	127,750.00		-
Other	-			-			-
TOTAL INSTRUCTIONAL	69.00		-	-	1,266,408	-	-
NON-INSTRUCTIONAL PERSONNEL COSTS							
Nurse	-			-			-
Librarian	-			-			-
Custodian	-			-			-
Security	-			-			-
Other	-			-	29,636		-
TOTAL NON-INSTRUCTIONAL	-		-	-	29,636	-	-
SUBTOTAL PERSONNEL SERVICE COSTS		105.00	-	-	2,144,635	-	-
PAYROLL TAXES AND BENEFITS							
Payroll Taxes				-	164,065		-
Fringe / Employee Benefits				-	233,244.32		-

Total Revenue		-	-	4,568,593	- -
Total Expenses		-	-	4,458,520	- -
Net Income		-	-	110,073	- -
Actual Student Enrollment		-	-	684	- -
		Quarter - 1/1 - 3/31		4th Quarter - 4/1 - 6/30	
		Revised Budget	Variance	Original Budget	Revised Budget Variance
Retirement / Pension			-	<u>35,062</u>	-
TOTAL PAYROLL TAXES AND BENEFITS		-	-	432,371	-
TOTAL PERSONNEL SERVICE COSTS		-	-	2,577,006	-
CONTRACTED SERVICES					
Accounting / Audit			-	3,978	-
Legal			-	5,000	-
Management Company Fee			-	768,883	-
Nurse Services			-		-
Food Service / School Lunch			-	138,250	-
Payroll Services			-	5,275	-
Special Ed Services			-		-
Titlement Services (i.e. Title I)			-		-
Other Purchased / Professional / Consulting			-	<u>58,692.50</u>	-
TOTAL CONTRACTED SERVICES		-	-	980,078	-

Total Revenue	-	-	4,568,593	-	-
Total Expenses	-	-	4,458,520	-	-
Net Income	-	-	110,073	-	-
Actual Student Enrollment	-	-	684	-	-
	Quarter - 1/1 - 3/31		4th Quarter - 4/1 - 6/30		
	Revised Budget	Variance	Original Budget	Revised Budget	Variance
SCHOOL OPERATIONS					
Board Expenses		-			-
Classroom / Teaching Supplies & Materials		-	38,936		-
Special Ed Supplies & Materials		-			-
Textbooks / Workbooks		-			-
Supplies & Materials other		-	34,514		-
Equipment / Furniture		-	48,934		-
Telephone		-			-
Technology		-	9,500		-
Student Testing & Assessment		-	13,041		-
Field Trips		-	38,929		-
Transportation (student)		-	29,645		-
Student Services - other		-	61,521		-
Office Expense		-	33,461		-
Staff Development		-	62,013		-
Staff Recruitment		-			-
Student Recruitment / Marketing		-	4,500		-
School Meals / Lunch		-	23,500		-
Travel (Staff)		-	12,584		-
Fundraising		-			-
Other		-	900		-
TOTAL SCHOOL OPERATIONS	-	-	411,977	-	-
FACILITY OPERATION & MAINTENANCE					
Insurance		-	18,460		-
Janitorial		-			-
Building and Land Rent / Lease / Facility Finance Interest		-	287,500.00		-
Repairs & Maintenance		-			-
Equipment / Furniture		-			-
Security		-			-
Utilities		-			-
TOTAL FACILITY OPERATION & MAINTENANCE	-	-	305,960	-	-
DEPRECIATION & AMORTIZATION		-	90,000		-
RESERVES / CONTINGENCY		-	93,500		-
DEFERRED RENT		-			-

Total Revenue	-	-	4,568,593	-	-	
Total Expenses	-	-	4,458,520	-	-	
Net Income	-	-	110,073	-	-	
Actual Student Enrollment	-	-	684	-	-	
	Quarter - 1/1 - 3/31		4th Quarter - 4/1 - 6/30			
	Revised Budget	Variance	Original Budget	Revised Budget	Variance	
TOTAL EXPENSES	-	-	<u>4,458,520</u>	-	-	
NET INCOME	-	-	<u>110,073</u>	-	-	

Total Revenue	-	-	4,568,593	-	-
Total Expenses	Quarter - 1/1 - 3/31	-	4,458,520	-	-
Net Income	-	-	110,073	-	-
Actual Student Enrollment	-	-	684	-	-
	Quarter - 1/1 - 3/31	4th Quarter - 4/1 - 6/30			
	Revised Budget	Variance	Original Budget	Revised Budget	Variance
ENROLLMENT - *School Districts Are Linked To Above Entries*					
Number of Districts:	-	-	1	-	-
NYC CHANCELLOR'S OFFICE	-	-	684	-	-
-	-	-	-	-	-
-	-	-	-	-	-
-	-	-	-	-	-
-	-	-	-	-	-
-	-	-	-	-	-
-	-	-	-	-	-
-	-	-	-	-	-
-	-	-	-	-	-
-	-	-	-	-	-
-	-	-	-	-	-
-	-	-	-	-	-
-	-	-	-	-	-
-	-	-	-	-	-
-	-	-	-	-	-
ALL OTHER School Districts: (Weighted Avg)	-	-	-	-	-
TOTAL ENROLLMENT	-	-	684	-	-
REVENUE PER PUPIL	-	-	6,679	-	-
EXPENSES PER PUPIL	-	-	6,518	-	-

		DREAM CHARTER SCHOOL				
		Budget / Operating Plan				
		2018-19				
Total Revenue		17,348,921	17,348,921	-	3,687,577	3,687,577
Total Expenses		17,283,580	17,283,580	-	(3,635,925)	(3,635,925)
Net Income		65,341	65,341	-	51,652	51,652
Actual Student Enrollment						
		Total Year			VARIANCE	
		Original Budget	Revised Budget	Variance	Original Budget vs. PY Budget	Revised Budget vs. PY Budget
REVENUE						
REVENUES FROM STATE SOURCES						
Per Pupil Revenue	2018-19 Per Pupil Rate					
NYC CHANCELLOR'S OFFICE	15,307	10,469,988	10,469,988	-	2,058,635	2,058,635
-	-	-	-	-	-	-
-	-	-	-	-	-	-
-	-	-	-	-	-	-
-	-	-	-	-	-	-
-	-	-	-	-	-	-
-	-	-	-	-	-	-
-	-	-	-	-	-	-
-	-	-	-	-	-	-
-	-	-	-	-	-	-
-	-	-	-	-	-	-
-	-	-	-	-	-	-
-	-	-	-	-	-	-
-	-	-	-	-	-	-
-	-	-	-	-	-	-
ALL OTHER School Districts: (Weighted Avg)	-	-	-	-	-	-
TOTAL Per Pupil Revenue (Weighted Average Per Pupil Funding)	15,307	10,469,988	10,469,988	-	2,058,635	2,058,635
Special Education Revenue		2,368,261	2,368,261	-	55,990	55,990
Grants						
Stimulus		308,484	308,484	-	76,484	76,484
DYCD (Department of Youth and Community Development)		-	-	-	-	-
Other		-	-	-	-	-
NYC DoE Rental Assistance		890,926	890,926	-	470,914	470,914
Other		-	-	-	-	-
TOTAL REVENUE FROM STATE SOURCES		14,037,658	14,037,658	-	2,662,024	2,662,024
REVENUE FROM FEDERAL FUNDING						
IDEA Special Needs		131,705	131,705	-	19,255	19,255
Title I		246,240	246,240	-	51,721	51,721
Title Funding - Other		80,712	80,712	-	22,518	22,518
School Food Service (Free Lunch)		470,050	470,050	-	163,713	163,713
Grants						

DESCRIPTION OF ASSUMPTIONS

		DREAM CHARTER SCHOOL					DESCRIPTION OF ASSUMPTIONS
		Budget / Operating Plan					
		2018-19					
Total Revenue	17,348,921	17,348,921	-	3,687,577	3,687,577		
Total Expenses	17,283,580	17,283,580	-	(3,635,925)	(3,635,925)		
Net Income	65,341	65,341	-	51,652	51,652		
Actual Student Enrollment							
		Total Year			VARIANCE		
		Original Budget	Revised Budget	Variance	Original Budget vs. PY Budget	Revised Budget vs. PY Budget	
Charter School Program (CSP) Planning & Implementation	-	-	-	-	-	-	
Other	-	-	-	-	-	-	
Other	-	-	-	-	-	-	
TOTAL REVENUE FROM FEDERAL SOURCES	928,707	928,707	-	257,207	257,207		
LOCAL and OTHER REVENUE							
Contributions and Donations	2,352,555	2,352,555	-	787,029	787,029		
Fundraising	-	-	-	-	-		
Erate Reimbursement	25,000	25,000	-	(17,538)	(17,538)		
Earnings on Investments	-	-	-	-	-		
Interest Income	5,000	5,000	-	3,014	3,014		
Food Service (Income from meals)	-	-	-	-	-		
Text Book	-	-	-	-	-		
OTHER	-	-	-	(4,158)	(4,158)		
TOTAL REVENUE FROM LOCAL and OTHER SOURCES	2,382,555	2,382,555	-	768,346	768,346		
TOTAL REVENUE							
	17,348,921	17,348,921	-	3,687,577	3,687,577		

			DREAM CHARTER SCHOOL				
			Budget / Operating Plan			2018-19	
Total Revenue			17,348,921	17,348,921	-	3,687,577	3,687,577
Total Expenses			17,283,580	17,283,580	-	(3,635,925)	(3,635,925)
Net Income			65,341	65,341	-	51,652	51,652
Actual Student Enrollment							
			Total Year		VARIANCE		
			Original Budget	Revised Budget	Variance	Original Budget vs. PY Budget	Revised Budget vs. PY Budget
			DESCRIPTION OF ASSUMPTIONS				
EXPENSES							
ADMINISTRATIVE STAFF PERSONNEL COSTS	Avg. No. of Positions						
Executive Management	1.00		265,476	265,476	-	(7,476)	(7,476)
Instructional Management	4.00		550,808	550,808	-	(133,670)	(133,670)
Deans, Directors & Coordinators	23.00		2,139,000	2,139,000	-	(501,000)	(501,000)
CFO / Director of Finance	-		-	-	-	-	-
Operation / Business Manager	7.00		385,000	385,000	-	(64,806)	(64,806)
Administrative Staff	1.00		54,080	54,080	-	(2,080)	(2,080)
TOTAL ADMINISTRATIVE STAFF	36.00		3,394,364	3,394,364	-	(709,032)	(709,032)
INSTRUCTIONAL PERSONNEL COSTS							
Teachers - Regular	28.00		2,032,686	2,032,686	-	(292,201)	(292,201)
Teachers - SPED	20.00		1,471,945	1,471,945	-	(204,826)	(204,826)
Substitute Teachers	-		-	-	-	-	-
Teaching Assistants	-		-	-	-	-	-
Specialty Teachers	14.00		1,050,000	1,050,000	-	(75,000)	(75,000)
Aides	-		-	-	-	-	-
Therapists & Counselors	7.00		511,000	511,000	-	(73,398)	(73,398)
Other	-		-	-	-	-	-
TOTAL INSTRUCTIONAL	69.00		5,065,631	5,065,631	-	(645,425)	(645,425)
NON-INSTRUCTIONAL PERSONNEL COSTS							
Nurse	-		-	-	-	-	-
Librarian	-		-	-	-	-	-
Custodian	-		-	-	-	-	-
Security	-		-	-	-	-	-
Other	-		118,544	118,544	-	(24,102)	(24,102)
TOTAL NON-INSTRUCTIONAL	-		118,544	118,544	-	(24,102)	(24,102)
SUBTOTAL PERSONNEL SERVICE COSTS	105.00		8,578,539	8,578,539	-	(1,378,559)	(1,378,559)
PAYROLL TAXES AND BENEFITS							
Payroll Taxes			656,258	656,258	-	(105,460)	(105,460)
Fringe / Employee Benefits			932,977	932,977	-	(254,839)	(254,839)

		DREAM CHARTER SCHOOL				
		Budget / Operating Plan				
		2018-19				
Total Revenue		17,348,921	17,348,921	-	3,687,577	3,687,577
Total Expenses		17,283,580	17,283,580	-	(3,635,925)	(3,635,925)
Net Income		65,341	65,341	-	51,652	51,652
Actual Student Enrollment						
		Total Year			VARIANCE	
		Original Budget	Revised Budget	Variance	Original Budget vs. PY Budget	Revised Budget vs. PY Budget
Retirement / Pension		140,248	140,248	-	(42,473)	(42,473)
TOTAL PAYROLL TAXES AND BENEFITS		1,729,483	1,729,483	-	(402,772)	(402,772)
TOTAL PERSONNEL SERVICE COSTS	105.00	10,308,022	10,308,022	-	(1,781,331)	(1,781,331)
CONTRACTED SERVICES						
Accounting / Audit		15,912	15,912	-	(462)	(462)
Legal		20,000	20,000	-	(5,000)	(5,000)
Management Company Fee		3,075,531	3,075,531	-	(531,149)	(531,149)
Nurse Services		-	-	-	-	-
Food Service / School Lunch		553,000	553,000	-	(115,244)	(115,244)
Payroll Services		21,100	21,100	-	2,376	2,376
Special Ed Services		-	-	-	-	-
Titlement Services (i.e. Title I)		-	-	-	-	-
Other Purchased / Professional / Consulting		234,770	234,770	-	(112,630)	(112,630)
TOTAL CONTRACTED SERVICES		3,920,313	3,920,313	-	(762,109)	(762,109)

DESCRIPTION OF ASSUMPTIONS

	DREAM CHARTER SCHOOL				
	Budget / Operating Plan				
	2018-19				
Total Revenue	17,348,921	17,348,921	-	3,687,577	3,687,577
Total Expenses	17,283,580	17,283,580	-	(3,635,925)	(3,635,925)
Net Income	65,341	65,341	-	51,652	51,652
Actual Student Enrollment					
	Total Year			VARIANCE	
	Original Budget	Revised Budget	Variance	Original Budget vs. PY Budget	Revised Budget vs. PY Budget
SCHOOL OPERATIONS					
Board Expenses	-	-	-	-	-
Classroom / Teaching Supplies & Materials	155,742	155,742	-	(15,523)	(15,523)
Special Ed Supplies & Materials	-	-	-	-	-
Textbooks / Workbooks	-	-	-	-	-
Supplies & Materials other	138,055	138,055	-	(95,164)	(95,164)
Equipment / Furniture	195,736	195,736	-	(132,564)	(132,564)
Telephone	-	-	-	-	-
Technology	38,000	38,000	-	6,313	6,313
Student Testing & Assessment	52,162	52,162	-	(28,343)	(28,343)
Field Trips	155,717	155,717	-	(63,717)	(63,717)
Transportation (student)	118,580	118,580	-	(29,637)	(29,637)
Student Services - other	246,085	246,085	-	(89,844)	(89,844)
Office Expense	133,844	133,844	-	20,155	20,155
Staff Development	248,050	248,050	-	(69,498)	(69,498)
Staff Recruitment	-	-	-	-	-
Student Recruitment / Marketing	18,000	18,000	-	(10,480)	(10,480)
School Meals / Lunch	94,000	94,000	-	(8,075)	(8,075)
Travel (Staff)	50,335	50,335	-	(17,247)	(17,247)
Fundraising	-	-	-	-	-
Other	3,600	3,600	-	(245)	(245)
TOTAL SCHOOL OPERATIONS	1,647,906	1,647,906	-	(533,869)	(533,869)
FACILITY OPERATION & MAINTENANCE					
Insurance	73,839	73,839	-	(5,322)	(5,322)
Janitorial	-	-	-	-	-
Building and Land Rent / Lease / Facility Finance Interest	1,150,000	1,150,000	-	(552,294)	(552,294)
Repairs & Maintenance	-	-	-	-	-
Equipment / Furniture	-	-	-	-	-
Security	-	-	-	-	-
Utilities	-	-	-	-	-
TOTAL FACILITY OPERATION & MAINTENANCE	1,223,839	1,223,839	-	(557,616)	(557,616)
DEPRECIATION & AMORTIZATION	90,000	90,000	-	(1,000)	(1,000)
RESERVES / CONTINGENCY	93,500	93,500	-	-	-
DEFERRED RENT					

DESCRIPTION OF ASSUMPTIONS

	DREAM CHARTER SCHOOL				
	Budget / Operating Plan				
	2018-19				
Total Revenue	17,348,921	17,348,921	-	3,687,577	3,687,577
Total Expenses	17,283,580	17,283,580	-	(3,635,925)	(3,635,925)
Net Income	65,341	65,341	-	51,652	51,652
Actual Student Enrollment					
	Total Year			VARIANCE	
	Original Budget	Revised Budget	Variance	Original Budget vs. PY Budget	Revised Budget vs. PY Budget
TOTAL EXPENSES	<u>17,283,580</u>	<u>17,283,580</u>	-	<u>(3,635,925)</u>	<u>(3,635,925)</u>
NET INCOME	<u>65,341</u>	<u>65,341</u>	-	<u>51,652</u>	<u>51,652</u>

DESCRIPTION OF ASSUMPTIONS

		DREAM CHARTER SCHOOL					DESCRIPTION OF ASSUMPTIONS
		Budget / Operating Plan			2018-19		
Total Revenue		17,348,921	17,348,921	-	3,687,577	3,687,577	
Total Expenses		17,283,580	17,283,580	-	(3,635,925)	(3,635,925)	
Net Income		65,341	65,341	-	51,652	51,652	
Actual Student Enrollment							
		Total Year			VARIANCE		
		Original Budget	Revised Budget	Variance	Original Budget vs. PY Budget	Revised Budget vs. PY Budget	
ENROLLMENT - *School Districts Are Linked To Above Entries*							
Number of Districts:							
NYC CHANCELLOR'S OFFICE							
-							
-							
-							
-							
-							
-							
-							
-							
-							
-							
-							
-							
ALL OTHER School Districts: (Weighted Avg)							
TOTAL ENROLLMENT							
REVENUE PER PUPIL							
EXPENSES PER PUPIL							

	DREAM CHARTER SCHOOL Budget / Operating Plan 2018-19							
Total Revenue	13,661,344	4,260,109	-	-	4,260,109	-	-	4,260,109
Total Expenses	13,647,655	4,275,020	-	-	4,275,020	-	-	4,275,020
Net Income	13,689	(14,911)	-	-	(14,911)	-	-	(14,911)
Actual Student Enrollment	580	684	-	-	684	-	-	684
	Prior Year Actual 2017-18 Revenue Per Pupil	1st Quarter - 7/1 - 9/30			2nd Quarter - 10/1 - 12/31			3rd Quarter - 1/1 - 3/31
		Original Budget	Revised Budget	Variance	Original Budget	Revised Budget	Variance	Original Budget
CASH FLOW ADJUSTMENTS								
OPERATING ACTIVITIES {enter descriptions below}								
Example - Add Back Depreciation	89,000	-	-	-	-	-	-	-
Other	-	-	-	-	-	-	-	-
Total Operating Activities	89,000	-	-	-	-	-	-	-
INVESTMENT ACTIVITIES {enter descriptions below}								
Example - Subtract Property and Equipment Expenditures	-	-	-	-	-	-	-	-
Other	-	-	-	-	-	-	-	-
Total Investment Activities	-	-	-	-	-	-	-	-
FINANCING ACTIVITIES {enter descriptions below}								
Example - Add Expected Proceeds from a Loan or Line of Credit	-	-	-	-	-	-	-	-
Other	-	-	-	-	-	-	-	-
Total Financing Activities	-	-	-	-	-	-	-	-
Total Cash Flow Adjustments	89,000	-	-	-	-	-	-	-
NET INCOME	102,689	(14,911)	-	-	(14,911)	-	-	(14,911)
Beginning Cash Balance	569,729	672,418	-	-	657,507	-	-	642,597
ENDING CASH BALANCE	672,418	657,507	-	-	642,597	-	-	627,686

Total Revenue	-	-	4,568,593	-	-
Total Expenses	-	-	4,458,520	-	-
Net Income	-	-	110,073	-	-
Actual Student Enrollment	-	-	684	-	-
	Quarter - 1/1 - 3/31		4th Quarter - 4/1 - 6/30		
	Revised Budget	Variance	Original Budget	Revised Budget	Variance
CASH FLOW ADJUSTMENTS					
OPERATING ACTIVITIES <i>{enter descriptions below}</i>					
Example - Add Back Depreciation	-	-	89,000	-	-
Other	-	-	-	-	-
Total Operating Activities	-	-	89,000	-	-
INVESTMENT ACTIVITIES <i>{enter descriptions below}</i>					
Example - Subtract Property and Equipment Expenditures	-	-	-	-	-
Other	-	-	-	-	-
Total Investment Activities	-	-	-	-	-
FINANCING ACTIVITIES <i>{enter descriptions below}</i>					
Example - Add Expected Proceeds from a Loan or Line of Credit	-	-	-	-	-
Other	-	-	-	-	-
Total Financing Activities	-	-	-	-	-
Total Cash Flow Adjustments	-	-	89,000	-	-
NET INCOME	-	-	199,073	-	-
Beginning Cash Balance	-	-	627,686	-	-
ENDING CASH BALANCE	-	-	826,759	-	-

		DREAM CHARTER SCHOOL					DESCRIPTION OF ASSUMPTIONS
		Budget / Operating Plan				2018-19	
Total Revenue		17,348,921	17,348,921	-	3,687,577	3,687,577	
Total Expenses		17,283,580	17,283,580	-	(3,635,925)	(3,635,925)	
Net Income		65,341	65,341	-	51,652	51,652	
Actual Student Enrollment							
		Total Year			VARIANCE		
		Original Budget	Revised Budget	Variance	Original Budget vs. PY Budget	Revised Budget vs. PY Budget	
CASH FLOW ADJUSTMENTS							
OPERATING ACTIVITIES {enter descriptions below}							
Example - Add Back Depreciation		89,000	89,000	-	-	-	
Other		-	-	-	-	-	
Total Operating Activities		89,000	89,000	-	-	-	
INVESTMENT ACTIVITIES {enter descriptions below}							
Example - Subtract Property and Equipment Expenditures		-	-	-	-	-	
Other		-	-	-	-	-	
Total Investment Activities		-	-	-	-	-	
FINANCING ACTIVITIES {enter descriptions below}							
Example - Add Expected Proceeds from a Loan or Line of Credit		-	-	-	-	-	
Other		-	-	-	-	-	
Total Financing Activities		-	-	-	-	-	
Total Cash Flow Adjustments		89,000	89,000	-	-	-	
NET INCOME		154,341	154,341	-	51,652	51,652	
Beginning Cash Balance		672,418	672,418	-	102,689	102,689	
ENDING CASH BALANCE		826,759	826,759	-	154,341	154,341	

**DREAM CHARTER SCHOOL
BALANCE SHEET
2018-19**

	<u>Prior Year</u>	<u>Q1</u>	<u>Q2</u>	<u>Q3</u>	<u>Q4</u>
	<u>2017-18</u>	<u>As of 9/30</u>	<u>As of 12/31</u>	<u>As of 3/31</u>	<u>As of 6/30</u>
<u>ASSETS</u>					
<u>CURRENT ASSETS</u>					
Cash and cash equivalents	2,602,564	-	-	-	-
Grants and contracts receivable	182,224	-	-	-	-
Accounts receivables	-	-	-	-	-
Prepaid Expenses	35,294	-	-	-	-
Contributions and other receivables	200,000	-	-	-	-
TOTAL CURRENT ASSETS	3,020,082	-	-	-	-
<u>PROPERTY, BUILDING AND EQUIPMENT, net</u>	144,570	-	-	-	-
<u>OTHER ASSETS</u>	11,775	-	-	-	-
TOTAL ASSETS	3,176,427	-	-	-	-
<u>LIABILITIES AND NET ASSETS</u>					
<u>CURRENT LIABILITIES</u>					
Accounts payable and accrued expenses	87,660	-	-	-	-
Accrued payroll and benefits	1,341	-	-	-	-
Deferred Revenue	909,795	-	-	-	-
Current maturities of long-term debt	-	-	-	-	-
Short Term Debt - Bonds, Notes Payable	-	-	-	-	-
Other	664,051	-	-	-	-
TOTAL CURRENT LIABILITIES	1,662,846	-	-	-	-
<u>LONG-TERM DEBT and NOTES PAYABLE, net current maturities</u>	-	-	-	-	-
TOTAL LIABILITIES	1,662,846	-	-	-	-
<u>NET ASSETS</u>					
Unrestricted	1,463,581	-	-	-	-
Temporarily restricted	50,000	-	-	-	-
TOTAL NET ASSETS	1,513,581	-	-	-	-
TOTAL LIABILITIES AND NET ASSETS	3,176,427	-	-	-	-

2018-19

Total Revenue	-	4,260,109	-	-	4,260,109	-	-
Total Expenses	-	4,275,020	-	-	4,275,020	-	-
Net Income	-	(14,911)	-	-	(14,911)	-	-
Actual Student Enrollment	-	684	-	-	684	-	-

*NOTE: Enrollment, Revenue and Expenditure Data IN the 'Total and Variance Analysis' Section is Based on LAST ACTUAL Quarter Completed

1st Quarter - 7/1 - 9/30

2nd Quarter - 10/1 - 12/31

3rd Quarter - 1/1 - 3/31

Actual	Current Budget	Variance	Actual	Current Budget	Variance	Actual
--------	----------------	----------	--------	----------------	----------	--------

REVENUE

REVENUES FROM STATE SOURCES

Per Pupil Revenue

2018-19
Per Pupil Rate

NYC CHANCELLOR'S OFFICE

15,307

-

-

-

-

-

-

-

-

-

-

-

-

-

-

-

-

-

-

-

-

-

-

-

-

-

-

-

-

-

-

-

-

-

-

-

ALL OTHER School Districts: (Count = 0)

TOTAL Per Pupil Revenue (Weighted Average Per Pupil Funding)

15,307

Special Education Revenue

Grants

Stimulus

DYCD (Department of Youth and Community Development)

Other

NYC DoE Rental Assistance

Other

TOTAL REVENUE FROM STATE SOURCES

REVENUE FROM FEDERAL FUNDING

IDEA Special Needs

Title I

Title Funding - Other

School Food Service (Free Lunch)

Grants

Charter School Program (CSP) Planning & Implementation

Other

2018-19

Total Revenue	-	4,260,109	-	-	4,260,109	-	-
Total Expenses	-	4,275,020	-	-	4,275,020	-	-
Net Income	-	(14,911)	-	-	(14,911)	-	-
Actual Student Enrollment	-	684	-	-	684	-	-
*NOTE: Enrollment, Revenue and Expenditure Data IN the 'Total and Variance Analysis' Section is Based on LAST ACTUAL Quarter Completed	1st Quarter - 7/1 - 9/30			2nd Quarter - 10/1 - 12/31			3rd Quarter - 1/1 - 3/31
	Actual	Current Budget	Variance	Actual	Current Budget	Variance	Actual
Other		-	-		-	-	
TOTAL REVENUE FROM FEDERAL SOURCES	-	232,177	-	-	232,177	-	-
LOCAL and OTHER REVENUE							
Contributions and Donations		588,139	-		588,139	-	
Fundraising		-	-		-	-	
Erate Reimbursement		6,250	-		6,250	-	
Earnings on Investments		-	-		-	-	
Interest Income		1,250	-		1,250	-	
Food Service (Income from meals)		-	-		-	-	
Text Book		-	-		-	-	
OTHER		-	-		-	-	
TOTAL REVENUE FROM LOCAL and OTHER SOURCES	-	595,639	-	-	595,639	-	-
TOTAL REVENUE	-	4,260,109	-	-	4,260,109	-	-

2018-19

Total Revenue	-	4,260,109	-	-	4,260,109	-	-
Total Expenses	-	4,275,020	-	-	4,275,020	-	-
Net Income	-	(14,911)	-	-	(14,911)	-	-
Actual Student Enrollment	-	684	-	-	684	-	-

*NOTE: Enrollment, Revenue and Expenditure Data IN the 'Total and Variance Analysis' Section is Based on LAST ACTUAL Quarter Completed	1st Quarter - 7/1 - 9/30			2nd Quarter - 10/1 - 12/31			3rd Quarter
	Actual	Current Budget	Variance	Actual	Current Budget	Variance	Actual

EXPENSES

Quarter 0

No. of Positions

ADMINISTRATIVE STAFF PERSONNEL COSTS

Executive Management	-	66,369	-	66,369	-	-
Instructional Management	-	137,702	-	137,702	-	-
Deans, Directors & Coordinators	-	534,750	-	534,750	-	-
CFO / Director of Finance	-	-	-	-	-	-
Operation / Business Manager	-	96,250	-	96,250	-	-
Administrative Staff	-	13,520	-	13,520	-	-
TOTAL ADMINISTRATIVE STAFF	-	848,591	-	848,591	-	-

INSTRUCTIONAL PERSONNEL COSTS

Teachers - Regular	-	508,171	-	508,171	-	-
Teachers - SPED	-	367,986	-	367,986	-	-
Substitute Teachers	-	-	-	-	-	-
Teaching Assistants	-	-	-	-	-	-
Specialty Teachers	-	262,500	-	262,500	-	-
Aides	-	-	-	-	-	-
Therapists & Counselors	-	127,750	-	127,750	-	-
Other	-	-	-	-	-	-
TOTAL INSTRUCTIONAL	-	1,266,408	-	1,266,408	-	-

NON-INSTRUCTIONAL PERSONNEL COSTS

Nurse	-	-	-	-	-	-
Librarian	-	-	-	-	-	-
Custodian	-	-	-	-	-	-
Security	-	-	-	-	-	-
Other	-	29,636	-	29,636	-	-
TOTAL NON-INSTRUCTIONAL	-	29,636	-	29,636	-	-

SUBTOTAL PERSONNEL SERVICE COSTS

-	-	2,144,635	-	2,144,635	-	-
---	---	-----------	---	-----------	---	---

PAYROLL TAXES AND BENEFITS

Payroll Taxes	-	164,065	-	164,065	-	-
Fringe / Employee Benefits	-	233,244	-	233,244	-	-
Retirement / Pension	-	35,062	-	35,062	-	-
TOTAL PAYROLL TAXES AND BENEFITS	-	432,371	-	432,371	-	-

TOTAL PERSONNEL SERVICE COSTS

-	-	2,577,006	-	2,577,006	-	-
---	---	-----------	---	-----------	---	---

2018-19

Total Revenue	-	4,260,109	-	-	4,260,109	-	-
Total Expenses	-	4,275,020	-	-	4,275,020	-	-
Net Income	-	(14,911)	-	-	(14,911)	-	-
Actual Student Enrollment	-	684	-	-	684	-	-

*NOTE: Enrollment, Revenue and Expenditure Data IN the 'Total and Variance Analysis' Section is Based on LAST ACTUAL Quarter Completed	1st Quarter - 7/1 - 9/30			2nd Quarter - 10/1 - 12/31			3rd Quarter
	Actual	Current Budget	Variance	Actual	Current Budget	Variance	Actual
CONTRACTED SERVICES							
Accounting / Audit		3,978	-		3,978	-	
Legal		5,000	-		5,000	-	
Management Company Fee		768,883	-		768,883	-	
Nurse Services		-	-		-	-	
Food Service / School Lunch		138,250	-		138,250	-	
Payroll Services		5,275	-		5,275	-	
Special Ed Services		-	-		-	-	
Titlment Services (i.e. Title I)		-	-		-	-	
Other Purchased / Professional / Consulting		58,693	-		58,693	-	
TOTAL CONTRACTED SERVICES	-	980,078	-	-	980,078	-	-

2018-19

Total Revenue	-	4,260,109	-	-	4,260,109	-	-
Total Expenses	-	4,275,020	-	-	4,275,020	-	-
Net Income	-	(14,911)	-	-	(14,911)	-	-
Actual Student Enrollment	-	684	-	-	684	-	-

*NOTE: Enrollment, Revenue and Expenditure Data IN the 'Total and Variance Analysis' Section is Based on LAST ACTUAL Quarter Completed	1st Quarter - 7/1 - 9/30			2nd Quarter - 10/1 - 12/31			3rd Quarter
	Actual	Current Budget	Variance	Actual	Current Budget	Variance	Actual
SCHOOL OPERATIONS							
Board Expenses		-	-		-	-	
Classroom / Teaching Supplies & Materials		38,936	-		38,936	-	
Special Ed Supplies & Materials		-	-		-	-	
Textbooks / Workbooks		-	-		-	-	
Supplies & Materials other		34,514	-		34,514	-	
Equipment / Furniture		48,934	-		48,934	-	
Telephone		-	-		-	-	
Technology		9,500	-		9,500	-	
Student Testing & Assessment		13,041	-		13,041	-	
Field Trips		38,929	-		38,929	-	
Transportation (student)		29,645	-		29,645	-	
Student Services - other		61,521	-		61,521	-	
Office Expense		33,461	-		33,461	-	
Staff Development		62,013	-		62,013	-	
Staff Recruitment		-	-		-	-	
Student Recruitment / Marketing		4,500	-		4,500	-	
School Meals / Lunch		23,500	-		23,500	-	
Travel (Staff)		12,584	-		12,584	-	
Fundraising		-	-		-	-	
Other		900	-		900	-	
TOTAL SCHOOL OPERATIONS	-	411,977	-	-	411,977	-	-
FACILITY OPERATION & MAINTENANCE							
Insurance		18,460	-		18,460	-	
Janitorial		-	-		-	-	
Building and Land Rent / Lease / Facility Finance Interest		287,500	-		287,500	-	
Repairs & Maintenance		-	-		-	-	
Equipment / Furniture		-	-		-	-	
Security		-	-		-	-	
Utilities		-	-		-	-	
TOTAL FACILITY OPERATION & MAINTENANCE	-	305,960	-	-	305,960	-	-
DEPRECIATION & AMORTIZATION		-	-		-	-	
RESERVES / CONTINGENCY		-	-		-	-	
DEFERRED RENT							

DREAM CHARTER SCHOOLS									
Budget / Operating Plan									
2018-19									
Total Revenue	-	4,260,109	-	-	4,260,109	-	-	-	-
Total Expenses	-	4,275,020	-	-	4,275,020	-	-	-	-
Net Income	-	(14,911)	-	-	(14,911)	-	-	-	-
Actual Student Enrollment	-	684	-	-	684	-	-	-	-
*NOTE: Enrollment, Revenue and Expenditure Data IN the 'Total and Variance Analysis' Section is Based on LAST ACTUAL Quarter Completed				1st Quarter - 7/1 - 9/30			2nd Quarter - 10/1 - 12/31		
				Actual	Current Budget	Variance	Actual	Current Budget	Variance
TOTAL EXPENSES				-	4,275,020	-	-	4,275,020	-
NET INCOME				-	(14,911)	-	-	(14,911)	-

DREAM CHARTER SCHOOL Budget / Operating Plan 2018-19									
2018-19									
Total Revenue	-	4,260,109	-	-	4,260,109	-	-	-	-
Total Expenses	-	4,275,020	-	-	4,275,020	-	-	-	-
Net Income	-	(14,911)	-	-	(14,911)	-	-	-	-
Actual Student Enrollment	-	684	-	-	684	-	-	-	3rd C
*NOTE: Enrollment, Revenue and Expenditure Data IN the 'Total and Variance Analysis' Section is Based on LAST ACTUAL Quarter Completed				1st Quarter - 7/1 - 9/30			2nd Quarter - 10/1 - 12/31		
				Actual	Current Budget	Variance	Actual	Current Budget	Variance
ENROLLMENT - *School Districts Are Linked To Above Entries*									
NYC CHANCELLOR'S OFFICE				-	684	-	-	684	-
-				-	-	-	-	-	-
-				-	-	-	-	-	-
-				-	-	-	-	-	-
-				-	-	-	-	-	-
-				-	-	-	-	-	-
-				-	-	-	-	-	-
-				-	-	-	-	-	-
-				-	-	-	-	-	-
-				-	-	-	-	-	-
-				-	-	-	-	-	-
-				-	-	-	-	-	-
-				-	-	-	-	-	-
-				-	-	-	-	-	-
-				-	-	-	-	-	-
-				-	-	-	-	-	-
ALL OTHER School Districts: (Count = 0)				-	-	-	-	-	-
TOTAL ENROLLMENT				-	684	-	-	684	-
REVENUE PER PUPIL				-	6,228	-	-	6,228	-
EXPENSES PER PUPIL				-	6,250	-	-	6,250	-

JOL n						
Total Revenue	4,260,109	-	-	4,568,593	-	
Total Expenses	4,275,020	-	-	4,458,520	-	
Net Income	(14,911)	-	-	110,073	-	
Actual Student Enrollment	684	-	-	684	-	
		Quarter - 1/1 - 3/31		4th Quarter - 4/1 - 6/30		
*NOTE: Enrollment, Revenue and Expenditure Data IN the 'Total and Variance Analysis' Section is Based on LAST ACTUAL Quarter Completed						
		Current Budget	Variance	Actual	Current Budget	Variance
REVENUE						
REVENUES FROM STATE SOURCES						
Per Pupil Revenue	2018-19 Per Pupil Rate					
NYC CHANCELLOR'S OFFICE	15,307	2,617,497	-		2,617,497	-
-	-	-	-		-	-
-	-	-	-		-	-
-	-	-	-		-	-
-	-	-	-		-	-
-	-	-	-		-	-
-	-	-	-		-	-
-	-	-	-		-	-
-	-	-	-		-	-
-	-	-	-		-	-
-	-	-	-		-	-
-	-	-	-		-	-
-	-	-	-		-	-
-	-	-	-		-	-
-	-	-	-		-	-
-	-	-	-		-	-
ALL OTHER School Districts: (Count = 0)	-	-	-		-	-
TOTAL Per Pupil Revenue (Weighted Average Per Pupil Funding)	15,307	2,617,497	-	-	2,617,497	-
Special Education Revenue		592,065	-		592,065	-
Grants						
Stimulus		-	-		308,484	-
DYCD (Department of Youth and Community Development)		-	-		-	-
Other		-	-		-	-
NYC DoE Rental Assistance		222,731	-		222,731	-
Other		-	-		-	-
TOTAL REVENUE FROM STATE SOURCES		3,432,294	-	-	3,740,778	-
REVENUE FROM FEDERAL FUNDING						
IDEA Special Needs		32,926	-		32,926	-
Title I		61,560	-		61,560	-
Title Funding - Other		20,178	-		20,178	-
School Food Service (Free Lunch)		117,513	-		117,513	-
Grants						
Charter School Program (CSP) Planning & Implementation		-	-		-	-
Other		-	-		-	-

POL n					
Total Revenue	4,260,109	-	-	4,568,593	-
Total Expenses	4,275,020	-	-	4,458,520	-
Net Income	(14,911)	-	-	110,073	-
Actual Student Enrollment	684	-	-	684	-
		Quarter - 1/1 - 3/31		4th Quarter - 4/1 - 6/30	
*NOTE: Enrollment, Revenue and Expenditure Data IN the 'Total and Variance Analysis' Section is Based on LAST ACTUAL Quarter Completed					
		Current Budget	Variance	Actual	Current Budget Variance
Other		-	-		- -
TOTAL REVENUE FROM FEDERAL SOURCES		232,177	-	-	232,177 -
LOCAL and OTHER REVENUE					
Contributions and Donations		588,139	-		588,139 -
Fundraising		-	-		- -
Erate Reimbursement		6,250	-		6,250 -
Earnings on Investments		-	-		- -
Interest Income		1,250	-		1,250 -
Food Service (Income from meals)		-	-		- -
Text Book		-	-		- -
OTHER		-	-		- -
TOTAL REVENUE FROM LOCAL and OTHER SOURCES		595,639	-	-	595,639 -
TOTAL REVENUE		4,260,109	-	-	4,568,593 -

POL n					
Total Revenue	4,260,109	-	-	4,568,593	-
Total Expenses	4,275,020	-	-	4,458,520	-
Net Income	(14,911)	-	-	110,073	-
Actual Student Enrollment	684	-	-	684	-
		Quarter - 1/1 - 3/31		4th Quarter - 4/1 - 6/30	
*NOTE: Enrollment, Revenue and Expenditure Data IN the 'Total and Variance Analysis' Section is Based on LAST ACTUAL Quarter Completed		Current Budget	Variance	Actual	Current Budget Variance
EXPENSES					
		Quarter 0			
ADMINISTRATIVE STAFF PERSONNEL COSTS		No. of Positions			
Executive Management	-	66,369	-	66,369	-
Instructional Management	-	137,702	-	137,702	-
Deans, Directors & Coordinators	-	534,750	-	534,750	-
CFO / Director of Finance	-	-	-	-	-
Operation / Business Manager	-	96,250	-	96,250	-
Administrative Staff	-	13,520	-	13,520	-
TOTAL ADMINISTRATIVE STAFF	-	848,591	-	848,591	-
INSTRUCTIONAL PERSONNEL COSTS					
Teachers - Regular	-	508,171	-	508,171	-
Teachers - SPED	-	367,986	-	367,986	-
Substitute Teachers	-	-	-	-	-
Teaching Assistants	-	-	-	-	-
Specialty Teachers	-	262,500	-	262,500	-
Aides	-	-	-	-	-
Therapists & Counselors	-	127,750	-	127,750	-
Other	-	-	-	-	-
TOTAL INSTRUCTIONAL	-	1,266,408	-	1,266,408	-
NON-INSTRUCTIONAL PERSONNEL COSTS					
Nurse	-	-	-	-	-
Librarian	-	-	-	-	-
Custodian	-	-	-	-	-
Security	-	-	-	-	-
Other	-	29,636	-	29,636	-
TOTAL NON-INSTRUCTIONAL	-	29,636	-	29,636	-
SUBTOTAL PERSONNEL SERVICE COSTS		2,144,635	-	2,144,635	-
PAYROLL TAXES AND BENEFITS					
Payroll Taxes	-	164,065	-	164,065	-
Fringe / Employee Benefits	-	233,244	-	233,244	-
Retirement / Pension	-	35,062	-	35,062	-
TOTAL PAYROLL TAXES AND BENEFITS	-	432,371	-	432,371	-
TOTAL PERSONNEL SERVICE COSTS		2,577,006	-	2,577,006	-

JOL n					
Total Revenue	4,260,109	-	-	4,568,593	-
Total Expenses	4,275,020	-	-	4,458,520	-
Net Income	(14,911)	-	-	110,073	-
Actual Student Enrollment	684	-	-	684	-
		Quarter - 1/1 - 3/31		4th Quarter - 4/1 - 6/30	
*NOTE: Enrollment, Revenue and Expenditure Data IN the 'Total and Variance Analysis' Section is Based on LAST ACTUAL Quarter Completed		JOL n			
		Current Budget	Variance	Actual	Current Budget Variance
CONTRACTED SERVICES					
Accounting / Audit	3,978	-		3,978	-
Legal	5,000	-		5,000	-
Management Company Fee	768,883	-		768,883	-
Nurse Services	-	-		-	-
Food Service / School Lunch	138,250	-		138,250	-
Payroll Services	5,275	-		5,275	-
Special Ed Services	-	-		-	-
Titlement Services (i.e. Title I)	-	-		-	-
Other Purchased / Professional / Consulting	58,693	-		58,693	-
TOTAL CONTRACTED SERVICES	980,078	-	-	980,078	-

POL n					
Total Revenue	4,260,109	-	-	4,568,593	-
Total Expenses	4,275,020	-	-	4,458,520	-
Net Income	(14,911)	-	-	110,073	-
Actual Student Enrollment	684	-	-	684	-
		Quarter - 1/1 - 3/31		4th Quarter - 4/1 - 6/30	
*NOTE: Enrollment, Revenue and Expenditure Data IN the 'Total and Variance Analysis' Section is Based on LAST ACTUAL Quarter Completed					
		Current Budget	Variance	Actual	Current Budget Variance
SCHOOL OPERATIONS					
Board Expenses	-	-		-	-
Classroom / Teaching Supplies & Materials	38,936	-		38,936	-
Special Ed Supplies & Materials	-	-		-	-
Textbooks / Workbooks	-	-		-	-
Supplies & Materials other	34,514	-		34,514	-
Equipment / Furniture	48,934	-		48,934	-
Telephone	-	-		-	-
Technology	9,500	-		9,500	-
Student Testing & Assessment	13,041	-		13,041	-
Field Trips	38,929	-		38,929	-
Transportation (student)	29,645	-		29,645	-
Student Services - other	61,521	-		61,521	-
Office Expense	33,461	-		33,461	-
Staff Development	62,013	-		62,013	-
Staff Recruitment	-	-		-	-
Student Recruitment / Marketing	4,500	-		4,500	-
School Meals / Lunch	23,500	-		23,500	-
Travel (Staff)	12,584	-		12,584	-
Fundraising	-	-		-	-
Other	900	-		900	-
TOTAL SCHOOL OPERATIONS	411,977	-	-	411,977	-
FACILITY OPERATION & MAINTENANCE					
Insurance	18,460	-		18,460	-
Janitorial	-	-		-	-
Building and Land Rent / Lease / Facility Finance Interest	287,500	-		287,500	-
Repairs & Maintenance	-	-		-	-
Equipment / Furniture	-	-		-	-
Security	-	-		-	-
Utilities	-	-		-	-
TOTAL FACILITY OPERATION & MAINTENANCE	305,960	-	-	305,960	-
DEPRECIATION & AMORTIZATION					
	-	-		90,000	-
RESERVES / CONTINGENCY					
	-	-		93,500	-
DEFERRED RENT					

POL					
n					
POL					
Total Revenue	4,260,109	-	-	4,568,593	-
Total Expenses	4,275,020	-	-	4,458,520	-
Net Income	(14,911)	-	-	110,073	-
Actual Student Enrollment	684	-	-	684	-
			4th Quarter - 4/1 - 6/30		
*NOTE: Enrollment, Revenue and Expenditure Data IN the 'Total and Variance Analysis' Section is Based on LAST ACTUAL Quarter Completed			Quarter - 1/1 - 3/31		
			Current	Current	
			Budget	Budget	Variance
TOTAL EXPENSES			4,275,020	-	-
NET INCOME			(14,911)	-	-

Enrollment					
Total Revenue	4,260,109	-	-	4,568,593	-
Total Expenses	4,275,020	-	-	4,458,520	-
Net Income	(14,911)	-	-	110,073	-
Actual Student Enrollment	Quarter - 1/1 - 3/31 684	-	-	684	-
*NOTE: Enrollment, Revenue and Expenditure Data IN the 'Total and Variance Analysis' Section is Based on LAST ACTUAL Quarter Completed		Quarter - 1/1 - 3/31		4th Quarter - 4/1 - 6/30	
		Current Budget	Variance	Actual	Current Budget Variance
ENROLLMENT - *School Districts Are Linked To Above Entries*					
NYC CHANCELLOR'S OFFICE		684	-	-	684 -
-		-	-	-	-
-		-	-	-	-
-		-	-	-	-
-		-	-	-	-
-		-	-	-	-
-		-	-	-	-
-		-	-	-	-
-		-	-	-	-
-		-	-	-	-
-		-	-	-	-
-		-	-	-	-
-		-	-	-	-
-		-	-	-	-
-		-	-	-	-
-		-	-	-	-
-		-	-	-	-
ALL OTHER School Districts: (Count = 0)		-	-	-	-
TOTAL ENROLLMENT		<u>684</u>	-	-	<u>684</u> -
REVENUE PER PUPIL		<u>6,228</u>	-	-	<u>6,679</u> -
EXPENSES PER PUPIL		<u>6,250</u>	-	-	<u>6,518</u> -

--

2018-19

***NOTE: Enrollment, Revenue and Expenditure Data IN the 'Total and Variance Analysis' Section is Based on LAST ACTUAL Quarter Completed**

TOTALS AND VARIANCE ANALYSIS							
	Current Budget (Current Quarter)	Actual vs. Current Budget	Current Budget - TY	Actual vs. Current Budget TY	Original Budget (Current Quarter)	Actual vs. Original Budget	Original Budget -
Actual							

-	-	-	10,469,988	(10,469,988)	-	-	10,469,988
-	-	-	-	-	-	-	-
-	-	-	-	-	-	-	-
-	-	-	-	-	-	-	-
-	-	-	-	-	-	-	-
-	-	-	-	-	-	-	-
-	-	-	-	-	-	-	-
-	-	-	-	-	-	-	-
-	-	-	-	-	-	-	-
-	-	-	-	-	-	-	-
-	-	-	-	-	-	-	-
-	-	-	-	-	-	-	-
-	-	-	-	-	-	-	-
-	-	-	-	-	-	-	-
-	-	-	-	-	-	-	-
-	-	-	-	-	-	-	-
-	-	-	-	-	-	-	-
-	-	-	10,469,988	(10,469,988)	-	-	10,469,988

-	-	-	2,368,261	(2,368,261)	-	-	2,368,2
-	-	-	308,484	(308,484)	-	-	308,4
-	-	-	-	-	-	-	-
-	-	-	-	-	-	-	-
-	-	-	890,926	(890,926)	-	-	890,9
-	-	-	-	-	-	-	-
-	-	-	14,037,658	(14,037,658)	-	-	14,037,6

-	-	-	131,705	(131,705)	-	-	131,705
-	-	-	246,240	(246,240)	-	-	246,240
-	-	-	80,712	(80,712)	-	-	80,712
-	-	-	470,050	(470,050)	-	-	470,050
-	-	-	-	-	-	-	-
-	-	-	-	-	-	-	-

				DREAM CHARTER SCHOOL Budget / Operating Plan							
				2018-19							
Total Revenue	-	-	-	17,348,921	(17,348,921)	-	-	17,348,9			
Total Expenses	-	-	-	17,283,580	17,283,580	-	-	17,283,5			
Net Income	-	-	-	65,341	(65,341)	-	-	65,3			
Actual Student Enrollment	-	-	-			-	-				
				TOTALS AND VARIANCE ANALYSIS							
*NOTE: Enrollment, Revenue and Expenditure Data IN the 'Total and Variance Analysis' Section is Based on LAST ACTUAL Quarter Completed				Actual	Current Budget (Current Quarter)	Actual vs. Current Budget	Current Budget - TY	Actual vs. Current Budget TY	Original Budget (Current Quarter)	Actual vs. Original Budget	Original Budget -
Other				-	-	-	-	-	-	-	-
TOTAL REVENUE FROM FEDERAL SOURCES				-	-	-	928,707	(928,707)	-	-	928,7
LOCAL and OTHER REVENUE											
Contributions and Donations				-	-	-	2,352,555	(2,352,555)	-	-	2,352,5
Fundraising				-	-	-	-	-	-	-	-
Erate Reimbursement				-	-	-	25,000	(25,000)	-	-	25,0
Earnings on Investments				-	-	-	-	-	-	-	-
Interest Income				-	-	-	5,000	(5,000)	-	-	5,0
Food Service (Income from meals)				-	-	-	-	-	-	-	-
Text Book				-	-	-	-	-	-	-	-
OTHER				-	-	-	-	-	-	-	-
TOTAL REVENUE FROM LOCAL and OTHER SOURCES				-	-	-	2,382,555	(2,382,555)	-	-	2,382,5
TOTAL REVENUE				-	-	-	17,348,921	(17,348,921)	-	-	17,348,9

				DREAM CHARTER SCHOOL							
				Budget / Operating Plan							
				2018-19							
Total Revenue	-	-	-	17,348,921	(17,348,921)	-	-	17,348,921			
Total Expenses	-	-	-	17,283,580	17,283,580	-	-	17,283,580			
Net Income	-	-	-	65,341	(65,341)	-	-	65,341			
Actual Student Enrollment	-	-	-			-	-				
				TOTALS AND VARIANCE ANALYSIS							
*NOTE: Enrollment, Revenue and Expenditure Data IN the 'Total and Variance Analysis' Section is Based on LAST ACTUAL Quarter Completed				Actual	Current Budget (Current Quarter)	Actual vs. Current Budget	Current Budget - TY	Actual vs. Current Budget TY	Original Budget (Current Quarter)	Actual vs. Original Budget	Original Budget - TY
EXPENSES											
ADMINISTRATIVE STAFF PERSONNEL COSTS											
Executive Management	Quarter 0	No. of Positions	-	-	-	-	265,476	265,476	-	-	265,476
Instructional Management			-	-	-	-	550,808	550,808	-	-	550,808
Deans, Directors & Coordinators			-	-	-	-	2,139,000	2,139,000	-	-	2,139,000
CFO / Director of Finance			-	-	-	-	-	-	-	-	-
Operation / Business Manager			-	-	-	-	385,000	385,000	-	-	385,000
Administrative Staff			-	-	-	-	54,080	54,080	-	-	54,080
TOTAL ADMINISTRATIVE STAFF			-	-	-	-	3,394,364	3,394,364	-	-	3,394,364
INSTRUCTIONAL PERSONNEL COSTS											
Teachers - Regular			-	-	-	-	2,032,686	2,032,686	-	-	2,032,686
Teachers - SPED			-	-	-	-	1,471,945	1,471,945	-	-	1,471,945
Substitute Teachers			-	-	-	-	-	-	-	-	-
Teaching Assistants			-	-	-	-	-	-	-	-	-
Specialty Teachers			-	-	-	-	1,050,000	1,050,000	-	-	1,050,000
Aides			-	-	-	-	-	-	-	-	-
Therapists & Counselors			-	-	-	-	511,000	511,000	-	-	511,000
Other			-	-	-	-	-	-	-	-	-
TOTAL INSTRUCTIONAL			-	-	-	-	5,065,631	5,065,631	-	-	5,065,631
NON-INSTRUCTIONAL PERSONNEL COSTS											
Nurse			-	-	-	-	-	-	-	-	-
Librarian			-	-	-	-	-	-	-	-	-
Custodian			-	-	-	-	-	-	-	-	-
Security			-	-	-	-	-	-	-	-	-
Other			-	-	-	-	118,544	118,544	-	-	118,544
TOTAL NON-INSTRUCTIONAL			-	-	-	-	118,544	118,544	-	-	118,544
SUBTOTAL PERSONNEL SERVICE COSTS											
				-	-	-	8,578,539	8,578,539	-	-	8,578,539
PAYROLL TAXES AND BENEFITS											
Payroll Taxes			-	-	-	-	656,258	656,258	-	-	656,258
Fringe / Employee Benefits			-	-	-	-	932,977	932,977	-	-	932,977
Retirement / Pension			-	-	-	-	140,248	140,248	-	-	140,248
TOTAL PAYROLL TAXES AND BENEFITS			-	-	-	-	1,729,483	1,729,483	-	-	1,729,483
TOTAL PERSONNEL SERVICE COSTS											
				-	-	-	10,308,022	10,308,022	-	-	10,308,022

	DREAM CHARTER SCHOOL Budget / Operating Plan 2018-19							
Total Revenue	-	-	-	17,348,921	(17,348,921)	-	-	17,348,921
Total Expenses	-	-	-	17,283,580	17,283,580	-	-	17,283,580
Net Income	-	-	-	65,341	(65,341)	-	-	65,341
Actual Student Enrollment	-	-	-			-	-	

*NOTE: Enrollment, Revenue and Expenditure Data IN the 'Total and Variance Analysis' Section is Based on LAST ACTUAL Quarter Completed	TOTALS AND VARIANCE ANALYSIS							
	Actual	Current Budget (Current Quarter)	Actual vs. Current Budget	Current Budget - TY	Actual vs. Current Budget TY	Original Budget (Current Quarter)	Actual vs. Original Budget	Original Budget - TY
CONTRACTED SERVICES								
Accounting / Audit	-	-	-	15,912	15,912	-	-	15,912
Legal	-	-	-	20,000	20,000	-	-	20,000
Management Company Fee	-	-	-	3,075,531	3,075,531	-	-	3,075,531
Nurse Services	-	-	-	-	-	-	-	-
Food Service / School Lunch	-	-	-	553,000	553,000	-	-	553,000
Payroll Services	-	-	-	21,100	21,100	-	-	21,100
Special Ed Services	-	-	-	-	-	-	-	-
Titlement Services (i.e. Title I)	-	-	-	-	-	-	-	-
Other Purchased / Professional / Consulting	-	-	-	234,770	234,770	-	-	234,770
TOTAL CONTRACTED SERVICES	-	-	-	3,920,313	3,920,313	-	-	3,920,313

				DREAM CHARTER SCHOOL Budget / Operating Plan 2018-19				

				DREAM CHARTER SCHOOL				
				Budget / Operating Plan				
				2018-19				
Total Revenue	-	-	-	17,348,921	(17,348,921)	-	-	17,348,9
Total Expenses	-	-	-	17,283,580	17,283,580	-	-	17,283,5
Net Income	-	-	-	65,341	(65,341)	-	-	65,3
Actual Student Enrollment	-	-	-			-	-	
				TOTALS AND VARIANCE ANALYSIS				
*NOTE: Enrollment, Revenue and Expenditure Data IN the 'Total and Variance Analysis' Section is Based on LAST ACTUAL Quarter Completed	Actual	Current Budget (Current Quarter)	Actual vs. Current Budget	Current Budget - TY	Actual vs. Current Budget TY	Original Budget (Current Quarter)	Actual vs. Original Budget	Original Budget -
TOTAL EXPENSES	-	-	-	17,283,580	17,283,580	-	-	17,283,5
NET INCOME	-	-	-	65,341	(65,341)	-	-	65,3

				2018-19 DREAM CHARTER SCHOOL Budget / Operating Plan							
				2018-19							
Total Revenue	-	-	-	17,348,921	(17,348,921)	-	-	17,348,9			
Total Expenses	-	-	-	17,283,580	17,283,580	-	-	17,283,5			
Net Income	-	-	-	65,341	(65,341)	-	-	65,3			
Actual Student Enrollment	-	-	-		TOTALS	AND VARIANCE ANALYSIS					
				TOTALS AND VARIANCE ANALYSIS							
*NOTE: Enrollment, Revenue and Expenditure Data IN the 'Total and Variance Analysis' Section is Based on LAST ACTUAL Quarter Completed				Actual	Current Budget (Current Quarter)	Actual vs. Current Budget	Current Budget - TY	Actual vs. Current Budget TY	Original Budget (Current Quarter)	Actual vs. Original Budget	Original Budget -
ENROLLMENT - *School Districts Are Linked To Above Entries*				* Enrollment Data Based on Last Actual Quarter Completed							
NYC CHANCELLOR'S OFFICE				-	-	-			-	-	
-				-	-	-			-	-	
-				-	-	-			-	-	
-				-	-	-			-	-	
-				-	-	-			-	-	
-				-	-	-			-	-	
-				-	-	-			-	-	
-				-	-	-			-	-	
-				-	-	-			-	-	
-				-	-	-			-	-	
-				-	-	-			-	-	
-				-	-	-			-	-	
-				-	-	-			-	-	
-				-	-	-			-	-	
-				-	-	-			-	-	
-				-	-	-			-	-	
ALL OTHER School Districts: (Count = 0)				-	-	-			-	-	
TOTAL ENROLLMENT				-	-	-			-	-	
REVENUE PER PUPIL				-	-	-			-	-	
EXPENSES PER PUPIL				-	-	-			-	-	

Total Revenue	(17,348,921)	-	-	
Total Expenses	17,283,580	-	-	
Net Income	(65,341)	-	-	
Actual Student Enrollment		-	-	
*NOTE: Enrollment, Revenue and Expenditure Data IN the 'Total and Variance Analysis' Section is Based on LAST ACTUAL Quarter Completed		Actual vs. Original Budget TY	PY Actual (PY TY / No. of COMPLETED Actual CY	Actual CY vs. Actual PY
REVENUE				
REVENUES FROM STATE SOURCES				
Per Pupil Revenue	2018-19 Per Pupil Rate			
NYC CHANCELLOR'S OFFICE	15,307	(10,409,900)	-	-
-	-	-	-	-
-	-	-	-	-
-	-	-	-	-
-	-	-	-	-
-	-	-	-	-
-	-	-	-	-
-	-	-	-	-
-	-	-	-	-
-	-	-	-	-
-	-	-	-	-
-	-	-	-	-
-	-	-	-	-
-	-	-	-	-
-	-	-	-	-
-	-	-	-	-
ALL OTHER School Districts: (Count = 0)	-	-	-	-
TOTAL Per Pupil Revenue (Weighted Average Per Pupil Funding)	15,307	(10,469,988)	-	-
Special Education Revenue		(2,368,261)	-	-
Grants				
Stimulus		(308,484)	-	-
DYCD (Department of Youth and Community Development)		-	-	-
Other		-	-	-
NYC DoE Rental Assistance		(890,926)	-	-
Other		-	-	-
TOTAL REVENUE FROM STATE SOURCES		(14,037,658)	-	-
REVENUE FROM FEDERAL FUNDING				
IDEA Special Needs		(131,705)	-	-
Title I		(246,240)	-	-
Title Funding - Other		(80,712)	-	-
School Food Service (Free Lunch)		(470,050)	-	-
Grants				
Charter School Program (CSP) Planning & Implementation		-	-	-
Other		-	-	-

Total Revenue	(17,348,921)	-	-
Total Expenses	17,283,580	-	-
Net Income	(65,341)	-	-
Actual Student Enrollment		-	
*NOTE: Enrollment, Revenue and Expenditure Data IN the 'Total and Variance Analysis' Section is Based on LAST ACTUAL Quarter Completed	Actual vs. Original Budget TY	PY Actual (PY TY / No. of COMPLETED Actual CY	Actual CY vs. Actual PY
Other	-	-	-
TOTAL REVENUE FROM FEDERAL SOURCES	(928,707)	-	-
LOCAL and OTHER REVENUE			
Contributions and Donations	(2,352,555)	-	-
Fundraising	-	-	-
Erate Reimbursement	(25,000)	-	-
Earnings on Investments	-	-	-
Interest Income	(5,000)	-	-
Food Service (Income from meals)	-	-	-
Text Book	-	-	-
OTHER	-	-	-
TOTAL REVENUE FROM LOCAL and OTHER SOURCES	(2,382,555)	-	-
TOTAL REVENUE	(17,348,921)	-	-

Total Revenue	(17,348,921)	-	-
Total Expenses	17,283,580	-	-
Net Income	(65,341)	-	-
Actual Student Enrollment		-	-

***NOTE: Enrollment, Revenue and Expenditure Data IN the 'Total and Variance Analysis' Section is Based on LAST ACTUAL Quarter Completed**

Actual vs. Original Budget TY	PY Actual (PY TY / No. of COMPLETED Actual CY	Actual CY vs. Actual PY
--	--	--

EXPENSES

ADMINISTRATIVE STAFF PERSONNEL COSTS

	Quarter 0 No. of Positions			
Executive Management	-	265,476	-	-
Instructional Management	-	550,808	-	-
Deans, Directors & Coordinators	-	2,139,000	-	-
CFO / Director of Finance	-	-	-	-
Operation / Business Manager	-	385,000	-	-
Administrative Staff	-	54,080	-	-
TOTAL ADMINISTRATIVE STAFF	-	3,394,364	-	-

INSTRUCTIONAL PERSONNEL COSTS

Teachers - Regular	-	2,032,686	-	-
Teachers - SPED	-	1,471,945	-	-
Substitute Teachers	-	-	-	-
Teaching Assistants	-	-	-	-
Specialty Teachers	-	1,050,000	-	-
Aides	-	-	-	-
Therapists & Counselors	-	511,000	-	-
Other	-	-	-	-
TOTAL INSTRUCTIONAL	-	5,065,631	-	-

NON-INSTRUCTIONAL PERSONNEL COSTS

Nurse	-	-	-	-
Librarian	-	-	-	-
Custodian	-	-	-	-
Security	-	-	-	-
Other	-	118,544	-	-
TOTAL NON-INSTRUCTIONAL	-	118,544	-	-

SUBTOTAL PERSONNEL SERVICE COSTS

PAYROLL TAXES AND BENEFITS

Payroll Taxes		656,258	-	-
Fringe / Employee Benefits		932,977	-	-
Retirement / Pension		140,248	-	-
TOTAL PAYROLL TAXES AND BENEFITS		1,729,483	-	-

TOTAL PERSONNEL SERVICE COSTS

	-	10,308,022	-	-
--	---	------------	---	---

--	--	--	--

Total Revenue	(17,348,921)	-	-
Total Expenses	17,283,580	-	-
Net Income	(65,341)	-	-
Actual Student Enrollment		-	
*NOTE: Enrollment, Revenue and Expenditure Data IN the 'Total and Variance Analysis' Section is Based on LAST ACTUAL Quarter Completed		Actual vs. Original Budget TY	PY Actual (PY TY / No. of COMPLETED Actual CY Actual CY vs. Actual PY
CONTRACTED SERVICES			
Accounting / Audit	15,912	-	-
Legal	20,000	-	-
Management Company Fee	3,075,531	-	-
Nurse Services	-	-	-
Food Service / School Lunch	553,000	-	-
Payroll Services	21,100	-	-
Special Ed Services	-	-	-
Titlement Services (i.e. Title I)	-	-	-
Other Purchased / Professional / Consulting	234,770	-	-
TOTAL CONTRACTED SERVICES	3,920,313	-	-

Total Revenue	(17,348,921)	-	-
Total Expenses	17,283,580	-	-
Net Income	(65,341)	-	-
Actual Student Enrollment		-	-
*NOTE: Enrollment, Revenue and Expenditure Data IN the 'Total and Variance Analysis' Section is Based on LAST ACTUAL Quarter Completed		Actual vs. Original Budget TY	PY Actual (PY TY / No. of COMPLETED Actual CY vs. Actual PY
SCHOOL OPERATIONS			
Board Expenses	-	-	-
Classroom / Teaching Supplies & Materials	155,742	-	-
Special Ed Supplies & Materials	-	-	-
Textbooks / Workbooks	-	-	-
Supplies & Materials other	138,055	-	-
Equipment / Furniture	195,736	-	-
Telephone	-	-	-
Technology	38,000	-	-
Student Testing & Assessment	52,162	-	-
Field Trips	155,717	-	-
Transportation (student)	118,580	-	-
Student Services - other	246,085	-	-
Office Expense	133,844	-	-
Staff Development	248,050	-	-
Staff Recruitment	-	-	-
Student Recruitment / Marketing	18,000	-	-
School Meals / Lunch	94,000	-	-
Travel (Staff)	50,335	-	-
Fundraising	-	-	-
Other	3,600	-	-
TOTAL SCHOOL OPERATIONS	1,647,906	-	-
FACILITY OPERATION & MAINTENANCE			
Insurance	73,839	-	-
Janitorial	-	-	-
Building and Land Rent / Lease / Facility Finance Interest	1,150,000	-	-
Repairs & Maintenance	-	-	-
Equipment / Furniture	-	-	-
Security	-	-	-
Utilities	-	-	-
TOTAL FACILITY OPERATION & MAINTENANCE	1,223,839	-	-
DEPRECIATION & AMORTIZATION	90,000	-	-
RESERVES / CONTINGENCY	93,500	-	-
DEFERRED RENT			

--

Total Revenue	(17,348,921)	-	-
Total Expenses	17,283,580	-	-
Net Income	(65,341)	-	-
Actual Student Enrollment		-	
*NOTE: Enrollment, Revenue and Expenditure Data IN the 'Total and Variance Analysis' Section is Based on LAST ACTUAL Quarter Completed	Actual vs. Original Budget TY	PY Actual (PY TY / No. of COMPLETED Actual CY	Actual CY vs. Actual PY
TOTAL EXPENSES	17,283,580	-	-
NET INCOME	(65,341)	-	-

				-
				-
Total Revenue	(17,348,921)	-	-	-
Total Expenses	17,283,580	-	-	-
Net Income	(65,341)	-	-	-
Actual Student Enrollment		-		
*NOTE: Enrollment, Revenue and Expenditure Data IN the 'Total and Variance Analysis' Section is Based on LAST ACTUAL Quarter Completed		Actual vs. Original Budget TY	PY Actual (PY TY / No. of COMPLETED Actual CY	Actual CY vs. Actual PY
ENROLLMENT - *School Districts Are Linked To Above Entries*				
NYC CHANCELLOR'S OFFICE			-	-
-			-	-
-			-	-
-			-	-
-			-	-
-			-	-
-			-	-
-			-	-
-			-	-
-			-	-
-			-	-
-			-	-
-			-	-
-			-	-
-			-	-
ALL OTHER School Districts: (Count = 0)			-	-
TOTAL ENROLLMENT			-	-
REVENUE PER PUPIL			-	-
EXPENSES PER PUPIL			-	-



Annual Report Requirement
for SUNY Authorized Charter Schools
DREAM CHARTER SCHOOL
2018-19

Administrative
expenditures per pupil:

\$0.00

Per NYS Statute

Administrative expenditures per pupil: the sum of all general administration salaries and other general administration expenditures divided by the total number of enrolled students. Employee benefit costs or expenditures should not be reported here.

***NOTE: THIS TAB ONLY NEEDS TO BE COMPLETED FOR Q4**

<p align="center">Disclosure of Financial Interest by a Current or Proposed Charter School Education Corporation Trustee</p>

Trustee Name:

Ashish Doshi

Name of Charter School Education Corporation (for an unmerged school, this is the Charter School Name):

DREAM Charter School

1. List all positions held on the education corporation board (e.g., president, treasurer, parent representative).
Treasurer

2. Is the trustee an employee of any school operated by the Education Corporation?
☐ Yes ☒ No

If **Yes**, for each school, please provide a description of the position(s) you hold, your responsibilities, your salary and your start date.

3. Is the trustee an employee or agent of the management company or institutional partner of the charter school(s) governed by the Education Corporation?
☐ Yes ☒ No

If **Yes**, for each school, please provide a description of the position(s) you hold, your responsibilities, your salary and your start date.

4. Identify each interest/transaction (and provide the requested information) that you or any of your immediate family members or any persons who live with you in your house have held or engaged in with the charter school(s) governed by the Education Corporation during the time you have served on the board, and in the six-month period prior to such service. If there has been no such financial interest or transaction, write **None**. Please note that if you answered **Yes** to Questions 2-4 above, you need not disclose again your employment status, salary, etc.

Date(s)	Nature of Financial Interest/Transaction	Steps taken to avoid a conflict of interest, (e.g., did not vote, did not participate in discussion)	Name of person holding interest or engaging in transaction and relationship to yourself
None	Please write "None" if applicable. Do not leave this space blank.		

--	--	--	--

5. Identify each individual, business, corporation, union association, firm, partnership, committee proprietorship, franchise holding company, joint stock company, business or real estate trust, non-profit organization, or other organization or group of people doing business with the school(s) governed by the Education Corporation **and** in which such entity, during the time of your tenure as a trustee, you and/or your immediate family member(s) or person(s) living in your house had a financial interest or other relationship. If you are a member, director, officer or employee of an organization formally partnered with the school(s) that is/are doing business with the school(s) through a management or services agreement, please identify only the name of the organization, your position in the organization, and the relationship between such organization and the school(s). If there was no financial interest, write **None**.

Organization conducting business with the school(s)	Nature of business conducted	Approximate value of the business conducted	Name of Trustee and/or immediate family member of household holding an interest in the organization conducting business with the school(s) and the nature of the interest	Steps Taken to Avoid Conflict of Interest
None				
<i>Please write "None" if applicable. Do not leave this space blank.</i>				

DocuSigned by:

A44B70F04CD246F...

7/23/2018 9:58:24 AM EDT

Signature

Date

Please note that this document is considered a public record and as such, may be made available to members of the public upon request under the Freedom of Information Law. Personal contact information provided below will be redacted.


Business Telep

Business Address:

E-mail Address:

Home Telephone:

Home Address:



<p align="center">Disclosure of Financial Interest by a Current or Proposed Charter School Education Corporation Trustee</p>

Trustee Name:

Brad Visokey

Name of Charter School Education Corporation (for an unmerged school, this is the Charter School Name):

DREAM Charter School

1. List all positions held on the education corporation board (e.g., president, treasurer, parent representative).
Member Board of Trustees

2. Is the trustee an employee of any school operated by the Education Corporation?
___ **Yes** ☒ **No**

If **Yes**, for each school, please provide a description of the position(s) you hold, your responsibilities, your salary and your start date.

3. Is the trustee an employee or agent of the management company or institutional partner of the charter school(s) governed by the Education Corporation?
___ **Yes** ☒ **No**

If **Yes**, for each school, please provide a description of the position(s) you hold, your responsibilities, your salary and your start date.


4. Identify each interest/transaction (and provide the requested information) that you or any of your immediate family members or any persons who live with you in your house have held or engaged in with the charter school(s) governed by the Education Corporation during the time you have served on the board, and in the six-month period prior to such service. If there has been no such financial interest or transaction, write **None**. Please note that if you answered **Yes** to Questions 2-4 above, you need not disclose again your employment status, salary, etc.

Date(s)	Nature of Financial Interest/Transaction	Steps taken to avoid a conflict of interest, (e.g., did not vote, did not participate in discussion)	Name of person holding interest or engaging in transaction and relationship to yourself
none	Please write "None" if applicable. Do not leave this space blank.		

--	--	--	--

5. Identify each individual, business, corporation, union association, firm, partnership, committee proprietorship, franchise holding company, joint stock company, business or real estate trust, non-profit organization, or other organization or group of people doing business with the school(s) governed by the Education Corporation **and** in which such entity, during the time of your tenure as a trustee, you and/or your immediate family member(s) or person(s) living in your house had a financial interest or other relationship. If you are a member, director, officer or employee of an organization formally partnered with the school(s) that is/are doing business with the school(s) through a management or services agreement, please identify only the name of the organization, your position in the organization, and the relationship between such organization and the school(s). If there was no financial interest, write **None**.

Organization conducting business with the school(s)	Nature of business conducted	Approximate value of the business conducted	Name of Trustee and/or immediate family member of household holding an interest in the organization conducting business with the school(s) and the nature of the interest	Steps Taken to Avoid Conflict of Interest
none				
<i>Please write "None" if applicable. Do not leave this space blank.</i>				

DocuSigned by:

 7A18A1DE6E7144E...

7/21/2018 7:31:30 PM EDT

Signature

Date

Please note that this document is considered a public record and as such, may be made available to members of the public upon request under the Freedom of Information Law. Personal contact information provided below will be redacted.

Business Telepho

Business Address

E-mail Address:

Home Telephon

Home Address:

<p align="center">Disclosure of Financial Interest by a Current or Proposed Charter School Education Corporation Trustee</p>

Trustee Name:

Claudia Zeldin

Name of Charter School Education Corporation (for an unmerged school, this is the Charter School Name):

DREAM Charter School

1. List all positions held on the education corporation board (e.g., president, treasurer, parent representative).
Secretary, member)

2. Is the trustee an employee of any school operated by the Education Corporation?
☐ **Yes** ☒ **No**

If **Yes**, for each school, please provide a description of the position(s) you hold, your responsibilities, your salary and your start date.

3. Is the trustee an employee or agent of the management company or institutional partner of the charter school(s) governed by the Education Corporation?
☐ **Yes** ☒ **No**

If **Yes**, for each school, please provide a description of the position(s) you hold, your responsibilities, your salary and your start date.


4. Identify each interest/transaction (and provide the requested information) that you or any of your immediate family members or any persons who live with you in your house have held or engaged in with the charter school(s) governed by the Education Corporation during the time you have served on the board, and in the six-month period prior to such service. If there has been no such financial interest or transaction, write **None**. Please note that if you answered **Yes** to Questions 2-4 above, you need not disclose again your employment status, salary, etc.

Date(s)	Nature of Financial Interest/Transaction	Steps taken to avoid a conflict of interest, (e.g., did not vote, did not participate in discussion)	Name of person holding interest or engaging in transaction and relationship to yourself
None	<i>Please write "None" if applicable. Do not leave this space blank.</i>		

--	--	--	--

5. Identify each individual, business, corporation, union association, firm, partnership, committee proprietorship, franchise holding company, joint stock company, business or real estate trust, non-profit organization, or other organization or group of people doing business with the school(s) governed by the Education Corporation **and** in which such entity, during the time of your tenure as a trustee, you and/or your immediate family member(s) or person(s) living in your house had a financial interest or other relationship. If you are a member, director, officer or employee of an organization formally partnered with the school(s) that is/are doing business with the school(s) through a management or services agreement, please identify only the name of the organization, your position in the organization, and the relationship between such organization and the school(s). If there was no financial interest, write **None**.

Organization conducting business with the school(s)	Nature of business conducted	Approximate value of the business conducted	Name of Trustee and/or immediate family member of household holding an interest in the organization conducting business with the school(s) and the nature of the interest	Steps Taken to Avoid Conflict of Interest
None				
<i>Please write "None" if applicable. Do not leave this space blank.</i>				

DocuSigned by:

 E30518F69ED14CF...

7/23/2018 12:36:22 PM EDT

Signature

Date

Please note that this document is considered a public record and as such, may be made available to members of the public upon request under the Freedom of Information Law. Personal contact information provided below will be redacted.


Business Telephone

Business Address

E-mail Address

Home Telephone

Home Address:



<p align="center">Disclosure of Financial Interest by a Current or Proposed Charter School Education Corporation Trustee</p>

Trustee Name:

David Kirsch

Name of Charter School Education Corporation (for an unmerged school, this is the Charter School Name):

Dream Charter School

1. List all positions held on the education corporation board (e.g., president, treasurer, parent representative).
Trustee

2. Is the trustee an employee of any school operated by the Education Corporation?
___ Yes ☒ No

If **Yes**, for each school, please provide a description of the position(s) you hold, your responsibilities, your salary and your start date.

3. Is the trustee an employee or agent of the management company or institutional partner of the charter school(s) governed by the Education Corporation?
___ Yes ☒ No

If **Yes**, for each school, please provide a description of the position(s) you hold, your responsibilities, your salary and your start date.


4. Identify each interest/transaction (and provide the requested information) that you or any of your immediate family members or any persons who live with you in your house have held or engaged in with the charter school(s) governed by the Education Corporation during the time you have served on the board, and in the six-month period prior to such service. If there has been no such financial interest or transaction, write **None**. Please note that if you answered **Yes** to Questions 2-4 above, you need not disclose again your employment status, salary, etc.

Date(s)	Nature of Financial Interest/Transaction	Steps taken to avoid a conflict of interest, (e.g., did not vote, did not participate in discussion)	Name of person holding interest or engaging in transaction and relationship to yourself
None	Please write "None" if applicable. Do not leave this space blank.		

--	--	--	--

5. Identify each individual, business, corporation, union association, firm, partnership, committee proprietorship, franchise holding company, joint stock company, business or real estate trust, non-profit organization, or other organization or group of people doing business with the school(s) governed by the Education Corporation **and** in which such entity, during the time of your tenure as a trustee, you and/or your immediate family member(s) or person(s) living in your house had a financial interest or other relationship. If you are a member, director, officer or employee of an organization formally partnered with the school(s) that is/are doing business with the school(s) through a management or services agreement, please identify only the name of the organization, your position in the organization, and the relationship between such organization and the school(s). If there was no financial interest, write **None**.

Organization conducting business with the school(s)	Nature of business conducted	Approximate value of the business conducted	Name of Trustee and/or immediate family member of household holding an interest in the organization conducting business with the school(s) and the nature of the interest	Steps Taken to Avoid Conflict of Interest
None				
<i>Please write "None" if applicable. Do not leave this space blank.</i>				

DocuSigned by:

 3D92C4D0293549F...

7/20/2018 3:51:46 PM EDT

Signature

Date

Please note that this document is considered a public record and as such, may be made available to members of the public upon request under the Freedom of Information Law. Personal contact information provided below will be redacted.


Business Teleph

Business Address

E-mail Address:

Home Telephone

Home Address



<p align="center">Disclosure of Financial Interest by a Current or Proposed Charter School Education Corporation Trustee</p>

Trustee Name:

Jonathan Gyurko

Name of Charter School Education Corporation (for an unmerged school, this is the Charter School Name):

Dream Charter School

1. List all positions held on the education corporation board (e.g., president, treasurer, parent representative).
Trustee

2. Is the trustee an employee of any school operated by the Education Corporation?
____ Yes ☒ No

If **Yes**, for each school, please provide a description of the position(s) you hold, your responsibilities, your salary and your start date.

3. Is the trustee an employee or agent of the management company or institutional partner of the charter school(s) governed by the Education Corporation?
____ Yes ☒ No

If **Yes**, for each school, please provide a description of the position(s) you hold, your responsibilities, your salary and your start date.

4. Identify each interest/transaction (and provide the requested information) that you or any of your immediate family members or any persons who live with you in your house have held or engaged in with the charter school(s) governed by the Education Corporation during the time you have served on the board, and in the six-month period prior to such service. If there has been no such financial interest or transaction, write **None**. Please note that if you answered **Yes** to Questions 2-4 above, you need not disclose again your employment status, salary, etc.

Date(s)	Nature of Financial Interest/Transaction	Steps taken to avoid a conflict of interest, (e.g., did not vote, did not participate in discussion)	Name of person holding interest or engaging in transaction and relationship to yourself
none	Please write "None" if applicable. Do not leave this space blank.		

--	--	--	--

5. Identify each individual, business, corporation, union association, firm, partnership, committee proprietorship, franchise holding company, joint stock company, business or real estate trust, non-profit organization, or other organization or group of people doing business with the school(s) governed by the Education Corporation **and** in which such entity, during the time of your tenure as a trustee, you and/or your immediate family member(s) or person(s) living in your house had a financial interest or other relationship. If you are a member, director, officer or employee of an organization formally partnered with the school(s) that is/are doing business with the school(s) through a management or services agreement, please identify only the name of the organization, your position in the organization, and the relationship between such organization and the school(s). If there was no financial interest, write **None**.

Organization conducting business with the school(s)	Nature of business conducted	Approximate value of the business conducted	Name of Trustee and/or immediate family member of household holding an interest in the organization conducting business with the school(s) and the nature of the interest	Steps Taken to Avoid Conflict of Interest
none				
<i>Please write "None" if applicable. Do not leave this space blank.</i>				

DocuSigned by:

 B562E25822134A9...

7/23/2018 11:23:46 AM EDT

Signature

Date

Please note that this document is considered a public record and as such, may be made available to members of the public upon request under the Freedom of Information Law. Personal contact information provided below will be

Business Telephone

Business Address

E-mail Address:

Home Telephone

Home Address:



<p align="center">Disclosure of Financial Interest by a Current or Proposed Charter School Education Corporation Trustee</p>

Trustee Name:

Michele Joerg

Name of Charter School Education Corporation (for an unmerged school, this is the Charter School Name):

DREAM Charter School

1. List all positions held on the education corporation board (e.g., president, treasurer, parent representative).
Vice Chair

2. Is the trustee an employee of any school operated by the Education Corporation?
☐ Yes ☒ No

If **Yes**, for each school, please provide a description of the position(s) you hold, your responsibilities, your salary and your start date.

3. Is the trustee an employee or agent of the management company or institutional partner of the charter school(s) governed by the Education Corporation?
☒ Yes ☐ No

If **Yes**, for each school, please provide a description of the position(s) you hold, your responsibilities, your salary and your start date.

I am a board member of the institutional partner, DREAM.

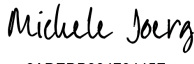
4. Identify each interest/transaction (and provide the requested information) that you or any of your immediate family members or any persons who live with you in your house have held or engaged in with the charter school(s) governed by the Education Corporation during the time you have served on the board, and in the six-month period prior to such service. If there has been no such financial interest or transaction, write **None**. Please note that if you answered **Yes** to Questions 2-4 above, you need not disclose again your employment status, salary, etc.

Date(s)	Nature of Financial Interest/Transaction	Steps taken to avoid a conflict of interest, (e.g., did not vote, did not participate in discussion)	Name of person holding interest or engaging in transaction and relationship to yourself
none	Please write "None" if applicable. Do not leave this space blank.		

--	--	--	--

5. Identify each individual, business, corporation, union association, firm, partnership, committee proprietorship, franchise holding company, joint stock company, business or real estate trust, non-profit organization, or other organization or group of people doing business with the school(s) governed by the Education Corporation **and** in which such entity, during the time of your tenure as a trustee, you and/or your immediate family member(s) or person(s) living in your house had a financial interest or other relationship. If you are a member, director, officer or employee of an organization formally partnered with the school(s) that is/are doing business with the school(s) through a management or services agreement, please identify only the name of the organization, your position in the organization, and the relationship between such organization and the school(s). If there was no financial interest, write **None**.

Organization conducting business with the school(s)	Nature of business conducted	Approximate value of the business conducted	Name of Trustee and/or immediate family member of household holding an interest in the organization conducting business with the school(s) and the nature of the interest	Steps Taken to Avoid Conflict of Interest
none				
<i>Please write "None" if applicable. Do not leave this space blank.</i>				

DocuSigned by:

 6ADEDB90470445F...

7/20/2018 7:46:32 PM EDT

Signature

Date

Please note that this document is considered a public record and as such, may be made available to members of the public upon request under the Freedom of Information Law. Personal contact information provided below will be redacted.


Business Telep

Business Addr

E-mail Address

Home Telephon

Home Address:



Disclosure of Financial Interest by a Current or Proposed Charter School Education Corporation Trustee

Trustee Name:

Jonathan Schmerin

Name of Charter School Education Corporation (for an unmerged school, this is the Charter School Name):

DREAM Charter School

1. List all positions held on the education corporation board (e.g., president, treasurer, parent representative).
Trustee
2. Is the trustee an employee of any school operated by the Education Corporation?
___ Yes ☒ No

If **Yes**, for each school, please provide a description of the position(s) you hold, your responsibilities, your salary and your start date.

3. Is the trustee an employee or agent of the management company or institutional partner of the charter school(s) governed by the Education Corporation?
___ Yes ☒ No

If **Yes**, for each school, please provide a description of the position(s) you hold, your responsibilities, your salary and your start date.

4. Identify each interest/transaction (and provide the requested information) that you or any of your immediate family members or any persons who live with you in your house have held or engaged in with the charter school(s) governed by the Education Corporation during the time you have served on the board, and in the six-month period prior to such service. If there has been no such financial interest or transaction, write **None**. Please note that if you answered **Yes** to Questions 2-4 above, you need not disclose again your employment status, salary, etc.

Date(s)	Nature of Financial Interest/Transaction	Steps taken to avoid a conflict of interest, (e.g., did not vote, did not participate in discussion)	Name of person holding interest or engaging in transaction and relationship to yourself
None	Please write "None" if applicable. Do not leave this space blank.		

--	--	--	--

5. Identify each individual, business, corporation, union association, firm, partnership, committee proprietorship, franchise holding company, joint stock company, business or real estate trust, non-profit organization, or other organization or group of people doing business with the school(s) governed by the Education Corporation **and** in which such entity, during the time of your tenure as a trustee, you and/or your immediate family member(s) or person(s) living in your house had a financial interest or other relationship. If you are a member, director, officer or employee of an organization formally partnered with the school(s) that is/are doing business with the school(s) through a management or services agreement, please identify only the name of the organization, your position in the organization, and the relationship between such organization and the school(s). If there was no financial interest, write **None**.

Organization conducting business with the school(s)	Nature of business conducted	Approximate value of the business conducted	Name of Trustee and/or immediate family member of household holding an interest in the organization conducting business with the school(s) and the nature of the interest	Steps Taken to Avoid Conflict of Interest
None				
<i>Please write "None" if applicable. Do not leave this space blank.</i>				

DocuSigned by:

 63E823DBFB6F465...

7/21/2018 10:04:26 PM EDT

Signature

Date

Please note that this document is considered a public record and as such, may be made available to members of the public upon request under the Freedom of Information Law. Personal contact information provided below will be redacted.


Business Telepho

Business Address

E-mail Address:

Home Telephon

Home Address:



Disclosure of Financial Interest by a Current or Proposed Charter School Education Corporation Trustee

Trustee Name:

Richard Berlin

Name of Charter School Education Corporation (for an unmerged school, this is the Charter School Name):

Dream Charter School

1. List all positions held on the education corporation board (e.g., president, treasurer, parent representative). chair

2. Is the trustee an employee of any school operated by the Education Corporation? Yes No

If Yes, for each school, please provide a description of the position(s) you hold, your responsibilities, your salary and your start date.

3. Is the trustee an employee or agent of the management company or institutional partner of the charter school(s) governed by the Education Corporation? Yes No

If Yes, for each school, please provide a description of the position(s) you hold, your responsibilities, your salary and your start date.

Executive Director- responsible for overseeing the administration, programs and strategic plan of the organization. Salary: \$309,695. Start date: 3/18/1999.

4. Identify each interest/transaction (and provide the requested information) that you or any of your immediate family members or any persons who live with you in your house have held or engaged in with the charter school(s) governed by the Education Corporation during the time you have served on the board, and in the six-month period prior to such service. If there has been no such financial interest or transaction, write None. Please note that if you answered Yes to Questions 2-4 above, you need not disclose again your employment status, salary, etc.

Date(s)	Nature of Financial Interest/Transaction	Steps taken to avoid a conflict of interest, (e.g., did not vote, did not participate in discussion)	Name of person holding interest or engaging in transaction and relationship to yourself
none	Please write "None" if applicable. Do not leave this space blank.		

--	--	--	--

5. Identify each individual, business, corporation, union association, firm, partnership, committee proprietorship, franchise holding company, joint stock company, business or real estate trust, non-profit organization, or other organization or group of people doing business with the school(s) governed by the Education Corporation **and** in which such entity, during the time of your tenure as a trustee, you and/or your immediate family member(s) or person(s) living in your house had a financial interest or other relationship. If you are a member, director, officer or employee of an organization formally partnered with the school(s) that is/are doing business with the school(s) through a management or services agreement, please identify only the name of the organization, your position in the organization, and the relationship between such organization and the school(s). If there was no financial interest, write **None**.

Organization conducting business with the school(s)	Nature of business conducted	Approximate value of the business conducted	Name of Trustee and/or immediate family member of household holding an interest in the organization conducting business with the school(s) and the nature of the interest	Steps Taken to Avoid Conflict of Interest
none				
<i>Please write "None" if applicable. Do not leave this space blank.</i>				

DocuSigned by:

 79AB315408F44E8...

7/24/2018 11:40:41 AM EDT

Signature

Date

Please note that this document is considered a public record and as such, may be made available to members of the public upon request under the Freedom of Information Law. Personal contact information provided below will be redacted.


Business Telephone:

Business Address:

E-mail Address:

Home Telephone:

Home Address:





Entry 8 BOT Table

Last updated: 07/29/2018

1. Current Board Member Information (Enter info for each BOT member)

	Trustee Name and Email Address	Position on the Board	Committee Affiliations	Voting Member Per By-Laws (Y/N)	Number of Terms Served	Start Date of Current Term (MM/DD/YYYY)	End Date of Current Term (MM/DD/YYYY)	Board Meetings Attended During 2017-18
1	Richard A. Berlin, [REDACTED]	Chair	Executive	Yes	11	07/01/2017	07/01/2018	10
2	Ashish B. Doshi, [REDACTED]	Treasurer	Executive , Finance	Yes	5	07/01/2017	07/01/2018	10
3	Jonathan Gyurko, [REDACTED]	Trustee/Member	Executive	Yes	4	07/01/2017	07/01/2018	10
4	Michele Joerg, [REDACTED]	Vice Chair	Executive	Yes	11	07/01/2017	07/01/2018	10
5	David Kirsch, [REDACTED]	Trustee/Member	Executive	Yes	4	07/01/2017	07/01/2018	8
6	Jonathan E. Schmerin [REDACTED]	Trustee/Member	Executive , Finance	Yes	6	07/01/2017	07/01/2018	10
	Brad							

7	Visokey, [REDACTED]	Trustee/M ember	Executive , Finance	Yes	4	07/01/20 17	07/01/20 18	10
8	Claudia Zeldin, [REDACTED]	Secretary		Yes	10	07/01/20 17	07/01/20 18	12
9								

1a. Are there more that 9 members of the Board of Trustees? No

2. Total number of members on June 30, 2018 8

3. Total number of members joining the Board during the 2017-18 school year 0

4. Total number of members departing the Board during the 2017-18 school year 0

5. Number of voting members in 2017-18, as set by the by-laws, resolution or minutes 5

6. Number of Board meetings conducted during the 2017-18 School Year 12

7. Number of Board meetings scheduled for the coming 2018-19 school year 12

Thank you.



Entry 10 Enrollment and Retention of Special Populations

Last updated: 07/30/2018

Instructions for Reporting Enrollment and Retention Strategies

Describe the efforts the charter school has made in 2017-18 toward meeting targets to attract and retain enrollment of students with disabilities, English language learners, and students who are economically disadvantaged. In addition, describe the school’s plans for meeting or making progress toward meeting its enrollment and retention targets in 2018-19.

DREAM CS (NYC CHANCELLOR)Section Heading

Recruitment/Attraction Efforts Toward Meeting Targets

	Describe Recruitment Efforts in 2017-18	Describe Recruitment Plans in 2018-19)
Economically Disadvantaged	<p>Each year, DREAM’s recruitment activities begin in October and end in mid-April. All activities are managed by the Family Engagement Department. This department seeks to provide culturally appropriate, family-friendly processes that stress the impact of meaningful family involvement from the time a family applies until their child graduates.</p> <p>The Family Engagement team maintains relationships with schools, community based organizations, PreK programs, and daycare sites throughout the community. Visits are scheduled at these sites from January through April to provide information to community members and encourage families to apply. The Family Engagement team also makes recruitment presentations to Community Boards, local elected officials, and community coalition meetings.</p> <p>The Director of Family Engagement has been with DREAM for nine years and has led a team in designing, improving, and documenting recruitment practices.</p> <p>To serve the students of most need, DREAM reserves 50% of incoming Pre-K and</p>	<p>DREAM plans to continue with current efforts in 2018-19.</p>

Kindergarten seats for students who reside in the New York City Housing Authority (NYCHA). Members of the Family Engagement and Family Ambassador Team leave applications and post fliers at all East Harlem NYCHA housing complexes. All marketing materials that are left behind provide the history and vision of DREAM Charter School and highlight the supports offered for ED students, such as free afterschool programs and free dental care.

English
Language
Learners

One of the most effective recruitment strategies for recruiting ELLs is the use of current DREAM parents and families as Family Ambassadors. Each year, 20 DREAM family members are trained on how to represent the school and recruit in the community. These Family Ambassadors are recruited from diverse segments of the school population including the Spanish-speaking and African immigrant populations. Ambassadors post fliers and hand out applications at local businesses, churches, mosques, and other organizations they belong to. They are trained to make presentations at schools and community centers. They are also active in recruiting a diverse group of students from within their own social networks. All recruitment materials are offered in Spanish (the predominant language other than English in CSD 4).

DREAM holds a series of Open Houses and school tours to introduce prospective families to the school and staff. During Open Houses, DREAM staff members with bilingual skills are available to assist families with general questions about the school and the application process. In addition, DREAM's marketing materials and presentations include information about the supports available at the school for ELLs. DREAM offers a computer clinic in which bilingual staff members are available to assist families with the online application process. This practice has been particularly useful with the recruitment of immigrant families who may lack access to computers.

DREAM plans to continue with current efforts in 2018-19.

DREAM is intentional about reaching populations of SWD throughout all recruiting

Students with Disabilities	efforts. These efforts have paid off as evidenced by our reputation in the field. We are often invited to speak at Community Board meetings and on panels administered by the NYC Charter Center on topics such as "How to Recruit ELLs and Special Education Students." DREAM deliberately targets PreK programs that have special needs populations during school recruitment visits. The school also makes presentations at therapeutic Head Start programs in the surrounding community.	DREAM plans to continue with current efforts in 2018-19.
----------------------------	--	--

Retention Efforts Toward Meeting Targets

	Describe Retention Efforts in 2017-18	Describe Retention Plans in 2018-19)
Economically Disadvantaged	<p>DREAM provides a safe, inclusive learning environment where students learn in the best-fit environment, based on their needs, and where families are treated as partners. This attention to individual student needs as well as strong family engagement produces an environment where families want to stay enrolled.</p> <ul style="list-style-type: none"> • Free meal program that emphasizes healthy eating • Extended day programming, eliminating the need for working families to provide after school child care • Access to full time Social Workers to help with social emotional needs of children, including trauma • Free dental services for children and legal clinics for families 	DREAM plans to continue with current efforts in 2018-19.
English Language Learners	<ul style="list-style-type: none"> • Robust family engagement and outreach program which include home visits, a family action council, student conferences and monthly meetings with school leadership • Bilingual staff members that are present at all events to help with translations and questions • Documents that are sent home to families are translated in the predominate language • Programs within school for supporting ELLs • Dedicated ELL Coordinator and two Intervention Specialists serving this population 	DREAM plans to continue with current efforts in 2018-19.
	<ul style="list-style-type: none"> • Speech and occupational therapy for students with special needs 	

- Full time ELL and SPED coordinators that provide a mix of pull in and pull out interventions based on student's Individual Educational Plans

DREAM currently provides support and early identification for students who exhibit learning and behavior needs by applying the approach of Response to Intervention. This process begins with high-quality instruction and universal screening of all students through direct observation and data collection. Once identified, learners with special needs are provided with innovative interventions at the appropriate level of intensity to accelerate their rate of learning. These services are provided by a variety of personnel, including general education teachers, special educators, and specialists. Some services include conferencing, small group work, individual check-ins, behavior plans, differentiated and targeted questions, differentiated homework, and annotated texts. Progress is closely monitored to assess both the learning rate and level of performance of individual students. To build on this commitment, DREAM offers periodic trainings on effective implementation of Tier 1 behavioral and academic differentiation strategies.

In elementary school, to maximize the impact of integrated co-teaching, leaders provide lesson feedback to concretely define teachers' actions within a lesson. This year, elementary school teachers participated in a training on how to use data to plan intervention groups. In addition, our elementary school principal, academic dean, and two teachers participated in the District Charter Collaborative, meeting every other week with other district and charter school principals to collaborate on a problem of practice focused on students with disabilities. They participated in 6 school visits to observe effective co-teaching practices and hosted 2 visits for other educators to observe DREAM special education practices.

In middle school, four learning specialists push in to four core content blocks a day. The learning specialists are also responsible

DREAM plans to continue with current efforts in 2018-19.

Student
s with
Disabilit
ies

for writing differentiated lesson plans for the subject areas they co-teach. Every week, the learning specialists meet with general education teachers to preview upcoming lessons. This year DREAM Middle School made co-planning meetings more formally structured, which allows teachers to prepare lesson choreography that clearly defines each teacher's role throughout the lesson to more effectively differentiate at all levels (versus one differentiated packet for students below grade level). Three types of MS homework (extension, preparation, or practice) are differentiated by volume, task, and complexity for both low and high performing students. Middle school staff offer office hours to all students seeking one on one tutoring or homework help. Middle school grade team meetings alternate scholar talk between at risk general education students and IEP students using the IEP as a resource.

High school student schedules prioritize reading intervention so that every student reading below grade level is receiving Tier 2 literacy intervention. Two out of four sections of ELA, Math, Science and Social Studies utilized integrated co-teaching with a general education teacher and special education teacher.



Entry 11 Classroom Teacher and Administrator Attrition

Last updated: 07/29/2018

Report changes in teacher and administrator staffing.

Instructions for completing the Classroom Teacher and Administrator Attrition Tables

Charter schools must complete the tables titled 2017-2018 Classroom Teacher and Administrator Attrition to report changes in teacher and administrator staffing during the 2017-2018 school year. Please provide the full time equivalent (FTE) of staff on June 30, 2017; the FTE for any departed staff from July 1, 2017 through June 30, 2018; the FTE for added staff from July 1, 2017 through June 30, 2018; and the FTE of staff added in newly created positions from July 1, 2017 through June 30, 2018 using the tables provided.

1. Classroom Teacher Attrition Table

	FTE Classroom Teachers on 6/30/17	FTE Classroom Teachers Departed 7/1/17 - 6/30/18	FTE Classroom Teachers Filling Vacant Positions 7/1/17 - 6/30/18	FTE Classroom Teachers Added in New Positions 7/1/17 - 6/30/18	FTE of Classroom Teachers on 6/30/18
	47	17	17	8	55

2. Administrator Position Attrition Table

	FTE Administrative Positions on 6/30/17	FTE Administrators Departed 7/1/17 - 6/30/18	FTE Administrators Filling Vacant Positions 7/1/17 - 6/30/18	FTE Administrators Added in New Positions 7/1/17 - 6/30/18	FTE Administrative Positions on 6/30/18
	15	1	0	0	18

3. Tell your school's story

Charter schools may provide additional information in this section of the Annual Report about their respective teacher and administrator attrition rates as some teacher or administrator departures do not reflect advancement or movement within the charter school networks. Schools may provide additional detail to reflect a teacher’s advancement up the ladder to a leadership position within the network or an administrator’s movement to lead a new network charter school.

(No response)

4. Charter schools must ensure that all prospective employees receive clearance through [the NYSED Office of School Personnel Review and Accountability](#) (OSPRA) prior to employment. After an employee has been cleared, schools are required to maintain proof of such clearance in the file of each employee. For the safety of all students, charter schools must take immediate steps to terminate the employment of individuals who have been denied clearance. Once the employees have been terminated, the school must terminate the request for clearance in the TEACH system.

Have all employees have been cleared through the NYSED TEACH system?

Yes

5. For perspective or current employees whose clearance has been denied, have you terminated their employment and removed them from the TEACH system?

	Not Applicable
--	----------------

Thank you



August 2018

Sunday	Monday	Tuesday	Wednesday	Thursday	Friday	Saturday
			1	2	3	4
5	6	7	8	9	10	11
12	13	14	15	16	17	18
19	20	21	22	23	24	25
26	27	28	29	30	31	
	First Day of School				5 4 No school for HS scholars	



September 2018

Sunday	Monday	Tuesday	Wednesday	Thursday	Friday	Saturday
						1
2	3 Labor Day	4	5	6	7	8
9	10 Rosh Hashanah	11	12	13	14	15
16	17	18	19 Yom Kippur	20	21	22
23	24	25	26	27	28 22	29 21
Fall MAP Testing (K-3)						



October 2018

Sunday	Monday	Tuesday	Wednesday	Thursday	Friday	Saturday
30	1	2	3	4	5	6
7	8 Columbus Day (not observed)	9	10	11	12	13
14	15	16	17	18	19	20
21	22	23	24	25	26	27
28	29	30	31 45 44			



November 2018

Sunday	Monday	Tuesday	Wednesday	Thursday	Friday	Saturday
				1	2	3
					Data Day 1 (PK-8)- No school for PK-8 scholars	
4	5	6	7	8	9	10
		Election Day			Data Day 1 (HS)- No school for HS scholars	
		PK-8 Q1 Conferences- No School for PK-8 Scholars				
11	12	13	14	15	16	17
Veteran's Day	Veteran's Day Observed			Q1 Parent Teacher Conferences (HS): 5-7:30pm	Q1 Parent Teacher Conferences (HS): 8am-12pm	
18	19	20	21	22	23	24
			Thanksgiving Break	Thanksgiving Day	Thanksgiving Break	
25	26	27	28	29	30	
					61	60



December 2018

Sunday	Monday	Tuesday	Wednesday	Thursday	Friday	Saturday
						1
2	3	4	5	6	7	8
9	10	11	12	13	14	15
16	17	18	19	20	21	22
23	24	25	26	27	28	29
	Winter Break	Christmas Day	Winter Break	Winter Break	Winter Break	



January 2019

Sunday	Monday	Tuesday	Wednesday	Thursday	Friday	Saturday
30	31	1 New Year's Day	2 Winter Break	3 Winter Break	4 Winter Break	5
6	7	8	9	10	11 Data Day 2 (PK-8)- No school for PK-8 scholars	12
13	14	15	16	17	18	19
20	21 Martin Luther King Jr. Day	22	23	24	25	26
27	28	29	30 Q2 Academic Progress Conferences- Half Day (PK-8)	31 93	93	

February 2019

Sunday	Monday	Tuesday	Wednesday	Thursday	Friday	Saturday
					1	2
					Data Day 2 (HS) - No school for HS scholars	
3	4	5	6	7	8	9
				S1 Parent Teacher Conferences (HS): 5-7:30pm	S1 Parent Teacher Conferences (HS): 8am-12pm	
	K-2 Winter MAP Testing					
10	11	12	13	14	15	16
17	18	19	20	21	22	23
	President's Day	February Break	February Break	February Break	February Break	
24	25	26	27	28		
				108	106	



March 2019

Sunday	Monday	Tuesday	Wednesday	Thursday	Friday	Saturday
					1 Data Day 3 (PK-8)- No school for PK-8 scholars	2
3	4	5	6	7	8 No school for all Staff Retreat Day	9
10	11 Mid-Winter Long Weekend	12	13	14	15	16
17	18	19	20	21	22	23
24	25	26	27	28	29 126 124 Data Day 3 (HS) - No school for scholars	30

April 2019

Sunday	Monday	Tuesday	Wednesday	Thursday	Friday	Saturday
31	1	2	3	4	5	6
7	8	9	10	11	12	13
				Q3 Family Conferences (HS): 5-7:30pm	Q3 Family Conferences (HS): 8-12am	
14	15	16	17	18	19	20
			Q3 Family Conferences Half Day (PK-8)		Spring Long Weekend (PK-10)	
21	22	23	24	25	26	27
Easter Day	Spring Long Weekend (PK-10)	HS Spring Break				
28	29	30				
		146	139			



May 2019

Sunday	Monday	Tuesday	Wednesday	Thursday	Friday	Saturday
			1	2	3	4
5	6	7	8	9	10	11
					Data Day 4 (HS)- No school for HS scholars	
	PK-8 Spring Break					
12	13	14	15	16	17	18
19	20	21	22	23	24	25
					HS Long Weekend	
	Spring MAP (K-2)					
26	27	28	29	30	31	
	Memorial Day					



June 2019

Sunday	Monday	Tuesday	Wednesday	Thursday	Friday	Saturday
						1 Saturday Academy (HS)
2	3	4 Eid al-Fitr	5	6	7	8
9	10	11	12	13	14	15
16	17 Q4 Conferences- Half Day (PK-8)	18	19	20	21 PK-8 = 177 Last Day of School (PK-8)	22
23	24	25	26	27	28 HS = 178 Last Day of School (HS)	29