



Entry 1 School Information and Cover Page

Last updated: 07/03/2018

Please be advised that you will need to complete this cover page (including signatures) before all of the other tasks assigned to you by your authorizer are visible on your task page. While completing this task, please ensure that you select the correct authorizer (**as of June 30, 2018**) or you may not be assigned the correct tasks.

a. SCHOOL NAME BRONX CS FOR BETTER LEARNING (SUNY TRUSTEES)

(Select name from the drop down menu)

b. CHARTER AUTHORIZER (As of June 30th, 2018) SUNY-Authorized Charter School

(For technical reasons, please re-select authorizer name from the drop down menu).

c. DISTRICT / CSD OF LOCATION NYC CSD 11

d1. SCHOOL INFORMATION

	PRIMARY ADDRESS	PHONE NUMBER	FAX NUMBER	EMAIL ADDRESS
	3730 Baychester Ave., Bronx, NY 10466	718-655-6660	718-655-5555	

d2. PHONE CONTACT NUMBER FOR AFTER HOURS EMERGENCIES

Contact Name	Kevin Brennan
Title	Executive Director
Emergency Phone Number (###-###-####)	

e. SCHOOL WEB ADDRESS (URL) www.bronxbetterlearning.org

f. DATE OF INITIAL CHARTER 03/2003

g. DATE FIRST OPENED FOR INSTRUCTION 09/2003

i. TOTAL ENROLLMENT ON JUNE 30, 2018 525

j. GRADES SERVED IN SCHOOL YEAR 2017-18

Check all that apply

Grades Served	K, 1, 2, 3, 4, 5
---------------	------------------

k1. DOES THE SCHOOL CONTRACT WITH A CHARTER OR EDUCATIONAL MANAGEMENT ORGANIZATION? No

11. FACILITIES

Does the school maintain or operate multiple sites?

	No, just one site.
--	--------------------

12. SCHOOL SITES

Please list the sites where the school will operate for the upcoming school year.

	Physical Address	Phone Number	District/CSD	Grades Served at Site (K-5, 6-9, etc.)	Receives Rental Assistance	Rental Assistance for Which Grades (write N/A if applicable)
Site 1 (same as primary site)	3740 Baychester Ave., Bronx, NY 10466	718-655-6660	NYC CSD 11	K - 5	No	N/A
Site 2						
Site 3						

I2a. Please provide the contact information for Site 1.

	Name	Work Phone	Alternate Phone	Email Address
School Leader	Kevin Brennan			
Operational Leader	Shubert Jacobs			
Compliance Contact	Kevin Brennan			
Complaint Contact	Vanessa Trezza			
DASA Coordinator	Aderemi Ogundiran			

m1. Are any sites in co-located space? If yes, please proceed to the next question. Yes

m2. Please list the terms of your current co-location.

	Date school will leave current co-location	Is school working with NYCDOE to expand into current space?	If so, list year expansion will occur.	Is school working with NYCDOE to move to separate space?	If so, list the proposed space and year planned for move	School at Full Capacity at Site
Site 1 (primary site)		No		No		Yes
Site 2						
Site 3						

n1. Were there any revisions to the school’s charter during the 2017-18 school year? (Please include approved or pending material and non-material charter revisions).

No

o. Name and Position of Individual(s) Who Completed the 2016-17 Annual Report.

Kevin Brennan, Executive Director

p. Our signatures (Head of School and Board President) below attest that all of the information contained herein is truthful and accurate and that this charter school is in compliance with all aspects of its charter, and with all pertinent Federal, State, and local laws, regulations, and rules. We understand that if any information in any part of this report is found to have been deliberately misrepresented, that will constitute grounds for the revocation of our charter. Check **YES if you agree and then use the mouse on your PC or the stylist on your mobile device to sign your name).**

Yes

Signature, Head of Charter School



Signature, President of the Board of Trustees



Date

2018/07/20

Thank you.



Entry 2 NYS School Report Card Link

Last updated: 07/03/2018

BRONX CS FOR BETTER LEARNING (SUNY TRUSTEES)

1. CHARTER AUTHORIZER (As of June 30th, 2018)

SUNY-Authorized Charter School

(For technical reasons, please re-select authorizer name from the drop down menu).

2. NEW YORK STATE REPORT CARD

<https://data.nysed.gov/profile.php?instid=800000056593>

Provide a direct URL or web link to the most recent New York State School Report Card for the charter school (See <https://reportcards.nysed.gov/>).

(Charter schools completing year one will not yet have a School Report Card or link to one. Please type "URL is not available" in the space provided).



Entry 4 Expenditures per Child

Created: 07/03/2018 • Last updated: 07/27/2018

BRONX CS FOR BETTER LEARNING (SUNY TRUSTEES)Section Heading

Financial Information

This information is required of ALL charter schools. Provide the following measures of fiscal performance of the charter school in Appendix B (Total Expenditures and Administrative Expenditures Per Child):

1. Total Expenditures Per Child

To calculate **'Total Expenditures per Child'** take total expenditures (from the unaudited 2017-18 Schedule of Functional Expenses) and divide by the year end FTE student enrollment. (Integers Only. No dollar signs or commas).

Note: *The information on the Schedule of Functional Expenses on pages 41-43 of the Audit Guide can help schools locate the amounts to use in the two per pupil calculations:* <http://www.p12.nysed.gov/psc/AuditGuide.html>

Line 1: Total Expenditures	9207587
Line 2: Year End FTE student enrollment	534
Line 3: Divide Line 1 by Line 2	17244

2. Administrative Expenditures per Child

To calculate **'Administrative Expenditures per Child'** To calculate "Administrative Expenditures per Child" first *add* together the following:

1. Take the relevant portion from the 'personnel services cost' row and the 'management and general' column (from the unaudited 2017-18 Schedule of Functional Expenses)
2. Any contracted administrative/management fee paid to other organizations or corporations
3. Take the total from above and divide it by the year-end FTE enrollment. The relevant portion that must be included in this calculation is defined as follows:

Administrative Expenditures: Administration and management of the charter school includes the activities and personnel of the offices of the chief school officer, the finance or business offices, school operations personnel, data management and reporting, human resources, technology, etc. It also includes those administrative and management services provided by other organizations or corporations on behalf of the charter school for which the charter school pays a fee or other compensation. Do not include the FTE of personnel whose role is to directly support the instructional program.

Notes:
The information on the Schedule of Functional Expenses on pages 41-43 of the Audit Guide can help schools locate the amounts to use in the two per pupil calculations:
<http://www.p12.nysed.gov/psc/AuditGuide.html>.
Employee benefit costs or expenditures should not be reported in the above calculations.

Line 1: Relevant Personnel Services Cost (Row)	324416
Line 2: Management and General Cost (Column)	159804
Line 3: Sum of Line 1 and Line 2	484220
Line 5: Divide Line 3 by the Year End FTE student enrollment	907

Thank you.



Charter Schools Institute
The State University of New York

GENERAL INSTRUCTIONS FOR ANNUAL BUDGET/QUARTERLY REPORT

TEMPLATE TABS

1- GRAY tab contains the Instructions




Instructions	Provides description of tabs and input requirements.
Funding by District	Charter School Tuition Rates

2- BLUE tabs require input of information

1.) Name of School	>Select school name from list. >Enter contact information.
2.) Enrollment	Enter enrollment information for Annual Budget (& Revisions) and Quarterly Actuals. Includes: >Enrollment by Grade >Enrollment by District
3.) Staffing Plan	Enter staffing plan information for Annual Budget (& Revisions) and Quarterly Actuals. Includes: >Full Time Equivalent (FTE), by Position Category, By Quarter
4.) Yearly Budget	Enter Yearly Budget information. Includes: >"Pior Year" column may be completed based upon preliminary data, and adjusted with Annual Audited data when the Quarter 2 Actuals are being submitted. (Note: Quarterly Revenue allocation may be set) >Budgeted Enrollment data and Per Pupil Revenue for the current year are populated based upon input on tab "2.) Enrollment." >Budgeted FTE for current year is populated based upon input on tab "3.) Staffing Plan." >All other sources of revenue >All expenses >Budget Revisions, as necessary and <i>approved</i> by the school's Board of Directors, should be submitted when submitting Quarterly Actuals
5.) Balance Sheet	Enter Balance Sheet information for EdCorps. Separate schools merged into a primary EdCorp should NOT use this tab. >"Pior Year" column may be completed based upon preliminary data, and adjusted with Annual Audited data when the Quarter 2 Actuals are being submitted.

6.) Quarterly Report	Enter Actual Quarterly Report information . Includes: >Actual Enrollment data and Per Pupil Revenue for the current year are populated based upon input on tab "2.) Enrollment." >Actual FTE for current year is populated based upon input on tab "3.) Staffing Plan." >All other sources of revenue >All expenses
7.) Annual Report Requirement	Complete when submitting Actual Quarter 4.

CELL COLORS & GUIDANCE COMMENTS

-  = Enter information into the light BLUE shaded cells.
-  = Cells labeled in ORANGE contain guidance regarding the input of information.
-  = Cells containing RED triangles in the upper right corner contain "guidance comments" on that particular line item. Please "mouse-over" the triangle to reveal each comment.

Ver. 20180531

Charter Funding Alphabetical By NYS School District
*** (Sum of Charter School Basic Tuition and Supplemental Basic Tuition)**



ANNUAL BUDGET & QUARTERLY REPORT TEMPLATE

Bronx Charter School for Better Learning

SCHOOL

Name:	Bronx Charter School for Better Learning
-------	--

CONTACT INFORMATION

Contact Name:	Kevin Brennan
Contact Title:	Executive Director
Contact Email:	
Contact Phone:	

REPORT PERIOD

Current Academic Year:	2018-19
Prior Academic Year:	2017-18

**BRONX CHARTER SCHOOL FOR BETTER LEARNING
2018-19**

ENROLLMENT BY GRADES

GRADES	K	1	2	3	4	5	6	7
INITIAL BUDGETED ENROLLMENT	75	74	100	97	97	100		
TOTAL ENROLLMENT = 543								

ENROLLMENT BY DISTRICT

		PRIOR YEAR	ANNUAL BUDGET						
		ACTUAL	TOTAL DISTRICTS/ENROLLMENT BY QUARTER						
			QUARTER 1		QUARTER 2		QUARTER 3		QUAR
NUMBER OF SCHOOL DISTRICTS ENROLLED:		2	Original	Revised	Original	Revised	Original	Revised	Original
NUMBER OF STUDENTS ENROLLED:		533.945	2	0	2	0	2	0	2
			550	0	550	0	550	0	550
			*NOTE: If there are NO budget revisions at the time of quarterly submittal leave the 'REVISED' COMPLETELY BLANK. If budget revisions ARE made, the entire "REVISED" budget columns affected quarter(s) must be completed on tabs 2, 3 and 4.						
		PRIOR YEAR	ANNUAL BUDGET						
		2017-18	QUARTER 1		QUARTER 2		QUARTER 3		QUAR
PRIMARY/OTHER	DISTRICT NAME(S)	Actual Enrollment	Original Budgeted Enrollment	Revised Budgeted Enrollment	Original Budgeted Enrollment	Revised Budgeted Enrollment	Original Budgeted Enrollment	Revised Budgeted Enrollment	Original Budgeted Enrollment
PRIMARY District	NYC CHANCELLOR'S OFFICE	526.945	543		543		543		543
SECONDARY District	MT VERNON SCHOOL DISTRICT	7	7		7		7		7
Other District 3	(Select from drop-down list) →								

[illegible]

[illegible]

**CHARTER SCHOOL FOR BETTEI
2018-19**

**BRONX CHARTER SCHOOL FOR BETTER LEARNING
2018-19**

PLAN - FULL TIME EQUIVALENT

STAFFING PLAN - FULL TIME EQUIVALENT ("FTE")

***NOTE:** Enter the number of FTE positions in the "blue" cells.

***NOTE:** Enter the number of FTE positions in the "blue" cells.

***NOTE:** If there are NO budget revisions at the time of quarterly submittal leave the 'REVISED' Column(s) COMPLETELY BLANK.

ADMINISTRATIVE PERSONNEL FTE	ADMINISTRATIVE PERSONNEL FTE
Executive Management	Executive Management
Instructional Management	Instructional Management
Deans, Directors & Coordinators	Deans, Directors & Coordinators
CFO / Director of Finance	CFO / Director of Finance
Operation / Business Manager	Operation / Business Manager
Administrative Staff	Administrative Staff
TOTAL ADMINISTRATIVE STAFF	TOTAL ADMINISTRATIVE STAFF

PRIOR YEAR
2017-18
ACTUAL
0.0

ANNUAL BUDGETED FTE							
Q1		Q2		Q3		Q4	
Original	Revised	Original	Revised	Original	Revised	Original	Revised
0.5		0.5		0.5		0.5	
2.0		2.0		2.0		2.0	
4.5		4.5		4.5		4.5	
		0.0		0.0		0.0	
0.5		0.5		0.5		0.5	
4.0		4.0		4.0		4.0	
11.5	0.0	11.5	0.0	11.5	0.0	11.5	0.0

INSTRUCTIONAL PERSONNEL FTE	INSTRUCTIONAL PERSONNEL FTE
Teachers - Regular	Teachers - Regular
Teachers - SPED	Teachers - SPED
Substitute Teachers	Substitute Teachers
Teaching Assistants	Teaching Assistants
Specialty Teachers	Specialty Teachers
Aides	Aides
Therapists & Counselors	Therapists & Counselors
Other	Other
TOTAL INSTRUCTIONAL	TOTAL INSTRUCTIONAL

PRIOR YEAR
2017-18
ACTUAL
0.0

ANNUAL BUDGETED FTE							
Q1		Q2		Q3		Q4	
Original	Revised	Original	Revised	Original	Revised	Original	Revised
45.0		45.0		45.0		45.0	
6.0		6.0		6.0		6.0	
1.0		1.0		1.0		1.0	
30.0		30.0		30.0		30.0	
3.0		3.0		3.0		3.0	
		0.0		0.0		0.0	
4.5		4.5		4.5		4.5	
1.0		1.0		1.0		1.0	
90.5	0.0	90.5	0.0	90.5	0.0	90.5	0.0

NON-INSTRUCTIONAL PERSONNEL FTE	NON-INSTRUCTIONAL PERSONNEL FTE
Nurse	Nurse
Librarian	Librarian
Custodian	Custodian
Security	Security
Other	Other
TOTAL NON-INSTRUCTIONAL	TOTAL NON-INSTRUCTIONAL

PRIOR YEAR
2017-18
ACTUAL
0.0

ANNUAL BUDGETED FTE							
Q1		Q2		Q3		Q4	
Original	Revised	Original	Revised	Original	Revised	Original	Revised
0.5		0.5		0.5		0.5	
0.5	0.0	0.5	0.0	0.5	0.0	0.5	0.0

TOTAL PERSONNEL SERVICE FTE	TOTAL PERSONNEL SERVICE FTE
-----------------------------	-----------------------------

0.0

102.5	0.0	102.5	0.0	102.5	0.0	102.5	0.0
-------	-----	-------	-----	-------	-----	-------	-----

**CHARTER SCHOOL FOR BETTER
2018-19**

PLAN - FULL TIME EQUIVALENT

****NOTE:** Enter the number of FTE positions in the "blue" cells.*

Id be input.

****NOTE:** State the assumptions that are being made for personnel FTE levels.*

ADMINISTRATIVE PERSONNEL FTE	
	Q4
	Actual
Executive Management	
Instructional Management	
Deans, Directors & Coordinators	
CFO / Director of Finance	
Operation / Business Manager	
Administrative Staff	
TOTAL ADMINISTRATIVE STAFF	0.0

Description of Assumptions
Half time of ED
Principal and Asst. Principal
.5 Director of Development, 1 Curriculum Coordinator, Partial FTE of 4 PD&Instruction Specialists

INSTRUCTIONAL PERSONNEL FTE	
	Q4
	Actual
Teachers - Regular	
Teachers - SPED	
Substitute Teachers	
Teaching Assistants	
Specialty Teachers	
Aides	
Therapists & Counselors	
Other	
TOTAL INSTRUCTIONAL	0.0

Description of Assumptions
40 GenEd Teachers and 1 UPK Teacher; 4
Subs are counted as 1 FTE - several staff
PhysEd, Art, Music
Guidance, Social Work, Student Support
Summer Program and Afterschool Enrichment -

NON-INSTRUCTIONAL PERSONNEL FTE	
	Q4
	Actual
Nurse	
Librarian	
Custodian	
Security	
Other	
TOTAL NON-INSTRUCTIONAL	0.0

Description of Assumptions
Director of Technology

TOTAL PERSONNEL SERVICE FTE	0.0
------------------------------------	-----

--

		BRONX CHARTER SCHOOL FOR BETTER LEARNING Budget / Operating Plan 2018-19							
Total Revenue		-	2,330,371	-	-	2,516,054	-	-	2,662,083
Total Expenses		-	1,506,864	-	-	2,538,524	-	-	2,470,506
Net Income		-	823,508	-	-	(22,470)	-	-	191,578
Actual Student Enrollment		534	550	-	-	550	-	-	550
		Prior Year Actual 2017-18 Revenue Per Pupil	1st Quarter - 7/1 - 9/30			2nd Quarter - 10/1 - 12/31			3rd Quarter - 1/1 - 3/31
			Original Budget	Revised Budget	Variance	Original Budget	Revised Budget	Variance	Original Budget
REVENUE		Allocate Per Pupil Revenue by Quarter	*NOTE: If there are NO budget revisions at the time of quarterly submittal leave If budget revisions ARE made, the entire "REVISED" budget columns for the affected quarter(s) will be revised.						
REVENUES FROM STATE SOURCES		2018-19 Per Pupil Rate	PPR %/Qtr->	25.0%	25.0%	25.0%	25.0%	25.0%	25.0%
Per Pupil Revenue									
NYC CHANCELLOR'S OFFICE		15,307		2,077,925	-	-	2,077,925	-	-
MT VERNON SCHOOL DISTRICT		18,548		32,459	-	-	32,459	-	-
-		-		-	-	-	-	-	-
-		-		-	-	-	-	-	-
-		-		-	-	-	-	-	-
-		-		-	-	-	-	-	-
-		-		-	-	-	-	-	-
-		-		-	-	-	-	-	-
-		-		-	-	-	-	-	-
-		-		-	-	-	-	-	-
-		-		-	-	-	-	-	-
-		-		-	-	-	-	-	-
-		-		-	-	-	-	-	-
-		-		-	-	-	-	-	-
-		-		-	-	-	-	-	-
-		-		-	-	-	-	-	-
ALL OTHER School Districts: (Weighted Avg)		-		-	-	-	-	-	-
TOTAL Per Pupil Revenue (Weighted Average Per Pupil Funding)		15,348	-	2,110,384	-	-	2,110,384	-	-
Special Education Revenue				147,196		-	147,196		-
Grants									
Stimulus					-			-	
DYCD (Department of Youth and Community Development)					-			-	
Other					-			-	
NYC DoE Rental Assistance									
Other				18,000	-		54,000	-	54,000
TOTAL REVENUE FROM STATE SOURCES			-	2,275,580	-	-	2,311,580	-	2,311,580
REVENUE FROM FEDERAL FUNDING									
IDEA Special Needs					-			-	48,362
Title I				31,586	-		94,759	-	94,759
Title Funding - Other				8,854	-		26,561	-	26,561
School Food Service (Free Lunch)					-			-	
Grants									

	BRONX CHARTER SCHOOL FOR BETTER LEARNING Budget / Operating Plan 2018-19							
Total Revenue	-	2,330,371	-	-	2,516,054	-	-	2,662,083
Total Expenses	-	1,506,864	-	-	2,538,524	-	-	2,470,506
Net Income	-	823,508	-	-	(22,470)	-	-	191,578
Actual Student Enrollment	534	550	-	-	550	-	-	550
	Prior Year Actual 2017-18 Revenue Per Pupil	1st Quarter - 7/1 - 9/30			2nd Quarter - 10/1 - 12/31			3rd Quarter - 1/1 - 3/31
		Original Budget	Revised Budget	Variance	Original Budget	Revised Budget	Variance	Original Budget
Charter School Program (CSP) Planning & Implementation				-			-	
Other		13,901		-	41,704		-	41,704
Other				-			-	
TOTAL REVENUE FROM FEDERAL SOURCES	-	54,341	-	-	163,024	-	-	211,386
LOCAL and OTHER REVENUE								
Contributions and Donations				-	41,000		-	118,667
Fundraising				-			-	20,000
Erate Reimbursement				-			-	
Earnings on Investments				-			-	
Interest Income		450		-	450		-	450
Food Service (Income from meals)				-			-	
Text Book				-			-	
OTHER				-			-	
TOTAL REVENUE FROM LOCAL and OTHER SOURCES	-	450	-	-	41,450	-	-	139,117
TOTAL REVENUE	-	<u>2,330,371</u>	-	-	<u>2,516,054</u>	-	-	<u>2,662,083</u>

			BRONX CHARTER SCHOOL FOR BETTER LEARNING							
			Budget / Operating Plan							
			2018-19							
Total Revenue			-	2,330,371	-	-	2,516,054	-	-	2,662,083
Total Expenses			-	1,506,864	-	-	2,538,524	-	-	2,470,506
Net Income			-	823,508	-	-	(22,470)	-	-	191,578
Actual Student Enrollment			534	550	-	-	550	-	-	550
			Prior Year Actual 2017-18 Revenue Per Pupil	1st Quarter - 7/1 - 9/30			2nd Quarter - 10/1 - 12/31			3rd Quarter - 10/1 - 12/31 Original Budget
				Original Budget	Revised Budget	Variance	Original Budget	Revised Budget	Variance	Original Budget
EXPENSES										
ADMINISTRATIVE STAFF PERSONNEL COSTS		Avg. No. of Positions								
Executive Management		0.50		28,074		-	28,074		-	28,074
Instructional Management		2.00		66,388		-	66,388		-	66,388
Deans, Directors & Coordinators		4.50		47,231		-	118,761		-	118,761
CFO / Director of Finance		-				-			-	
Operation / Business Manager		0.50		10,500		-	10,500		-	10,500
Administrative Staff		4.00		51,823		-	51,823		-	51,823
TOTAL ADMINISTRATIVE STAFF		11.50	-	204,016	-	-	275,546	-	-	275,546
INSTRUCTIONAL PERSONNEL COSTS										
Teachers - Regular		45.00		260,819		-	782,458		-	782,548
Teachers - SPED		6.00		33,623		-	100,868		-	100,868
Substitute Teachers		1.00		808		-	2,423		-	2,423
Teaching Assistants		30.00		87,632		-	262,896		-	262,896
Specialty Teachers		3.00		15,232		-	45,698		-	45,698
Aides		-				-			-	
Therapists & Counselors		4.50		24,624		-	73,872		-	73,872
Other		1.00		99,295		-	168,736		-	99,295
TOTAL INSTRUCTIONAL		90.50	-	522,033	-	-	1,436,951	-	-	1,367,600
NON-INSTRUCTIONAL PERSONNEL COSTS										
Nurse		-				-			-	
Librarian		-				-			-	
Custodian		-				-			-	
Security		-				-			-	
Other		0.50		13,439		-	13,439		-	13,439
TOTAL NON-INSTRUCTIONAL		0.50	-	13,439	-	-	13,439	-	-	13,439
SUBTOTAL PERSONNEL SERVICE COSTS		102.50		739,488	-	-	1,725,936	-	-	1,656,585

		BRONX CHARTER SCHOOL FOR BETTER LEARNING						
		Budget / Operating Plan						
		2018-19						
Total Revenue		-	2,330,371	-	-	2,516,054	-	2,662,083
Total Expenses		-	1,506,864	-	-	2,538,524	-	2,470,506
Net Income		-	823,508	-	-	(22,470)	-	191,578
Actual Student Enrollment		534	550	-	-	550	-	550
		Prior Year Actual 2017-18 Revenue Per Pupil	1st Quarter - 7/1 - 9/30			2nd Quarter - 10/1 - 12/31		
			Original Budget	Revised Budget	Variance	Original Budget	Revised Budget	Original Budget
PAYROLL TAXES AND BENEFITS								
Payroll Taxes			56,571		-	132,034		126,722
Fringe / Employee Benefits			322,558		-	322,558		322,558
Retirement / Pension			60,600		-	60,600		60,600
TOTAL PAYROLL TAXES AND BENEFITS		-	439,729	-	-	515,192	-	509,880
TOTAL PERSONNEL SERVICE COSTS	102.50	-	1,179,217	-	-	2,241,128	-	2,166,465
CONTRACTED SERVICES								
Accounting / Audit			10,881		-	10,881		10,881
Legal			4,853		-	4,853		4,853
Management Company Fee					-			-
Nurse Services					-			-
Food Service / School Lunch					-			-
Payroll Services			6,611		-	6,611		6,611
Special Ed Services					-			-
Titlement Services (i.e. Title I)					-			-
Other Purchased / Professional / Consulting			34,484		-	42,813		42,813
TOTAL CONTRACTED SERVICES		-	56,829	-	-	65,158	-	65,158

	BRONX CHARTER SCHOOL FOR BETTER LEARNING							
	Budget / Operating Plan							
	2018-19							
Total Revenue	-	2,330,371	-	-	2,516,054	-	-	2,662,083
Total Expenses	-	1,506,864	-	-	2,538,524	-	-	2,470,506
Net Income	-	823,508	-	-	(22,470)	-	-	191,578
Actual Student Enrollment	534	550	-	-	550	-	-	550
	Prior Year Actual 2017-18 Revenue Per Pupil	1st Quarter - 7/1 - 9/30			2nd Quarter - 10/1 - 12/31			3rd Quarter - 10/1 - 12/31
		Original Budget	Revised Budget	Variance	Original Budget	Revised Budget	Variance	Original Budget
SCHOOL OPERATIONS								
Board Expenses				-			-	
Classroom / Teaching Supplies & Materials		50,468		-	13,764		-	13,764
Special Ed Supplies & Materials				-			-	
Textbooks / Workbooks				-			-	
Supplies & Materials other		32,247		-	8,795		-	8,795
Equipment / Furniture				-			-	
Telephone		26,644		-	26,644		-	26,644
Technology		5,552		-	5,552		-	5,552
Student Testing & Assessment				-	9,999		-	3,333
Field Trips				-	8,700		-	2,900
Transportation (student)				-			-	
Student Services - other		875		-	2,627		-	2,627
Office Expense		10,370		-	10,370		-	10,370
Staff Development		35,546		-	58,947		-	58,947
Staff Recruitment				-			-	680
Student Recruitment / Marketing				-			-	1,295
School Meals / Lunch		1,266		-	3,799		-	3,799
Travel (Staff)		3,083		-	4,624		-	4,624
Fundraising				-			-	17,136
Other		56,116		-	29,766		-	29,766
TOTAL SCHOOL OPERATIONS	-	222,167	-	-	183,587	-	-	190,232
FACILITY OPERATION & MAINTENANCE								
Insurance		10,940		-	10,940		-	10,940
Janitorial				-			-	
Building and Land Rent / Lease / Facility Finance Interest		2,745		-	2,745		-	2,745
Repairs & Maintenance		3,696		-	3,696		-	3,696
Equipment / Furniture		31,270		-	31,270		-	31,270
Security				-			-	
Utilities				-			-	
TOTAL FACILITY OPERATION & MAINTENANCE	-	48,651	-	-	48,651	-	-	48,651
DEPRECIATION & AMORTIZATION				-			-	
RESERVES / CONTINGENCY				-			-	
DEFERRED RENT				-			-	

	BRONX CHARTER SCHOOL FOR BETTER LEARNING Budget / Operating Plan 2018-19							
Total Revenue	-	2,330,371	-	-	2,516,054	-	-	2,662,083
Total Expenses	-	1,506,864	-	-	2,538,524	-	-	2,470,506
Net Income	-	823,508	-	-	(22,470)	-	-	191,578
Actual Student Enrollment	534	550	-	-	550	-	-	550
	Prior Year Actual 2017-18 Revenue Per Pupil	1st Quarter - 7/1 - 9/30			2nd Quarter - 10/1 - 12/31			3rd Quarter - 1/1 - 3/31
		Original Budget	Revised Budget	Variance	Original Budget	Revised Budget	Variance	Original Budget
TOTAL EXPENSES	-	<u>1,506,864</u>	-	-	<u>2,538,524</u>	-	-	<u>2,470,506</u>
NET INCOME	-	<u>823,508</u>	-	-	<u>(22,470)</u>	-	-	<u>191,578</u>

	BRONX CHARTER SCHOOL FOR BETTER LEARNING Budget / Operating Plan 2018-19							
Total Revenue	-	2,330,371	-	-	2,516,054	-	-	2,662,083
Total Expenses	-	1,506,864	-	-	2,538,524	-	-	2,470,306
Net Income	-	823,508	-	-	(22,470)	-	-	191,578
Actual Student Enrollment	534	550	-	-	550	-	-	550
	Prior Year Actual 2017-18 Revenue Per Pupil	1st Quarter - 7/1 - 9/30			2nd Quarter - 10/1 - 12/31			3rd Quarter - 1/1 - 3/31
		Original Budget	Revised Budget	Variance	Original Budget	Revised Budget	Variance	Original Budget
ENROLLMENT - *School Districts Are Linked To Above Entries*								
Number of Districts:	2	2	-	-	2	-	-	2
NYC CHANCELLOR'S OFFICE	527	543	-	-	543	-	-	543
MT VERNON SCHOOL DISTRICT	7	7	-	-	7	-	-	7
-	-	-	-	-	-	-	-	-
-	-	-	-	-	-	-	-	-
-	-	-	-	-	-	-	-	-
-	-	-	-	-	-	-	-	-
-	-	-	-	-	-	-	-	-
-	-	-	-	-	-	-	-	-
-	-	-	-	-	-	-	-	-
-	-	-	-	-	-	-	-	-
-	-	-	-	-	-	-	-	-
-	-	-	-	-	-	-	-	-
-	-	-	-	-	-	-	-	-
-	-	-	-	-	-	-	-	-
-	-	-	-	-	-	-	-	-
ALL OTHER School Districts: (Weighted Avg)	-	-	-	-	-	-	-	-
TOTAL ENROLLMENT	534	550	-	-	550	-	-	550
REVENUE PER PUPIL	-	4,237	-	-	4,575	-	-	4,840
EXPENSES PER PUPIL	-	2,740	-	-	4,615	-	-	4,492

Total Revenue		-	-	2,863,053	-	-
Total Expenses		-	-	3,721,006	-	-
Net Income		-	-	(857,953)	-	-
Actual Student Enrollment		-	-	550	-	-
		Quarter - 1/1 - 3/31		4th Quarter - 4/1 - 6/30		
		Revised Budget	Variance	Original Budget	Revised Budget	Variance
REVENUE		Use the 'REVISED' Column(s) COMPLETELY BLANK. Selected quarter(s) must be completed on tabs 2, 3 and 4.				
REVENUES FROM STATE SOURCES						
		2018-19				
Per Pupil Revenue		Per Pupil Rate		25.0%	25.0%	25.0%
NYC CHANCELLOR'S OFFICE		15,307		-	-	-
MT VERNON SCHOOL DISTRICT		18,548		-	-	-
-		-		-	-	-
-		-		-	-	-
-		-		-	-	-
-		-		-	-	-
-		-		-	-	-
-		-		-	-	-
-		-		-	-	-
-		-		-	-	-
-		-		-	-	-
-		-		-	-	-
-		-		-	-	-
-		-		-	-	-
-		-		-	-	-
-		-		-	-	-
-		-		-	-	-
ALL OTHER School Districts: (Weighted Avg)		-		-	-	-
TOTAL Per Pupil Revenue (Weighted Average		15,348		-	-	-
Per Pupil Funding)				2,110,384	-	-
Special Education Revenue				147,196		-
Grants						
Stimulus						-
DYCD (Department of Youth and Community Development)						-
Other				234,350		-
NYC DoE Rental Assistance						
Other				54,000		-
TOTAL REVENUE FROM STATE SOURCES				2,545,930	-	-
REVENUE FROM FEDERAL FUNDING						
IDEA Special Needs						-
Title I				94,759		-
Title Funding - Other				26,561		-
School Food Service (Free Lunch)						-
Grants						

Total Revenue	-	-	2,863,053	-	-
Total Expenses	-	-	3,721,006	-	-
Net Income	-	-	(857,953)	-	-
Actual Student Enrollment	-	-	550	-	-
	Quarter - 1/1 - 3/31		4th Quarter - 4/1 - 6/30		
	Revised Budget	Variance	Original Budget	Revised Budget	Variance
Charter School Program (CSP) Planning & Implementation		-			-
Other		-	41,703		-
Other		-			-
TOTAL REVENUE FROM FEDERAL SOURCES	-	-	163,023	-	-
LOCAL and OTHER REVENUE					
Contributions and Donations		-	80,333		-
Fundraising		-	30,000		-
Erate Reimbursement		-			-
Earnings on Investments		-			-
Interest Income		-	450		-
Food Service (Income from meals)		-			-
Text Book		-	43,317		-
OTHER		-			-
TOTAL REVENUE FROM LOCAL and OTHER SOURCES	-	-	154,100	-	-
TOTAL REVENUE	-	-	2,863,053	-	-

Total Revenue			-	-	2,863,053	-	-
Total Expenses			-	-	3,721,006	-	-
Net Income			-	-	(857,953)	-	-
Actual Student Enrollment			-	-	550	-	-
			Quarter - 1/1 - 3/31		4th Quarter - 4/1 - 6/30		
			Revised Budget	Variance	Original Budget	Revised Budget	Variance
EXPENSES							
ADMINISTRATIVE STAFF PERSONNEL COSTS		Avg. No. of Positions					
Executive Management	0.50			-	28,074		-
Instructional Management	2.00			-	66,388		-
Deans, Directors & Coordinators	4.50			-	190,291		-
CFO / Director of Finance	-			-			-
Operation / Business Manager	0.50			-	10,500		-
Administrative Staff	4.00			-	51,823		-
TOTAL ADMINISTRATIVE STAFF	11.50		-	-	347,076	-	-
INSTRUCTIONAL PERSONNEL COSTS							
Teachers - Regular	45.00			-	1,304,096		-
Teachers - SPED	6.00			-	168,113		-
Substitute Teachers	1.00			-	2,422		-
Teaching Assistants	30.00			-	438,161		-
Specialty Teachers	3.00			-	76,163		-
Aides	-			-			-
Therapists & Counselors	4.50			-	123,120		-
Other	1.00			-	99,295		-
TOTAL INSTRUCTIONAL	90.50		-	-	2,211,370	-	-
NON-INSTRUCTIONAL PERSONNEL COSTS							
Nurse	-			-			-
Librarian	-			-			-
Custodian	-			-			-
Security	-			-			-
Other	0.50			-	13,439		-
TOTAL NON-INSTRUCTIONAL	0.50		-	-	13,439	-	-
SUBTOTAL PERSONNEL SERVICE COSTS		102.50	-	-	2,571,885	-	-

Total Revenue		-	-	2,863,053	-
Total Expenses		-	-	3,721,006	-
Net Income		-	-	(857,953)	-
Actual Student Enrollment		-	-	550	-
		Quarter - 1/1 - 3/31		4th Quarter - 4/1 - 6/30	
		Revised Budget	Variance	Original Budget	Revised Budget Variance
PAYROLL TAXES AND BENEFITS					
Payroll Taxes			-	196,749	-
Fringe / Employee Benefits			-	322,558	-
Retirement / Pension			-	60,600	-
TOTAL PAYROLL TAXES AND BENEFITS		-	-	579,907	-
TOTAL PERSONNEL SERVICE COSTS		-	-	3,151,792	-
CONTRACTED SERVICES					
Accounting / Audit			-	35,881	-
Legal			-	4,853	-
Management Company Fee			-		-
Nurse Services			-		-
Food Service / School Lunch			-		-
Payroll Services			-	6,611	-
Special Ed Services			-		-
Titlement Services (i.e. Title I)			-		-
Other Purchased / Professional / Consulting			-	42,813	-
TOTAL CONTRACTED SERVICES		-	-	90,158	-

Total Revenue	-	-	2,863,053	-	-
Total Expenses	-	-	3,721,006	-	-
Net Income	-	-	(857,953)	-	-
Actual Student Enrollment	-	-	550	-	-
	Quarter - 1/1 - 3/31		4th Quarter - 4/1 - 6/30		
	Revised Budget	Variance	Original Budget	Revised Budget	Variance
SCHOOL OPERATIONS					
Board Expenses		-			-
Classroom / Teaching Supplies & Materials		-	13,764		-
Special Ed Supplies & Materials		-			-
Textbooks / Workbooks		-	8,164		-
Supplies & Materials other		-	12,201		-
Equipment / Furniture		-			-
Telephone		-	26,644		-
Technology		-	37,298		-
Student Testing & Assessment		-	6,666		-
Field Trips		-	5,800		-
Transportation (student)		-			-
Student Services - other		-	2,627		-
Office Expense		-	10,370		-
Staff Development		-	64,574		-
Staff Recruitment		-	1,360		-
Student Recruitment / Marketing		-	2,591		-
School Meals / Lunch		-	6,331		-
Travel (Staff)		-	4,624		-
Fundraising		-	11,424		-
Other		-	29,766		-
TOTAL SCHOOL OPERATIONS	-	-	244,204	-	-
FACILITY OPERATION & MAINTENANCE					
Insurance		-	10,940		-
Janitorial		-			-
Building and Land Rent / Lease / Facility Finance Interest		-	2,745		-
Repairs & Maintenance		-	3,696		-
Equipment / Furniture		-	31,270		-
Security		-			-
Utilities		-			-
TOTAL FACILITY OPERATION & MAINTENANCE	-	-	48,651	-	-
DEPRECIATION & AMORTIZATION		-	186,201		-
RESERVES / CONTINGENCY		-			-
DEFERRED RENT		-			-

Total Revenue	-	-	2,863,053	-	-	
Total Expenses	-	-	3,721,006	-	-	
Net Income	-	-	(857,953)	-	-	
Actual Student Enrollment	-	-	550	-	-	
	Quarter - 1/1 - 3/31		4th Quarter - 4/1 - 6/30			
	Revised Budget	Variance	Original Budget	Revised Budget	Variance	
TOTAL EXPENSES	-	-	3,721,006	-	-	
NET INCOME	-	-	(857,953)	-	-	

Total Revenue	-	-	2,863,053	-	-
Total Expenses	Quarter - 1/1 - 3/31	-	3,721,006	-	-
Net Income	-	-	(857,953)	-	-
Actual Student Enrollment	-	-	550	-	-
	Quarter - 1/1 - 3/31	4th Quarter - 4/1 - 6/30			
	Revised Budget	Variance	Original Budget	Revised Budget	Variance
ENROLLMENT - *School Districts Are Linked To Above Entries*					
Number of Districts:	-	-	2	-	-
NYC CHANCELLOR'S OFFICE	-	-	543	-	-
MT VERNON SCHOOL DISTRICT	-	-	7	-	-
-	-	-	-	-	-
-	-	-	-	-	-
-	-	-	-	-	-
-	-	-	-	-	-
-	-	-	-	-	-
-	-	-	-	-	-
-	-	-	-	-	-
-	-	-	-	-	-
-	-	-	-	-	-
-	-	-	-	-	-
-	-	-	-	-	-
-	-	-	-	-	-
-	-	-	-	-	-
ALL OTHER School Districts: (Weighted Avg)	-	-	-	-	-
TOTAL ENROLLMENT	-	-	550	-	-
REVENUE PER PUPIL	-	-	5,206	-	-
EXPENSES PER PUPIL	-	-	6,765	-	-

BRONX CHARTER SCHOOL FOR BETTER LEARNING
Budget / Operating Plan

2018-19

Total Revenue	10,371,562	10,371,562	-	10,371,562	10,371,562
Total Expenses	10,236,899	10,236,899	-	(10,236,899)	(10,236,899)
Net Income	134,663	134,663	-	134,663	134,663
Actual Student Enrollment					

Total Year			VARIANCE	
Original Budget	Revised Budget	Variance	Original Budget vs. PY Budget	Revised Budget vs. PY Budget

DESCRIPTION OF ASSUMPTIONS

REVENUE

REVENUES FROM STATE SOURCES

2018-19

Per Pupil Revenue

Per Pupil Rate

NYC CHANCELLOR'S OFFICE	15,307	8,311,701	8,311,701	-	8,311,701	8,311,701
MT VERNON SCHOOL DISTRICT	18,548	129,836	129,836	-	129,836	129,836
-	-	-	-	-	-	-
-	-	-	-	-	-	-
-	-	-	-	-	-	-
-	-	-	-	-	-	-
-	-	-	-	-	-	-
-	-	-	-	-	-	-
-	-	-	-	-	-	-
-	-	-	-	-	-	-
-	-	-	-	-	-	-
-	-	-	-	-	-	-
-	-	-	-	-	-	-
-	-	-	-	-	-	-
-	-	-	-	-	-	-
-	-	-	-	-	-	-
-	-	-	-	-	-	-
-	-	-	-	-	-	-
-	-	-	-	-	-	-
ALL OTHER School Districts: (Weighted Avg)	-	-	-	-	-	-
TOTAL Per Pupil Revenue (Weighted Average Per Pupil Funding)	15,348	8,441,537	8,441,537	-	8,441,537	8,441,537
Special Education Revenue		588,784	588,784	-	588,784	588,784
Grants						
Stimulus		-	-	-	-	-
DYCD (Department of Youth and Community Development)		-	-	-	-	-
Other		234,350	234,350	-	234,350	234,350
NYC DoE Rental Assistance		-	-	-	-	-
Other		180,000	180,000	-	180,000	180,000
TOTAL REVENUE FROM STATE SOURCES		9,444,671	9,444,671	-	9,444,671	9,444,671

REVENUE FROM FEDERAL FUNDING

IDEA Special Needs	48,362	48,362	-	48,362	48,362
Title I	315,863	315,863	-	315,863	315,863
Title Funding - Other	88,537	88,537	-	88,537	88,537
School Food Service (Free Lunch)	-	-	-	-	-
Grants					

Per Pupil Supplement

UPK funding - 18 students at \$10K per pupil

BRONX CHARTER SCHOOL FOR BETTER LEARNING
Budget / Operating Plan
2018-19

Total Revenue	10,371,562	10,371,562	-	10,371,562	10,371,562
Total Expenses	10,236,899	10,236,899	-	(10,236,899)	(10,236,899)
Net Income	134,663	134,663	-	134,663	134,663
Actual Student Enrollment					
	Total Year			VARIANCE	
	Original Budget	Revised Budget	Variance	Original Budget vs. PY Budget	Revised Budget vs. PY Budget
Charter School Program (CSP) Planning & Implementation	-	-	-	-	-
Other	139,012	139,012	-	139,012	139,012
Other	-	-	-	-	-
TOTAL REVENUE FROM FEDERAL SOURCES	591,774	591,774	-	591,774	591,774
LOCAL and OTHER REVENUE					
Contributions and Donations	240,000	240,000	-	240,000	240,000
Fundraising	50,000	50,000	-	50,000	50,000
Erate Reimbursement	-	-	-	-	-
Earnings on Investments	-	-	-	-	-
Interest Income	1,800	1,800	-	1,800	1,800
Food Service (Income from meals)	-	-	-	-	-
Text Book	43,317	43,317	-	43,317	43,317
OTHER	-	-	-	-	-
TOTAL REVENUE FROM LOCAL and OTHER SOURCES	335,117	335,117	-	335,117	335,117
TOTAL REVENUE	10,371,562	10,371,562	-	10,371,562	10,371,562

DESCRIPTION OF ASSUMPTIONS

Charter School Dissemination Grant

			BRONX CHARTER SCHOOL FOR BETTER LEARNING					DESCRIPTION OF ASSUMPTIONS
			Budget / Operating Plan					
			2018-19					
Total Revenue			10,371,562	10,371,562	-	10,371,562	10,371,562	
Total Expenses			10,236,899	10,236,899	-	(10,236,899)	(10,236,899)	
Net Income			134,663	134,663	-	134,663	134,663	
Actual Student Enrollment								
			Total Year			VARIANCE		
			Original Budget	Revised Budget	Variance	Original Budget vs. PY Budget	Revised Budget vs. PY Budget	
EXPENSES								
ADMINISTRATIVE STAFF PERSONNEL COSTS		Avg. No. of Positions						
Executive Management	0.50		112,296	112,296	-	(112,296)	(112,296)	Half time of ED Principal and Asst. Principal .5 Director of Development, 1 Curriculum Coordinator, Partial FTE of 4 PD&Instruction Specialists
Instructional Management	2.00		265,552	265,552	-	(265,552)	(265,552)	
Deans, Directors & Coordinators	4.50		475,044	475,044	-	(475,044)	(475,044)	
CFO / Director of Finance	-		-	-	-	-	-	
Operation / Business Manager	0.50		42,000	42,000	-	(42,000)	(42,000)	
Administrative Staff	4.00		207,293	207,293	-	(207,293)	(207,293)	
TOTAL ADMINISTRATIVE STAFF	11.50		1,102,185	1,102,185	-	(1,102,185)	(1,102,185)	
INSTRUCTIONAL PERSONNEL COSTS								
Teachers - Regular	45.00		3,129,921	3,129,921	-	(3,129,921)	(3,129,921)	40 GenEd Teachers and 1 UPK Teacher; 4 Teaching Fellows 0 Subs are counted as 1 FTE - several staff receive per diem 0 PhysEd, Art, Music 0 Guidance, Social Work, Student Support Summer Program and Afterschool Enrichment - several staff receive per diem
Teachers - SPED	6.00		403,472	403,472	-	(403,472)	(403,472)	
Substitute Teachers	1.00		8,076	8,076	-	(8,076)	(8,076)	
Teaching Assistants	30.00		1,051,585	1,051,585	-	(1,051,585)	(1,051,585)	
Specialty Teachers	3.00		182,791	182,791	-	(182,791)	(182,791)	
Aides	-		-	-	-	-	-	
Therapists & Counselors	4.50		295,488	295,488	-	(295,488)	(295,488)	
Other	1.00		466,621	466,621	-	(466,621)	(466,621)	
TOTAL INSTRUCTIONAL	90.50		5,537,954	5,537,954	-	(5,537,954)	(5,537,954)	
NON-INSTRUCTIONAL PERSONNEL COSTS								
Nurse	-		-	-	-	-	-	
Librarian	-		-	-	-	-	-	
Custodian	-		-	-	-	-	-	
Security	-		-	-	-	-	-	
Other	0.50		53,756	53,756	-	(53,756)	(53,756)	
TOTAL NON-INSTRUCTIONAL	0.50		53,756	53,756	-	(53,756)	(53,756)	
SUBTOTAL PERSONNEL SERVICE COSTS		102.50	6,693,895	6,693,895	-	(6,693,895)	(6,693,895)	

BRONX CHARTER SCHOOL FOR BETTER LEARNING
Budget / Operating Plan
2018-19

Total Revenue	10,371,562	10,371,562	-	10,371,562	10,371,562
Total Expenses	10,236,899	10,236,899	-	(10,236,899)	(10,236,899)
Net Income	134,663	134,663	-	134,663	134,663
Actual Student Enrollment					

	Total Year			VARIANCE	
	Original Budget	Revised Budget	Variance	Original Budget vs. PY Budget	Revised Budget vs. PY Budget
PAYROLL TAXES AND BENEFITS					
Payroll Taxes	512,076	512,076	-	(512,076)	(512,076)
Fringe / Employee Benefits	1,290,232	1,290,232	-	(1,290,232)	(1,290,232)
Retirement / Pension	242,400	242,400	-	(242,400)	(242,400)
TOTAL PAYROLL TAXES AND BENEFITS	2,044,708	2,044,708	-	(2,044,708)	(2,044,708)
TOTAL PERSONNEL SERVICE COSTS	8,738,603	8,738,603	-	(8,738,603)	(8,738,603)
CONTRACTED SERVICES					
Accounting / Audit	68,524	68,524	-	(68,524)	(68,524)
Legal	19,412	19,412	-	(19,412)	(19,412)
Management Company Fee	-	-	-	-	-
Nurse Services	-	-	-	-	-
Food Service / School Lunch	-	-	-	-	-
Payroll Services	26,444	26,444	-	(26,444)	(26,444)
Special Ed Services	-	-	-	-	-
Titlement Services (i.e. Title I)	-	-	-	-	-
Other Purchased / Professional / Consulting	162,923	162,923	-	(162,923)	(162,923)
TOTAL CONTRACTED SERVICES	277,303	277,303	-	(277,303)	(277,303)

DESCRIPTION OF ASSUMPTIONS

Assumes all employees contribute maximum allowable for match

BRONX CHARTER SCHOOL FOR BETTER LEARNING
Budget / Operating Plan

2018-19

Total Revenue	10,371,562	10,371,562	-	10,371,562	10,371,562
Total Expenses	10,236,899	10,236,899	-	(10,236,899)	(10,236,899)
Net Income	134,663	134,663	-	134,663	134,663
Actual Student Enrollment					

	Total Year			VARIANCE	
	Original Budget	Revised Budget	Variance	Original Budget vs. PY Budget	Revised Budget vs. PY Budget

DESCRIPTION OF ASSUMPTIONS

SCHOOL OPERATIONS

Board Expenses	-	-	-	-	-
Classroom / Teaching Supplies & Materials	91,760	91,760	-	(91,760)	(91,760)
Special Ed Supplies & Materials	-	-	-	-	-
Textbooks / Workbooks	8,164	8,164	-	(8,164)	(8,164)
Supplies & Materials other	62,036	62,036	-	(62,036)	(62,036)
Equipment / Furniture	-	-	-	-	-
Telephone	106,576	106,576	-	(106,576)	(106,576)
Technology	53,954	53,954	-	(53,954)	(53,954)
Student Testing & Assessment	19,998	19,998	-	(19,998)	(19,998)
Field Trips	17,400	17,400	-	(17,400)	(17,400)
Transportation (student)	-	-	-	-	-
Student Services - other	8,756	8,756	-	(8,756)	(8,756)
Office Expense	41,480	41,480	-	(41,480)	(41,480)
Staff Development	218,014	218,014	-	(218,014)	(218,014)
Staff Recruitment	2,040	2,040	-	(2,040)	(2,040)
Student Recruitment / Marketing	3,886	3,886	-	(3,886)	(3,886)
School Meals / Lunch	15,195	15,195	-	(15,195)	(15,195)
Travel (Staff)	16,955	16,955	-	(16,955)	(16,955)
Fundraising	28,560	28,560	-	(28,560)	(28,560)
Other	145,414	145,414	-	(145,414)	(145,414)
TOTAL SCHOOL OPERATIONS	840,188	840,188	-	(840,188)	(840,188)

FACILITY OPERATION & MAINTENANCE

Insurance	43,760	43,760	-	(43,760)	(43,760)
Janitorial	-	-	-	-	-
Building and Land Rent / Lease / Facility Finance Interest	10,980	10,980	-	(10,980)	(10,980)
Repairs & Maintenance	14,784	14,784	-	(14,784)	(14,784)
Equipment / Furniture	125,080	125,080	-	(125,080)	(125,080)
Security	-	-	-	-	-
Utilities	-	-	-	-	-
TOTAL FACILITY OPERATION & MAINTENANCE	194,604	194,604	-	(194,604)	(194,604)

DEPRECIATION & AMORTIZATION

RESERVES / CONTINGENCY

DEFERRED RENT

	186,201	186,201	-	(186,201)	(186,201)
	-	-	-	-	-

BRONX CHARTER SCHOOL FOR BETTER LEARNING
Budget / Operating Plan
2018-19

Total Revenue	10,371,562	10,371,562	-	10,371,562	10,371,562
Total Expenses	10,236,899	10,236,899	-	(10,236,899)	(10,236,899)
Net Income	134,663	134,663	-	134,663	134,663
Actual Student Enrollment					
	Total Year			VARIANCE	
	Original Budget	Revised Budget	Variance	Original Budget vs. PY Budget	Revised Budget vs. PY Budget
TOTAL EXPENSES	10,236,899	10,236,899	-	(10,236,899)	(10,236,899)
NET INCOME	134,663	134,663	-	134,663	134,663

DESCRIPTION OF ASSUMPTIONS

		BRONX CHARTER SCHOOL FOR BETTER LEARNING						DESCRIPTION OF ASSUMPTIONS
		Budget / Operating Plan						
		2018-19						
Total Revenue		10,371,562	10,371,562	-	10,371,562	10,371,562		
Total Expenses		10,236,899	10,236,899	-	(10,236,899)	(10,236,899)		
Net Income		134,663	134,663	-	134,663	134,663		
Actual Student Enrollment								
		Total Year			VARIANCE			
		Original Budget	Revised Budget	Variance	Original Budget vs. PY Budget	Revised Budget vs. PY Budget		
ENROLLMENT - *School Districts Are Linked To Above Entries*								
Number of Districts:								
NYC CHANCELLOR'S OFFICE								
MT VERNON SCHOOL DISTRICT								
-								
-								
-								
-								
-								
-								
-								
-								
-								
-								
-								
-								
ALL OTHER School Districts: (Weighted Avg)								
TOTAL ENROLLMENT								
REVENUE PER PUPIL								
EXPENSES PER PUPIL								

	BRONX CHARTER SCHOOL FOR BETTER LEARNING Budget / Operating Plan 2018-19							
Total Revenue	-	2,330,371	-	-	2,516,054	-	-	2,662,083
Total Expenses	-	1,506,864	-	-	2,538,524	-	-	2,470,506
Net Income	-	823,508	-	-	(22,470)	-	-	191,578
Actual Student Enrollment	534	550	-	-	550	-	-	550
	Prior Year Actual 2017-18 Revenue Per Pupil	1st Quarter - 7/1 - 9/30			2nd Quarter - 10/1 - 12/31			3rd Quarter - 1/1 - 3/31
		Original Budget	Revised Budget	Variance	Original Budget	Revised Budget	Variance	Original Budget
CASH FLOW ADJUSTMENTS								
OPERATING ACTIVITIES {enter descriptions below}								
Example - Add Back Depreciation	-	-	-	-	-	-	-	-
Other	-	-	-	-	-	-	-	-
Total Operating Activities	-	-	-	-	-	-	-	-
INVESTMENT ACTIVITIES {enter descriptions below}								
Example - Subtract Property and Equipment Expenditures	-	-	-	-	-	-	-	-
Other	-	-	-	-	-	-	-	-
Total Investment Activities	-	-	-	-	-	-	-	-
FINANCING ACTIVITIES {enter descriptions below}								
Example - Add Expected Proceeds from a Loan or Line of Credit	-	-	-	-	-	-	-	-
Other	-	-	-	-	-	-	-	-
Total Financing Activities	-	-	-	-	-	-	-	-
Total Cash Flow Adjustments	-	-	-	-	-	-	-	-
NET INCOME	-	823,508	-	-	(22,470)	-	-	191,578
Beginning Cash Balance	-	-	-	-	823,508	-	-	801,038
ENDING CASH BALANCE	-	823,508	-	-	801,038	-	-	992,616

Total Revenue	-	-	2,863,053	-	-
Total Expenses	-	-	3,721,006	-	-
Net Income	-	-	(857,953)	-	-
Actual Student Enrollment	-	-	550	-	-
	Quarter - 1/1 - 3/31		4th Quarter - 4/1 - 6/30		
	Revised Budget	Variance	Original Budget	Revised Budget	Variance
CASH FLOW ADJUSTMENTS					
OPERATING ACTIVITIES {enter descriptions below}					
Example - Add Back Depreciation	-	-	-	-	-
Other	-	-	-	-	-
Total Operating Activities	-	-	-	-	-
INVESTMENT ACTIVITIES {enter descriptions below}					
Example - Subtract Property and Equipment Expenditures	-	-	-	-	-
Other	-	-	-	-	-
Total Investment Activities	-	-	-	-	-
FINANCING ACTIVITIES {enter descriptions below}					
Example - Add Expected Proceeds from a Loan or Line of Credit	-	-	-	-	-
Other	-	-	-	-	-
Total Financing Activities	-	-	-	-	-
Total Cash Flow Adjustments	-	-	-	-	-
NET INCOME	-	-	(857,953)	-	-
Beginning Cash Balance	-	-	992,616	-	-
ENDING CASH BALANCE	-	-	134,663	-	-

		BRONX CHARTER SCHOOL FOR BETTER LEARNING					DESCRIPTION OF ASSUMPTIONS
		Budget / Operating Plan				2018-19	
Total Revenue		10,371,562	10,371,562	-	10,371,562	10,371,562	
Total Expenses		10,236,899	10,236,899	-	(10,236,899)	(10,236,899)	
Net Income		134,663	134,663	-	134,663	134,663	
Actual Student Enrollment							
		Total Year			VARIANCE		
		Original Budget	Revised Budget	Variance	Original Budget vs. PY Budget	Revised Budget vs. PY Budget	
CASH FLOW ADJUSTMENTS							
OPERATING ACTIVITIES {enter descriptions below}							
Example - Add Back Depreciation		-	-	-	-	-	
Other		-	-	-	-	-	
Total Operating Activities		-	-	-	-	-	
INVESTMENT ACTIVITIES {enter descriptions below}							
Example - Subtract Property and Equipment Expenditures		-	-	-	-	-	
Other		-	-	-	-	-	
Total Investment Activities		-	-	-	-	-	
FINANCING ACTIVITIES {enter descriptions below}							
Example - Add Expected Proceeds from a Loan or Line of Credit		-	-	-	-	-	
Other		-	-	-	-	-	
Total Financing Activities		-	-	-	-	-	
Total Cash Flow Adjustments		-	-	-	-	-	
NET INCOME		134,663	134,663	-	134,663	134,663	
Beginning Cash Balance		-	-	-	-	-	
ENDING CASH BALANCE		134,663	134,663	-	134,663	134,663	

**BRONX CHARTER SCHOOL FOR BETTER LEARNING
BALANCE SHEET
2018-19**

#N/A

	Prior Year	Q1	Q2	Q3	Q4
	2017-18	As of 9/30	As of 12/31	As of 3/31	As of 6/30
<u>ASSETS</u>					
<u>CURRENT ASSETS</u>					
Cash and cash equivalents	-	-	-	-	-
Grants and contracts receivable	-	-	-	-	-
Accounts receivables	-	-	-	-	-
Prepaid Expenses	-	-	-	-	-
Contributions and other receivables	-	-	-	-	-
TOTAL CURRENT ASSETS	-	-	-	-	-
<u>PROPERTY, BUILDING AND EQUIPMENT, net</u>					
	-	-	-	-	-
<u>OTHER ASSETS</u>					
	-	-	-	-	-
TOTAL ASSETS	-	-	-	-	-
<u>LIABILITIES AND NET ASSETS</u>					
<u>CURRENT LIABILITIES</u>					
Accounts payable and accrued expenses	-	-	-	-	-
Accrued payroll and benefits	-	-	-	-	-
Deferred Revenue	-	-	-	-	-
Current maturities of long-term debt	-	-	-	-	-
Short Term Debt - Bonds, Notes Payable	-	-	-	-	-
Other	-	-	-	-	-
TOTAL CURRENT LIABILITIES	-	-	-	-	-
<u>LONG-TERM DEBT and NOTES PAYABLE, net current maturities</u>					
	-	-	-	-	-
TOTAL LIABILITIES	-	-	-	-	-
<u>NET ASSETS</u>					
Unrestricted	-	-	-	-	-
Temporarily restricted	-	-	-	-	-
TOTAL NET ASSETS	-	-	-	-	-
TOTAL LIABILITIES AND NET ASSETS	-	-	-	-	-

Budget / Operating Plan

Total Revenue	-	2,330,371	-	-	2,516,054	-	-
Total Expenses	-	1,506,864	-	-	2,538,524	-	-
Net Income	-	823,508	-	-	(22,470)	-	-
Actual Student Enrollment	-	550	-	-	550	-	-

3rd C

Actual	Current Budget	Variance	Actual	Current Budget	Variance	Actual
--------	----------------	----------	--------	----------------	----------	--------

2018-19
Per Pupil RateNYC CHANCELLOR'S OFFICE
MT VERNON SCHOOL DISTRICT[illegible]

TOTAL Per Pupil Revenue (Weighted Average Per Pupil Funding)	15,348
--	--------

Grants

DYCD (Department of Youth and Community Development)

NYC DoE Rental Assistance

Other

	2,077,925	-		2,077,925	-	
	32,459	-		32,459	-	
	-	-		-	-	
	-	-		-	-	
	-	-		-	-	
	-	-		-	-	
	-	-		-	-	
	-	-		-	-	
	-	-		-	-	
	-	-		-	-	
	-	-		-	-	
	-	-		-	-	
	-	-		-	-	
	-	-		-	-	
	-	-		-	-	
	-	-		-	-	
-	2,110,384	-	-	2,110,384	-	-
	147,196	-		147,196	-	

IDEA Special Needs

Title I

Title Funding - Other

School Food Service (Free Lunch)

Grants

Charter School Program (CSP) Planning & Implementation

Other

	-	-		-	-	
	-	-		-	-	
	-	-		-	-	
	-	-		-	-	
	18,000	-		54,000	-	
-	2,275,580	-	-	2,311,580	-	-

	-	-		-	-	
	31,586	-		94,759	-	
	8,854	-		26,561	-	
	-	-		-	-	

	-	-		-	-	
	13,901	-		41,704	-	

BRONX CHARTER SCHOOL FOR BET

Budget / Operating Plan

2018-19

Total Revenue	-	2,330,371	-	-	2,516,054	-	-
Total Expenses	-	1,506,864	-	-	2,538,524	-	-
Net Income	-	823,508	-	-	(22,470)	-	-
Actual Student Enrollment	-	550	-	-	550	-	-

	1st Quarter - 7/1 - 9/30			2nd Quarter - 10/1 - 12/31			3rd Quarter - 1/1 - 3/31
	Actual	Current Budget	Variance	Actual	Current Budget	Variance	Actual
Other		-	-		-	-	
TOTAL REVENUE FROM FEDERAL SOURCES	-	54,341	-	-	163,024	-	-
LOCAL and OTHER REVENUE							
Contributions and Donations		-	-		41,000	-	
Fundraising		-	-		-	-	
Erate Reimbursement		-	-		-	-	
Earnings on Investments		-	-		-	-	
Interest Income		450	-		450	-	
Food Service (Income from meals)		-	-		-	-	
Text Book		-	-		-	-	
OTHER		-	-		-	-	
TOTAL REVENUE FROM LOCAL and OTHER SOURCES	-	450	-	-	41,450	-	-
TOTAL REVENUE	-	<u>2,330,371</u>	-	-	<u>2,516,054</u>	-	-

BRONX CHARTER SCHOOL FOR BET

Budget / Operating Plan

2018-19

Total Revenue	- 2,330,371	-	- 2,516,054	-	-
Total Expenses	- 1,506,864	-	- 2,538,524	-	-
Net Income	- 823,508	-	- (22,470)	-	-
Actual Student Enrollment	- 550	-	- 550	-	-

	1st Quarter - 7/1 - 9/30			2nd Quarter - 10/1 - 12/31			3rd Quarter
	Actual	Current Budget	Variance	Actual	Current Budget	Variance	Actual

***NOTE: Enrollment, Revenue and Expenditure Data IN the 'Total and Variance Analysis' Section is Based on LAST ACTUAL Quarter Completed**

EXPENSES

Quarter 0

No. of Positions

ADMINISTRATIVE STAFF PERSONNEL COSTS

Executive Management	-	28,074	-	28,074	-	
Instructional Management	-	66,388	-	66,388	-	
Deans, Directors & Coordinators	-	47,231	-	118,761	-	
CFO / Director of Finance	-	-	-	-	-	
Operation / Business Manager	-	10,500	-	10,500	-	
Administrative Staff	-	51,823	-	51,823	-	
TOTAL ADMINISTRATIVE STAFF	-	204,016	-	275,546	-	-

INSTRUCTIONAL PERSONNEL COSTS

Teachers - Regular	-	260,819	-	782,458	-	
Teachers - SPED	-	33,623	-	100,868	-	
Substitute Teachers	-	808	-	2,423	-	
Teaching Assistants	-	87,632	-	262,896	-	
Specialty Teachers	-	15,232	-	45,698	-	
Aides	-	-	-	-	-	
Therapists & Counselors	-	24,624	-	73,872	-	
Other	-	99,295	-	168,736	-	
TOTAL INSTRUCTIONAL	-	522,033	-	1,436,951	-	-

NON-INSTRUCTIONAL PERSONNEL COSTS

Nurse	-	-	-	-	-	
Librarian	-	-	-	-	-	
Custodian	-	-	-	-	-	
Security	-	-	-	-	-	
Other	-	13,439	-	13,439	-	
TOTAL NON-INSTRUCTIONAL	-	13,439	-	13,439	-	-

SUBTOTAL PERSONNEL SERVICE COSTS

-	-	739,488	-	1,725,936	-	-
---	---	---------	---	-----------	---	---

PAYROLL TAXES AND BENEFITS

Payroll Taxes		56,571	-	132,034	-	
Fringe / Employee Benefits		322,558	-	322,558	-	
Retirement / Pension		60,600	-	60,600	-	
TOTAL PAYROLL TAXES AND BENEFITS		439,729	-	515,192	-	-

TOTAL PERSONNEL SERVICE COSTS

-	-	1,179,217	-	2,241,128	-	-
---	---	-----------	---	-----------	---	---

BRONX CHARTER SCHOOL FOR BET

Budget / Operating Plan

2018-19

Total Revenue	-	2,330,371	-	-	2,516,054	-	-
Total Expenses	-	1,506,864	-	-	2,538,524	-	-
Net Income	-	823,508	-	-	(22,470)	-	-
Actual Student Enrollment	-	550	-	-	550	-	-

*NOTE: Enrollment, Revenue and Expenditure Data IN the 'Total and Variance Analysis' Section is Based on LAST ACTUAL Quarter Completed	1st Quarter - 7/1 - 9/30			2nd Quarter - 10/1 - 12/31			3rd Quarter - 1/1 - 3/31
	Actual	Current Budget	Variance	Actual	Current Budget	Variance	Actual
CONTRACTED SERVICES							
Accounting / Audit		10,881	-		10,881	-	
Legal		4,853	-		4,853	-	
Management Company Fee		-	-		-	-	
Nurse Services		-	-		-	-	
Food Service / School Lunch		-	-		-	-	
Payroll Services		6,611	-		6,611	-	
Special Ed Services		-	-		-	-	
Titlement Services (i.e. Title I)		-	-		-	-	
Other Purchased / Professional / Consulting		34,484	-		42,813	-	
TOTAL CONTRACTED SERVICES	-	56,829	-	-	65,158	-	-

BRONX CHARTER SCHOOL FOR BET

Budget / Operating Plan

2018-19

Total Revenue	- 2,330,371 -	- 2,516,054 -	-	-
Total Expenses	- 1,506,864 -	- 2,538,524 -	-	-
Net Income	- 823,508 -	- (22,470) -	-	-
Actual Student Enrollment	- 550 -	- 550 -	-	-

	1st Quarter - 7/1 - 9/30			2nd Quarter - 10/1 - 12/31			3rd Quarter
	Actual	Current Budget	Variance	Actual	Current Budget	Variance	Actual

***NOTE: Enrollment, Revenue and Expenditure Data IN the 'Total and Variance Analysis' Section is Based on LAST ACTUAL Quarter Completed**

SCHOOL OPERATIONS

Board Expenses	-	-	-	-	-	-	-
Classroom / Teaching Supplies & Materials	50,468	-	-	13,764	-	-	-
Special Ed Supplies & Materials	-	-	-	-	-	-	-
Textbooks / Workbooks	-	-	-	-	-	-	-
Supplies & Materials other	32,247	-	-	8,795	-	-	-
Equipment / Furniture	-	-	-	-	-	-	-
Telephone	26,644	-	-	26,644	-	-	-
Technology	5,552	-	-	5,552	-	-	-
Student Testing & Assessment	-	-	-	9,999	-	-	-
Field Trips	-	-	-	8,700	-	-	-
Transportation (student)	-	-	-	-	-	-	-
Student Services - other	875	-	-	2,627	-	-	-
Office Expense	10,370	-	-	10,370	-	-	-
Staff Development	35,546	-	-	58,947	-	-	-
Staff Recruitment	-	-	-	-	-	-	-
Student Recruitment / Marketing	-	-	-	-	-	-	-
School Meals / Lunch	1,266	-	-	3,799	-	-	-
Travel (Staff)	3,083	-	-	4,624	-	-	-
Fundraising	-	-	-	-	-	-	-
Other	56,116	-	-	29,766	-	-	-
TOTAL SCHOOL OPERATIONS	- 222,167	-	-	- 183,587	-	-	-

FACILITY OPERATION & MAINTENANCE

Insurance	10,940	-	-	10,940	-	-	-
Janitorial	-	-	-	-	-	-	-
Building and Land Rent / Lease / Facility Finance Interest	2,745	-	-	2,745	-	-	-
Repairs & Maintenance	3,696	-	-	3,696	-	-	-
Equipment / Furniture	31,270	-	-	31,270	-	-	-
Security	-	-	-	-	-	-	-
Utilities	-	-	-	-	-	-	-
TOTAL FACILITY OPERATION & MAINTENANCE	- 48,651	-	-	- 48,651	-	-	-

DEPRECIATION & AMORTIZATION

RESERVES / CONTINGENCY

DEFERRED RENT

	-	-	-	-	-	-	-
	-	-	-	-	-	-	-
	-	-	-	-	-	-	-

BRONX CHARTER SCHOOL FOR BET

Budget / Operating Plan

2018-19

Total Revenue	-	2,330,371	-	-	2,516,054	-	-
Total Expenses	-	1,506,864	-	-	2,538,524	-	-
Net Income	-	823,508	-	-	(22,470)	-	-
Actual Student Enrollment	-	550	-	-	550	-	-

*NOTE: Enrollment, Revenue and Expenditure Data IN the 'Total and Variance Analysis' Section is Based on LAST ACTUAL Quarter Completed	1st Quarter - 7/1 - 9/30			2nd Quarter - 10/1 - 12/31			3rd Quarter - 1/1 - 3/31
	Actual	Current Budget	Variance	Actual	Current Budget	Variance	Actual
TOTAL EXPENSES	-	1,506,864	-	-	2,538,524	-	-
NET INCOME	-	823,508	-	-	(22,470)	-	-

2018-19

2018-19

***NOTE: Enrollment, Revenue and Expenditure Data IN the 'Total and Variance Analysis' Section is Based on LAST ACTUAL Quarter Completed**

ENROLLMENT - *School Districts Are Linked To Above Entries*						
NYC CHANCELLOR'S OFFICE	-	543	-	-	543	-
MT VERNON SCHOOL DISTRICT	-	7	-	-	7	-
-	-	-	-	-	-	-
-	-	-	-	-	-	-
-	-	-	-	-	-	-
-	-	-	-	-	-	-
-	-	-	-	-	-	-
-	-	-	-	-	-	-
-	-	-	-	-	-	-
-	-	-	-	-	-	-
-	-	-	-	-	-	-
-	-	-	-	-	-	-
-	-	-	-	-	-	-
-	-	-	-	-	-	-
-	-	-	-	-	-	-
-	-	-	-	-	-	-
-	-	-	-	-	-	-
-	-	-	-	-	-	-
-	-	-	-	-	-	-
-	-	-	-	-	-	-
-	-	-	-	-	-	-
ALL OTHER School Districts: (Count = 0)	-	-	-	-	-	-
TOTAL ENROLLMENT	=	550	=	=	550	=
REVENUE PER PUPIL	=	4,237	=	=	4,575	=
EXPENSES PER PUPIL	-	2,740	-	-	4,615	-

TER LEARNING

n

Total Revenue	2,662,083	-	-	2,863,053	-
Total Expenses	2,470,506	-	-	3,721,006	-
Net Income	191,578	-	-	(857,953)	-
Actual Student Enrollment	550	-	-	550	-

*NOTE: Enrollment, Revenue and Expenditure Data IN the 'Total and Variance Analysis' Section is Based on LAST ACTUAL Quarter Completed	Quarter - 1/1 - 3/31		4th Quarter - 4/1 - 6/30		
	Current Budget	Variance	Actual	Current Budget	Variance

REVENUE

REVENUES FROM STATE SOURCES

Per Pupil Revenue

2018-19
Per Pupil Rate

NYC CHANCELLOR'S OFFICE
MT VERNON SCHOOL DISTRICT

-

-

-

-

-

-

-

-

-

-

-

-

-

ALL OTHER School Districts: (Count = 0)

TOTAL Per Pupil Revenue (Weighted Average Per Pupil Funding)

Special Education Revenue

Grants

Stimulus

DYCD (Department of Youth and Community Development)

Other

NYC DoE Rental Assistance

Other

TOTAL REVENUE FROM STATE SOURCES

REVENUE FROM FEDERAL FUNDING

IDEA Special Needs

Title I

Title Funding - Other

School Food Service (Free Lunch)

Grants

Charter School Program (CSP) Planning & Implementation

Other

2,077,925	-		2,077,925	-
32,459	-		32,459	-
-	-		-	-
-	-		-	-
-	-		-	-
-	-		-	-
-	-		-	-
-	-		-	-
-	-		-	-
-	-		-	-
-	-		-	-
-	-		-	-
-	-		-	-
-	-		-	-
-	-		-	-
-	-		-	-
-	-		-	-
2,110,384	-	-	2,110,384	-
147,196	-		147,196	-
-	-		-	-
-	-		-	-
-	-		234,350	-
-	-		-	-
54,000	-		54,000	-
2,311,580	-	-	2,545,930	-
48,362	-		-	-
94,759	-		94,759	-
26,561	-		26,561	-
-	-		-	-
-	-		-	-
41,704	-		41,703	-

TER LEARNING n					
Total Revenue	2,662,083	-	-	2,863,053	-
Total Expenses	2,470,506	-	-	3,721,006	-
Net Income	191,578	-	-	(857,953)	-
Actual Student Enrollment	550	-	-	550	-
		Quarter - 1/1 - 3/31		4th Quarter - 4/1 - 6/30	
*NOTE: Enrollment, Revenue and Expenditure Data IN the 'Total and Variance Analysis' Section is Based on LAST ACTUAL Quarter Completed					
		Current Budget	Variance	Actual	Current Budget Variance
Other		-	-		- -
TOTAL REVENUE FROM FEDERAL SOURCES		211,386	-	-	163,023 -
LOCAL and OTHER REVENUE					
Contributions and Donations		118,667	-		80,333 -
Fundraising		20,000	-		30,000 -
Erate Reimbursement		-	-		- -
Earnings on Investments		-	-		- -
Interest Income		450	-		450 -
Food Service (Income from meals)		-	-		- -
Text Book		-	-		43,317 -
OTHER		-	-		- -
TOTAL REVENUE FROM LOCAL and OTHER SOURCES		139,117	-	-	154,100 -
TOTAL REVENUE		2,662,083	-	-	2,863,053 -

TER LEARNING n						
Total Revenue	2,662,083	-	-	2,863,053	-	
Total Expenses	2,470,506	-	-	3,721,006	-	
Net Income	191,578	-	-	(857,953)	-	
Actual Student Enrollment	550	-	-	550	-	
		Quarter - 1/1 - 3/31		4th Quarter - 4/1 - 6/30		
*NOTE: Enrollment, Revenue and Expenditure Data IN the 'Total and Variance Analysis' Section is Based on LAST ACTUAL Quarter Completed						
		Current Budget	Variance	Actual	Current Budget	Variance
EXPENSES	Quarter 0					
ADMINISTRATIVE STAFF PERSONNEL COSTS	No. of Positions					
Executive Management	-	28,074	-		28,074	-
Instructional Management	-	66,388	-		66,388	-
Deans, Directors & Coordinators	-	118,761	-		190,291	-
CFO / Director of Finance	-	-	-		-	-
Operation / Business Manager	-	10,500	-		10,500	-
Administrative Staff	-	51,823	-		51,823	-
TOTAL ADMINISTRATIVE STAFF	-	275,546	-	-	347,076	-
INSTRUCTIONAL PERSONNEL COSTS						
Teachers - Regular	-	782,548	-		1,304,096	-
Teachers - SPED	-	100,868	-		168,113	-
Substitute Teachers	-	2,423	-		2,422	-
Teaching Assistants	-	262,896	-		438,161	-
Specialty Teachers	-	45,698	-		76,163	-
Aides	-	-	-		-	-
Therapists & Counselors	-	73,872	-		123,120	-
Other	-	99,295	-		99,295	-
TOTAL INSTRUCTIONAL	-	1,367,600	-	-	2,211,370	-
NON-INSTRUCTIONAL PERSONNEL COSTS						
Nurse	-	-	-		-	-
Librarian	-	-	-		-	-
Custodian	-	-	-		-	-
Security	-	-	-		-	-
Other	-	13,439	-		13,439	-
TOTAL NON-INSTRUCTIONAL	-	13,439	-	-	13,439	-
SUBTOTAL PERSONNEL SERVICE COSTS	-	1,656,585	-	-	2,571,885	-
PAYROLL TAXES AND BENEFITS						
Payroll Taxes		126,722	-		196,749	-
Fringe / Employee Benefits		322,558	-		322,558	-
Retirement / Pension		60,600	-		60,600	-
TOTAL PAYROLL TAXES AND BENEFITS		509,880	-	-	579,907	-
TOTAL PERSONNEL SERVICE COSTS	-	2,166,465	-	-	3,151,792	-

TER LEARNING n					
Total Revenue	2,662,083	-	-	2,863,053	-
Total Expenses	2,470,506	-	-	3,721,006	-
Net Income	191,578	-	-	(857,953)	-
Actual Student Enrollment	550	-	-	550	-
		Quarter - 1/1 - 3/31		4th Quarter - 4/1 - 6/30	
*NOTE: Enrollment, Revenue and Expenditure Data IN the 'Total and Variance Analysis' Section is Based on LAST ACTUAL Quarter Completed		TER LEARNING n			
		Current Budget	Variance	Actual	Current Budget Variance
CONTRACTED SERVICES					
Accounting / Audit	10,881	-		35,881	-
Legal	4,853	-		4,853	-
Management Company Fee	-	-		-	-
Nurse Services	-	-		-	-
Food Service / School Lunch	-	-		-	-
Payroll Services	6,611	-		6,611	-
Special Ed Services	-	-		-	-
Titlement Services (i.e. Title I)	-	-		-	-
Other Purchased / Professional / Consulting	42,813	-		42,813	-
TOTAL CONTRACTED SERVICES	65,158	-	-	90,158	-

TER LEARNING n					
Total Revenue	2,662,083	-	-	2,863,053	-
Total Expenses	2,470,506	-	-	3,721,006	-
Net Income	191,578	-	-	(857,953)	-
Actual Student Enrollment	550	-	-	550	-
		Quarter - 1/1 - 3/31		4th Quarter - 4/1 - 6/30	
*NOTE: Enrollment, Revenue and Expenditure Data IN the 'Total and Variance Analysis' Section is Based on LAST ACTUAL Quarter Completed					
		Current Budget	Variance	Actual	Current Budget Variance
SCHOOL OPERATIONS					
Board Expenses	-	-		-	-
Classroom / Teaching Supplies & Materials	13,764	-		13,764	-
Special Ed Supplies & Materials	-	-		-	-
Textbooks / Workbooks	-	-		8,164	-
Supplies & Materials other	8,795	-		12,201	-
Equipment / Furniture	-	-		-	-
Telephone	26,644	-		26,644	-
Technology	5,552	-		37,298	-
Student Testing & Assessment	3,333	-		6,666	-
Field Trips	2,900	-		5,800	-
Transportation (student)	-	-		-	-
Student Services - other	2,627	-		2,627	-
Office Expense	10,370	-		10,370	-
Staff Development	58,947	-		64,574	-
Staff Recruitment	680	-		1,360	-
Student Recruitment / Marketing	1,295	-		2,591	-
School Meals / Lunch	3,799	-		6,331	-
Travel (Staff)	4,624	-		4,624	-
Fundraising	17,136	-		11,424	-
Other	29,766	-		29,766	-
TOTAL SCHOOL OPERATIONS	190,232	-	-	244,204	-
FACILITY OPERATION & MAINTENANCE					
Insurance	10,940	-		10,940	-
Janitorial	-	-		-	-
Building and Land Rent / Lease / Facility Finance Interest	2,745	-		2,745	-
Repairs & Maintenance	3,696	-		3,696	-
Equipment / Furniture	31,270	-		31,270	-
Security	-	-		-	-
Utilities	-	-		-	-
TOTAL FACILITY OPERATION & MAINTENANCE	48,651	-	-	48,651	-
DEPRECIATION & AMORTIZATION					
	-	-		186,201	-
RESERVES / CONTINGENCY					
	-	-		-	-
DEFERRED RENT					

TER LEARNING					
n					
TER LEARNING					
Total Revenue	2,662,083	-	-	2,863,053	-
Total Expenses	2,470,506	-	-	3,721,006	-
Net Income	191,578	-	-	(857,953)	-
Actual Student Enrollment	550	-	-	550	-
			Quarter - 1/1 - 3/31		4th Quarter - 4/1 - 6/30
*NOTE: Enrollment, Revenue and Expenditure Data IN the 'Total and Variance Analysis' Section is Based on LAST ACTUAL Quarter Completed			Quarter - 1/1 - 3/31		
			Budget	Variance	Actual Current Budget Variance
TOTAL EXPENSES			2,470,506	-	- 3,721,006 -
NET INCOME			191,578	-	- (857,953) -

TER LEARNING n					
Total Revenue	2,662,083	-	-	2,863,053	-
Total Expenses	2,470,506	-	-	3,721,006	-
Net Income	191,578	-	-	(857,953)	-
Actual Student Enrollment	Quarter - 1/1 - 3/31 550	-	-	550	-
*NOTE: Enrollment, Revenue and Expenditure Data IN the 'Total and Variance Analysis' Section is Based on LAST ACTUAL Quarter Completed		Quarter - 1/1 - 3/31		4th Quarter - 4/1 - 6/30	
		Current Budget	Variance	Actual	Current Budget Variance
ENROLLMENT - *School Districts Are Linked To Above Entries*					
NYC CHANCELLOR'S OFFICE	543	-	-	543	-
MT VERNON SCHOOL DISTRICT	7	-	-	7	-
-	-	-	-	-	-
-	-	-	-	-	-
-	-	-	-	-	-
-	-	-	-	-	-
-	-	-	-	-	-
-	-	-	-	-	-
-	-	-	-	-	-
-	-	-	-	-	-
-	-	-	-	-	-
-	-	-	-	-	-
-	-	-	-	-	-
-	-	-	-	-	-
-	-	-	-	-	-
ALL OTHER School Districts: (Count = 0)	-	-	-	-	-
TOTAL ENROLLMENT	550	-	-	550	-
REVENUE PER PUPIL	4,840	-	-	5,206	-
EXPENSES PER PUPIL	4,492	-	-	6,765	-

				BRONX CHARTER SCHOOL FOR BETTER LEARNING							
				Budget / Operating Plan							
				2018-19							
Total Revenue		-	-	-	10,371,562	(10,371,562)	-	-	10,371,562		
Total Expenses		-	-	-	10,236,899	10,236,899	-	-	10,236,899		
Net Income		-	-	-	134,663	(134,663)	-	-	134,663		
Actual Student Enrollment		-	-	-			-	-			
				TOTALS AND VARIANCE ANALYSIS							
*NOTE: Enrollment, Revenue and Expenditure Data IN the 'Total and Variance Analysis' Section is Based on LAST ACTUAL Quarter Completed				Actual	Current Budget (Current Quarter)	Actual vs. Current Budget	Current Budget - TY	Actual vs. Current Budget TY	Original Budget (Current Quarter)	Actual vs. Original Budget	Original Budget - TY
REVENUE											
REVENUES FROM STATE SOURCES											
Per Pupil Revenue		2018-19 Per Pupil Rate									
NYC CHANCELLOR'S OFFICE		15,307		-	-	-	8,311,701	(8,311,701)	-	-	8,311,701
MT VERNON SCHOOL DISTRICT		18,548		-	-	-	129,836	(129,836)	-	-	129,836
-		-		-	-	-	-	-	-	-	-
-		-		-	-	-	-	-	-	-	-
-		-		-	-	-	-	-	-	-	-
-		-		-	-	-	-	-	-	-	-
-		-		-	-	-	-	-	-	-	-
-		-		-	-	-	-	-	-	-	-
-		-		-	-	-	-	-	-	-	-
-		-		-	-	-	-	-	-	-	-
-		-		-	-	-	-	-	-	-	-
-		-		-	-	-	-	-	-	-	-
-		-		-	-	-	-	-	-	-	-
-		-		-	-	-	-	-	-	-	-
-		-		-	-	-	-	-	-	-	-
-		-		-	-	-	-	-	-	-	-
-		-		-	-	-	-	-	-	-	-
ALL OTHER School Districts: (Count = 0)		-		-	-	-	-	-	-	-	-
TOTAL Per Pupil Revenue (Weighted Average Per Pupil Funding)		15,348		-	-	-	8,441,537	(8,441,537)	-	-	8,441,537
Special Education Revenue				-	-	-	588,784	(588,784)	-	-	588,784
Grants				-	-	-	-	-	-	-	-
Stimulus				-	-	-	-	-	-	-	-
DYCD (Department of Youth and Community Development)				-	-	-	-	-	-	-	-
Other				-	-	-	234,350	(234,350)	-	-	234,350
NYC DoE Rental Assistance				-	-	-	-	-	-	-	-
Other				-	-	-	180,000	(180,000)	-	-	180,000
TOTAL REVENUE FROM STATE SOURCES				-	-	-	9,444,671	(9,444,671)	-	-	9,444,671
REVENUE FROM FEDERAL FUNDING											
IDEA Special Needs				-	-	-	48,362	(48,362)	-	-	48,362
Title I				-	-	-	315,863	(315,863)	-	-	315,863
Title Funding - Other				-	-	-	88,537	(88,537)	-	-	88,537
School Food Service (Free Lunch)				-	-	-	-	-	-	-	-
Grants				-	-	-	-	-	-	-	-
Charter School Program (CSP) Planning & Implementation				-	-	-	-	-	-	-	-
Other				-	-	-	139,012	(139,012)	-	-	139,012

				BRONX CHARTER SCHOOL FOR BETTER LEARNING				
				Budget / Operating Plan				
				2018-19				
Total Revenue	-	-	-	10,371,562	(10,371,562)	-	-	10,371,562
Total Expenses	-	-	-	10,236,899	10,236,899	-	-	10,236,899
Net Income	-	-	-	134,663	(134,663)	-	-	134,663
Actual Student Enrollment	-	-	-			-	-	
				TOTALS AND VARIANCE ANALYSIS				
*NOTE: Enrollment, Revenue and Expenditure Data IN the 'Total and Variance Analysis' Section is Based on LAST ACTUAL Quarter Completed				Actual	Current Budget (Current Quarter)	Actual vs. Current Budget	Current Budget - TY	Actual vs. Current Budget TY
				Original Budget (Current Quarter)	Actual vs. Original Budget	Original Budget - TY	Actual vs. Original Budget TY	
Other	-	-	-	-	-	-	-	-
TOTAL REVENUE FROM FEDERAL SOURCES	-	-	-	591,774	(591,774)	-	-	591,774
LOCAL and OTHER REVENUE								
Contributions and Donations	-	-	-	240,000	(240,000)	-	-	240,000
Fundraising	-	-	-	50,000	(50,000)	-	-	50,000
Erate Reimbursement	-	-	-	-	-	-	-	-
Earnings on Investments	-	-	-	-	-	-	-	-
Interest Income	-	-	-	1,800	(1,800)	-	-	1,800
Food Service (Income from meals)	-	-	-	-	-	-	-	-
Text Book	-	-	-	43,317	(43,317)	-	-	43,317
OTHER	-	-	-	-	-	-	-	-
TOTAL REVENUE FROM LOCAL and OTHER SOURCES	-	-	-	335,117	(335,117)	-	-	335,117
TOTAL REVENUE	-	-	-	10,371,562	(10,371,562)	-	-	10,371,562

				BRONX CHARTER SCHOOL FOR BETTER LEARNING							
				Budget / Operating Plan							
				2018-19							
Total Revenue	-	-	-	10,371,562	(10,371,562)	-	-	10,371,562			
Total Expenses	-	-	-	10,236,899	10,236,899	-	-	10,236,899			
Net Income	-	-	-	134,663	(134,663)	-	-	134,663			
Actual Student Enrollment	-	-	-			-	-				
*NOTE: Enrollment, Revenue and Expenditure Data IN the 'Total and Variance Analysis' Section is Based on LAST ACTUAL Quarter Completed				TOTALS AND VARIANCE ANALYSIS							
				Actual	Current Budget (Current Quarter)	Actual vs. Current Budget	Current Budget - TY	Actual vs. Current Budget TY	Original Budget (Current Quarter)	Actual vs. Original Budget	Original Budget - TY
EXPENSES											
ADMINISTRATIVE STAFF PERSONNEL COSTS											
Executive Management	-	Quarter 0	No. of Positions	-	-	-	112,296	112,296	-	-	112,296
Instructional Management	-			-	-	-	265,552	265,552	-	-	265,552
Deans, Directors & Coordinators	-			-	-	-	475,044	475,044	-	-	475,044
CFO / Director of Finance	-			-	-	-	-	-	-	-	-
Operation / Business Manager	-			-	-	-	42,000	42,000	-	-	42,000
Administrative Staff	-			-	-	-	207,293	207,293	-	-	207,293
TOTAL ADMINISTRATIVE STAFF	-			-	-	-	1,102,185	1,102,185	-	-	1,102,185
INSTRUCTIONAL PERSONNEL COSTS											
Teachers - Regular	-			-	-	-	3,129,921	3,129,921	-	-	3,129,921
Teachers - SPED	-			-	-	-	403,472	403,472	-	-	403,472
Substitute Teachers	-			-	-	-	8,076	8,076	-	-	8,076
Teaching Assistants	-			-	-	-	1,051,585	1,051,585	-	-	1,051,585
Specialty Teachers	-			-	-	-	182,791	182,791	-	-	182,791
Aides	-			-	-	-	-	-	-	-	-
Therapists & Counselors	-			-	-	-	295,488	295,488	-	-	295,488
Other	-			-	-	-	466,621	466,621	-	-	466,621
TOTAL INSTRUCTIONAL	-			-	-	-	5,537,954	5,537,954	-	-	5,537,954
NON-INSTRUCTIONAL PERSONNEL COSTS											
Nurse	-			-	-	-	-	-	-	-	-
Librarian	-			-	-	-	-	-	-	-	-
Custodian	-			-	-	-	-	-	-	-	-
Security	-			-	-	-	-	-	-	-	-
Other	-			-	-	-	53,756	53,756	-	-	53,756
TOTAL NON-INSTRUCTIONAL	-			-	-	-	53,756	53,756	-	-	53,756
SUBTOTAL PERSONNEL SERVICE COSTS				-	-	-	6,693,895	6,693,895	-	-	6,693,895
PAYROLL TAXES AND BENEFITS											
Payroll Taxes	-			-	-	-	512,076	512,076	-	-	512,076
Fringe / Employee Benefits	-			-	-	-	1,290,232	1,290,232	-	-	1,290,232
Retirement / Pension	-			-	-	-	242,400	242,400	-	-	242,400
TOTAL PAYROLL TAXES AND BENEFITS	-			-	-	-	2,044,708	2,044,708	-	-	2,044,708
TOTAL PERSONNEL SERVICE COSTS				-	-	-	8,738,603	8,738,603	-	-	8,738,603

				BRONX CHARTER SCHOOL FOR BETTER LEARNING				
				Budget / Operating Plan				
				2018-19				
Total Revenue	-	-	-	10,371,562	(10,371,562)	-	-	10,371,562
Total Expenses	-	-	-	10,236,899	10,236,899	-	-	10,236,899
Net Income	-	-	-	134,663	(134,663)	-	-	134,663
Actual Student Enrollment	-	-	-			-	-	
				TOTALS AND VARIANCE ANALYSIS				
*NOTE: Enrollment, Revenue and Expenditure Data IN the 'Total and Variance Analysis' Section is Based on LAST ACTUAL Quarter Completed				Current	Actual		Actual	Original
				Budget	vs.	Current	vs.	Budget
				(Current	Current	Budget - TY	Current	(Current
				Quarter)	Budget		Budget TY	Quarter)
				Actual				Original
CONTRACTED SERVICES								
Accounting / Audit	-	-	-	68,524	68,524	-	-	68,524
Legal	-	-	-	19,412	19,412	-	-	19,412
Management Company Fee	-	-	-	-	-	-	-	-
Nurse Services	-	-	-	-	-	-	-	-
Food Service / School Lunch	-	-	-	-	-	-	-	-
Payroll Services	-	-	-	26,444	26,444	-	-	26,444
Special Ed Services	-	-	-	-	-	-	-	-
Titlement Services (i.e. Title I)	-	-	-	-	-	-	-	-
Other Purchased / Professional / Consulting	-	-	-	162,923	162,923	-	-	162,923
TOTAL CONTRACTED SERVICES	-	-	-	277,303	277,303	-	-	277,303

				BRONX CHARTER SCHOOL FOR BETTER LEARNING				
				Budget / Operating Plan				
				2018-19				
Total Revenue	-	-	-	10,371,562	(10,371,562)	-	-	10,371,562
Total Expenses	-	-	-	10,236,899	10,236,899	-	-	10,236,899
Net Income	-	-	-	134,663	(134,663)	-	-	134,663
Actual Student Enrollment	-	-	-			-	-	
				TOTALS AND VARIANCE ANALYSIS				
*NOTE: Enrollment, Revenue and Expenditure Data IN the 'Total and Variance Analysis' Section is Based on LAST ACTUAL Quarter Completed				Current	Actual	Current	Actual	Original
				Budget	vs.	Budget	vs.	Budget
				(Current	Current	Current	Current	(Current
				Quarter)	Budget	Budget - TY	Budget TY	Quarter)
				Actual				Original
SCHOOL OPERATIONS								
Board Expenses	-	-	-	-	-	-	-	-
Classroom / Teaching Supplies & Materials	-	-	-	91,760	91,760	-	-	91,760
Special Ed Supplies & Materials	-	-	-	-	-	-	-	-
Textbooks / Workbooks	-	-	-	8,164	8,164	-	-	8,164
Supplies & Materials other	-	-	-	62,036	62,036	-	-	62,036
Equipment / Furniture	-	-	-	-	-	-	-	-
Telephone	-	-	-	106,576	106,576	-	-	106,576
Technology	-	-	-	53,954	53,954	-	-	53,954
Student Testing & Assessment	-	-	-	19,998	19,998	-	-	19,998
Field Trips	-	-	-	17,400	17,400	-	-	17,400
Transportation (student)	-	-	-	-	-	-	-	-
Student Services - other	-	-	-	8,756	8,756	-	-	8,756
Office Expense	-	-	-	41,480	41,480	-	-	41,480
Staff Development	-	-	-	218,014	218,014	-	-	218,014
Staff Recruitment	-	-	-	2,040	2,040	-	-	2,040
Student Recruitment / Marketing	-	-	-	3,886	3,886	-	-	3,886
School Meals / Lunch	-	-	-	15,195	15,195	-	-	15,195
Travel (Staff)	-	-	-	16,955	16,955	-	-	16,955
Fundraising	-	-	-	28,560	28,560	-	-	28,560
Other	-	-	-	145,414	145,414	-	-	145,414
TOTAL SCHOOL OPERATIONS	-	-	-	840,188	840,188	-	-	840,188
FACILITY OPERATION & MAINTENANCE								
Insurance	-	-	-	43,760	43,760	-	-	43,760
Janitorial	-	-	-	-	-	-	-	-
Building and Land Rent / Lease / Facility Finance Interest	-	-	-	10,980	10,980	-	-	10,980
Repairs & Maintenance	-	-	-	14,784	14,784	-	-	14,784
Equipment / Furniture	-	-	-	125,080	125,080	-	-	125,080
Security	-	-	-	-	-	-	-	-
Utilities	-	-	-	-	-	-	-	-
TOTAL FACILITY OPERATION & MAINTENANCE	-	-	-	194,604	194,604	-	-	194,604
DEPRECIATION & AMORTIZATION				-	-	-	-	-
RESERVES / CONTINGENCY				-	-	-	-	-
DEFERRED RENT								

				BRONX CHARTER SCHOOL FOR BETTER LEARNING				
				Budget / Operating Plan				
				2018-19				
Total Revenue	-	-	-	10,371,562	(10,371,562)	-	-	10,371,562
Total Expenses	-	-	-	10,236,899	10,236,899	-	-	10,236,899
Net Income	-	-	-	134,663	(134,663)	-	-	134,663
Actual Student Enrollment	-	-	-			-	-	
				TOTALS AND VARIANCE ANALYSIS				
*NOTE: Enrollment, Revenue and Expenditure Data IN the 'Total and Variance Analysis' Section is Based on LAST ACTUAL Quarter Completed				Actual	Current Budget (Current Quarter)	Actual vs. Current Budget	Current Budget - TY	Actual vs. Current Budget TY
				Actual	Original Budget (Current Quarter)	Actual vs. Original Budget	Original Budget - TY	Actual vs. Original Budget TY
TOTAL EXPENSES	-	-	-	10,236,899	10,236,899	-	-	10,236,899
NET INCOME	-	-	-	134,663	(134,663)	-	-	134,663

				BRONX CHARTER SCHOOL FOR BETTER LEARNING				
				Budget / Operating Plan				
				2018-19				
Total Revenue	-	-	-	10,371,562	(10,371,562)	-	-	10,371,562
Total Expenses	-	-	-	10,236,899	10,236,899	-	-	10,236,899
Net Income	-	-	-	134,663	(134,663)	-	-	134,663
Actual Student Enrollment	-	-	-					
				TOTALS AND VARIANCE ANALYSIS				
*NOTE: Enrollment, Revenue and Expenditure Data IN the 'Total and Variance Analysis' Section is Based on LAST ACTUAL Quarter Completed				TOTALS AND VARIANCE ANALYSIS				
				Actual	Current Budget (Current Quarter)	Actual vs. Current Budget	Current Budget - TY	Actual vs. Current Budget TY
ENROLLMENT - *School Districts Are Linked To Above Entries*				* Enrollment Data Based on Last Actual Quarter Completed				
NYC CHANCELLOR'S OFFICE				-	-	-		-
MT VERNON SCHOOL DISTRICT				-	-	-		-
-				-	-	-		-
-				-	-	-		-
-				-	-	-		-
-				-	-	-		-
-				-	-	-		-
-				-	-	-		-
-				-	-	-		-
-				-	-	-		-
-				-	-	-		-
-				-	-	-		-
-				-	-	-		-
-				-	-	-		-
-				-	-	-		-
ALL OTHER School Districts: (Count = 0)				-	-	-		-
TOTAL ENROLLMENT				-	-	-		-
REVENUE PER PUPIL				-	-	-		-
EXPENSES PER PUPIL				-	-	-		-

Total Revenue		(10,371,562)	-	-
Total Expenses		10,236,899	-	-
Net Income		(134,663)	-	-
Actual Student Enrollment			-	
*NOTE: Enrollment, Revenue and Expenditure Data IN the 'Total and Variance Analysis' Section is Based on LAST ACTUAL Quarter Completed		Actual vs. Original Budget TY	PY Actual (PY TY / No. of COMPLETED Actual CY	Actual CY vs. Actual PY
REVENUE				
REVENUES FROM STATE SOURCES				
Per Pupil Revenue	2018-19 Per Pupil Rate			
NYC CHANCELLOR'S OFFICE	15,307	(8,311,701)	-	-
MT VERNON SCHOOL DISTRICT	18,548	(129,836)	-	-
-	-	-	-	-
-	-	-	-	-
-	-	-	-	-
-	-	-	-	-
-	-	-	-	-
-	-	-	-	-
-	-	-	-	-
-	-	-	-	-
-	-	-	-	-
-	-	-	-	-
-	-	-	-	-
-	-	-	-	-
-	-	-	-	-
-	-	-	-	-
ALL OTHER School Districts: (Count = 0)	-	-	-	-
TOTAL Per Pupil Revenue (Weighted Average Per Pupil Funding)	15,348	(8,441,537)	-	-
Special Education Revenue		(588,784)	-	-
Grants				
Stimulus		-	-	-
DYCD (Department of Youth and Community Development)		-	-	-
Other		(234,350)	-	-
NYC DoE Rental Assistance		-	-	-
Other		(180,000)	-	-
TOTAL REVENUE FROM STATE SOURCES		(9,444,671)	-	-
REVENUE FROM FEDERAL FUNDING				
IDEA Special Needs		(48,362)	-	-
Title I		(315,863)	-	-
Title Funding - Other		(88,537)	-	-
School Food Service (Free Lunch)		-	-	-
Grants				
Charter School Program (CSP) Planning & Implementation		-	-	-
Other		(139,012)	-	-

JG			
----	--	--	--

Total Revenue	(10,371,562)	-	-
Total Expenses	10,236,899	-	-
Net Income	(134,663)	-	-
Actual Student Enrollment		-	
*NOTE: Enrollment, Revenue and Expenditure Data IN the 'Total and Variance Analysis' Section is Based on LAST ACTUAL Quarter Completed		Actual vs. Original Budget TY	PY Actual (PY TY / No. of COMPLETED Actual CY vs. Actual PY
Other	-	-	-
TOTAL REVENUE FROM FEDERAL SOURCES	(591,774)	-	-
LOCAL and OTHER REVENUE			
Contributions and Donations	(240,000)	-	-
Fundraising	(50,000)	-	-
Erate Reimbursement	-	-	-
Earnings on Investments	-	-	-
Interest Income	(1,800)	-	-
Food Service (Income from meals)	-	-	-
Text Book	(43,317)	-	-
OTHER	-	-	-
TOTAL REVENUE FROM LOCAL and OTHER SOURCES	(335,117)	-	-
TOTAL REVENUE	(10,371,562)	-	-

Total Revenue		(10,371,562)	-	-
Total Expenses		10,236,899	-	-
Net Income		(134,663)	-	-
Actual Student Enrollment			-	
*NOTE: Enrollment, Revenue and Expenditure Data IN the 'Total and Variance Analysis' Section is Based on LAST ACTUAL Quarter Completed		Actual vs. Original Budget TY	PY Actual (PY TY / No. of COMPLETED Actual CY	Actual CY vs. Actual PY
EXPENSES	Quarter 0 No. of Positions			
ADMINISTRATIVE STAFF PERSONNEL COSTS				
Executive Management	-	112,296	-	-
Instructional Management	-	265,552	-	-
Deans, Directors & Coordinators	-	475,044	-	-
CFO / Director of Finance	-	-	-	-
Operation / Business Manager	-	42,000	-	-
Administrative Staff	-	207,293	-	-
TOTAL ADMINISTRATIVE STAFF	-	1,102,185	-	-
INSTRUCTIONAL PERSONNEL COSTS				
Teachers - Regular	-	3,129,921	-	-
Teachers - SPED	-	403,472	-	-
Substitute Teachers	-	8,076	-	-
Teaching Assistants	-	1,051,585	-	-
Specialty Teachers	-	182,791	-	-
Aides	-	-	-	-
Therapists & Counselors	-	295,488	-	-
Other	-	466,621	-	-
TOTAL INSTRUCTIONAL	-	5,537,954	-	-
NON-INSTRUCTIONAL PERSONNEL COSTS				
Nurse	-	-	-	-
Librarian	-	-	-	-
Custodian	-	-	-	-
Security	-	-	-	-
Other	-	53,756	-	-
TOTAL NON-INSTRUCTIONAL	-	53,756	-	-
SUBTOTAL PERSONNEL SERVICE COSTS	-	6,693,895	-	-
PAYROLL TAXES AND BENEFITS				
Payroll Taxes		512,076	-	-
Fringe / Employee Benefits		1,290,232	-	-
Retirement / Pension		242,400	-	-
TOTAL PAYROLL TAXES AND BENEFITS		2,044,708	-	-
TOTAL PERSONNEL SERVICE COSTS	-	8,738,603	-	-

IG

Total Revenue	(10,371,562)	-	-
Total Expenses	10,236,899	-	-
Net Income	(134,663)	-	-
Actual Student Enrollment		-	
*NOTE: Enrollment, Revenue and Expenditure Data IN the 'Total and Variance Analysis' Section is Based on LAST ACTUAL Quarter Completed		Actual IG vs. Original Budget TY	PY Actual (PY TY / No. of COMPLETED Actual CY Actual CY vs. Actual PY
CONTRACTED SERVICES			
Accounting / Audit	68,524	-	-
Legal	19,412	-	-
Management Company Fee	-	-	-
Nurse Services	-	-	-
Food Service / School Lunch	-	-	-
Payroll Services	26,444	-	-
Special Ed Services	-	-	-
Titlement Services (i.e. Title I)	-	-	-
Other Purchased / Professional / Consulting	162,923	-	-
TOTAL CONTRACTED SERVICES	277,303	-	-

Total Revenue	(10,371,562)	-	-
Total Expenses	10,236,899	-	-
Net Income	(134,663)	-	-
Actual Student Enrollment		-	-
*NOTE: Enrollment, Revenue and Expenditure Data IN the 'Total and Variance Analysis' Section is Based on LAST ACTUAL Quarter Completed		Actual vs. Original Budget TY	PY Actual (PY TY / No. of COMPLETED Actual CY vs. Actual PY
SCHOOL OPERATIONS			
Board Expenses	-	-	-
Classroom / Teaching Supplies & Materials	91,760	-	-
Special Ed Supplies & Materials	-	-	-
Textbooks / Workbooks	8,164	-	-
Supplies & Materials other	62,036	-	-
Equipment / Furniture	-	-	-
Telephone	106,576	-	-
Technology	53,954	-	-
Student Testing & Assessment	19,998	-	-
Field Trips	17,400	-	-
Transportation (student)	-	-	-
Student Services - other	8,756	-	-
Office Expense	41,480	-	-
Staff Development	218,014	-	-
Staff Recruitment	2,040	-	-
Student Recruitment / Marketing	3,886	-	-
School Meals / Lunch	15,195	-	-
Travel (Staff)	16,955	-	-
Fundraising	28,560	-	-
Other	145,414	-	-
TOTAL SCHOOL OPERATIONS	840,188	-	-
FACILITY OPERATION & MAINTENANCE			
Insurance	43,760	-	-
Janitorial	-	-	-
Building and Land Rent / Lease / Facility Finance Interest	10,980	-	-
Repairs & Maintenance	14,784	-	-
Equipment / Furniture	125,080	-	-
Security	-	-	-
Utilities	-	-	-
TOTAL FACILITY OPERATION & MAINTENANCE	194,604	-	-
DEPRECIATION & AMORTIZATION	186,201	-	-
RESERVES / CONTINGENCY	-	-	-
DEFERRED RENT			

JG			
JG			
Total Revenue	(10,371,562)	-	-
Total Expenses	10,236,899	-	-
Net Income	(134,663)	-	-
Actual Student Enrollment		-	-
<div> <div> *NOTE: Enrollment, Revenue and Expenditure Data IN the 'Total and Variance Analysis' Section is Based on LAST ACTUAL Quarter Completed </div> <div> <div>Actual vs. Original Budget TY</div> <div>PY Actual (PY TY / No. of COMPLETED Actual CY</div> <div>Actual CY vs. Actual PY</div> </div> </div>			
TOTAL EXPENSES	10,236,899	-	-
NET INCOME	(134,663)	-	-

JG				-
				-
Total Revenue	(10,371,562)	-	-	-
Total Expenses	10,236,899	-	-	-
Net Income	(134,663)	-	-	-
Actual Student Enrollment		-		
*NOTE: Enrollment, Revenue and Expenditure Data IN the 'Total and Variance Analysis' Section is Based on LAST ACTUAL Quarter Completed		Actual vs. Original Budget TY	PY Actual (PY TY / No. of COMPLETED Actual CY	Actual CY vs. Actual PY
ENROLLMENT - *School Districts Are Linked To Above Entries*				
NYC CHANCELLOR'S OFFICE			-	-
MT VERNON SCHOOL DISTRICT			-	-
-			-	-
-			-	-
-			-	-
-			-	-
-			-	-
-			-	-
-			-	-
-			-	-
-			-	-
-			-	-
-			-	-
-			-	-
-			-	-
ALL OTHER School Districts: (Count = 0)			-	-
TOTAL ENROLLMENT			-	-
REVENUE PER PUPIL			-	-
EXPENSES PER PUPIL			-	-



Annual Report Requirement
for SUNY Authorized Charter Schools
BRONX CHARTER SCHOOL FOR BETTER LEARNING
2018-19

Administrative
expenditures per pupil:

\$0.00

Per NYS Statute

Administrative expenditures per pupil: the sum of all general administration salaries and other general administration expenditures divided by the total number of enrolled students. Employee benefit costs or expenditures should not be reported here.

***NOTE: THIS TAB ONLY NEEDS TO BE COMPLETED FOR Q4**

<p align="center">Disclosure of Financial Interest by a Current or Proposed Charter School Education Corporation Trustee</p>

Trustee Name:

CHARLES KIM

Name of Charter School Education Corporation (for an unmerged school, this is the Charter School Name):

BRONX CHARTER SCHOOL FOR BETTER LEARNING

1. List all positions held on the education corporation board (e.g., president, treasurer, parent representative).

N/A

2. Is the trustee an employee of any school operated by the Education Corporation?

Yes ☒ No

If **Yes**, for each school, please provide a description of the position(s) you hold, your responsibilities, your salary and your start date.

3. Is the trustee an employee or agent of the management company or institutional partner of the charter school(s) governed by the Education Corporation?

Yes ☒ No

If **Yes**, for each school, please provide a description of the position(s) you hold, your responsibilities, your salary and your start date.

4. Identify each interest/transaction (and provide the requested information) that you or any of your immediate family members or any persons who live with you in your house have held or engaged in with the charter school(s) governed by the Education Corporation during the time you have served on the board, and in the six-month period prior to such service. If there has been no such financial interest or transaction, write **None**. Please note that if you answered **Yes** to Questions 2-4 above, you need not disclose again your employment status, salary, etc.

Date(s)	Nature of Financial Interest/Transaction	Steps taken to avoid a conflict of interest, (e.g., did not vote, did not participate in discussion)	Name of person holding interest or engaging in transaction and relationship to yourself

Please write "None" if applicable. Do not leave this space blank.			
None			

5. Identify each individual, business, corporation, union association, firm, partnership, committee proprietorship, franchise holding company, joint stock company, business or real estate trust, non-profit organization, or other organization or group of people doing business with the school(s) governed by the Education Corporation and in which such entity, during the time of your tenure as a trustee, you and/or your immediate family member(s) or person(s) living in your house had a financial interest or other relationship. If you are a member, director, officer or employee of an organization formally partnered with the school(s) that is/are doing business with the school(s) through a management or services agreement, please identify only the name of the organization, your position in the organization, and the relationship between such organization and the school(s). If there was no financial interest, write **None**.

Organization conducting business with the school(s)	Nature of business conducted	Approximate value of the business conducted	Name of Trustee and/or immediate family member of household holding an interest in the organization conducting business with the school(s) and the nature of the interest	Steps Taken to Avoid Conflict of Interest
Please write "None" if applicable. Do not leave this space blank.				
None				


Signature

7/18/18
Date

Please note that this document is considered a public record and as such, may be made available to members of the public upon request under the Freedom of Information Law. Personal contact information provided below will be redacted.

Business Telephone:

Business Address:

E-mail Address:

Home Telephone:

Home Address:

Disclosure of Financial Interest by a Current or Proposed Charter School Education Corporation Trustee

Trustee Name:

Maeve Molloy

Name of Charter School Education Corporation (for an unmerged school, this is the Charter School Name):

Bronx Charter School for Better Learning

1. List all positions held on the education corporation board (e.g., president, treasurer, parent representative).

Board member

2. Is the trustee an employee of any school operated by the Education Corporation?
 Yes ☒ No

If **Yes**, for each school, please provide a description of the position(s) you hold, your responsibilities, your salary and your start date.

3. Is the trustee an employee or agent of the management company or institutional partner of the charter school(s) governed by the Education Corporation?

 Yes ☒ No

If **Yes**, for each school, please provide a description of the position(s) you hold, your responsibilities, your salary and your start date.

4. Identify each interest/transaction (and provide the requested information) that you or any of your immediate family members or any persons who live with you in your house have held or engaged in with the charter school(s) governed by the Education Corporation during the time you have served on the board, and in the six-month period prior to such service. If there has been no such financial interest or transaction, write **None**. Please note that if you answered **Yes** to Questions 2-4 above, you need not disclose again your employment status, salary, etc.

Date(s)	Nature of Financial Interest/Transaction	Steps taken to avoid a conflict of interest, (e.g., did not vote, did not participate in discussion)	Name of person holding interest or engaging in transaction and relationship to yourself

Please write "None" if applicable. Do not leave this space blank.			
None			

5. Identify each individual, business, corporation, union association, firm, partnership, committee proprietorship, franchise holding company, joint stock company, business or real estate trust, non-profit organization, or other organization or group of people doing business with the school(s) governed by the Education Corporation and in which such entity, during the time of your tenure as a trustee, you and/or your immediate family member(s) or person(s) living in your house had a financial interest or other relationship. If you are a member, director, officer or employee of an organization formally partnered with the school(s) that is/are doing business with the school(s) through a management or services agreement, please identify only the name of the organization, your position in the organization, and the relationship between such organization and the school(s). If there was no financial interest, write **None**.

Organization conducting business with the school(s)	Nature of business conducted	Approximate value of the business conducted	Name of Trustee and/or immediate family member of household holding an interest in the organization conducting business with the school(s) and the nature of the interest	Steps Taken to Avoid Conflict of Interest
Please write "None" if applicable. Do not leave this space blank.				
None				

Maureen A. May

July 16, 2018

Signature

Date

Please note that this document is considered a public record and as such, may be made available to members of the public upon request under the Freedom of Information Law. Personal contact information provided below will be redacted.


Business Telephone: _____

Business Address: _____

E-mail Address: _____

Home Telephone: _____

Home Address: _____



<p align="center">Disclosure of Financial Interest by a Current or Proposed Charter School Education Corporation Trustee</p>

Trustee Name: *Marilyn Maye*

Name of Charter School Education Corporation (for an unmerged school, this is the Charter School Name): *Bronx Charter School for Better Learning 1 and Bronx Charter School for Better Learning 2*

1. List all positions held on the education corporation board (e.g., president, treasurer, parent representative).

Treasurer

2. Is the trustee an employee of any school operated by the Education Corporation?
 ___Yes ___X___No

If **Yes**, for each school, please provide a description of the position(s) you hold, your responsibilities, your salary and your start date.

3. Is the trustee an employee or agent of the management company or institutional partner of the charter school(s) governed by the Education Corporation?
 ___Yes ___X___No

If **Yes**, for each school, please provide a description of the position(s) you hold, your responsibilities, your salary and your start date.

4. Identify each interest/transaction (and provide the requested information) that you or any of your immediate family members or any persons who live with you in your house have held or engaged in with the charter school(s) governed by the Education Corporation during the time you have served on the board, and in the six-month period prior to such service. If there has been no such financial interest or transaction, write **None**. Please note that if you answered **Yes** to Questions 2-4 above, you need not disclose again your employment status, salary, etc.

Date(s)	Nature of Financial Interest/Transaction	Steps taken to avoid a conflict of interest, (e.g., did not vote, did not participate in discussion)	Name of person holding interest or engaging in transaction and relationship to yourself
Dec 1, 2010-Feb 21, 2013	Employee	Did not vote or participate in discussion on employment matters.	Richard Maye, Son
Sep 1, 2009 - Jun 30, 2010	Employee	Did not vote or participate	Richard Maye, Son
Sep 1, 2005 - June 30,2007	Employee	Did not vote or participate	Richard Maye, Son

5. Identify each individual, business, corporation, union association, firm, partnership, committee proprietorship, franchise holding company, joint stock company, business or real estate trust, non-profit organization, or other organization or group of people doing business with the school(s) governed by the Education Corporation **and** in which such entity, during the time of your tenure as a trustee, you and/or your immediate family member(s) or person(s) living in your house had a financial interest or other relationship. If you are a member, director, officer or employee of an organization formally partnered with the school(s) that is/are doing business with the school(s) through a management or services agreement, please identify only the name of the organization, your position in the organization, and the relationship between such organization and the school(s). If there was no financial interest, write **None**.

Organization conducting business with the school(s)	Nature of business conducted	Approximate value of the business conducted	Name of Trustee and/or immediate family member of household holding an interest in the organization conducting business with the school(s) and the nature of the interest	Steps Taken to Avoid Conflict of Interest
NONE	<i>Please write "None" if applicable. Do not leave this space blank.</i>			

Marilyn Mayze
Signature

6 / 30 / 2018

Date

Please note that this document is considered a public record and as such, may be made available to members of the public upon request under the Freedom of Information Law. Personal contact information provided below will be redacted.

Business Telephone: _____

Business Address _____
07305

E-mail Address: _____

Home Telephone: _____

Home Address: _____

<p align="center">Disclosure of Financial Interest by a Current or Proposed Charter School Education Corporation Trustee</p>

Trustee Name:

Viktor Zimmermann

Name of Charter School Education Corporation (for an unmerged school, this is the Charter School Name):

Bronx Charter School for Better Learning

1. List all positions held on the education corporation board (e.g., president, treasurer, parent representative).

Director

2. Is the trustee an employee of any school operated by the Education Corporation?

Yes ☒ No

If **Yes**, for each school, please provide a description of the position(s) you hold, your responsibilities, your salary and your start date.

3. Is the trustee an employee or agent of the management company or institutional partner of the charter school(s) governed by the Education Corporation?

Yes ☒ No

If **Yes**, for each school, please provide a description of the position(s) you hold, your responsibilities, your salary and your start date.

4. Identify each interest/transaction (and provide the requested information) that you or any of your immediate family members or any persons who live with you in your house have held or engaged in with the charter school(s) governed by the Education Corporation during the time you have served on the board, and in the six-month period prior to such service. If there has been no such financial interest or transaction, write **None**. Please note that if you answered **Yes** to Questions 2-4 above, you need not disclose again your employment status, salary, etc.

Date(s)	Nature of Financial Interest/Transaction	Steps taken to avoid a conflict of interest, (e.g., did not vote, did not participate in discussion)	Name of person holding interest or engaging in transaction and relationship to yourself

Please write "None" if applicable. Do not leave this space blank.			
---	--	--	--

5. Identify each individual, business, corporation, union association, firm, partnership, committee proprietorship, franchise holding company, joint stock company, business or real estate trust, non-profit organization, or other organization or group of people doing business with the school(s) governed by the Education Corporation **and** in which such entity, during the time of your tenure as a trustee, you and/or your immediate family member(s) or person(s) living in your house had a financial interest or other relationship. If you are a member, director, officer or employee of an organization formally partnered with the school(s) that is/are doing business with the school(s) through a management or services agreement, please identify only the name of the organization, your position in the organization, and the relationship between such organization and the school(s). If there was no financial interest, write None.

Organization conducting business with the school(s)	Nature of business conducted	Approximate value of the business conducted	Name of Trustee and/or immediate family member of household holding an interest in the organization conducting business with the school(s) and the nature of the interest	Steps Taken to Avoid Conflict of Interest
Please write "None" if applicable. Do not leave this space blank.				
		None		

K. H. 12

Signature

July 10, 2018

Date

Please note that this document is considered a public record and as such, may be made available to members of the public upon request under the Freedom of Information Law. Personal contact information provided below will be redacted.

Business Telephone:

Business Address:

E-mail Address:

Home Telephone:

Home Address:

**Disclosure of Financial Interest by a Current or Proposed Charter School
Education Corporation Trustee**

Trustee Name:

Marvin Waldman

Name of Charter School Education Corporation (for an unmerged school, this is the Charter School Name):

The Bronx Charter School for Better Learning

1. List all positions held on the education corporation board (e.g., president, treasurer, parent representative). **Vice Chair**

2. Is the trustee an employee of any school operated by the Education Corporation?
 Yes X No

If **Yes**, for each school, please provide a description of the position(s) you hold, your responsibilities, your salary and your start date.

3. Is the trustee an employee or agent of the management company or institutional partner of the charter school(s) governed by the Education Corporation?
 Yes X No

If **Yes**, for each school, please provide a description of the position(s) you hold, your responsibilities, your salary and your start date.

4. Identify each interest/transaction (and provide the requested information) that you or any of your immediate family members or any persons who live with you in your house have held or engaged in with the charter school(s) governed by the Education Corporation during the time you have served on the board, and in the six-month period prior to such service. If there has been no such financial interest or transaction, write **None**. Please note that if you answered **Yes** to Questions 2-4 above, you need not disclose again your employment status, salary, etc.

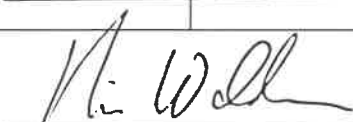
Date(s)	Nature of Financial Interest/Transaction	Steps taken to avoid a conflict of interest, (e.g., did not vote, did not participate in discussion)	Name of person holding interest or engaging in transaction and relationship to yourself

NONE

Please write "None" if applicable. Do not leave this space blank.	NONE	
---	------	--

5. Identify each individual, business, corporation, union association, firm, partnership, committee proprietorship, franchise holding company, joint stock company, business or real estate trust, non-profit organization, or other organization or group of people doing business with the school(s) governed by the Education Corporation and in which such entity, during the time of your tenure as a trustee, you and/or your immediate family member(s) or person(s) living in your house had a financial interest or other relationship. If you are a member, director, officer or employee of an organization formally partnered with the school(s) that is/are doing business with the school(s) through a management or services agreement, please identify only the name of the organization, your position in the organization, and the relationship between such organization and the school(s). If there was no financial interest, write None.

Organization conducting business with the school(s)	Nature of business conducted	Approximate value of the business conducted	Name of Trustee and/or immediate family member of household holding an interest in the organization conducting business with the school(s) and the nature of the interest	Steps Taken to Avoid Conflict of Interest
<p>Please write "None" if applicable. Do not leave this space blank.</p> <p style="font-size: 2em; font-weight: bold;">NONE</p>				


 Signature

7/10/18
 Date

Please note that this document is considered a public record and as such, may be made available to members of the public upon request under the Freedom of Information Law. Personal contact information provided below will be redacted.


Business Telephone: _____

Business Address: _____

E-mail Address: _____

Home Telephone: _____

Home Address: _____



<p align="center">Disclosure of Financial Interest by a Current or Proposed Charter School Education Corporation Trustee</p>

Trustee Name:

Kimberly Kelly

Name of Charter School Education Corporation (for an unmerged school, this is the Charter School Name):

1. List all positions held on the education corporation board (e.g., president, treasurer, parent representative). *Chairperson*

2. Is the trustee an employee of any school operated by the Education Corporation?
☐ Yes ☒ No

If Yes, for each school, please provide a description of the position(s) you hold, your responsibilities, your salary and your start date.

3. Is the trustee an employee or agent of the management company or institutional partner of the charter school(s) governed by the Education Corporation?
☐ Yes ☒ No

If Yes, for each school, please provide a description of the position(s) you hold, your responsibilities, your salary and your start date.

4. Identify each interest/transaction (and provide the requested information) that you or any of your immediate family members or any persons who live with you in your house have held or engaged in with the charter school(s) governed by the Education Corporation during the time you have served on the board, and in the six-month period prior to such service. If there has been no such financial interest or transaction, write **None**. Please note that if you answered Yes to Questions 2-4 above, you need not disclose again your employment status, salary, etc.

Date(s)	Nature of Financial Interest/Transaction	Steps taken to avoid a conflict of interest, (e.g., did not vote, did not participate in discussion)	Name of person holding interest or engaging in transaction and relationship to yourself

Please write "None" if applicable. Do not leave this space blank. NONE	NONE	NONE	NONE
---	------	------	------

5. Identify each individual, business, corporation, union association, firm, partnership, committee proprietorship, franchise holding company, joint stock company, business or real estate trust, non-profit organization, or other organization or group of people doing business with the school(s) governed by the Education Corporation and in which such entity, during the time of your tenure as a trustee, you and/or your immediate family member(s) or person(s) living in your house had a financial interest or other relationship. If you are a member, director, officer or employee of an organization formally partnered with the school(s) that is/are doing business with the school(s) through a management or services agreement, please identify only the name of the organization, your position in the organization, and the relationship between such organization and the school(s). If there was no financial interest, write None.

Organization conducting business with the school(s)	Nature of business conducted	Approximate value of the business conducted	Name of Trustee and/or immediate family member of household holding an interest in the organization conducting business with the school(s) and the nature of the interest	Steps Taken to Avoid Conflict of Interest
Please write "None" if applicable. Do not leave this space blank. NONE	NONE	NONE	NONE	NONE

Signature

Date

Please note that this document is considered a public record and as such, may be made available to members of the public upon request under the Freedom of Information Law. Personal contact information provided below will be redacted.

Business Telephone: _____

Business Address: _____

E-mail Address: _____

Home Telephone: _____

Home Address: _____

**Disclosure of Financial Interest by a Current or Proposed Charter School
Education Corporation Trustee**

Trustee Name:

NEAL P. MYERBERG

Name of Charter School Education Corporation (for an unmerged school, this is the Charter School Name):

BRONX CHARTER SCHOOL FOR BETTER LEARNING

1. List all positions held on the education corporation board (e.g., president, treasurer, parent representative).

2. Is the trustee an employee of any school operated by the Education Corporation?
☐ Yes ☒ No

If Yes, for each school, please provide a description of the position(s) you hold, your responsibilities, your salary and your start date.

3. Is the trustee an employee or agent of the management company or institutional partner of the charter school(s) governed by the Education Corporation?
☐ Yes ☒ No

If Yes, for each school, please provide a description of the position(s) you hold, your responsibilities, your salary and your start date.

4. Identify each interest/transaction (and provide the requested information) that you or any of your immediate family members or any persons who live with you in your house have held or engaged in with the charter school(s) governed by the Education Corporation during the time you have served on the board, and in the six-month period prior to such service. If there has been no such financial interest or transaction, write **None**. Please note that if you answered Yes to Questions 2-4 above, you need not disclose again your employment status, salary, etc.

NONE

Date(s)	Nature of Financial Interest/Transaction	Steps taken to avoid a conflict of interest, (e.g., did not vote, did not participate in discussion)	Name of person holding interest or engaging in transaction and relationship to yourself

Please write "None" if applicable. Do not leave this space blank.			
---	--	--	--

5. Identify each individual, business, corporation, union association, firm, partnership, committee proprietorship, franchise holding company, joint stock company, business or real estate trust, non-profit organization, or other organization or group of people doing business with the school(s) governed by the Education Corporation and in which such entity, during the time of your tenure as a trustee, you and/or your immediate family member(s) or person(s) living in your house had a financial interest or other relationship. If you are a member, director, officer or employee of an organization formally partnered with the school(s) that is/are doing business with the school(s) through a management or services agreement, please identify only the name of the organization, your position in the organization, and the relationship between such organization and the school(s). If there was no financial interest, write **None**.

None

Organization conducting business with the school(s)	Nature of business conducted	Approximate value of the business conducted	Name of Trustee and/or immediate family member of household holding an interest in the organization conducting business with the school(s) and the nature of the interest	Steps Taken to Avoid Conflict of Interest
Please write "None" if applicable. Do not leave this space blank.				

Signature

Date

Please note that this document is considered a public record and as such, may be made available to members of the public upon request under the Freedom of Information Law. Personal contact information provided below will be redacted.

Business Telephone: [REDACTED]

Business Address: [REDACTED]

E-mail Address: [REDACTED]

Home Telephone: [REDACTED]

Home Address: [REDACTED]

**Disclosure of Financial Interest by a Current or Proposed Charter School
Education Corporation Trustee**

Trustee Name:

ROBERT C. BATA

Name of Charter School Education Corporation (for an unmerged school, this is the Charter School Name):

Bronx Charter School for Inter Learning

1. List all positions held on the education corporation board (e.g., president, treasurer, parent representative). Member Development and Strategic Planning Committee
2. Is the trustee an employee of any school operated by the Education Corporation?
☐ Yes ☒ No

If **Yes**, for each school, please provide a description of the position(s) you hold, your responsibilities, your salary and your start date.

3. Is the trustee an employee or agent of the management company or institutional partner of the charter school(s) governed by the Education Corporation?
☐ Yes ☒ No

If **Yes**, for each school, please provide a description of the position(s) you hold, your responsibilities, your salary and your start date.

4. Identify each interest/transaction (and provide the requested information) that you or any of your immediate family members or any persons who live with you in your house have held or engaged in with the charter school(s) governed by the Education Corporation during the time you have served on the board, and in the six-month period prior to such service. If there has been no such financial interest or transaction, write **None**. Please note that if you answered **Yes** to Questions 2-4 above, you need not disclose again your employment status, salary, etc.

Date(s)	Nature of Financial Interest/Transaction	Steps taken to avoid a conflict of interest, (e.g., did not vote, did not participate in discussion)	Name of person holding interest or engaging in transaction and relationship to yourself

Please write "None" if applicable. Do not leave this space blank.			
None			

5. Identify each individual, business, corporation, union association, firm, partnership, committee proprietorship, franchise holding company, joint stock company, business or real estate trust, non-profit organization, or other organization or group of people doing business with the school(s) governed by the Education Corporation **and** in which such entity, during the time of your tenure as a trustee, you and/or your immediate family member(s) or person(s) living in your house had a financial interest or other relationship. If you are a member, director, officer or employee of an organization formally partnered with the school(s) that is/are doing business with the school(s) through a management or services agreement, please identify only the name of the organization, your position in the organization, and the relationship between such organization and the school(s). If there was no financial interest, write **None**.

Organization conducting business with the school(s)	Nature of business conducted	Approximate value of the business conducted	Name of Trustee and/or immediate family member of household holding an interest in the organization conducting business with the school(s) and the nature of the interest	Steps Taken to Avoid Conflict of Interest
Please write "None" if applicable. Do not leave this space blank.				
None				

Signature

Date

Please note that this document is considered a public record and as such, may be made available to members of the public upon request under the Freedom of Information Law. Personal contact information provided below will be

Business Telephone:

Business Address:

E-mail Address:

Home Telephone:

Home Address:

**Disclosure of Financial Interest by Current or Proposed Charter School
Education Corporation Trustee**

Trustee Name:

Bernhardt, William

Name of Charter School Education Corporation (for an unmerged school, this is the Charter School Name):

Bronx Charter School for Better Learning

1. List all positions held on the education corporation board (e.g., president, treasurer, parent representative).

Secretary

2. Is the trustee an employee of any school operated by the Education Corporation?
☐ Yes ☒ No

If Yes, for each school, please provide a description of the position(s) you hold, your responsibilities, your salary and your start date.

3. Is the trustee an employee or agent of the management company or institutional partner of the charter school(s) governed by the Education Corporation?

☐ Yes ☒ No

If Yes, for each school, please provide a description of the position(s) you hold, your responsibilities, your salary and your start date.

4. Identify each interest/transaction (and provide the requested information) that you or any of your immediate family members or any persons who live with you in your house have held or engaged in with the charter school(s) governed by the Education Corporation during the time you have served on the board, and in the six-month period prior to such service. If there has been no such financial interest or transaction, write **None**. Please note that if you answered Yes to Questions 2-4 above, you need not disclose again your employment status, salary, etc.

Date(s)	Nature of Financial Interest/Transaction	Steps taken to avoid a conflict of interest, (e.g., did not vote, did not participate in discussion)	Name of person holding interest or engaging in transaction and relationship to yourself
	<u>None</u>		

Please write "None" if applicable. Do not leave this space blank. None			
--	--	--	--

5. Identify each individual, business, corporation, union association, firm, partnership, committee proprietorship, franchise holding company, joint stock company, business or real estate trust, non-profit organization, or other organization or group of people doing business with the school(s) governed by the Education Corporation and in which such entity, during the time of your tenure as a trustee, you and/or your immediate family member(s) or person(s) living in your house had a financial interest or other relationship. If you are a member, director, officer or employee of an organization formally partnered with the school(s) that is/are doing business with the school(s) through a management or services agreement, please identify only the name of the organization, your position in the organization, and the relationship between such organization and the school(s). If there was no financial interest, write **None**.

Organization conducting business with the school(s)	Nature of business conducted	Approximate value of the business conducted	Name of Trustee and/or immediate family member of household holding an interest in the organization conducting business with the school(s) and the nature of the interest	Steps Taken to Avoid Conflict of Interest
Please write "None" if applicable. Do not leave this space blank. None				

William Bernhardt 7/3/18
Signature Date

Please note that this document is considered a public record and as such, may be made available to members of the public upon request under the Freedom of Information Law. Personal contact information provided below will be redacted.


Business Telephone:

Business Address:

E-mail Address:

Home Telephone:

Home Address:



**Disclosure of Financial Interest by a Current or Proposed Charter School
Education Corporation Trustee**

Trustee Name:

Dean Thomas

Name of Charter School Education Corporation (for an unmerged school, this is the Charter School Name):

Bronx Charter School for Better Learning

1. List all positions held on the education corporation board (e.g., president, treasurer, parent representative).

Board Member

2. Is the trustee an employee of any school operated by the Education Corporation?

Yes ☒ No

If **Yes**, for each school, please provide a description of the position(s) you hold, your responsibilities, your salary and your start date.

3. Is the trustee an employee or agent of the management company or institutional partner of the charter school(s) governed by the Education Corporation?

Yes ☒ No

If **Yes**, for each school, please provide a description of the position(s) you hold, your responsibilities, your salary and your start date.

4. Identify each interest/transaction (and provide the requested information) that you or any of your immediate family members or any persons who live with you in your house have held or engaged in with the charter school(s) governed by the Education Corporation during the time you have served on the board, and in the six-month period prior to such service. If there has been no such financial interest or transaction, write **None**. Please note that if you answered **Yes** to Questions 2-4 above, you need not disclose again your employment status, salary, etc.

Date(s)	Nature of Financial Interest/Transaction	Steps taken to avoid a conflict of interest, (e.g., did not vote, did not participate in discussion)	Name of person holding interest or engaging in transaction and relationship to yourself

Please write "None" if applicable. Do not leave this space blank.			
None			

5. Identify each individual, business, corporation, union association, firm, partnership, committee proprietorship, franchise holding company, joint stock company, business or real estate trust, non-profit organization, or other organization or group of people doing business with the school(s) governed by the Education Corporation and in which such entity, during the time of your tenure as a trustee, you and/or your immediate family member(s) or person(s) living in your house had a financial interest or other relationship. If you are a member, director, officer or employee of an organization formally partnered with the school(s) that is/are doing business with the school(s) through a management or services agreement, please identify only the name of the organization, your position in the organization, and the relationship between such organization and the school(s). If there was no financial interest, write **None**.

Organization conducting business with the school(s)	Nature of business conducted	Approximate value of the business conducted	Name of Trustee and/or immediate family member of household holding an interest in the organization conducting business with the school(s) and the nature of the interest	Steps Taken to Avoid Conflict of Interest
Please write "None" if applicable. Do not leave this space blank.				
None				

Signature

Date

7/3/2018

Please note that this document is considered a public record and as such, may be made available to members of the public upon request under the Freedom of Information Law. Personal contact information provided below will be redacted.


Business Telephone: _____

Business Address: _____

E-mail Address: _____

Home Telephone: _____

Home Address: _____










Entry 8 BOT Table

Last updated: 07/03/2018

1. Current Board Member Information (Enter info for each BOT member)

	Trustee Name and Email Address	Position on the Board	Committee Affiliations	Voting Member Per By-Laws (Y/N)	Number of Terms Served	Start Date of Current Term (MM/DD/YYYY)	End Date of Current Term (MM/DD/YYYY)	Board Meetings Attended During 2017-18
1	Robert Bata [REDACTED]	Trustee/Member	Fundraising/Development Committee Policy/Governance Committee Strategic Planning Committee	Yes	2	07/01/2017	07/01/2020	7
2	William Bernhardt [REDACTED]	Secretary	Teacher Employment Committee Complaint Committee Strategic Planning Committee	Yes	4	07/01/2017	07/01/2020	10
3	Kimberly Kelly [REDACTED]	Chair	Complaint Review Committee Policy/Governance Committee Strategic Planning Committee	Yes	4	07/01/2018	07/01/2021	10

			ee Finance/A udit Committ ee					
4	Charles Kim 	Trustee/M ember	Finance/A udit Committ ee Teacher Employment Committ ee	Yes	2	07/01/20 18	07/01/20 21	9
5	Marilyn Maye 	Treasurer	Finance/A udit Committ ee Educatio n Committ ee Strategic Planning Committ ee	Yes	4	07/01/20 17	07/01/20 20	10
6	Marvin Waldman 	Vice Chair	Fundraisi ng/Devel opment Committ ee Policy/Go vernance Committ ee Strategic Planning Committ ee	Yes	4	07/01/20 18	07/01/20 21	9
7	Victor Zimmerm ann 	Trustee/M ember	Complain t Review Committ ee Fundraisi ng/Devel opment Committ ee Finance/A	Yes	1	07/01/20 16	07/01/20 19	9

			udit Committ ee					
8	Dean Thomas	Trustee/M ember	Policy/Go vernance Committ ee Fundraisi ng/Devel opment Committ ee	Yes	1	07/01/20 17	07/01/20 20	7
9	Neal Myerberg	Trustee/M ember	Fundraisi ng/Devel opment Committ ee Strategic Planning Committ ee	Yes	1	07/01/20 16	07/01/20 19	7

1a. Are there more than 9 members of the Board of Trustees?

Yes

1b. Current Board Member Information

	Trustee Name and Email Address	Position on the Board	Committee Affiliations	Voting Member Per By-Laws (Y/N)	Number of Terms Served	Start Date of Current Term (DD/MM/YYYY)	End Date of Current Term (DD/MM/YYYY)	Board Meetings Attended During 2017-18
10	Maeve Molloy [REDACTED]	Trustee/Member	Education Committee Teacher Employment Committee	Yes	1	07/01/2016	07/01/2019	7
11								
12								
13								
14								
15								

1c. Are there more than 15 members of the Board of Trustees? No

2. Total number of members on June 30, 2018 10

3. Total number of members joining the Board during the 2017-18 school year 1

4. Total number of members departing the Board during the 2017-18 school year 3

5. Number of voting members in 2017-18, as set by the by-laws, resolution or minutes 13

6. Number of Board meetings conducted during the 2017-18 School Year 11

7. Number of Board meetings scheduled for the coming 2018-19 school year 11

Thank you.



Entry 10 Enrollment and Retention of Special Populations

Created: 07/03/2018 • Last updated: 07/17/2018

[Instructions for Reporting Enrollment and Retention Strategies](#)

Describe the efforts the charter school has made in 2017-18 toward meeting targets to attract and retain enrollment of students with disabilities, English language learners, and students who are economically disadvantaged. In addition, describe the school's plans for meeting or making progress toward meeting its enrollment and retention targets in 2018-19.

BRONX CS FOR BETTER LEARNING (SUNY TRUSTEES)Section Heading

Recruitment/Attraction Efforts Toward Meeting Targets

	Describe Recruitment Efforts in 2017-18	Describe Recruitment Plans in 2018-19)
Economically Disadvantaged	<p>This year, we reached out to Bronx Bethany Church members to hand out applications to their members. The Bronx Bethany Church hosts a summer camp that accepts government vouchers, and as in years past, we've disseminated information about us this past summer and spring.</p> <p>We also continued our initiative by having information sessions in local day cares centers and preschools, whose population is predominantly economically disadvantaged, to establish and maintain a relationship with the parents and staff of these centers and expand the community's awareness of our school.</p>	<p>We will continue our recruitment outreach plan, as done this year.</p>
English Language Learners	<p>We continued our recruitment of ELL students by:</p> <ul style="list-style-type: none"> -hosting information sessions in community centers, churches, and UPKs in targeted neighborhoods in the Bronx -distributing flyers through local businesses and apartment houses <p>We also provided our application in Spanish, which is the alternative language of the community.</p>	<p>We will continue our recruitment outreach plan, as done this year.</p>
Students with Disabilities	<p>We make a clear statement in all communications sent to families that all students are encouraged to apply for the enrollment lottery, including students currently on or being evaluated for IEPs. During our outreach, we explain to potential parents the systems we have in place to guarantee their child is going to receive the full services required by their IEPs. This includes, but is not limited to, learning specialists, outside providers for speech and occupational therapy, and small group instruction. We also offer opportunities for potential parents to speak with our Director of Support Services to provide an understanding of how services will be provided for their student.</p>	<p>We will continue our recruitment outreach plan, as done this year.</p>

Retention Efforts Toward Meeting Targets

	Describe Retention Efforts in 2017-18	Describe Retention Plans in 2018-19)
Economically Disadvantaged	<p>We offered a comprehensive Student Support program, which is staffed to provide services for the needs of our student population (e.g. guidance counselors, behavior consultants).</p> <p>We maintained a small-school environment with a "warm/strict" school culture that offers close relationships between teachers and students, explicit instruction in positive character development, and clear and consistent behavioral expectations.</p> <p>We maintained frequent communication with parents about their child's development.</p>	We will continue our retention efforts, as done this year.
English Language Learners	<p>We have an appointed ELL coordinator to ensure that the needs of all ELL students are met.</p> <p>We ensured the academic needs of ELL students are met with support from our Academic Leaders and ELL teacher.</p> <p>We ensured that in addition to ELL requirements, ELL students received adequate academic support from their classroom teachers.</p> <p>We continued to provide parents/guardians of ELL students avenues to provide feedback and express concerns through our conferences, and Annual Parental Survey.</p>	We will continue our retention efforts, as done this year.
Students with Disabilities	<p>Our school continues to develop strategies to meet the needs of its special education students. The guidance department has expanded in order to provide social and emotional support to students with behavioral challenges. In addition, we continue to partner with the community agencies that provide related services to our students.</p> <p>This school continued to engage parents in understanding their student's IEPs and advocate on their behalf. IEP meetings were held on a yearly basis and we continued to meet the needs of all students with IEPs.</p>	We will continue our retention efforts, as done this year.



Entry 11 Classroom Teacher and Administrator Attrition

Created: 07/03/2018 • Last updated: 07/17/2018

Report changes in teacher and administrator staffing.

Instructions for completing the Classroom Teacher and Administrator Attrition Tables

Charter schools must complete the tables titled 2017-2018 Classroom Teacher and Administrator Attrition to report changes in teacher and administrator staffing during the 2017-2018 school year. Please provide the full time equivalent (FTE) of staff on June 30, 2017; the FTE for any departed staff from July 1, 2017 through June 30, 2018; the FTE for added staff from July 1, 2017 through June 30, 2018; and the FTE of staff added in newly created positions from July 1, 2017 through June 30, 2018 using the tables provided.

1. Classroom Teacher Attrition Table

	FTE Classroom Teachers on 6/30/17	FTE Classroom Teachers Departed 7/1/17 - 6/30/18	FTE Classroom Teachers Filling Vacant Positions 7/1/17 - 6/30/18	FTE Classroom Teachers Added in New Positions 7/1/17 - 6/30/18	FTE of Classroom Teachers on 6/30/18
	44	9	7	2	41

2. Administrator Position Attrition Table

	FTE Administrative Positions on 6/30/17	FTE Administrators Departed 7/1/17 - 6/30/18	FTE Administrators Filling Vacant Positions 7/1/17 - 6/30/18	FTE Administrators Added in New Positions 7/1/17 - 6/30/18	FTE Administrative Positions on 6/30/18
	2	1	1	1	3

3. Tell your school's story

Charter schools may provide additional information in this section of the Annual Report about their respective teacher and administrator attrition rates as some teacher or administrator departures do not reflect advancement or movement within the charter school networks. Schools may provide additional detail to reflect a teacher's advancement up the ladder to a leadership position within the network or an administrator's movement to lead a new network charter school.

(No response)

4. Charter schools must ensure that all prospective employees receive clearance through [the NYSED Office of School Personnel Review and Accountability](#) (OSPRA) prior to employment. After an employee has been cleared, schools are required to maintain proof of such clearance in the file of each employee. For the safety of all students, charter schools must take immediate steps to terminate the employment of individuals who have been denied clearance. Once the employees have been terminated, the school must terminate the request for clearance in the TEACH system.

Have all employees have been cleared through the NYSED TEACH system?

Yes

5. For perspective or current employees whose clearance has been denied, have you terminated their employment and removed them from the TEACH system?

No

Thank you

2018-2019 School Year Calendar

September	5	Wednesday	School Opens for Students (1/2 Day for Pre-K & Kinder students <u>only</u>)
	6	Thursday	1/2 Day for Pre-K & Kinder students <u>only</u>
	7	Friday	1/2 Day for Kinder students <u>only</u>
September	10	Monday &	Rosh Hashanah (School Closed)
	11	Tuesday	
September	12–14	Wednesday thru Friday	1/2 Day for Kinder students <u>only</u>
September	19	Wednesday	Yom Kippur (School Closed)
October	8	Monday	Columbus Day Observed (School Closed)
November	6	Tuesday	Election Day (School Closed)
November	12	Monday	Veterans Day (School Closed)
November	22	Thursday &	Thanksgiving Recess (School Closed)
	23	Friday	
December	24–	Monday thru	Winter Recess (School Closed)
January	1	Tuesday	
January	2	Wednesday	School Reopens
January	21	Monday	Dr. Martin Luther King, Jr. Day (School Closed)
February	5	Tuesday	Lunar New Year (School Closed)
February	18–22	Monday thru Friday	Midwinter Recess (School Closed)
April	19–26	Friday thru Friday	Spring Recess (School Closed)
May	27	Monday	Memorial Day Observed (School Closed)
June	4	Tuesday	Eid al-Fitr (School Closed)
June	6	Thursday	Chancellor's Conference Day (School Closed)
June	11	Tuesday	June Clerical Day (School Closed)
June	26	Wednesday	Last Day of School for Students

*** Calendar is subject to change**