



# I. SCHOOL INFORMATION AND COVER PAGE (To be Completed By All Charter Schools)

Last updated: 07/31/2015

Please be advised that you will need to complete this task first (including signatures) before all of the other tasks assigned to you by your authorizer are visible on your task page. While completing this task, please ensure that you select the correct authorizer or you may not be assigned the correct tasks.

## Page 1

### 1. SCHOOL NAME AND AUTHORIZER

(Select name from the drop down menu)

SUCCESS ACADEMY CS-BED STUY 2 (SUNY TRUSTEES) 331400861022

### 2. CHARTER AUTHORIZER

(For technical reasons, please re-select authorizer name from the drop down menu).

SUNY-Authorized Charter School

### 3. DISTRICT / CSD OF LOCATION

NYC CSD 14

### 4. SCHOOL INFORMATION

	PRIMARY ADDRESS	PHONE NUMBER	FAX NUMBER	EMAIL ADDRESS
	211 Throop Avenue, 3rd Floor, Brooklyn, NY 11206	646-604-1439	646-349-3972	[REDACTED]

### 4a. PHONE CONTACT NUMBER FOR AFTER HOURS EMERGENCIES

Contact Name	Lillian Forsyth
Title	Associate Director of Operations
Emergency Phone Number (###-###-####)	[REDACTED]

### 5. SCHOOL WEB ADDRESS (URL)

[www.successacademies.org](http://www.successacademies.org)

### 6. DATE OF INITIAL CHARTER

2011-09-01 00:00:00

**7. DATE FIRST OPENED FOR INSTRUCTION**

2012-08-01 00:00:00

**8. FINAL VERIFIED BEDS ENROLLMENT FOR THE 2014-15 School Year as reported to Department's Office of Information and Reporting Services (via the NYC DOE for charter schools in NYC) in August.**

303

**9. GRADES SERVED IN SCHOOL YEAR 2014-15**

Check all that apply

Grades Served	K, 1, 2, 3
---------------	------------

**10. DOES THE SCHOOL CONTRACT WITH A CHARTER OR EDUCATIONAL MANAGEMENT ORGANIZATION?**

	Yes/No	Name of CMO/EMO
	Yes	Success Academy Charter Schools

**10a. Please provide the name and contact information for each of the following individuals who are management level personnel associated with the CMO.**

	Name	Work Phone	Alternate Phone	Email Address	Contact this individual also in emergencies
CEO (e.g., network superintendent)	Eva Moskowitz	[REDACTED]		[REDACTED]	Yes
CFO (e.g., network CFO)	Dennis McIntosh	[REDACTED]		[REDACTED]	Yes
Compliance Contact	Emily Kim	[REDACTED]		[REDACTED]	Yes
Complaint Contact	Emily Kim	[REDACTED]		[REDACTED]	Yes

Page 2

**11. FACILITIES**

Will the School maintain or operate multiple sites?

	No, just one site.
--	--------------------

**12. SCHOOL SITES**

Please list the sites where the school will operate in 2015-16.

	Physical Address	Phone Number	District/CSD	Grades Served at Site	School at Full Capacity at Site	Facilities Agreement
Site 1 (same as primary site)	211 Throop Avenue, 3rd Floor, Brooklyn, NY 11206	718-704-1439	CSD 14	K-3	No	DOE space
Site 2						
Site 3						

**12a. Please provide the contact information for Site 1 (same as the primary site).**

	Name	Work Phone	Alternate Phone	Email Address
School Leader	Beth Davis-Dillard	██████████		██████████
Operational Leader	Stefanie Rogers	██████████		██████████
Compliance Contact				
Complaint Contact				

Page 3

**14. Were there any revisions to the school's charter during the 2014-2015 school year? (Please include both those that required authorizer approval and those that did not require authorizer approval).**

Yes

**14a. Summary of Charter Revisions**

	Category (Select Best Description)	Specific Revision (150 word limit)	Date Approved by BOT (if applicable)	Date Approved by Authorizer (if applicable)
1	Change in admissions/enrollment policy	An amendment was made to include a lottery preference for English Language Learners in the school's admissions policy, pending US Department of Education guidance.	10/2014	
2	Change in admissions/enrollment policy	An amendment was made to include a lottery preference for English Language Learners in the school's admissions policy, pending US Department of Education guidance.	3/2015	
3				
4				
5				

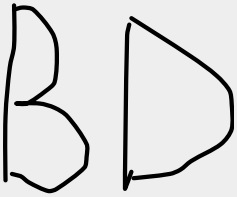
**15. Name and Position of Individual(s) Who Completed the 2014-15 Annual Report.**

16. Our signatures below attest that all of the information contained herein is truthful and accurate and that this charter school is in compliance with all aspects of its charter, and with all pertinent Federal, State, and local laws, regulations, and rules. We understand that if any information in any part of this report is found to have been deliberately misrepresented, that will constitute grounds for the revocation of our charter. Check **YES** if you agree and use the mouse on your PC or the stylus on your mobile device to sign your name).


Responses Selected:

Yes

Signature, Head of Charter School

Handwritten signature consisting of the letters 'B' and 'D' in a simple, blocky font.

Signature, President of the Board of Trustees

Handwritten signature consisting of the letters 'S' and 'C' in a simple, blocky font.

Thank you.



# Appendix A: Link to the New York State School Report Card

Last updated: 07/31/2015

---

Page 1

**Charter School Name:**

---

## 1. NEW YORK STATE REPORT CARD

**Provide a direct URL or web link to the most recent New York State School Report Card for the charter school (See <https://reportcards.nysed.gov/>).**

(Charter schools completing year one will not yet have a School Report Card or link to one. Please type "URL is not available" in the space provided).

URL is not available



**Success Academy Charter  
School – Bed-Stuy 2**

**2014-15 ACCOUNTABILITY  
PLAN  
PROGRESS REPORT**

Submitted to the SUNY Charter Schools Institute on:

September 15, 2015

By Jessica Hinel

211 Throop Avenue, Floor 3  
Brooklyn, NY 11206  
(718) 704-1439

Jessica Hinel, Data Coordinator, prepared this 2014-15 Accountability Progress Report on behalf of the school's board of trustees:

Trustee's Name	Board Position
Sam Cole	Chair
Bryan Binder	Vice Chair
Scott Friedman	Treasurer
Greg Sawers	Secretary
Cate Shainker	
Sam Chainani	
Lance Rosen	
Derrell Bradford	
Khadijah Patrick-Pickel	<i>Ex-officio</i> Parent Representative
Rich Barrera	
Suleman Lunat	
Graham Officer	
Jarrett Posner	
David Nanus	

Beth Davis-Dillard has served as the school leader since the 2012-2013 school year.

## INTRODUCTION

The mission of Success Academy Charter School – Bed-Stuy 2 (“SA Bed-Stuy 2”) is to provide students in New York City with an exceptionally high-quality education that gives them the knowledge, skills, character, and disposition to meet and exceed New York State Common Core Learning Standards and the resources to lead and succeed in school, college, and a competitive global economy.

### School Enrollment by Grade Level and School Year<sup>1</sup>

School Year	K	1	2	3	4	5	6	7	8	9	10	11	12	Total
2011-12														
2012-13	107	56												163
2013-14	68	104	53											225
2014-15	71	103	87	82	73									416

---

<sup>1</sup> Enrollment numbers are current as of April 1, 2015. Per instruction from SUNY, enrollment numbers reflect originating charters.



## **ENGLISH LANGUAGE ARTS**

### **Goal 1: English Language Arts**

Students will demonstrate proficiency in reading, writing, and comprehending the English language.

### **Background**

Believing that all students can succeed, SA Bed-Stuy 2 goes above and beyond Common Core standards. SA Bed-Stuy 2 uses THINK Literacy, a comprehensive balanced literacy program, in all grades. THINK Literacy was developed in-house by the Instructional Management team at Success Academy Charter Schools, the charter management organization. There are many components of THINK, including Shared Text, Guided Reading, Read Aloud with Discussion, Reading Workshop, and Writing Workshop. During Shared Text, the teacher displays a text and the whole class reads and analyzes it together, giving students practice interpreting brief, engaging texts. During Guided Reading, the teacher works with a small group of students to read and comprehend a book that is one level above what they can read and understand independently. During Read Aloud with Discussion, the teacher models the internal thinking that excellent readers exhibit, and students discuss their ideas about the book with their classmates. During Reading Workshop and Writing Workshop, students internalize key aspects of great reading and writing, through direct instruction, independent work, and partner work. All THINK components press students to read, write, think, and speak with clarity and precision.

In kindergarten and first grade, students also receive extensive phonics instruction. This early literacy curriculum is modeled on an enhanced version of Success For All (SFA), which has a proven track record in urban schools and has been implemented in 1,300 schools around the United States.

Students are assessed in reading regularly. They progress to the next instructional reading level when ready. Thus, children are assigned to appropriate reading levels based on reading performance, not age or grade.

SA Bed-Stuy 2 enforces specific protocols for how it collects, distributes, and analyzes data. These protocols work to help teachers and school leaders freely access information in real-time. In a fast-paced and constantly changing school environment, having ready access to academic data empowers the staff to better decide how to expend time and resources so as to maximize student achievement.

SA Bed-Stuy 2 views its teachers as Olympic athletes who must constantly train and improve their skills. Professional development is a regular part of their professional responsibilities as it develops skills, provides content area knowledge, and improves pedagogical techniques so that the teachers are prepared to “win the race” that is educating children. Further information is available in the school’s charter.

**Goal 1: Absolute Measure**

Each year, 75 percent of all tested students enrolled in at least their second year will perform at proficiency on the New York State English language arts examination for grades 3-8.

This measure assumes that the general format and structure of the State ELA exam will remain consistent. To the extent that there are significant format and structure changes to the exam, the school understands that its authorizer will take such changes into account when assessing the school's performance.

**Method**

The school administered the New York State Testing Program English language arts assessment to students in 3rd grade in April 2015. Each student's raw score has been converted to a grade-specific scaled score and a performance level.

The table below summarizes participation information for this year's test administration. The table indicates total enrollment and total number of students tested. It also provides a detailed breakdown of those students excluded from the exam. Note that this table includes all students according to grade level, even if they have not enrolled in at least their second year (defined as enrolled by BEDS day of the previous school year).

**2014-15 State English Language Arts Exam  
Number of Students Tested and Not Tested**

Grade	Total Tested	Not Tested <sup>2</sup>			Total Enrolled
		IEP	ELL	Absent	
3	53	0	0	0	53
4	2	0	0	0	2
5					
6					
7					
8					
All	55	0	0	0	55

**Results**

Based on scores from 2014-15, SA Bed-Stuy 2 did not meet the 75 percent proficient rate goal for English language arts. However, as noted below, this is due to significant changes

<sup>2</sup> Students exempted from this exam according to their Individualized Education Program (IEP), because of English Language Learners (ELL) status, or absence for at least some part of the exam.

to the exam.

**Performance on 2014-15 State English Language Arts Exam  
By All Students and Students Enrolled in At Least Their Second Year**

Grade s	All Students		Enrolled in at least their Second Year	
	Percent Proficient	Number Tested	Percent Proficient	Number Tested
3	67.92%	53	68.89%	45
4	100.00%	2	100.00%	2
5				
6				
7				
8				
All	69.09%	55	70.21%	47

**Evaluation**

Schools across New York State experienced significantly lower scores on state exams in 2012-13, 2013-14, and 2014-15 due to the shift to assessments that measure the Common Core Learning Standards. These lower scores were anticipated by the New York State Department of Education as the new examination was expected to “effectively create a new baseline measurement of student learning.”<sup>3</sup>

Like the majority of other schools in the state, SA Bed-Stuy 2 students scored lower than in years prior to 2012-13. Despite the drop in pass rate, SA Bed-Stuy 2 ranks high among elementary schools statewide (by overall proficiency rate) and has outperformed other schools in its district in the 2014-15 school year by a wide margin.

**Additional Evidence**

As noted above, the New York State English language arts examination increased in difficulty in 2012-13. As a result, pass rates on the 2014-15 English language arts test were lower than pass rates in 2011-12. But, as noted elsewhere, SA Bed-Stuy 2 ranks high among elementary schools statewide.

---

<sup>3</sup> See, e.g., *Memo from Commissioner King: Use of State Test Scores in Teacher and Principal Evaluations*, dated Aug. 2, 2013, available at <http://usny.nysed.gov/docs/memo-scores-release.pdf> (last visited Sept. 4, 2013).

## English Language Arts Performance by Grade Level and School Year

Grade	Percent of Students Enrolled in At Least Their Second Year Achieving Proficiency					
	2012-13		2013-14		2014-15	
	Percent	Number Tested	Percent	Number Tested	Percent	Number Tested
3					68.89%	45
4					100.00%	2
5						
6						
7						
8						
All					70.21%	47

### Goal 1: Absolute Measure

Each year, the school's aggregate Performance Level Index ("PLI") on the State English language arts exam will meet the Annual Measurable Objective ("AMO") set forth in the state's NCLB accountability system.

### Method

The federal No Child Left Behind law holds schools accountable for making annual yearly progress towards enabling all students to be proficient. As a result, the state sets an AMO each year to determine if schools are making satisfactory progress toward the goal of proficiency in the state's learning standards in English language arts. To achieve this measure, all tested students must have a Performance Level Index ("PLI") value that equals or exceeds the 2014-15 English language arts AMO of 97. The PLI is calculated by adding the sum of the percent of all tested students at Levels 2 through 4 with the sum of the percent of all tested students at Levels 3 and 4. Thus, the highest possible PLI is 200.<sup>4</sup>

### Results

For 2014-15, SA Bed-Stuy 2 achieved a PLI of 162. This is substantially greater than the target AMO of 97.

---

<sup>4</sup> In contrast to SED's Performance Index, the PLI does not account for year-to-year growth toward proficiency.  
SA Bed-Stuy 2 Charter School 2014-15 Accountability Plan Progress Report  
Page 7

## English Language Arts 2014-15 Performance Level Index (PLI)

Number in Cohort	Percent of Students at Each Performance Level			
	Level 1	Level 2	Level 3	Level 4
55	4%	13%	29%	9%

<b>PLI =</b>	<b>24%</b>	<b>+</b>	<b>53%</b>	<b>+</b>	<b>16%</b>	<b>=</b>	<b>93</b>
		<b>/</b>	<b>53%</b>	<b>+</b>	<b>16%</b>	<b>=</b>	<b>69</b>
					<b>PLI</b>	<b>=</b>	<b>162</b>

### Evaluation

SA Bed-Stuy 2 met this goal by achieving a PLI of 162.

### Goal 1: Comparative Measure

Each year, the percent of all tested students who are enrolled in at least their second year and performing at proficiency on the state English language arts exam will be greater than that of all students in the same tested grades in the local school district.

### Method

A school compares tested students enrolled in at least their second year to all tested students in the surrounding public school district. Comparisons are between the results for each grade in which the school had tested students in at least their second year at the school and the total result for all students at the corresponding grades in the school district.<sup>5</sup>

### Results

SA Bed-Stuy 2 achieved an overall proficiency rate of 70% (for students enrolled in at least their second year), approximately 40 percentage points higher than District 14's proficiency rate of 30%.

## 2014-15 State English Language Arts Exam

<sup>5</sup> Schools can acquire these data when the New York State Education Department releases its Access database containing grade level ELA and math test results for all schools and districts statewide. The NYSED announces the release of the data on its [News Release webpage](#).

## Charter School and District Performance by Grade Level

Grade	Percent of Students at Proficiency			
	Charter School Students In At Least 2 <sup>nd</sup> Year		All District Students	
	Percent	Number Tested	Percent	Number Tested
3	68.89%	45	29.50%	1173
4	100.00%	2	31.40%	1097
5				
6				
7				
8				
All	70.21%	47	30.40%	2270

### Evaluation

SA Bed-Stuy 2 met this goal with a proficiency rate that exceeded the local district's proficiency rate of 30% by approximately 40 percentage points.

### Additional Evidence

SA Bed-Stuy 2 considerably outperformed District 14 in the 2014-15 school year.

## English Language Arts Performance of Charter School and Local District by Grade Level and School Year

Grade	Percent of Students Enrolled in at Least their Second Year Who Are at Proficiency Compared to Local District Students					
	2012-13		2013-14		2014-15	
	Charter School	Local District	Charter School	Local District	Charter School	Local District
3					68.89%	29.50%
4					100.00%	31.40%
5						
6						
7						
8						
All					70.21%	30.40%

### Goal 1: Comparative Measure

Each year, the school will exceed its predicted level of performance on the state English

SA Bed-Stuy 2 Charter School 2014-15 Accountability Plan Progress Report

language arts exam by an Effect Size of 0.3 or above (performing higher than expected to a meaningful degree) according to a regression analysis controlling for economically disadvantaged students among all public schools in New York State.

### **Method**

SUNY has not provided Effect Size data.

### **Results**

Not applicable.

### **Results**

Not applicable.

### **Additional Evidence**

Not applicable.

### **Goal 1: Growth Measure<sup>6</sup>**

Each year, under the state's Growth Model, the school's mean unadjusted growth percentile in English language arts for all tested students in grades 4-8 will be above the state's unadjusted median growth percentile.

### **Method**

This school did not serve testing grades for the New York State English language arts examination in 2013-14.

### **Results**

Not applicable.

### **Evaluation**

Not applicable.

### **Additional Evidence**

Not applicable.

---

<sup>6</sup> See Guidelines for [Creating a SUNY Accountability Plan](#) for an explanation.  
SA Bed-Stuy 2 Charter School 2014-15 Accountability Plan Progress Report  
Page 10

## Summary of the English Language Arts Goal

Type	Measure	Outcome
Absolute	<p>Each year, 75 percent of all tested students who are enrolled in at least their second year will perform at proficiency on the New York State English language arts exam for grades 3-8.</p> <p>This measure assumes that the general format and structure of the State ELA exam will remain consistent. To the extent that there are significant format and structure changes to the exam, the school understands that its authorizer will take such changes into account when assessing the school's performance.</p>	Did not achieve
Absolute	Each year, the school's aggregate Performance Level Index (PLI) on the state English language arts exam will meet that year's Annual Measurable Objective (AMO) set forth in the state's NCLB accountability system.	Achieved
Comparative	Each year, the percent of all tested students who are enrolled in at least their second year and performing at proficiency on the state English language arts exam will be greater than that of students in the same tested grades in the local school district.	Achieved
Comparative	Each year, the school will exceed its predicted level of performance on the state English language arts exam by an Effect Size of 0.3 or above (performing higher than expected to a small degree) according to a regression analysis controlling for economically disadvantaged students among all public schools in New York State. (Using 2013-14 school district results.)	N/A
Growth	Each year, under the state's Growth Model the school's mean unadjusted growth percentile in English language arts for all tested students in grades 4-8 will be above the state's unadjusted median growth percentile.	N/A

### **Action Plan**

In order to continue improving in English language arts, SA Bed-Stuy 2 will make the following improvements to its literacy program:

- More effectively use shared text to enhance student discussions around literature that are truly student-driven and less directed by the teacher.
- Provide students with more opportunities to respond to literature in writing.
- Promote genre variety in the classroom by giving students short excerpts of non-fiction, realistic fiction, folktales, interviews, plays, pamphlets, advertisements, etc.
- Help students identify the main idea of what they read in order to better understand author's purpose and connect details to a cohesive narrative.
- Deepen class discussions around literature to transcend the literal and have students infer character traits, feelings and other aspects of literature not explicitly written.
- Provide students with opportunities to write across genres. Across a year, scholars will write narrative, argumentative, and informational pieces.



## MATHEMATICS

### Goal 2: Mathematics

Students will show competency in their understanding and application of mathematical computation and problem solving.

### Background

SA Bed-Stuy 2 uses Cognitively Guided Instruction (CGI) and the Investigations math program. Some of its key elements are described below:

- Problem Solving – CGI offers students a chance to solve real world, contextualized mathematical problems using conceptual understanding. Students learn the basics of problem solving strategies by solving daily word problems that require critical thinking and both written and verbal expression of mathematical reasoning. Students work individually to solve a problem and then share their strategies with their peers. The teacher leads a discussion based on student strategies that leads to understanding of mathematical properties.
- Assessment – SA Bed-Stuy 2 administers Math Interim Assessments and weekly quizzes to determine the progress of students with respect to the Common Core standards. Teachers use the data to inform future instruction.
- Common Core State Standard Alignment – SA Bed-Stuy 2 has mapped the scope and sequence of CGI and the Investigations math program to closely align with the Common Core. This scope and sequence closely follows the state and national requirements of what students should know and be able to do at each administration of the state math assessments. By aligning closely with the Common Core and assessments, teachers will have a much better sense of where their students stand in SA Bed-Stuy 2's goal of preparing all students for college-track level mathematics in middle and high school.
- Conceptual Understanding – Investigations math places an emphasis on open-ended exploration and interactive learning components to each lesson to let students make sense of mathematics by building on ideas and observations from previous experiences. By learning mathematical ideas and procedures that is grounded in meaning, students are able to apply their thinking to new situations and unfamiliar problems. CGI uses daily world problems to give students meaning, understanding, and application to the math they learn.
- Computational Fluency – SA Bed-Stuy 2 also provides students with regular math facts practice because it recognizes the importance of computational fluency. Math facts quizzes emphasize both accuracy and speed.

**Goal 2: Absolute Measure**

Each year, 75 percent of all tested students enrolled in at least their second year will perform at proficiency on the New York State mathematics examination for grades 3-8.

This measure assumes that the general format and structure of the State mathematics exam will remain consistent. To the extent that there are significant format and structure changes to the exam, the school understands that its authorizer will take such changes into account when assessing the school's performance.

**Method**

The school administered the New York State Testing Program mathematics assessment to students in 3rd grade in April 2015. Each student's raw score has been converted to a grade-specific scaled score and a performance level.

The table below summarizes participation information for this year's test administration. The table indicates total enrollment and total number of students tested. It also provides a detailed breakdown of those students excluded from the exam. Note that this table includes all students according to grade level, even if they have not enrolled in at least their second year.

**2014-15 State Mathematics Exam  
Number of Students Tested and Not Tested**

Grade	Total Tested	Not Tested <sup>7</sup>			Total Enrolled
		IEP	ELL	Absent	
3	53	0	0	0	53
4	2	0	0	0	2
5					
6					
7					
8					
All	55	0	0	0	55

**Results**

Based on scores from 2014-15, SA Bed-Stuy 2 exceeded the absolute measure goal for math.

**Performance on 2014-15 State Mathematics Exam**

<sup>7</sup> Students exempted from this exam according to their Individualized Education Program (IEP), because of English Language Learners (ELL) status, or absence for at least some part of the exam.

## By All Students and Students Enrolled in At Least Their Second Year

Grade s	All Students		Enrolled in at least their Second Year	
	Percent Proficient	Number Tested	Percent Proficient	Number Tested
3	94.34%	53	95.56%	45
4	100.00%	2	100.00%	2
5				
6				
7				
8				
All	94.55%	55	95.74%	47

### Evaluation

SA Bed-Stuy 2 met the absolute measure goal in 2014-15 for mathematics.

### Additional Evidence

SA Bed-Stuy 2 exceeded this absolute measure goal for math by a wide margin. As it continues to improve its math program, SA Bed-Stuy 2 expects to continue to perform well in the future.

### Mathematics Performance by Grade Level and School Year

Grade	Percent of Students Enrolled in At Least Their Second Year Achieving Proficiency					
	2012-13		2013-14		2014-15	
	Percent	Number Tested	Percent	Number Tested	Percent	Number Tested
3					95.56%	45
4					100.00%	2
5						
6						
7						
8						
All					95.74%	47

### Goal 2: Absolute Measure

Each year, the school's aggregate Performance Level Index (PLI) on the State mathematics exam will meet the Annual Measurable Objective (AMO) set forth in the state's NCLB accountability system.

## Method

The federal No Child Left Behind law holds schools accountable for making annual yearly progress towards enabling all students to be proficient. As a result, the state sets an AMO each year to determine if schools are making satisfactory progress toward the goal of proficiency in the state's learning standards in mathematics. To achieve this measure, all tested students must have a Performance Level Index (PLI) value that equals or exceeds the 2014-15 mathematics AMO of 94. The PLI is calculated by adding the sum of the percent of all tested students at Levels 2 through 4 with the sum of the percent of all tested students at Levels 3 and 4. Thus, the highest possible PLI is 200.<sup>8</sup>

## Results

For 2014-15, SA Bed-Stuy 2 achieved a PLI of 193. This is substantially greater than the target AMO of 94.

### Mathematics 2014-15 Performance Level Index (PLI)

Number in Cohort	Percent of Students at Each Performance Level			
	Level 1	Level 2	Level 3	Level 4
55	2%	4%	24%	71%

<b>PLI =</b>	<b>4%</b>	<b>+</b>	<b>24%</b>	<b>+</b>	<b>71%</b>	<b>=</b>	<b>98</b>
		<b>/</b>	<b>24%</b>	<b>+</b>	<b>71%</b>	<b>=</b>	<b>95</b>
					<b>PLI</b>	<b>=</b>	<b>193</b>

## Evaluation

SA Bed-Stuy 2 met this goal by achieving a PLI of 193.

### Goal 2: Comparative Measure

Each year, the percent of all tested students who are enrolled in at least their second year and performing at proficiency on the state mathematics exam will be greater than that of all students in the same tested grades in the local school district.

## Method

A school compares the performance of tested students enrolled in at least their second year to that of all tested students in the surrounding public school district. Comparisons are between the results for each grade in which the school had tested students in at least their second year at the school and the total result for all students at the corresponding grades in

---

<sup>8</sup> In contrast to NYSED's Performance Index, the PLI does not account for year-to-year growth toward proficiency.  
SA Bed-Stuy 2 Charter School 2014-15 Accountability Plan Progress Report  
Page 15

the school district.<sup>9</sup>

**Results**

SA Bed-Stuy 2 achieved an overall proficiency rate of 96% (for students enrolled in at least their second year), approximately 59 percentage points higher than District 14's proficiency rate of 37%.

**2014-15 State Mathematics Exam  
Charter School and District Performance by Grade Level**

Grade	Percent of Students at Proficiency			
	Charter School Students In At Least 2 <sup>nd</sup> Year		All District Students	
	Percent	Number Tested	Percent	Number Tested
3	95.56%	45	35.90%	1185
4	100.00%	2	38.50%	1104
5				
6				
7				
8				
All	95.74%	47	37.10%	2289

**Evaluation**

SA Bed-Stuy 2 met this goal with a proficiency rate that exceeded the local district's proficiency rate of 37% by approximately 59 percentage points.

**Additional Evidence**

SA Bed-Stuy 2 considerably outperformed District 14 in the 2014-15 school year.

**Mathematics Performance of Charter School and Local District  
by Grade Level and School Year**

Grade	Percent of Students Enrolled in at Least their Second Year Who Are at Proficiency Compared to Local District Students		
	2012-13	2013-14	2014-15

<sup>9</sup> Schools can acquire these data when the New York State Education Department releases its database containing grade level ELA and math test results for all schools and districts statewide. The NYSED announces the release of the data on its [News Release webpage](#).

	Charter School	Local District	Charter School	Local District	Charter School	Local District
3					95.56%	35.90%
4					100.00%	38.50%
5						
6						
7						
8						
All					95.74%	37.10%

### Goal 2: Comparative Measure

Each year, the school will exceed its predicted level of performance on the state mathematics exam by an Effect Size of 0.3 or above (performing higher than expected to a meaningful degree) according to a regression analysis controlling for economically disadvantaged students among all public schools in New York State.

#### Method

SUNY has not provided Effect Size data.

#### Results

Not applicable.

#### Evaluation

Not applicable.

#### Additional Evidence

Not applicable.

### Goal 2: Growth Measure<sup>10</sup>

Each year, under the state's Growth Model, the school's mean unadjusted growth percentile in mathematics for all tested students in grades 4-8 will be above the state's unadjusted median growth percentile.

#### Method

---

<sup>10</sup> See Guidelines for [Creating a SUNY Accountability Plan](#) for an explanation.  
SA Bed-Stuy 2 Charter School 2014-15 Accountability Plan Progress Report  
Page 17

This school did not serve testing grades for the New York State mathematics examination in 2013-14.

**Results**

Not applicable.

**Evaluation**

Not applicable.

**Additional Evidence**

Not applicable.

**Summary of the Mathematics Goal**

Type	Measure	Outcome
Absolute	<p>Each year, 75 percent of all tested students who are enrolled in at least their second year will perform at proficiency on the New York State mathematics exam for grades 3-8.</p> <p>This measure assumes that the general format and structure of the State math exam will remain consistent. To the extent that there are significant format and structure changes to the exam, the school understands that its authorizer will take such changes into account when assessing the school's performance.</p>	Achieved
Absolute	Each year, the school's aggregate Performance Level Index (PLI) on the state mathematics exam will meet that year's Annual Measurable Objective (AMO) set forth in the state's NCLB accountability system.	Achieved
Comparative	Each year, the percent of all tested students who are enrolled in at least their second year and performing at proficiency on the state mathematics exam will be greater than that of students in the same tested grades in the local school district.	Achieved
Comparative	Each year, the school will exceed its predicted level of performance on the state mathematics exam by an Effect Size of 0.3 or above (performing higher than expected to a small degree) according to a regression analysis controlling for economically disadvantaged students among all public schools in New York State. (Using 2013-14 school district results.)	N/A
Growth	Each year, under the state's Growth Model the school's mean unadjusted growth percentile in mathematics for all tested students in grades 4-8 will be above the state's unadjusted median growth percentile.	N/A

**Action Plan**

Despite impressive state math test results, SA Bed-Stuy 2 is looking to make the following improvements to the math program:

- More effectively guide students to move away from invented strategies for solving problems, which can sometimes be laborious, towards more efficient strategies that improve accuracy
- Improve the pacing calendar for math instruction so that teachers have time to teach oft-overlooked skills like fractions

## **SCIENCE**

### **Goal 3: Science**

Students will understand and apply scientific principles at a proficient level.

#### **Background**

The school's curriculum is unique in its attention to science, including unprecedented daily instruction. The school uses a discovery-based, experiential approach to science, guided by the most influential authorities on elementary science education today, the American Association for the Advancement of Science Benchmarks and the National Resource Council National Science Education Standards. Taught by specialized science teachers, students have hands-on experience with objects, materials, and organisms to understand the natural world. The curriculum provides students with a solid foundation in discovery-based science to ensure that they can excel in middle and high school science classes.

### **Goal 3: Absolute Measure**

Each year, 75 percent of all tested students enrolled in at least their second year will perform at proficiency on the New York State science examination.

This measure assumes that the general format and structure of the State science exam will remain consistent. To the extent that there are significant format and structure changes to the exam, the school understands that its authorizer will take such changes into account when assessing the school's performance.

#### **Method**

This school did not serve testing grades for the New York State science examination in 2013-14.

#### **Results**

Not applicable.

#### **Evaluation**

Not applicable.



### Additional Evidence

Not applicable.

### Goal 3: Comparative Measure

Each year, the percent of all tested students enrolled in at least their second year and performing at proficiency on the state science exam will be greater than that of all students in the same tested grades in the local school district.

### Method

This school did not serve testing grades for the New York State science examination in 2013-14 or in any of the comparison years.

### Results

Not applicable.

### Evaluation

Not applicable.

### Additional Evidence

Not applicable.

### Summary of the Science Goal

Type	Measure	Outcome
Absolute	<p>Each year, 75 percent of all tested students enrolled in at least their second year will perform at proficiency on the New York State examination.</p> <p>This measure assumes that the general format and structure of the State science exam will remain consistent. To the extent that there are significant format and structure changes to the exam, the school understands that its authorizer will take such changes into account when assessing the school's performance.</p>	N/A

Comparative	Each year, the percent of all tested students enrolled in at least their second year and performing at proficiency on the state exam will be greater than that of all students in the same tested grades in the local school district.	N/A
-------------	--	-----

**Action Plan**

While progress cannot yet be measured quantitatively, the school remains confident that the program and curriculum described here and in the charter will lead to academic achievement that meets the goals outlined in the Accountability Plan.

**NCLB**

**Goal 4: NCLB**

The school will make Adequate Yearly Progress.

**Goal 4: Absolute Measure**

Under the state’s NCLB accountability system, the school’s Accountability Status is in good standing: the state has not identified the school as a Focus School nor determined that it has met the criteria to be identified as school requiring a local assistance plan.

**Method**

Because *all* students are expected to meet the state's learning standards, the federal No Child Left Behind legislation stipulates that various sub-populations and demographic categories of students among all tested students must meet state proficiency standards. New York, like all states, established a system for making these determinations for its public schools. Each year the state issues School Report Cards. The report cards indicate each school’s status under the state’s No Child Left Behind (NCLB) accountability system.

**Results**

SA Bed-Stuy 2 achieved a status of “Good Standing” for 2014-15.

**Evaluation**

SA Bed-Stuy 2 achieved its goal by achieving a status of “Good Standing” for the 2014-15 academic year.

**Additional Evidence**

SA Bed-Stuy 2 has maintained its status of “Good Standing” for every year for which information is available and expects to maintain this status in the future.

**NCLB Status by Year**

Year	Status
2012-13	N/A
2013-14	N/A
2014-15	Good Standing



# Appendix B: Total Expenditures and Administrative Expenditures per Child

Last updated: 07/31/2015

## Page 1

Charter School Name:

### B. Financial Information

This information is required of ALL charter schools. Provide the following measures of fiscal performance of the charter school in Appendix B (Total Expenditures and Administrative Expenditures Per Child):

#### 1. Total Expenditures Per Child

To calculate '**Total Expenditures per Child**' take total expenditures (from the unaudited 2014-15 Schedule of Functional Expenses) and divide by the year end per pupil count. (Integers Only. No dollar signs or commas).

Line 1: Total Expenditures	5319517
Line 2: Year End Per Pupil Count	303
Line 3: Divide Line 1 by Line 2	17556

#### 2. Administrative Expenditures per Child

To calculate '**Administrative Expenditures per Child**' take the relevant portion from the 'personnel services cost' row and the 'management and general' column (from the unaudited 2014-15 Schedule of Functional Expenses) and divide by the year end per pupil count. The relevant portion that must be included in this calculation is defined as follows:

Administrative Expenditures: Administration and management of the charter school includes the activities and personnel of the offices of the chief school officers, the treasurer, the finance or business offices, the purchasing unit, the employee personnel offices, the records management offices, or a public information and services offices. It also includes those administrative and management services provided by other organizations or corporations on behalf of the charter school for which the charter school pays a fee or other compensation.

Please note the following:

- Do not include the FTE of personnel dedicated to administration of the instructional programs.
- Do not include Employee Benefit costs or expenditures in the above calculations.
- A template for the Schedule of Functional Expenses is provided on page 20 of the 2014-15 Annual Report Guidelines to assist schools identify the categories of expenses needed to compute the two per pupil calculations. This template does not need to be completed or submitted on August 1st as it will be submitted November 1st as part of the audited financial statements. Therefore schools should use unaudited amounts for these per pupil calculations. (See the 2014-15 Annual Report Guidelines in "Resources" area of your portal task page).

To calculate '**Administrative Expenditures per Child**' take the relevant portion from the 'personnel services cost' row and the 'management and general' column (from the 2014-15 Schedule of Functional Expenses) and divide by the year end per pupil count. (Integers Only. No dollar signs or commas).

Line 1: Relevant Personnel Services Cost (Row)	157168
Line 2: Management and General Cost (Column)	533082
Line 3: Sum of Line 1 and Line 2	690249
Line 4: Year End Per Pupil Count	303
Line 5: Divide Line 3 by the Year End Per Pupil Count	2278

***Thank you.***



**GENERAL INSTRUCTIONS FOR ANNUAL BUDGET/QUARTERLY REPORT**

**TEMPLATE TABS**




**1- GRAY tab contains the Instructions**

<a href="#">Instructions</a>	Provides description of tabs and input requirements.
------------------------------	--

**2- BLUE tabs require input of information**

<a href="#">1.) Name of School</a>	Enter school name, contact information and academic year for the yearly budget and quarterly reports.
<a href="#">2.) Enrollment</a>	Enter enrollment information on this tab. Use for inputting BOTH Annual Budget (& Revisions) and Quarterly Actuals. Includes: >Enrollment by Grade >Enrollment by District
<a href="#">3.) Staffing Plan</a>	Enter staffing plan information on this tab. Use for inputting BOTH Annual Budget (& Revisions) and Quarterly Actuals. Includes: >Full Time Equivalent (FTE), by Position Category, By Quarter >Average Wage, by Position Category, By Quarter
<a href="#">4.) Yearly Budget</a>	Enter data in light blue cells. >Enrollment data and Per Pupil Revenue for the current year are populated based upon input on tab "2.) Enrollment." >Avg FTE and Personnel Costs for current year are populated based upon input on tab "3.) Staffing Plan." >"Pior Year" column may be completed based upon preliminary data, and adjusted with Annual Audited data when the Quarter 2 Actuals are being submitted. >Budget Revisions, as necessary and approved by the school's Board of Directors, should be submitted when submitting Quarterly Actuals.
<a href="#">5.) Balance Sheet</a>	Enter data in light blue cells. >"Pior Year" column may be completed based upon preliminary data, and adjusted with Annual Audited data when the Quarter 2 Actuals are being submitted.
<a href="#">6.) Quarterly Report</a>	Enter data in light blue cells. >Enrollment data and Per Pupil Revenue for the current year are populated based upon input on tab "2.) Enrollment." >Avg FTE and Personnel Costs for current year are populated based upon input on tab "3.) Staffing Plan."
<a href="#">7.) Annual Report Requirement</a>	Complete when submitting Actual Quarter 4.

**CELL COLORS & GUIDANCE COMMENTS**

-  = Enter information into the light BLUE shaded cells.
-  = Cells labeled in ORANGE containe guidance regarding the input of information.
-  = Cells containing RED triangles in the upper right corner contain "guidance comments" on that particular line item. Please "mouse-over" the triangle to reveal each comment.

**Charter Funding Alphabetical By NYS School District**  
**\* (Sum of Charter School Basic Tuition and Supplemental Basic Tuition)**

<b>District Code</b>	<b>School District Name</b>	<b>Final 2014-15 Basic Tuition*</b>	<b>Final 2015-16 Basic Tuition*</b>
----------------------	-----------------------------	-------------------------------------	-------------------------------------



**Charter Schools Institute**  
The State University of New York

## **ANNUAL BUDGET & QUARTERLY REPORT TEMPLATE**

### **Success Academy Bed Stuy 2**

Contact Name: James Stotz  
Contact Title: Controller  
Contact Email: [REDACTED]  
Contact Phone: [REDACTED]

Current Academic Year: 2015-16

Prior Academic Year: #NAME?



ENROLLMENT BY GRADES									
GRADES	K	1	2	3	4	5	6	7	
INITIAL BUDGETED ENROLLMENT	60	90	90	90	56	0	0	0	
TOTAL ENROLLMENT = 386									

ENROLLMENT BY DISTRICT

	PRIOR YEAR ACTUAL	ANNUAL BUDGET TOTAL DISTRICTS/ENROLLMENT BY QUARTER						
		QUARTER 1		QUARTER 2		QUARTER 3		QUAR
		Original	Revised	Original	Revised	Original	Revised	Original
NUMBER OF SCHOOL DISTRICTS ENROLLED:	0	1	0	1	0	1	0	1
NUMBER OF STUDENTS ENROLLED:	0	369.57	0	369.57	0	369.57	0	369.57

NOTE:  
IF there are NO Annual Budget revisions leave "Revised Budgeted Enrollment" Column(s) COM  
BLANK.  
IF "Revised Budgeted Enrollment" column is utilized, all cells in the entire column should be con

	PRIOR YEAR #NAME?  Actual Enrollment	ANNUAL BUDGET ENROLLMENT BY QUARTER						
		QUARTER 1		QUARTER 2		QUARTER 3		QUAR
		Original Budgeted Enrollment	Revised Budgeted Enrollment	Original Budgeted Enrollment	Revised Budgeted Enrollment	Original Budgeted Enrollment	Revised Budgeted Enrollment	Original Budgeted Enrollment
1 PRIMARY District		369.57		369.57		369.57		369.57
2 SECONDARY District								

PRIMARY/OTHER	DISTRICT NAME(S)
1 PRIMARY District	NYC CHANCELLOR'S OFFICE
2 SECONDARY District	(Select from drop-down list)
Other District 3	(Select from drop-down list)
Other District 4	(Select from drop-down list)
Other District 5	(Select from drop-down list)
Other District 6	(Select from drop-down list)
Other District 7	(Select from drop-down list)
Other District 8	(Select from drop-down list)
Other District 9	(Select from drop-down list)
Other District 10	(Select from drop-down list)
Other District 11	(Select from drop-down list)
Other District 12	(Select from drop-down list)
Other District 13	(Select from drop-down list)
Other District 14	(Select from drop-down list)
Other District 15	(Select from drop-down list)
Other District 16	(Select from drop-down list)
Other District 17	(Select from drop-down list)
Other District 18	(Select from drop-down list)
Other District 19	(Select from drop-down list)
Other District 20	(Select from drop-down list)
Other District 21	(Select from drop-down list)
Other District 22	(Select from drop-down list)
Other District 23	(Select from drop-down list)
Other District 24	(Select from drop-down list)
Other District 25	(Select from drop-down list)
Other District 26	(Select from drop-down list)
Other District 27	(Select from drop-down list)
Other District 28	(Select from drop-down list)
Other District 29	(Select from drop-down list)
Other District 30	(Select from drop-down list)
Other District 31	(Select from drop-down list)
Other District 32	(Select from drop-down list)
Other District 33	(Select from drop-down list)
Other District 34	(Select from drop-down list)
Other District 35	(Select from drop-down list)
Other District 36	(Select from drop-down list)
Other District 37	(Select from drop-down list)
Other District 38	(Select from drop-down list)
Other District 39	(Select from drop-down list)
Other District 40	(Select from drop-down list)
Other District 41	(Select from drop-down list)
Other District 42	(Select from drop-down list)
Other District 43	(Select from drop-down list)
Other District 44	(Select from drop-down list)
Other District 45	(Select from drop-down list)
Other District 46	(Select from drop-down list)
Other District 47	(Select from drop-down list)
Other District 48	(Select from drop-down list)
Other District 49	(Select from drop-down list)
Other District 50	(Select from drop-down list)

8	9	10	11	12
0	0	0	0	0

ACTUAL QUARTERLY TOTAL DISTRICTS/ENROLLMENT				
QUARTER 4	QUARTER 1	QUARTER 2	QUARTER 3	QUARTER 4
<i>Revised</i>	Actual	Actual	Actual	Actual
0	0	0	0	0
0	0	0	0	0
COMPLETELY Completed.				
ACTUAL ENROLLMENT BY QUARTER				
QUARTER 4	QUARTER 1	QUARTER 2	QUARTER 3	QUARTER 4
<i>Revised</i> Budgeted Enrollment	Actual Enrollment	Actual Enrollment	Actual Enrollment	Actual Enrollment

**SUCCESS ACADEMY BED STUY  
2015-16**

**STAFFING PLAN - FULL TIME EQUIVALEN**

**\*NOTE:** If there are NO budget revisions at the time of quarterly submittal leave the 'REVISED' Column(s) COMPLETE. IF the Revised Budget column IS utilized, the ENTIRE column should be completed for both the FTE and WAGES se

<b>ADMINISTRATIVE PERSONNEL FTE</b>		<b>PRIOR YEAR 2014-15 ACTUAL</b>	<b>ANNUAL BUDGETED FTE</b>						
<b>*NOTE: Enter the number of FTE positions in the "blue" cells.</b>			<b>Q1</b>		<b>Q2</b>		<b>Q3</b>		<b>Q4</b>
			<b>Original</b>	<b>Revised</b>	<b>Original</b>	<b>Revised</b>	<b>Original</b>	<b>Revised</b>	<b>Original</b>
Executive Management									
Instructional Management			4.0		4.0		4.0		4.0
Deans, Directors & Coordinators			2.0		2.0		2.0		2.0
CFO / Director of Finance									
Operation / Business Manager			4.0		4.0		4.0		4.0
Administrative Staff									
<b>TOTAL ADMINISTRATIVE STAFF</b>		0.0	10.0	0.0	10.0	0.0	10.0	0.0	10.0
<b>INSTRUCTIONAL PERSONNEL FTE</b>		<b>PRIOR YEAR 2014-15 ACTUAL</b>	<b>ANNUAL BUDGETED FTE</b>						
<b>*NOTE: Enter the number of FTE positions in the "blue" cells.</b>			<b>Q1</b>		<b>Q2</b>		<b>Q3</b>		<b>Q4</b>
			<b>Original</b>	<b>Revised</b>	<b>Original</b>	<b>Revised</b>	<b>Original</b>	<b>Revised</b>	<b>Original</b>
Teachers - Regular			16.0		16.0		16.0		16.0
Teachers - SPED			4.5		4.5		4.5		4.5
Substitute Teachers			0.0		0.0		0.0		0.0
Teaching Assistants			6.0		6.0		6.0		6.0
Specialty Teachers			4.5		4.5		4.5		4.5
Aides			0.0		0.0		0.0		0.0
Therapists & Counselors			1.0		1.0		1.0		1.0
Other			0.0		0.0		0.0		0.0
<b>TOTAL INSTRUCTIONAL</b>		0.0	32.0	0.0	32.0	0.0	32.0	0.0	32.0
<b>NON-INSTRUCTIONAL PERSONNEL FTE</b>		<b>PRIOR YEAR 2014-15 ACTUAL</b>	<b>ANNUAL BUDGETED FTE</b>						
<b>*NOTE: Enter the number of FTE positions in the "blue" cells.</b>			<b>Q1</b>		<b>Q2</b>		<b>Q3</b>		<b>Q4</b>
			<b>Original</b>	<b>Revised</b>	<b>Original</b>	<b>Revised</b>	<b>Original</b>	<b>Revised</b>	<b>Original</b>
Nurse			0.0		0.0		0.0		0.0
Librarian			0.0		0.0		0.0		0.0
Custodian			0.0		0.0		0.0		0.0
Security			0.0		0.0		0.0		0.0
Other			0.0		0.0		0.0		0.0
<b>TOTAL NON-INSTRUCTIONAL</b>		0.0	0.0	0.0	0.0	0.0	0.0	0.0	0.0
<b>TOTAL PERSONNEL SERVICE FTE</b>		0.0	42.0	0.0	42.0	0.0	42.0	0.0	42.0





ADMINISTRATIVE PERSONNEL WAGES		ACTUAL QUARTERLY WAGES				Description of Assumptions
<b>*NOTE:</b> Enter the average salary for each category in the "blue" cells.	4	Q1	Q2	Q3	Q4	
	Revised	Actual	Actual	Actual	Actual	
Executive Management						
Instructional Management						
Deans, Directors & Coordinators						
CFO / Director of Finance						
Operation / Business Manager						
Administrative Staff						
INSTRUCTIONAL PERSONNEL WAGES		ACTUAL QUARTERLY WAGES				Description of Assumptions
<b>*NOTE:</b> Enter the average salary for each category in the "blue" cells.	4	Q1	Q2	Q3	Q4	
	Revised	Actual	Actual	Actual	Actual	
Teachers - Regular						
Teachers - SPED						
Substitute Teachers						
Teaching Assistants						
Specialty Teachers						
Aides						
Therapists & Counselors						
Other						
NON-INSTRUCTIONAL PERSONNEL WAGES		ACTUAL QUARTERLY WAGES				Description of Assumptions
<b>*NOTE:</b> Enter the average salary for each category in the "blue" cells.	4	Q1	Q2	Q3	Q4	
	Revised	Actual	Actual	Actual	Actual	
Nurse						
Librarian						
Custodian						
Security						
Other						



**SUCCESS ACADEMY BED STUY 2  
Budget / Operating Plan  
2015-16**

		-	#NAME?	#NAME?	#NAME?	#NAME?	#NAME?	#NAME?	#NAME?
<b>Total Revenue</b>		-	#NAME?	#NAME?	#NAME?	#NAME?	#NAME?	#NAME?	#NAME?
<b>Total Expenses</b>		-	1,415,332	#NAME?	#NAME?	1,415,332	#NAME?	#NAME?	1,415,332
<b>Net Income</b>		-	#NAME?	#NAME?	#NAME?	#NAME?	#NAME?	#NAME?	#NAME?
<b>Actual Student Enrollment</b>		-	370	-	-	370	-	-	370
		<b>Prior Year Actual</b>	<b>1st Quarter - 7/1 - 9/30</b>			<b>2nd Quarter - 10/1 - 12/31</b>			<b>3rd Q</b>
		#NAME?	<b>Original Budget</b>	<b>Revised Budget</b>	<b>Variance</b>	<b>Original Budget</b>	<b>Revised Budget</b>	<b>Variance</b>	<b>Original Budget</b>
<b>EXPENSES</b>									
<b>ADMINISTRATIVE STAFF PERSONNEL COSTS</b>		<b>Avg. No. of Positions</b>							
Executive Management	-	-	-	-	#NAME?	-	-	#NAME?	-
Instructional Management	4.00	-	89,371	-	#NAME?	89,371	-	#NAME?	89,371
Deans, Directors & Coordinators	2.00	-	23,897	-	#NAME?	23,897	-	#NAME?	23,897
CFO / Director of Finance	-	-	-	-	#NAME?	-	-	#NAME?	-
Operation / Business Manager	4.00	-	62,123	-	#NAME?	62,123	-	#NAME?	62,123
Administrative Staff	-	-	-	-	#NAME?	-	-	#NAME?	-
<b>TOTAL ADMINISTRATIVE STAFF</b>	<b>10.00</b>	-	<b>175,392</b>	-	<b>#NAME?</b>	<b>175,392</b>	-	<b>#NAME?</b>	<b>175,392</b>
<b>INSTRUCTIONAL PERSONNEL COSTS</b>									
Teachers - Regular	16.00	-	256,041	-	#NAME?	256,041	-	#NAME?	256,041
Teachers - SPED	4.50	-	69,214	-	#NAME?	69,214	-	#NAME?	69,214
Substitute Teachers	-	-	-	-	#NAME?	-	-	#NAME?	-
Teaching Assistants	6.00	-	71,400	-	#NAME?	71,400	-	#NAME?	71,400
Specialty Teachers	4.50	-	67,089	-	#NAME?	67,089	-	#NAME?	67,089
Aides	-	-	-	-	#NAME?	-	-	#NAME?	-
Therapists & Counselors	1.00	-	17,000	-	#NAME?	17,000	-	#NAME?	17,000
Other	-	-	-	-	#NAME?	-	-	#NAME?	-
<b>TOTAL INSTRUCTIONAL</b>	<b>32.00</b>	-	<b>480,745</b>	-	<b>#NAME?</b>	<b>480,745</b>	-	<b>#NAME?</b>	<b>480,745</b>
<b>NON-INSTRUCTIONAL PERSONNEL COSTS</b>									
Nurse	-	-	-	-	#NAME?	-	-	#NAME?	-
Librarian	-	-	-	-	#NAME?	-	-	#NAME?	-
Custodian	-	-	-	-	#NAME?	-	-	#NAME?	-
Security	-	-	-	-	#NAME?	-	-	#NAME?	-
Other	-	-	-	-	#NAME?	-	-	#NAME?	-
<b>TOTAL NON-INSTRUCTIONAL</b>	<b>-</b>	-	-	-	#NAME?	-	-	#NAME?	-
<b>SUBTOTAL PERSONNEL SERVICE COSTS</b>	<b>42.00</b>	-	<b>656,137</b>	-	<b>#NAME?</b>	<b>656,137</b>	-	<b>#NAME?</b>	<b>656,137</b>
<b>PAYROLL TAXES AND BENEFITS</b>									
Payroll Taxes	-	-	58,131	-	#NAME?	58,131	-	#NAME?	58,131
Fringe / Employee Benefits	-	-	101,989	-	#NAME?	101,989	-	#NAME?	101,989
Retirement / Pension	-	-	17,343	-	#NAME?	17,343	-	#NAME?	17,343
<b>TOTAL PAYROLL TAXES AND BENEFITS</b>	<b>-</b>	-	<b>177,463</b>	-	<b>#NAME?</b>	<b>177,463</b>	-	<b>#NAME?</b>	<b>177,463</b>
<b>TOTAL PERSONNEL SERVICE COSTS</b>	<b>42.00</b>	-	<b>833,600</b>	-	<b>#NAME?</b>	<b>833,600</b>	-	<b>#NAME?</b>	<b>833,600</b>
<b>CONTRACTED SERVICES</b>									
Accounting / Audit	-	-	-	-	#NAME?	-	-	#NAME?	-
Legal	-	-	-	-	#NAME?	-	-	#NAME?	-
Management Company Fee	-	-	195,438	-	#NAME?	195,438	-	#NAME?	195,438
Nurse Services	-	-	-	-	#NAME?	-	-	#NAME?	-
Food Service / School Lunch	-	-	-	-	#NAME?	-	-	#NAME?	-
Payroll Services	-	-	2,337	-	#NAME?	2,337	-	#NAME?	2,337
Special Ed Services	-	-	-	-	#NAME?	-	-	#NAME?	-
Titlement Services (i.e. Title I)	-	-	-	-	#NAME?	-	-	#NAME?	-
Other Purchased / Professional / Consulting	-	-	12,603	-	#NAME?	12,603	-	#NAME?	12,603
<b>TOTAL CONTRACTED SERVICES</b>	<b>-</b>	-	<b>210,378</b>	-	<b>#NAME?</b>	<b>210,378</b>	-	<b>#NAME?</b>	<b>210,378</b>





**SUCCESS ACADEMY BED STUY 2  
Budget / Operating Plan  
2015-16**

Total Revenue	-	#NAME?	#NAME?	#NAME?	#NAME?	#NAME?	#NAME?	#NAME?	#NAME?
Total Expenses	-	1,415,332	#NAME?	#NAME?	1,415,332	#NAME?	#NAME?	1,415,332	#NAME?
Net Income	-	#NAME?	#NAME?	#NAME?	#NAME?	#NAME?	#NAME?	#NAME?	#NAME?
Actual Student Enrollment	-	370	-	-	370	-	-	-	370
	Prior Year Actual	1st Quarter - 7/1 - 9/30			2nd Quarter - 10/1 - 12/31			3rd Q	
	#NAME?	Original Budget	Revised Budget	Variance	Original Budget	Revised Budget	Variance	Original Budget	
<b>ENROLLMENT - *School Districts Are Linked To Above Entries*</b>									
Number of Districts:	-	1	-	-	1	-	-	-	1
NYC CHANCELLOR'S OFFICE	-	370	-	-	370	-	-	-	370
-	-	-	-	-	-	-	-	-	-
-	-	-	-	-	-	-	-	-	-
-	-	-	-	-	-	-	-	-	-
-	-	-	-	-	-	-	-	-	-
-	-	-	-	-	-	-	-	-	-
-	-	-	-	-	-	-	-	-	-
-	-	-	-	-	-	-	-	-	-
-	-	-	-	-	-	-	-	-	-
-	-	-	-	-	-	-	-	-	-
-	-	-	-	-	-	-	-	-	-
-	-	-	-	-	-	-	-	-	-
-	-	-	-	-	-	-	-	-	-
-	-	-	-	-	-	-	-	-	-
-	-	-	-	-	-	-	-	-	-
-	-	-	-	-	-	-	-	-	-
ALL OTHER School Districts: ( Weighted Avg )	-	-	-	-	-	-	-	-	-
<b>TOTAL ENROLLMENT</b>	-	<b>370</b>	-	-	<b>370</b>	-	-	-	<b>370</b>
<b>REVENUE PER PUPIL</b>	-	#NAME?	-	#NAME?	#NAME?	-	#NAME?	#NAME?	
<b>EXPENSES PER PUPIL</b>	-	<b>3,830</b>	-	#NAME?	<b>3,830</b>	-	#NAME?	<b>3,830</b>	



		#NAME?	#NAME?	#NAME?	#NAME?	#NAME?
<b>Total Revenue</b>		#NAME?	#NAME?	#NAME?	#NAME?	#NAME?
<b>Total Expenses</b>		#NAME?	#NAME?	1,415,332	#NAME?	#NAME?
<b>Net Income</b>		#NAME?	#NAME?	#NAME?	#NAME?	#NAME?
<b>Actual Student Enrollment</b>		-	-	370	-	-
		Quarter - 1/1 - 3/31		4th Quarter - 4/1 - 6/30		
		Revised Budget	Variance	Original Budget	Revised Budget	Variance
<b>EXPENSES</b>						
<b>ADMINISTRATIVE STAFF PERSONNEL COSTS</b>		Avg. No. of Positions				
Executive Management	-	-	#NAME?	-	-	#NAME?
Instructional Management	4.00	-	#NAME?	89,371	-	#NAME?
Deans, Directors & Coordinators	2.00	-	#NAME?	23,897	-	#NAME?
CFO / Director of Finance	-	-	#NAME?	-	-	#NAME?
Operation / Business Manager	4.00	-	#NAME?	62,123	-	#NAME?
Administrative Staff	-	-	#NAME?	-	-	#NAME?
<b>TOTAL ADMINISTRATIVE STAFF</b>	<b>10.00</b>	-	#NAME?	<b>175,392</b>	-	#NAME?
<b>INSTRUCTIONAL PERSONNEL COSTS</b>						
Teachers - Regular	16.00	-	#NAME?	256,041	-	#NAME?
Teachers - SPED	4.50	-	#NAME?	69,214	-	#NAME?
Substitute Teachers	-	-	#NAME?	-	-	#NAME?
Teaching Assistants	6.00	-	#NAME?	71,400	-	#NAME?
Specialty Teachers	4.50	-	#NAME?	67,089	-	#NAME?
Aides	-	-	#NAME?	-	-	#NAME?
Therapists & Counselors	1.00	-	#NAME?	17,000	-	#NAME?
Other	-	-	#NAME?	-	-	#NAME?
<b>TOTAL INSTRUCTIONAL</b>	<b>32.00</b>	-	#NAME?	<b>480,745</b>	-	#NAME?
<b>NON-INSTRUCTIONAL PERSONNEL COSTS</b>						
Nurse	-	-	#NAME?	-	-	#NAME?
Librarian	-	-	#NAME?	-	-	#NAME?
Custodian	-	-	#NAME?	-	-	#NAME?
Security	-	-	#NAME?	-	-	#NAME?
Other	-	-	#NAME?	-	-	#NAME?
<b>TOTAL NON-INSTRUCTIONAL</b>	<b>-</b>	-	#NAME?	<b>-</b>	-	#NAME?
<b>SUBTOTAL PERSONNEL SERVICE COSTS</b>	<b>42.00</b>	-	#NAME?	<b>656,137</b>	-	#NAME?
<b>PAYROLL TAXES AND BENEFITS</b>						
Payroll Taxes	-	-	#NAME?	58,131	-	#NAME?
Fringe / Employee Benefits	-	-	#NAME?	101,989	-	#NAME?
Retirement / Pension	-	-	#NAME?	17,343	-	#NAME?
<b>TOTAL PAYROLL TAXES AND BENEFITS</b>	<b>-</b>	-	#NAME?	<b>177,463</b>	-	#NAME?
<b>TOTAL PERSONNEL SERVICE COSTS</b>	<b>42.00</b>	-	#NAME?	<b>833,600</b>	-	#NAME?
<b>CONTRACTED SERVICES</b>						
Accounting / Audit	-	-	#NAME?	-	-	#NAME?
Legal	-	-	#NAME?	-	-	#NAME?
Management Company Fee	-	-	#NAME?	195,438	-	#NAME?
Nurse Services	-	-	#NAME?	-	-	#NAME?
Food Service / School Lunch	-	-	#NAME?	-	-	#NAME?
Payroll Services	-	-	#NAME?	2,337	-	#NAME?
Special Ed Services	-	-	#NAME?	-	-	#NAME?
Titlement Services (i.e. Title I)	-	-	#NAME?	-	-	#NAME?
Other Purchased / Professional / Consulting	-	-	#NAME?	12,603	-	#NAME?
<b>TOTAL CONTRACTED SERVICES</b>	<b>-</b>	-	#NAME?	<b>210,378</b>	-	#NAME?

<b>Total Revenue</b>	#NAME?	#NAME?	#NAME?	#NAME?	#NAME?
<b>Total Expenses</b>	#NAME?	#NAME?	1,415,332	#NAME?	#NAME?
<b>Net Income</b>	#NAME?	#NAME?	#NAME?	#NAME?	#NAME?
<b>Actual Student Enrollment</b>	-	-	370	-	-
	<b>Quarter - 1/1 - 3/31</b>		<b>4th Quarter - 4/1 - 6/30</b>		
	<b>Revised Budget</b>	<b>Variance</b>	<b>Original Budget</b>	<b>Revised Budget</b>	<b>Variance</b>
<b>SCHOOL OPERATIONS</b>					
Board Expenses	-	#NAME?	117	-	#NAME?
Classroom / Teaching Supplies & Materials	-	#NAME?	34,200	-	#NAME?
Special Ed Supplies & Materials	-	#NAME?	-	-	#NAME?
Textbooks / Workbooks	-	#NAME?	-	-	#NAME?
Supplies & Materials other	-	#NAME?	44,436	-	#NAME?
Equipment / Furniture	-	#NAME?	4,953	-	#NAME?
Telephone	-	#NAME?	-	-	#NAME?
Technology	-	#NAME?	25,423	-	#NAME?
Student Testing & Assessment	-	#NAME?	5,342	-	#NAME?
Field Trips	-	#NAME?	10,319	-	#NAME?
Transportation (student)	-	#NAME?	6,973	-	#NAME?
Student Services - other	-	#NAME?	19,093	-	#NAME?
Office Expense	-	#NAME?	28,322	-	#NAME?
Staff Development	-	#NAME?	19,364	-	#NAME?
Staff Recruitment	-	#NAME?	8,764	-	#NAME?
Student Recruitment / Marketing	-	#NAME?	19,286	-	#NAME?
School Meals / Lunch	-	#NAME?	(3,613)	-	#NAME?
Travel (Staff)	-	#NAME?	13,334	-	#NAME?
Fundraising	-	#NAME?	-	-	#NAME?
Other	-	#NAME?	300	-	#NAME?
<b>TOTAL SCHOOL OPERATIONS</b>	-	#NAME?	236,612	-	#NAME?
<b>FACILITY OPERATION &amp; MAINTENANCE</b>					
Insurance	-	#NAME?	11,980	-	#NAME?
Janitorial	-	#NAME?	-	-	#NAME?
Building and Land Rent / Lease / Facility Finance Interest	-	#NAME?	-	-	#NAME?
Repairs & Maintenance	-	#NAME?	10,936	-	#NAME?
Equipment / Furniture	-	#NAME?	9,375	-	#NAME?
Security	-	#NAME?	-	-	#NAME?
Utilities	-	#NAME?	-	-	#NAME?
<b>TOTAL FACILITY OPERATION &amp; MAINTENANCE</b>	-	#NAME?	32,290	-	#NAME?
<b>DEPRECIATION &amp; AMORTIZATION</b>	-	#NAME?	102,452	-	#NAME?
<b>RESERVES / CONTINGENCY</b>	-	#NAME?	-	-	#NAME?
<b>TOTAL EXPENSES</b>	-	#NAME?	1,415,332	-	#NAME?
<b>NET INCOME</b>	#NAME?	#NAME?	#NAME?	#NAME?	#NAME?

Total Revenue	#NAME?	#NAME?	#NAME?	#NAME?	#NAME?
Total Expenses	#NAME?	#NAME?	1,415,332	#NAME?	#NAME?
Net Income	#NAME?	#NAME?	#NAME?	#NAME?	#NAME?
Actual Student Enrollment	-	-	370	-	-
	Quarter - 1/1 - 3/31		4th Quarter - 4/1 - 6/30		
	Revised Budget	Variance	Original Budget	Revised Budget	Variance
<b>ENROLLMENT - *School Districts Are Linked To Above Entries*</b>					
Number of Districts:	-	-	1	-	-
NYC CHANCELLOR'S OFFICE	-	-	370	-	-
-	-	-	-	-	-
-	-	-	-	-	-
-	-	-	-	-	-
-	-	-	-	-	-
-	-	-	-	-	-
-	-	-	-	-	-
-	-	-	-	-	-
-	-	-	-	-	-
-	-	-	-	-	-
-	-	-	-	-	-
-	-	-	-	-	-
-	-	-	-	-	-
-	-	-	-	-	-
-	-	-	-	-	-
ALL OTHER School Districts: ( Weighted Avg )	-	-	-	-	-
<b>TOTAL ENROLLMENT</b>	-	-	<u>370</u>	-	-
<b>REVENUE PER PUPIL</b>	-	#NAME?	#NAME?	-	#NAME?
<b>EXPENSES PER PUPIL</b>	-	#NAME?	<u>3,830</u>	-	#NAME?



**SUCCESS ACADEMY E**  
**Budget / Operatin**  
**2015-16**

		#NAME?	#NAME?	#NAME?	#NAME?	#NAME?
<b>Total Revenue</b>		#NAME?	#NAME?	#NAME?	#NAME?	#NAME?
<b>Total Expenses</b>		5,661,326	#NAME?	#NAME?	(5,661,326)	#NAME?
<b>Net Income</b>		#NAME?	#NAME?	#NAME?	#NAME?	#NAME?
<b>Actual Student Enrollment</b>		#NAME?	#NAME?	#NAME?	#NAME?	#NAME?
		Total Year			VARIANCE	
		Original Budget	Revised Budget	Variance	Original Budget vs. PY Budget	Revised Budget vs. PY Budget
<b>EXPENSES</b>						
<b>ADMINISTRATIVE STAFF PERSONNEL COSTS</b>		Avg. No. of Positions				
Executive Management	-	-	#NAME?	#NAME?	-	#NAME?
Instructional Management	4.00	357,486	#NAME?	#NAME?	(357,486)	#NAME?
Deans, Directors & Coordinators	2.00	95,589	#NAME?	#NAME?	(95,589)	#NAME?
CFO / Director of Finance	-	-	#NAME?	#NAME?	-	#NAME?
Operation / Business Manager	4.00	248,493	#NAME?	#NAME?	(248,493)	#NAME?
Administrative Staff	-	-	#NAME?	#NAME?	-	#NAME?
<b>TOTAL ADMINISTRATIVE STAFF</b>	<b>10.00</b>	<b>701,567</b>	<b>#NAME?</b>	<b>#NAME?</b>	<b>(701,567)</b>	<b>#NAME?</b>
<b>INSTRUCTIONAL PERSONNEL COSTS</b>						
Teachers - Regular	16.00	1,024,166	#NAME?	#NAME?	(1,024,166)	#NAME?
Teachers - SPED	4.50	276,857	#NAME?	#NAME?	(276,857)	#NAME?
Substitute Teachers	-	-	#NAME?	#NAME?	-	#NAME?
Teaching Assistants	6.00	285,600	#NAME?	#NAME?	(285,600)	#NAME?
Specialty Teachers	4.50	268,357	#NAME?	#NAME?	(268,357)	#NAME?
Aides	-	-	#NAME?	#NAME?	-	#NAME?
Therapists & Counselors	1.00	68,000	#NAME?	#NAME?	(68,000)	#NAME?
Other	-	-	#NAME?	#NAME?	-	#NAME?
<b>TOTAL INSTRUCTIONAL</b>	<b>32.00</b>	<b>1,922,980</b>	<b>#NAME?</b>	<b>#NAME?</b>	<b>(1,922,980)</b>	<b>#NAME?</b>
<b>NON-INSTRUCTIONAL PERSONNEL COSTS</b>						
Nurse	-	-	#NAME?	#NAME?	-	#NAME?
Librarian	-	-	#NAME?	#NAME?	-	#NAME?
Custodian	-	-	#NAME?	#NAME?	-	#NAME?
Security	-	-	#NAME?	#NAME?	-	#NAME?
Other	-	-	#NAME?	#NAME?	-	#NAME?
<b>TOTAL NON-INSTRUCTIONAL</b>	<b>-</b>	<b>-</b>	<b>#NAME?</b>	<b>#NAME?</b>	<b>-</b>	<b>#NAME?</b>
<b>SUBTOTAL PERSONNEL SERVICE COSTS</b>	<b>42.00</b>	<b>2,624,547</b>	<b>#NAME?</b>	<b>#NAME?</b>	<b>(2,624,547)</b>	<b>#NAME?</b>
<b>PAYROLL TAXES AND BENEFITS</b>						
Payroll Taxes		232,525	#NAME?	#NAME?	(232,525)	#NAME?
Fringe / Employee Benefits		407,955	#NAME?	#NAME?	(407,955)	#NAME?
Retirement / Pension		69,372	#NAME?	#NAME?	(69,372)	#NAME?
<b>TOTAL PAYROLL TAXES AND BENEFITS</b>		<b>709,852</b>	<b>#NAME?</b>	<b>#NAME?</b>	<b>(709,852)</b>	<b>#NAME?</b>
<b>TOTAL PERSONNEL SERVICE COSTS</b>	<b>42.00</b>	<b>3,334,399</b>	<b>#NAME?</b>	<b>#NAME?</b>	<b>(3,334,399)</b>	<b>#NAME?</b>
<b>CONTRACTED SERVICES</b>						
Accounting / Audit		-	#NAME?	#NAME?	-	#NAME?
Legal		-	#NAME?	#NAME?	-	#NAME?
Management Company Fee		781,751	#NAME?	#NAME?	(781,751)	#NAME?
Nurse Services		-	#NAME?	#NAME?	-	#NAME?
Food Service / School Lunch		-	#NAME?	#NAME?	-	#NAME?
Payroll Services		9,347	#NAME?	#NAME?	(9,347)	#NAME?
Special Ed Services		-	#NAME?	#NAME?	-	#NAME?
Titlment Services (i.e. Title I)		-	#NAME?	#NAME?	-	#NAME?
Other Purchased / Professional / Consulting		50,413	#NAME?	#NAME?	(50,413)	#NAME?
<b>TOTAL CONTRACTED SERVICES</b>		<b>841,511</b>	<b>#NAME?</b>	<b>#NAME?</b>	<b>(841,511)</b>	<b>#NAME?</b>









Total Revenue  
Total Expenses  
Net Income  
Actual Student Enrollment

DESCRIPTION OF ASSUMPTIONS

EXPENSES

ADMINISTRATIVE STAFF PERSONNEL COSTS	Avg. No. of Positions
Executive Management	-
Instructional Management	4.00
Deans, Directors & Coordinators	2.00
CFO / Director of Finance	-
Operation / Business Manager	4.00
Administrative Staff	-
<b>TOTAL ADMINISTRATIVE STAFF</b>	<b>10.00</b>

INSTRUCTIONAL PERSONNEL COSTS	
Teachers - Regular	16.00
Teachers - SPED	4.50
Substitute Teachers	-
Teaching Assistants	6.00
Specialty Teachers	4.50
Aides	-
Therapists & Counselors	1.00
Other	-
<b>TOTAL INSTRUCTIONAL</b>	<b>32.00</b>

NON-INSTRUCTIONAL PERSONNEL COSTS	
Nurse	-
Librarian	-
Custodian	-
Security	-
Other	-
<b>TOTAL NON-INSTRUCTIONAL</b>	<b>-</b>

<b>SUBTOTAL PERSONNEL SERVICE COSTS</b>	<b>42.00</b>
---	--------------

PAYROLL TAXES AND BENEFITS	
Payroll Taxes	
Fringe / Employee Benefits	
Retirement / Pension	
<b>TOTAL PAYROLL TAXES AND BENEFITS</b>	

<b>TOTAL PERSONNEL SERVICE COSTS</b>	<b>42.00</b>
--------------------------------------	--------------

CONTRACTED SERVICES	
Accounting / Audit	
Legal	
Management Company Fee	
Nurse Services	
Food Service / School Lunch	
Payroll Services	
Special Ed Services	
Titlement Services (i.e. Title I)	
Other Purchased / Professional / Consulting	
<b>TOTAL CONTRACTED SERVICES</b>	

Total Revenue  
Total Expenses  
Net Income  
Actual Student Enrollment

**DESCRIPTION OF ASSUMPTIONS**

**SCHOOL OPERATIONS**

Board Expenses  
Classroom / Teaching Supplies & Materials  
Special Ed Supplies & Materials  
Textbooks / Workbooks  
Supplies & Materials other  
Equipment / Furniture  
Telephone  
Technology  
Student Testing & Assessment  
Field Trips  
Transportation (student)  
Student Services - other  
Office Expense  
Staff Development  
Staff Recruitment  
Student Recruitment / Marketing  
School Meals / Lunch  
Travel (Staff)  
Fundraising  
Other

TOTAL SCHOOL OPERATIONS

**FACILITY OPERATION & MAINTENANCE**

Insurance  
Janitorial  
Building and Land Rent / Lease / Facility Finance Interest  
Repairs & Maintenance  
Equipment / Furniture  
Security  
Utilities

TOTAL FACILITY OPERATION & MAINTENANCE

**DEPRECIATION & AMORTIZATION**

**RESERVES / CONTINGENCY**

**TOTAL EXPENSES**

**NET INCOME**

BED STUY 2  
g Plan

Total Revenue  
Total Expenses  
Net Income  
Actual Student Enrollment

**DESCRIPTION OF ASSUMPTIONS**

**ENROLLMENT - \*School Districts Are Linked To Above Entries\***

**Number of Districts:**

NYC CHANCELLOR'S OFFICE

-

-

-

-

-

-

-

-

-

-

-

-

-

-

-

-

-

-

-

-

-

-

-

-

-

-

-

-

-

-

-

-

-

-

-

-

-

-

-

-

-

-

-

-

-

-

-

-

-

-

-

-

-

-

-

-

-

-

-

-

-

-

-

-

-

-

ALL OTHER School Districts: ( Weighted Avg )

**TOTAL ENROLLMENT**

**REVENUE PER PUPIL**

**EXPENSES PER PUPIL**

**SUCCESS ACADEMY BED STUY 2  
BALANCE SHEET  
2015-16**

	<u>Prior Year</u>	Q1	Q2	Q3	Q4
	<u>#NAME?</u>	<u>As of 9/30</u>	<u>As of 12/31</u>	<u>As of 3/31</u>	<u>As of 6/30</u>
<b><u>ASSETS</u></b>					
<b><u>CURRENT ASSETS</u></b>					
Cash and cash equivalents	\$	\$-	\$-	\$-	\$-
Grants and contracts receivable	-	-	-	-	-
Accounts receivables	-	-	-	-	-
Prepaid Expenses	-	-	-	-	-
Contributions and other receivables	-	-	-	-	-
<b>TOTAL CURRENT ASSETS</b>	-	-	-	-	-
<b><u>PROPERTY, BUILDING AND EQUIPMENT, net</u></b>	-	-	-	-	-
<b><u>OTHER ASSETS</u></b>	-	-	-	-	-
<b>TOTAL ASSETS</b>	-	-	-	-	-
<b><u>LIABILITIES AND NET ASSETS</u></b>					
<b><u>CURRENT LIABILITIES</u></b>					
Accounts payable and accrued expenses	\$	\$-	\$-	\$-	\$-
Accrued payroll and benefits	-	-	-	-	-
Deferred Revenue	-	-	-	-	-
Current maturities of long-term debt	-	-	-	-	-
Short Term Debt - Bonds, Notes Payable	-	-	-	-	-
Other	-	-	-	-	-
<b>TOTAL CURRENT LIABILITIES</b>	-	-	-	-	-
<b><u>LONG-TERM DEBT and NOTES PAYABLE, net current maturities</u></b>	-	-	-	-	-
<b>TOTAL LIABILITIES</b>	-	-	-	-	-
<b><u>NET ASSETS</u></b>					
Unrestricted	-	-	-	-	-
Temporarily restricted	-	-	-	-	-
<b>TOTAL NET ASSETS</b>	-	-	-	-	-
<b>TOTAL LIABILITIES AND NET ASSETS</b>	-	-	-	-	-





**SUCCESS ACADEMY BED STUY 2  
Budget / Operating Plan  
2015-16**

Total Revenue	#NAME?	#NAME?	#NAME?	#NAME?	#NAME?	#NAME?	#NAME?
Total Expenses	#NAME?	#NAME?	#NAME?	#NAME?	#NAME?	#NAME?	#NAME?
Net Income	#NAME?	#NAME?	#NAME?	#NAME?	#NAME?	#NAME?	#NAME?
Actual Student Enrollment	-	#NAME?	-	-	#NAME?	-	-

*NOTE: Enrollment, Revenue and Expenditure Data IN the 'Total and Variance Analysis' Section is Based on LAST ACTUAL Quarter Completed	1st Quarter - 7/1 - 9/30			2nd Quarter - 10/1 - 12/31			3rd Quarter
	Actual	Current Budget	Variance	Actual	Current Budget	Variance	Actual

EXPENSES		Quarter 0	1st Quarter - 7/1 - 9/30		2nd Quarter - 10/1 - 12/31		3rd Quarter
		No. of Positions	Actual	Current Budget	Actual	Current Budget	Actual
<b>ADMINISTRATIVE STAFF PERSONNEL COSTS</b>							
Executive Management	#NAME?		-	#NAME?	-	#NAME?	-
Instructional Management	#NAME?		-	#NAME?	-	#NAME?	-
Deans, Directors & Coordinators	#NAME?		-	#NAME?	-	#NAME?	-
CFO / Director of Finance	#NAME?		-	#NAME?	-	#NAME?	-
Operation / Business Manager	#NAME?		-	#NAME?	-	#NAME?	-
Administrative Staff	#NAME?		-	#NAME?	-	#NAME?	-
<b>TOTAL ADMINISTRATIVE STAFF</b>	#NAME?		-	#NAME?	-	#NAME?	-
<b>INSTRUCTIONAL PERSONNEL COSTS</b>							
Teachers - Regular	#NAME?		-	#NAME?	-	#NAME?	-
Teachers - SPED	#NAME?		-	#NAME?	-	#NAME?	-
Substitute Teachers	#NAME?		-	#NAME?	-	#NAME?	-
Teaching Assistants	#NAME?		-	#NAME?	-	#NAME?	-
Specialty Teachers	#NAME?		-	#NAME?	-	#NAME?	-
Aides	#NAME?		-	#NAME?	-	#NAME?	-
Therapists & Counselors	#NAME?		-	#NAME?	-	#NAME?	-
Other	#NAME?		-	#NAME?	-	#NAME?	-
<b>TOTAL INSTRUCTIONAL</b>	#NAME?		-	#NAME?	-	#NAME?	-
<b>NON-INSTRUCTIONAL PERSONNEL COSTS</b>							
Nurse	#NAME?		-	#NAME?	-	#NAME?	-
Librarian	#NAME?		-	#NAME?	-	#NAME?	-
Custodian	#NAME?		-	#NAME?	-	#NAME?	-
Security	#NAME?		-	#NAME?	-	#NAME?	-
Other	#NAME?		-	#NAME?	-	#NAME?	-
<b>TOTAL NON-INSTRUCTIONAL</b>	#NAME?		-	#NAME?	-	#NAME?	-
<b>SUBTOTAL PERSONNEL SERVICE COSTS</b>	#NAME?		-	#NAME?	-	#NAME?	-
<b>PAYROLL TAXES AND BENEFITS</b>							
Payroll Taxes	#NAME?		-	#NAME?	-	#NAME?	-
Fringe / Employee Benefits	#NAME?		-	#NAME?	-	#NAME?	-
Retirement / Pension	#NAME?		-	#NAME?	-	#NAME?	-
<b>TOTAL PAYROLL TAXES AND BENEFITS</b>	#NAME?		-	#NAME?	-	#NAME?	-
<b>TOTAL PERSONNEL SERVICE COSTS</b>	#NAME?		-	#NAME?	-	#NAME?	-
<b>CONTRACTED SERVICES</b>							
Accounting / Audit	#NAME?		-	#NAME?	-	#NAME?	-
Legal	#NAME?		-	#NAME?	-	#NAME?	-
Management Company Fee	#NAME?		-	#NAME?	-	#NAME?	-
Nurse Services	#NAME?		-	#NAME?	-	#NAME?	-
Food Service / School Lunch	#NAME?		-	#NAME?	-	#NAME?	-
Payroll Services	#NAME?		-	#NAME?	-	#NAME?	-
Special Ed Services	#NAME?		-	#NAME?	-	#NAME?	-
Titement Services (i.e. Title I)	#NAME?		-	#NAME?	-	#NAME?	-
Other Purchased / Professional / Consulting	#NAME?		-	#NAME?	-	#NAME?	-
<b>TOTAL CONTRACTED SERVICES</b>	#NAME?		-	#NAME?	-	#NAME?	-



**SUCCESS ACADEMY BED STUY 2  
Budget / Operating Plan  
2015-16**

Total Revenue	#NAME?	#NAME?	#NAME?	#NAME?	#NAME?	#NAME?	#NAME?
Total Expenses	#NAME?	#NAME?	#NAME?	#NAME?	#NAME?	#NAME?	#NAME?
Net Income	#NAME?	#NAME?	#NAME?	#NAME?	#NAME?	#NAME?	#NAME?
Actual Student Enrollment	-	#NAME?	-	-	#NAME?	-	-

*NOTE: Enrollment, Revenue and Expenditure Data IN the 'Total and Variance Analysis' Section is Based on LAST ACTUAL Quarter Completed	1st Quarter - 7/1 - 9/30			2nd Quarter - 10/1 - 12/31			3rd Q
		Current			Current		
	Actual	Budget	Variance	Actual	Budget	Variance	Actual

<b>ENROLLMENT - *School Districts Are Linked To Above Entries*</b>							
NYC CHANCELLOR'S OFFICE	-	#NAME?	-	-	#NAME?	-	-
-	-	#NAME?	-	-	#NAME?	-	-
-	-	#NAME?	-	-	#NAME?	-	-
-	-	#NAME?	-	-	#NAME?	-	-
-	-	#NAME?	-	-	#NAME?	-	-
-	-	#NAME?	-	-	#NAME?	-	-
-	-	#NAME?	-	-	#NAME?	-	-
-	-	#NAME?	-	-	#NAME?	-	-
-	-	#NAME?	-	-	#NAME?	-	-
-	-	#NAME?	-	-	#NAME?	-	-
-	-	#NAME?	-	-	#NAME?	-	-
-	-	#NAME?	-	-	#NAME?	-	-
-	-	#NAME?	-	-	#NAME?	-	-
-	-	#NAME?	-	-	#NAME?	-	-
-	-	#NAME?	-	-	#NAME?	-	-
-	-	#NAME?	-	-	#NAME?	-	-
-	-	#NAME?	-	-	#NAME?	-	-
-	-	#NAME?	-	-	#NAME?	-	-
ALL OTHER School Districts: ( Count = 0 )	-	#NAME?	-	-	#NAME?	-	-
<b>TOTAL ENROLLMENT</b>	-	#NAME?	-	-	#NAME?	-	-
<b>REVENUE PER PUPIL</b>	-	#NAME?	#NAME?	-	#NAME?	#NAME?	-
<b>EXPENSES PER PUPIL</b>	-	#NAME?	#NAME?	-	#NAME?	#NAME?	-



<b>Total Revenue</b>	#NAME?	#NAME?	#NAME?	#NAME?	#NAME?	#NAME?
<b>Total Expenses</b>	#NAME?	#NAME?	#NAME?	#NAME?	#NAME?	#NAME?
<b>Net Income</b>	#NAME?	#NAME?	#NAME?	#NAME?	#NAME?	#NAME?
<b>Actual Student Enrollment</b>	#NAME?	-	-	#NAME?	-	-
*NOTE: Enrollment, Revenue and Expenditure Data IN the 'Total and Variance Analysis' Section is Based on LAST ACTUAL Quarter Completed			<b>Quarter - 1/1 - 3/31</b>		<b>4th Quarter - 4/1 - 6/30</b>	
			<b>Current Budget</b>	<b>Variance</b>	<b>Actual</b>	<b>Current Budget</b>
<b>EXPENSES</b>						
Quarter 0						
<b>ADMINISTRATIVE STAFF PERSONNEL COSTS</b>	No. of Positions					
Executive Management	#NAME?	#NAME?	#NAME?	-	#NAME?	#NAME?
Instructional Management	#NAME?	#NAME?	#NAME?	-	#NAME?	#NAME?
Deans, Directors & Coordinators	#NAME?	#NAME?	#NAME?	-	#NAME?	#NAME?
CFO / Director of Finance	#NAME?	#NAME?	#NAME?	-	#NAME?	#NAME?
Operation / Business Manager	#NAME?	#NAME?	#NAME?	-	#NAME?	#NAME?
Administrative Staff	#NAME?	#NAME?	#NAME?	-	#NAME?	#NAME?
<b>TOTAL ADMINISTRATIVE STAFF</b>	#NAME?	#NAME?	#NAME?	-	#NAME?	#NAME?
<b>INSTRUCTIONAL PERSONNEL COSTS</b>						
Teachers - Regular	#NAME?	#NAME?	#NAME?	-	#NAME?	#NAME?
Teachers - SPED	#NAME?	#NAME?	#NAME?	-	#NAME?	#NAME?
Substitute Teachers	#NAME?	#NAME?	#NAME?	-	#NAME?	#NAME?
Teaching Assistants	#NAME?	#NAME?	#NAME?	-	#NAME?	#NAME?
Specialty Teachers	#NAME?	#NAME?	#NAME?	-	#NAME?	#NAME?
Aides	#NAME?	#NAME?	#NAME?	-	#NAME?	#NAME?
Therapists & Counselors	#NAME?	#NAME?	#NAME?	-	#NAME?	#NAME?
Other	#NAME?	#NAME?	#NAME?	-	#NAME?	#NAME?
<b>TOTAL INSTRUCTIONAL</b>	#NAME?	#NAME?	#NAME?	-	#NAME?	#NAME?
<b>NON-INSTRUCTIONAL PERSONNEL COSTS</b>						
Nurse	#NAME?	#NAME?	#NAME?	-	#NAME?	#NAME?
Librarian	#NAME?	#NAME?	#NAME?	-	#NAME?	#NAME?
Custodian	#NAME?	#NAME?	#NAME?	-	#NAME?	#NAME?
Security	#NAME?	#NAME?	#NAME?	-	#NAME?	#NAME?
Other	#NAME?	#NAME?	#NAME?	-	#NAME?	#NAME?
<b>TOTAL NON-INSTRUCTIONAL</b>	#NAME?	#NAME?	#NAME?	-	#NAME?	#NAME?
<b>SUBTOTAL PERSONNEL SERVICE COSTS</b>	#NAME?	#NAME?	#NAME?	-	#NAME?	#NAME?
<b>PAYROLL TAXES AND BENEFITS</b>						
Payroll Taxes	#NAME?	#NAME?	#NAME?	-	#NAME?	#NAME?
Fringe / Employee Benefits	#NAME?	#NAME?	#NAME?	-	#NAME?	#NAME?
Retirement / Pension	#NAME?	#NAME?	#NAME?	-	#NAME?	#NAME?
<b>TOTAL PAYROLL TAXES AND BENEFITS</b>	#NAME?	#NAME?	#NAME?	-	#NAME?	#NAME?
<b>TOTAL PERSONNEL SERVICE COSTS</b>	#NAME?	#NAME?	#NAME?	-	#NAME?	#NAME?
<b>CONTRACTED SERVICES</b>						
Accounting / Audit	#NAME?	#NAME?	#NAME?	-	#NAME?	#NAME?
Legal	#NAME?	#NAME?	#NAME?	-	#NAME?	#NAME?
Management Company Fee	#NAME?	#NAME?	#NAME?	-	#NAME?	#NAME?
Nurse Services	#NAME?	#NAME?	#NAME?	-	#NAME?	#NAME?
Food Service / School Lunch	#NAME?	#NAME?	#NAME?	-	#NAME?	#NAME?
Payroll Services	#NAME?	#NAME?	#NAME?	-	#NAME?	#NAME?
Special Ed Services	#NAME?	#NAME?	#NAME?	-	#NAME?	#NAME?
Titlement Services (i.e. Title I)	#NAME?	#NAME?	#NAME?	-	#NAME?	#NAME?
Other Purchased / Professional / Consulting	#NAME?	#NAME?	#NAME?	-	#NAME?	#NAME?
<b>TOTAL CONTRACTED SERVICES</b>	#NAME?	#NAME?	#NAME?	-	#NAME?	#NAME?

<b>Total Revenue</b>	#NAME?	#NAME?	#NAME?	#NAME?	#NAME?
<b>Total Expenses</b>	#NAME?	#NAME?	#NAME?	#NAME?	#NAME?
<b>Net Income</b>	#NAME?	#NAME?	#NAME?	#NAME?	#NAME?
<b>Actual Student Enrollment</b>	#NAME?	-	-	#NAME?	-
*NOTE: Enrollment, Revenue and Expenditure Data IN the 'Total and Variance Analysis' Section is Based on LAST ACTUAL Quarter Completed	<b>Quarter - 1/1 - 3/31</b>		<b>4th Quarter - 4/1 - 6/30</b>		
	<b>Current Budget</b>	<b>Variance</b>	<b>Actual</b>	<b>Current Budget</b>	<b>Variance</b>
<b>SCHOOL OPERATIONS</b>					
Board Expenses	#NAME?	#NAME?	-	#NAME?	#NAME?
Classroom / Teaching Supplies & Materials	#NAME?	#NAME?	-	#NAME?	#NAME?
Special Ed Supplies & Materials	#NAME?	#NAME?	-	#NAME?	#NAME?
Textbooks / Workbooks	#NAME?	#NAME?	-	#NAME?	#NAME?
Supplies & Materials other	#NAME?	#NAME?	-	#NAME?	#NAME?
Equipment / Furniture	#NAME?	#NAME?	-	#NAME?	#NAME?
Telephone	#NAME?	#NAME?	-	#NAME?	#NAME?
Technology	#NAME?	#NAME?	-	#NAME?	#NAME?
Student Testing & Assessment	#NAME?	#NAME?	-	#NAME?	#NAME?
Field Trips	#NAME?	#NAME?	-	#NAME?	#NAME?
Transportation (student)	#NAME?	#NAME?	-	#NAME?	#NAME?
Student Services - other	#NAME?	#NAME?	-	#NAME?	#NAME?
Office Expense	#NAME?	#NAME?	-	#NAME?	#NAME?
Staff Development	#NAME?	#NAME?	-	#NAME?	#NAME?
Staff Recruitment	#NAME?	#NAME?	-	#NAME?	#NAME?
Student Recruitment / Marketing	#NAME?	#NAME?	-	#NAME?	#NAME?
School Meals / Lunch	#NAME?	#NAME?	-	#NAME?	#NAME?
Travel (Staff)	#NAME?	#NAME?	-	#NAME?	#NAME?
Fundraising	#NAME?	#NAME?	-	#NAME?	#NAME?
Other	#NAME?	#NAME?	-	#NAME?	#NAME?
<b>TOTAL SCHOOL OPERATIONS</b>	#NAME?	#NAME?	-	#NAME?	#NAME?
<b>FACILITY OPERATION &amp; MAINTENANCE</b>					
Insurance	#NAME?	#NAME?	-	#NAME?	#NAME?
Janitorial	#NAME?	#NAME?	-	#NAME?	#NAME?
Building and Land Rent / Lease / Facility Finance Interest	#NAME?	#NAME?	-	#NAME?	#NAME?
Repairs & Maintenance	#NAME?	#NAME?	-	#NAME?	#NAME?
Equipment / Furniture	#NAME?	#NAME?	-	#NAME?	#NAME?
Security	#NAME?	#NAME?	-	#NAME?	#NAME?
Utilities	#NAME?	#NAME?	-	#NAME?	#NAME?
<b>TOTAL FACILITY OPERATION &amp; MAINTENANCE</b>	#NAME?	#NAME?	-	#NAME?	#NAME?
<b>DEPRECIATION &amp; AMORTIZATION</b>	#NAME?	#NAME?	-	#NAME?	#NAME?
<b>RESERVES / CONTINGENCY</b>	#NAME?	#NAME?	-	#NAME?	#NAME?
<b>TOTAL EXPENSES</b>	#NAME?	#NAME?	-	#NAME?	#NAME?
<b>NET INCOME</b>	#NAME?	#NAME?	#NAME?	#NAME?	#NAME?

Total Revenue	#NAME?	#NAME?	#NAME?	#NAME?	#NAME?
Total Expenses	#NAME?	#NAME?	#NAME?	#NAME?	#NAME?
Net Income	#NAME?	#NAME?	#NAME?	#NAME?	#NAME?
Actual Student Enrollment	#NAME?	-	-	#NAME?	-
*NOTE: Enrollment, Revenue and Expenditure Data IN the 'Total and Variance Analysis' Section is Based on LAST ACTUAL Quarter Completed	Quarter - 1/1 - 3/31		4th Quarter - 4/1 - 6/30		
	Current Budget	Variance	Actual	Current Budget	Variance
<b>ENROLLMENT - *School Districts Are Linked To Above Entries*</b>					
NYC CHANCELLOR'S OFFICE	#NAME?	-	-	#NAME?	-
-	#NAME?	-	-	#NAME?	-
-	#NAME?	-	-	#NAME?	-
-	#NAME?	-	-	#NAME?	-
-	#NAME?	-	-	#NAME?	-
-	#NAME?	-	-	#NAME?	-
-	#NAME?	-	-	#NAME?	-
-	#NAME?	-	-	#NAME?	-
-	#NAME?	-	-	#NAME?	-
-	#NAME?	-	-	#NAME?	-
-	#NAME?	-	-	#NAME?	-
-	#NAME?	-	-	#NAME?	-
-	#NAME?	-	-	#NAME?	-
-	#NAME?	-	-	#NAME?	-
-	#NAME?	-	-	#NAME?	-
-	#NAME?	-	-	#NAME?	-
-	#NAME?	-	-	#NAME?	-
ALL OTHER School Districts: ( Count = 0 )	#NAME?	-	-	#NAME?	-
<b>TOTAL ENROLLMENT</b>	#NAME?	-	-	#NAME?	-
<b>REVENUE PER PUPIL</b>	#NAME?	#NAME?	-	#NAME?	#NAME?
<b>EXPENSES PER PUPIL</b>	#NAME?	#NAME?	-	#NAME?	#NAME?









**SUCCESS ACADEMY BED STU  
Budget / Operating Plan  
2015-16**

Total Revenue	#NAME?	#NAME?	#NAME?	#NAME?	#NAME?	#NAME?	#NAME?
Total Expenses	#NAME?	#NAME?	#NAME?	#NAME?	#NAME?	#NAME?	#NAME?
Net Income	#NAME?	#NAME?	#NAME?	#NAME?	#NAME?	#NAME?	#NAME?
Actual Student Enrollment	-	-	-	-	-	-	-

*NOTE: Enrollment, Revenue and Expenditure Data IN the 'Total and Variance Analysis' Section is Based on LAST ACTUAL Quarter Completed	<b>TOTALS AND VARIANCE ANALYSIS</b>					
		Actual	vs.	Actual	Original	Actual
		Budget		vs.	Budget	vs.
	Actual	Current Budget (Current Quarter)	Current Budget	Current Budget - TY	Current Budget TY	Current Quarter)

<b>ENROLLMENT - *School Districts Are Linked To Above Entries*</b>	<b>* Enrollment Data Based on Last Actual Quarter Completed</b>					
NYC CHANCELLOR'S OFFICE	-	-	-	-	-	-
-	-	-	-	-	-	-
-	-	-	-	-	-	-
-	-	-	-	-	-	-
-	-	-	-	-	-	-
-	-	-	-	-	-	-
-	-	-	-	-	-	-
-	-	-	-	-	-	-
-	-	-	-	-	-	-
-	-	-	-	-	-	-
-	-	-	-	-	-	-
-	-	-	-	-	-	-
-	-	-	-	-	-	-
-	-	-	-	-	-	-
-	-	-	-	-	-	-
-	-	-	-	-	-	-
-	-	-	-	-	-	-
-	-	-	-	-	-	-
-	-	-	-	-	-	-
ALL OTHER School Districts: ( Count = 0 )	-	-	-	-	-	-
<b>TOTAL ENROLLMENT</b>	-	-	-	-	-	-
<b>REVENUE PER PUPIL</b>	-	-	-	-	-	-
<b>EXPENSES PER PUPIL</b>	-	-	-	-	-	-



Total Revenue	#NAME?	#NAME?	#NAME?	#NAME?
Total Expenses	5,661,326	#NAME?	#NAME?	#NAME?
Net Income	#NAME?	#NAME?	#NAME?	#NAME?
Actual Student Enrollment			-	

*NOTE: Enrollment, Revenue and Expenditure Data IN the 'Total and Variance Analysis' Section is Based on LAST ACTUAL Quarter Completed	5			
	Original Budget - TY	Actual vs. Original Budget TY	PY Actual (PY TY / No. of COMPLETED Actual CY Quarters	Actual CY vs. Actual PY

EXPENSES	Quarter 0 No. of Positions				
<b>ADMINISTRATIVE STAFF PERSONNEL COSTS</b>					
Executive Management	#NAME?	-	#NAME?	#NAME?	#NAME?
Instructional Management	#NAME?	357,486	#NAME?	#NAME?	#NAME?
Deans, Directors & Coordinators	#NAME?	95,589	#NAME?	#NAME?	#NAME?
CFO / Director of Finance	#NAME?	-	#NAME?	#NAME?	#NAME?
Operation / Business Manager	#NAME?	248,493	#NAME?	#NAME?	#NAME?
Administrative Staff	#NAME?	-	#NAME?	#NAME?	#NAME?
<b>TOTAL ADMINISTRATIVE STAFF</b>	#NAME?	701,567	#NAME?	#NAME?	#NAME?
<b>INSTRUCTIONAL PERSONNEL COSTS</b>					
Teachers - Regular	#NAME?	1,024,166	#NAME?	#NAME?	#NAME?
Teachers - SPED	#NAME?	276,857	#NAME?	#NAME?	#NAME?
Substitute Teachers	#NAME?	-	#NAME?	#NAME?	#NAME?
Teaching Assistants	#NAME?	285,600	#NAME?	#NAME?	#NAME?
Specialty Teachers	#NAME?	268,357	#NAME?	#NAME?	#NAME?
Aides	#NAME?	-	#NAME?	#NAME?	#NAME?
Therapists & Counselors	#NAME?	68,000	#NAME?	#NAME?	#NAME?
Other	#NAME?	-	#NAME?	#NAME?	#NAME?
<b>TOTAL INSTRUCTIONAL</b>	#NAME?	1,922,980	#NAME?	#NAME?	#NAME?
<b>NON-INSTRUCTIONAL PERSONNEL COSTS</b>					
Nurse	#NAME?	-	#NAME?	#NAME?	#NAME?
Librarian	#NAME?	-	#NAME?	#NAME?	#NAME?
Custodian	#NAME?	-	#NAME?	#NAME?	#NAME?
Security	#NAME?	-	#NAME?	#NAME?	#NAME?
Other	#NAME?	-	#NAME?	#NAME?	#NAME?
<b>TOTAL NON-INSTRUCTIONAL</b>	#NAME?	-	#NAME?	#NAME?	#NAME?
<b>SUBTOTAL PERSONNEL SERVICE COSTS</b>	#NAME?	2,624,547	#NAME?	#NAME?	#NAME?
<b>PAYROLL TAXES AND BENEFITS</b>					
Payroll Taxes		232,525	#NAME?	#NAME?	#NAME?
Fringe / Employee Benefits		407,955	#NAME?	#NAME?	#NAME?
Retirement / Pension		69,372	#NAME?	#NAME?	#NAME?
<b>TOTAL PAYROLL TAXES AND BENEFITS</b>		709,852	#NAME?	#NAME?	#NAME?
<b>TOTAL PERSONNEL SERVICE COSTS</b>	#NAME?	3,334,399	#NAME?	#NAME?	#NAME?
<b>CONTRACTED SERVICES</b>					
Accounting / Audit		-	#NAME?	#NAME?	#NAME?
Legal		-	#NAME?	#NAME?	#NAME?
Management Company Fee		781,751	#NAME?	#NAME?	#NAME?
Nurse Services		-	#NAME?	#NAME?	#NAME?
Food Service / School Lunch		-	#NAME?	#NAME?	#NAME?
Payroll Services		9,347	#NAME?	#NAME?	#NAME?
Special Ed Services		-	#NAME?	#NAME?	#NAME?
Titlement Services (i.e. Title I)		-	#NAME?	#NAME?	#NAME?
Other Purchased / Professional / Consulting		50,413	#NAME?	#NAME?	#NAME?
<b>TOTAL CONTRACTED SERVICES</b>		841,511	#NAME?	#NAME?	#NAME?

**Y 2**

<b>Total Revenue</b>	#NAME?	#NAME?	#NAME?	#NAME?
<b>Total Expenses</b>	5,661,326	#NAME?	#NAME?	#NAME?
<b>Net Income</b>	#NAME?	#NAME?	#NAME?	#NAME?
<b>Actual Student Enrollment</b>			-	

<p><b>*NOTE: Enrollment, Revenue and Expenditure Data IN the 'Total and Variance Analysis' Section is Based on LAST ACTUAL Quarter Completed</b></p>	5			
		Actual vs. Original Budget TY	P Y Actual (P Y TY / No. of COMPLETED Actual CY Quarters	Actual CY vs. Actual PY

<b>SCHOOL OPERATIONS</b>				
Board Expenses	466	#NAME?	#NAME?	#NAME?
Classroom / Teaching Supplies & Materials	136,800	#NAME?	#NAME?	#NAME?
Special Ed Supplies & Materials	-	#NAME?	#NAME?	#NAME?
Textbooks / Workbooks	-	#NAME?	#NAME?	#NAME?
Supplies & Materials other	177,743	#NAME?	#NAME?	#NAME?
Equipment / Furniture	19,812	#NAME?	#NAME?	#NAME?
Telephone	-	#NAME?	#NAME?	#NAME?
Technology	101,691	#NAME?	#NAME?	#NAME?
Student Testing & Assessment	21,369	#NAME?	#NAME?	#NAME?
Field Trips	41,275	#NAME?	#NAME?	#NAME?
Transportation (student)	27,893	#NAME?	#NAME?	#NAME?
Student Services - other	76,370	#NAME?	#NAME?	#NAME?
Office Expense	113,290	#NAME?	#NAME?	#NAME?
Staff Development	77,455	#NAME?	#NAME?	#NAME?
Staff Recruitment	35,057	#NAME?	#NAME?	#NAME?
Student Recruitment / Marketing	77,144	#NAME?	#NAME?	#NAME?
School Meals / Lunch	(14,453)	#NAME?	#NAME?	#NAME?
Travel (Staff)	53,337	#NAME?	#NAME?	#NAME?
Fundraising	-	#NAME?	#NAME?	#NAME?
Other	1,200	#NAME?	#NAME?	#NAME?
<b>TOTAL SCHOOL OPERATIONS</b>	946,450	#NAME?	#NAME?	#NAME?
<b>FACILITY OPERATION &amp; MAINTENANCE</b>				
Insurance	47,918	#NAME?	#NAME?	#NAME?
Janitorial	-	#NAME?	#NAME?	#NAME?
Building and Land Rent / Lease / Facility Finance Interest	-	#NAME?	#NAME?	#NAME?
Repairs & Maintenance	43,743	#NAME?	#NAME?	#NAME?
Equipment / Furniture	37,498	#NAME?	#NAME?	#NAME?
Security	-	#NAME?	#NAME?	#NAME?
Utilities	-	#NAME?	#NAME?	#NAME?
<b>TOTAL FACILITY OPERATION &amp; MAINTENANCE</b>	129,159	#NAME?	#NAME?	#NAME?
<b>DEPRECIATION &amp; AMORTIZATION</b>	409,807	#NAME?	#NAME?	#NAME?
<b>RESERVES / CONTINGENCY</b>	-	#NAME?	#NAME?	#NAME?
<b>TOTAL EXPENSES</b>	5,661,326	#NAME?	#NAME?	#NAME?
<b>NET INCOME</b>	#NAME?	#NAME?	#NAME?	#NAME?

Y 2

Total Revenue	#NAME?	#NAME?	#NAME?	#NAME?
Total Expenses	5,661,326	#NAME?	#NAME?	#NAME?
Net Income	#NAME?	#NAME?	#NAME?	#NAME?
Actual Student Enrollment			-	

\*NOTE: Enrollment, Revenue and Expenditure Data IN the 'Total and Variance Analysis' Section is Based on LAST ACTUAL Quarter Completed

5		Actual vs. Original Budget - TY	Actual vs. Original Budget TY	FY Actual (FY TY / No. of COMPLETED Actual CY Quarters	Actual CY vs. Actual PY
---	--	--	--	--	-------------------------------

**ENROLLMENT - \*School Districts Are Linked To Above Entries\***

NYC CHANCELLOR'S OFFICE				-	-
-				-	-
-				-	-
-				-	-
-				-	-
-				-	-
-				-	-
-				-	-
-				-	-
-				-	-
-				-	-
-				-	-
-				-	-
-				-	-
-				-	-
-				-	-
-				-	-
ALL OTHER School Districts: ( Count = 0 )				-	-
<b>TOTAL ENROLLMENT</b>				-	-
<b>REVENUE PER PUPIL</b>				-	-
<b>EXPENSES PER PUPIL</b>				-	-



**Annual Report Requirement**  
*for SUNY Authorized Charter Schools*  
SUCCESS ACADEMY BED STUY 2  
**2015-16**

Administrative  
expenditures per pupil:

\$0.00

Per NYS Statute

Administrative expenditures per pupil: the sum of all general administration salaries and other general administration expenditures divided by the total number of enrolled students. Employee benefit costs or expenditures should not be reported here.

**\*NOTE: THIS TAB ONLY NEEDS TO BE COMPLETED FOR Q4**



# Required Form: 2014-15 Appendix E - Trustee Disclosure of Financial Interest Form

Created Friday, October 30, 2015

<https://nysed.fluidsurveys.com/account/surveys/537586/responses/export/?collector=109126/s/Regents-Appendix-E-BOT-Form/0a>

## Page 1

Please open the link to this form using **Google Chrome** as your browser. Doing so will allow you to input your signature on page 2 of the form. Thank you.

### 1. TRUSTEE NAME

	First Name	Last Name
Trustee Name	Richard	Barrera

### 2. \*Your Home Address:

2. *Your Home Address:   Street Address	[REDACTED]
2. *Your Home Address:   City/State	[REDACTED]
2. *Your Home Address:   Zip	[REDACTED]

### 3. \*Your Business Address

3. *Your Business Address   Street Address	[REDACTED]
3. *Your Business Address   City/State	[REDACTED]
3. *Your Business Address   Zip	[REDACTED]

### 4. \*Daytime Phone Number:

[REDACTED]

### 5. \*E-mail Address:

[REDACTED]

6. I am a Trustee of a parent education corporation listed below which governs one or more charter schools.

*Success Academy Charter Schools NYC (Ed Corp)*

Success Academy Charter School - Bed Stuy 1

Success Academy Charter School - Bed Stuy 2

Success Academy Charter School - Bensonhurst

Success Academy Charter School - Bergen Beach

Success Academy Charter School - Bronx 1  
Success Academy Charter School - Bronx 2  
Success Academy Charter School - Bronx 3  
Success Academy Charter School - Bronx 4  
Success Academy Charter School - Cobble Hill  
Success Academy Charter School - Crown Heights  
Success Academy Charter School - Fort Greene  
Success Academy Charter School - Harlem 1  
Success Academy Charter School - Harlem 2  
Success Academy Charter School - Harlem 3  
Success Academy Charter School - Harlem 4  
Success Academy Charter School - Harlem 5  
Success Academy Charter School - Hell's Kitchen  
Success Academy Charter School - NYC 1  
Success Academy Charter School - NYC 10  
Success Academy Charter School - NYC 11  
Success Academy Charter School - NYC 12  
Success Academy Charter School - NYC 13  
Success Academy Charter School - NYC 14  
Success Academy Charter School - NYC 2  
Success Academy Charter School - NYC 3  
Success Academy Charter School - NYC 4  
Success Academy Charter School - NYC 5  
Success Academy Charter School - NYC 6  
Success Academy Charter School - NYC 7  
Success Academy Charter School - NYC 8  
Success Academy Charter School - NYC 9  
Success Academy Charter School - Prospect Heights  
Success Academy Charter School - Rosedale  
Success Academy Charter School - Springfield Gardens  
Success Academy Charter School - Union Square

Success Academy Charter School - Upper West

Success Academy Charter School - Washington Heights

Success Academy Charter School - Williamsburg

8. Select all positions you have held on the Board:

(check all that apply)

- 
- Other, please specify...: Academic Committee
- 

9. Are you a trustee and also an employee of the school?

No

10. Are you a trustee and an employee or agent of the management company or institutional partner of the charter school?

No

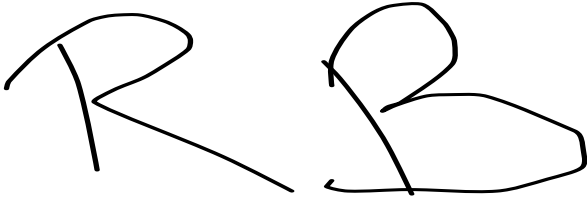
11. Have you or any of your immediate family members or any persons who live with you in your house had an interest in or engaged in a transaction with the charter school during the time you have served on the board, and in the six-month period prior to such service?

No

12. Are you a member, director, officer or employee of an organization formally partnered with a school that is doing business with the charter school and in which such entity, during your tenure as a trustee, you and/or your immediate family member or person living in your house had a financial interest or relationship?

No

Signature of Trustee

A handwritten signature consisting of the letters 'R' and 'B' in a cursive, stylized font. The 'R' is on the left and the 'B' is on the right, both connected to a horizontal baseline.

**Thank you.**

# Required Form: 2014-15 Appendix E - Trustee Disclosure of Financial Interest Form

Created Friday, October 30, 2015

<https://nysed.fluidsurveys.com/account/surveys/537586/responses/export/?collector=109126/s/Regents-Appendix-E-BOT-Form/c0>

## Page 1

Please open the link to this form using **Google Chrome** as your browser. Doing so will allow you to input your signature on page 2 of the form. Thank you.

### 1. TRUSTEE NAME

	First Name	Last Name
Trustee Name	Bryan	Binder

### 2. \*Your Home Address:

2. *Your Home Address:   Street Address	[REDACTED]
2. *Your Home Address:   City/State	[REDACTED]
2. *Your Home Address:   Zip	[REDACTED]

### 3. \*Your Business Address

3. *Your Business Address   Street Address	[REDACTED]
3. *Your Business Address   City/State	[REDACTED]
3. *Your Business Address   Zip	[REDACTED]

### 4. \*Daytime Phone Number:

[REDACTED]

### 5. \*E-mail Address:

[REDACTED]

6. I am a Trustee of a parent education corporation listed below which governs one or more charter schools.

*Success Academy Charter Schools NYC (Ed Corp)*

Success Academy Charter School - Bed Stuy 1

Success Academy Charter School - Bed Stuy 2

Success Academy Charter School - Bensonhurst

Success Academy Charter School - Bergen Beach

Success Academy Charter School - Bronx 1  
Success Academy Charter School - Bronx 2  
Success Academy Charter School - Bronx 3  
Success Academy Charter School - Bronx 4  
Success Academy Charter School - Cobble Hill  
Success Academy Charter School - Crown Heights  
Success Academy Charter School - Fort Greene  
Success Academy Charter School - Harlem 1  
Success Academy Charter School - Harlem 2  
Success Academy Charter School - Harlem 3  
Success Academy Charter School - Harlem 4  
Success Academy Charter School - Harlem 5  
Success Academy Charter School - Hell's Kitchen  
Success Academy Charter School - NYC 1  
Success Academy Charter School - NYC 10  
Success Academy Charter School - NYC 11  
Success Academy Charter School - NYC 12  
Success Academy Charter School - NYC 13  
Success Academy Charter School - NYC 14  
Success Academy Charter School - NYC 2  
Success Academy Charter School - NYC 3  
Success Academy Charter School - NYC 4  
Success Academy Charter School - NYC 5  
Success Academy Charter School - NYC 6  
Success Academy Charter School - NYC 7  
Success Academy Charter School - NYC 8  
Success Academy Charter School - NYC 9  
Success Academy Charter School - Prospect Heights  
Success Academy Charter School - Rosedale  
Success Academy Charter School - Springfield Gardens  
Success Academy Charter School - Union Square

Success Academy Charter School - Upper West

Success Academy Charter School - Washington Heights

Success Academy Charter School - Williamsburg

8. Select all positions you have held on the Board:

(check all that apply)

- 
- Vice Chair/Vice President
- 

9. Are you a trustee and also an employee of the school?

No

10. Are you a trustee and an employee or agent of the management company or institutional partner of the charter school?

No

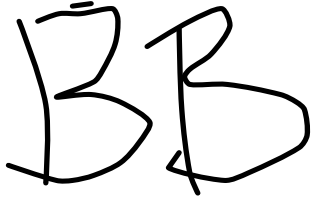
11. Have you or any of your immediate family members or any persons who live with you in your house had an interest in or engaged in a transaction with the charter school during the time you have served on the board, and in the six-month period prior to such service?

No

12. Are you a member, director, officer or employee of an organization formally partnered with a school that is doing business with the charter school and in which such entity, during your tenure as a trustee, you and/or your immediate family member or person living in your house had a financial interest or relationship?

No

Signature of Trustee

A handwritten signature consisting of two stylized, overlapping capital letters 'B' and 'B'.

**Thank you.**



# Required Form: 2014-15 Appendix E - Trustee Disclosure of Financial Interest Form

Created Friday, October 30, 2015

<https://nysed.fluidsurveys.com/account/surveys/537586/responses/export/?collector=109126/s/Regents-Appendix-E-BOT-Form/71>

## Page 1

Please open the link to this form using **Google Chrome** as your browser. Doing so will allow you to input your signature on page 2 of the form. Thank you.

### 1. TRUSTEE NAME

	First Name	Last Name
Trustee Name	Derrell	Bradford

### 2. \*Your Home Address:

2. *Your Home Address:   Street Address	[REDACTED]
2. *Your Home Address:   City/State	[REDACTED]
2. *Your Home Address:   Zip	[REDACTED]

### 3. \*Your Business Address

3. *Your Business Address   Street Address	[REDACTED]
3. *Your Business Address   City/State	[REDACTED]
3. *Your Business Address   Zip	[REDACTED]

### 4. \*Daytime Phone Number:

[REDACTED]

### 5. \*E-mail Address:

[REDACTED]

6. I am a Trustee of a parent education corporation listed below which governs one or more charter schools.

*Success Academy Charter Schools NYC (Ed Corp)*

Success Academy Charter School - Bed Stuy 1

Success Academy Charter School - Bed Stuy 2

Success Academy Charter School - Bensonhurst

Success Academy Charter School - Bergen Beach

Success Academy Charter School - Bronx 1  
Success Academy Charter School - Bronx 2  
Success Academy Charter School - Bronx 3  
Success Academy Charter School - Bronx 4  
Success Academy Charter School - Cobble Hill  
Success Academy Charter School - Crown Heights  
Success Academy Charter School - Fort Greene  
Success Academy Charter School - Harlem 1  
Success Academy Charter School - Harlem 2  
Success Academy Charter School - Harlem 3  
Success Academy Charter School - Harlem 4  
Success Academy Charter School - Harlem 5  
Success Academy Charter School - Hell's Kitchen  
Success Academy Charter School - NYC 1  
Success Academy Charter School - NYC 10  
Success Academy Charter School - NYC 11  
Success Academy Charter School - NYC 12  
Success Academy Charter School - NYC 13  
Success Academy Charter School - NYC 14  
Success Academy Charter School - NYC 2  
Success Academy Charter School - NYC 3  
Success Academy Charter School - NYC 4  
Success Academy Charter School - NYC 5  
Success Academy Charter School - NYC 6  
Success Academy Charter School - NYC 7  
Success Academy Charter School - NYC 8  
Success Academy Charter School - NYC 9  
Success Academy Charter School - Prospect Heights  
Success Academy Charter School - Rosedale  
Success Academy Charter School - Springfield Gardens  
Success Academy Charter School - Union Square

Success Academy Charter School - Upper West

Success Academy Charter School - Washington Heights

Success Academy Charter School - Williamsburg

8. Select all positions you have held on the Board:

(check all that apply)

- 
- Other, please specify...: Member
- 

9. Are you a trustee and also an employee of the school?

No

10. Are you a trustee and an employee or agent of the management company or institutional partner of the charter school?

No


11. Have you or any of your immediate family members or any persons who live with you in your house had an interest in or engaged in a transaction with the charter school during the time you have served on the board, and in the six-month period prior to such service?

No

12. Are you a member, director, officer or employee of an organization formally partnered with a school that is doing business with the charter school and in which such entity, during your tenure as a trustee, you and/or your immediate family member or person living in your house had a financial interest or relationship?

No

Signature of Trustee

Handwritten signature consisting of the letters 'D' and 'B' in a cursive, stylized font.

**Thank you.**

# Required Form: 2014-15 Appendix E - Trustee Disclosure of Financial Interest Form

Created Friday, October 30, 2015

<https://nysed.fluidsurveys.com/account/surveys/537586/responses/export/?collector=109126/s/Regents-Appendix-E-BOT-Form/91>

## Page 1

Please open the link to this form using **Google Chrome** as your browser. Doing so will allow you to input your signature on page 2 of the form. Thank you.

### 1. TRUSTEE NAME

	First Name	Last Name
Trustee Name	Sandeep	Chainani

### 2. \*Your Home Address:

2. *Your Home Address:   Street Address	[REDACTED]
2. *Your Home Address:   City/State	[REDACTED]
2. *Your Home Address:   Zip	[REDACTED]

### 3. \*Your Business Address

3. *Your Business Address   Street Address	[REDACTED]
3. *Your Business Address   City/State	[REDACTED]
3. *Your Business Address   Zip	[REDACTED]

### 4. \*Daytime Phone Number:

[REDACTED]

### 5. \*E-mail Address:

[REDACTED]

6. I am a Trustee of a parent education corporation listed below which governs one or more charter schools.

*Success Academy Charter Schools NYC (Ed Corp)*

Success Academy Charter School - Bed Stuy 1

Success Academy Charter School - Bed Stuy 2

Success Academy Charter School - Bensonhurst

Success Academy Charter School - Bergen Beach

Success Academy Charter School - Bronx 1  
Success Academy Charter School - Bronx 2  
Success Academy Charter School - Bronx 3  
Success Academy Charter School - Bronx 4  
Success Academy Charter School - Cobble Hill  
Success Academy Charter School - Crown Heights  
Success Academy Charter School - Fort Greene  
Success Academy Charter School - Harlem 1  
Success Academy Charter School - Harlem 2  
Success Academy Charter School - Harlem 3  
Success Academy Charter School - Harlem 4  
Success Academy Charter School - Harlem 5  
Success Academy Charter School - Hell's Kitchen  
Success Academy Charter School - NYC 1  
Success Academy Charter School - NYC 10  
Success Academy Charter School - NYC 11  
Success Academy Charter School - NYC 12  
Success Academy Charter School - NYC 13  
Success Academy Charter School - NYC 14  
Success Academy Charter School - NYC 2  
Success Academy Charter School - NYC 3  
Success Academy Charter School - NYC 4  
Success Academy Charter School - NYC 5  
Success Academy Charter School - NYC 6  
Success Academy Charter School - NYC 7  
Success Academy Charter School - NYC 8  
Success Academy Charter School - NYC 9  
Success Academy Charter School - Prospect Heights  
Success Academy Charter School - Rosedale  
Success Academy Charter School - Springfield Gardens  
Success Academy Charter School - Union Square

Success Academy Charter School - Upper West

Success Academy Charter School - Washington Heights

Success Academy Charter School - Williamsburg

8. Select all positions you have held on the Board:

(check all that apply)

*(No response)*

9. Are you a trustee and also an employee of the school?

*No*

10. Are you a trustee and an employee or agent of the management company or institutional partner of the charter school?

No

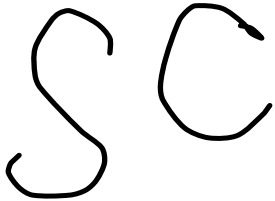
11. Have you or any of your immediate family members or any persons who live with you in your house had an interest in or engaged in a transaction with the charter school during the time you have served on the board, and in the six-month period prior to such service?

No

12. Are you a member, director, officer or employee of an organization formally partnered with a school that is doing business with the charter school and in which such entity, during your tenure as a trustee, you and/or your immediate family member or person living in your house had a financial interest or relationship?

No

Signature of Trustee

Handwritten signature consisting of the letters 'S' and 'C' in a cursive, looped style.

**Thank you.**



# Required Form: 2014-15 Appendix E - Trustee Disclosure of Financial Interest Form

Created Friday, October 30, 2015

<https://nysed.fluidsurveys.com/account/surveys/537586/responses/export/?collector=109126/s/Regents-Appendix-E-BOT-Form/27>

## Page 1

Please open the link to this form using **Google Chrome** as your browser. Doing so will allow you to input your signature on page 2 of the form. Thank you.

### 1. TRUSTEE NAME

	First Name	Last Name
Trustee Name	Samuel	Cole

### 2. \*Your Home Address:

2. *Your Home Address:   Street Address	[REDACTED]
2. *Your Home Address:   City/State	[REDACTED]
2. *Your Home Address:   Zip	[REDACTED]

### 3. \*Your Business Address

3. *Your Business Address   Street Address	[REDACTED]
3. *Your Business Address   City/State	[REDACTED]
3. *Your Business Address   Zip	[REDACTED]

### 4. \*Daytime Phone Number:

[REDACTED]

### 5. \*E-mail Address:

[REDACTED]

6. I am a Trustee of a parent education corporation listed below which governs one or more charter schools.

*Success Academy Charter Schools NYC (Ed Corp)*

Success Academy Charter School - Bed Stuy 1

Success Academy Charter School - Bed Stuy 2

Success Academy Charter School - Bensonhurst

Success Academy Charter School - Bergen Beach

Success Academy Charter School - Bronx 1  
Success Academy Charter School - Bronx 2  
Success Academy Charter School - Bronx 3  
Success Academy Charter School - Bronx 4  
Success Academy Charter School - Cobble Hill  
Success Academy Charter School - Crown Heights  
Success Academy Charter School - Fort Greene  
Success Academy Charter School - Harlem 1  
Success Academy Charter School - Harlem 2  
Success Academy Charter School - Harlem 3  
Success Academy Charter School - Harlem 4  
Success Academy Charter School - Harlem 5  
Success Academy Charter School - Hell's Kitchen  
Success Academy Charter School - NYC 1  
Success Academy Charter School - NYC 10  
Success Academy Charter School - NYC 11  
Success Academy Charter School - NYC 12  
Success Academy Charter School - NYC 13  
Success Academy Charter School - NYC 14  
Success Academy Charter School - NYC 2  
Success Academy Charter School - NYC 3  
Success Academy Charter School - NYC 4  
Success Academy Charter School - NYC 5  
Success Academy Charter School - NYC 6  
Success Academy Charter School - NYC 7  
Success Academy Charter School - NYC 8  
Success Academy Charter School - NYC 9  
Success Academy Charter School - Prospect Heights  
Success Academy Charter School - Rosedale  
Success Academy Charter School - Springfield Gardens  
Success Academy Charter School - Union Square

Success Academy Charter School - Upper West

Success Academy Charter School - Washington Heights

Success Academy Charter School - Williamsburg

8. Select all positions you have held on the Board:

(check all that apply)

- 
- Chair/President
- 

9. Are you a trustee and also an employee of the school?

No

10. Are you a trustee and an employee or agent of the management company or institutional partner of the charter school?

No


11. Have you or any of your immediate family members or any persons who live with you in your house had an interest in or engaged in a transaction with the charter school during the time you have served on the board, and in the six-month period prior to such service?

No

12. Are you a member, director, officer or employee of an organization formally partnered with a school that is doing business with the charter school and in which such entity, during your tenure as a trustee, you and/or your immediate family member or person living in your house had a financial interest or relationship?

No

Signature of Trustee

A handwritten signature consisting of the letters 'S' and 'C' in a cursive, looped style.

**Thank you.**

# Required Form: 2014-15 Appendix E - Trustee Disclosure of Financial Interest Form

Created Friday, October 30, 2015

<https://nysed.fluidsurveys.com/account/surveys/537586/responses/export/?collector=109126/s/Regents-Appendix-E-BOT-Form/fe>

## Page 1

Please open the link to this form using **Google Chrome** as your browser. Doing so will allow you to input your signature on page 2 of the form. Thank you.

### 1. TRUSTEE NAME

	First Name	Last Name
Trustee Name	Scott J.	Friedman

### 2. \*Your Home Address:

2. *Your Home Address:   Street Address	[REDACTED]
2. *Your Home Address:   City/State	[REDACTED]
2. *Your Home Address:   Zip	[REDACTED]

### 3. \*Your Business Address

3. *Your Business Address   Street Address	[REDACTED]
3. *Your Business Address   City/State	[REDACTED]
3. *Your Business Address   Zip	[REDACTED]

### 4. \*Daytime Phone Number:

[REDACTED]

### 5. \*E-mail Address:

[REDACTED]

6. I am a Trustee of a parent education corporation listed below which governs one or more charter schools.

*Success Academy Charter Schools NYC (Ed Corp)*

Success Academy Charter School - Bed Stuy 1

Success Academy Charter School - Bed Stuy 2

Success Academy Charter School - Bensonhurst

Success Academy Charter School - Bergen Beach

Success Academy Charter School - Bronx 1  
Success Academy Charter School - Bronx 2  
Success Academy Charter School - Bronx 3  
Success Academy Charter School - Bronx 4  
Success Academy Charter School - Cobble Hill  
Success Academy Charter School - Crown Heights  
Success Academy Charter School - Fort Greene  
Success Academy Charter School - Harlem 1  
Success Academy Charter School - Harlem 2  
Success Academy Charter School - Harlem 3  
Success Academy Charter School - Harlem 4  
Success Academy Charter School - Harlem 5  
Success Academy Charter School - Hell's Kitchen  
Success Academy Charter School - NYC 1  
Success Academy Charter School - NYC 10  
Success Academy Charter School - NYC 11  
Success Academy Charter School - NYC 12  
Success Academy Charter School - NYC 13  
Success Academy Charter School - NYC 14  
Success Academy Charter School - NYC 2  
Success Academy Charter School - NYC 3  
Success Academy Charter School - NYC 4  
Success Academy Charter School - NYC 5  
Success Academy Charter School - NYC 6  
Success Academy Charter School - NYC 7  
Success Academy Charter School - NYC 8  
Success Academy Charter School - NYC 9  
Success Academy Charter School - Prospect Heights  
Success Academy Charter School - Rosedale  
Success Academy Charter School - Springfield Gardens  
Success Academy Charter School - Union Square

Success Academy Charter School - Upper West

Success Academy Charter School - Washington Heights

Success Academy Charter School - Williamsburg

8. Select all positions you have held on the Board:

(check all that apply)

---

• Treasurer

---

• Other, please specify...: Governing Board

9. Are you a trustee and also an employee of the school?

No

10. Are you a trustee and an employee or agent of the management company or institutional partner of the charter school?

No

11. Have you or any of your immediate family members or any persons who live with you in your house had an interest in or engaged in a transaction with the charter school during the time you have served on the board, and in the six-month period prior to such service?

No

12. Are you a member, director, officer or employee of an organization formally partnered with a school that is doing business with the charter school and in which such entity, during your tenure as a trustee, you and/or your immediate family member or person living in your house had a financial interest or relationship?

No

Signature of Trustee

A handwritten signature consisting of the letters 'S' and 'F' in a simple, bold, sans-serif style. The 'S' is a single continuous loop, and the 'F' is formed by a vertical line with two horizontal strokes extending to the right.

**Thank you.**



# Required Form: 2014-15 Appendix E - Trustee Disclosure of Financial Interest Form

Created Friday, October 30, 2015

<https://nysed.fluidsurveys.com/account/surveys/537586/responses/export/?collector=109126/s/Regents-Appendix-E-BOT-Form/14>

## Page 1

Please open the link to this form using **Google Chrome** as your browser. Doing so will allow you to input your signature on page 2 of the form. Thank you.

### 1. TRUSTEE NAME

	First Name	Last Name
Trustee Name	Suleman E.	Lunat

### 2. \*Your Home Address:

2. *Your Home Address:   Street Address	[REDACTED]
2. *Your Home Address:   City/State	[REDACTED]
2. *Your Home Address:   Zip	[REDACTED]

### 3. \*Your Business Address

3. *Your Business Address   Street Address	[REDACTED]
3. *Your Business Address   City/State	[REDACTED]
3. *Your Business Address   Zip	[REDACTED]

### 4. \*Daytime Phone Number:

[REDACTED]

### 5. \*E-mail Address:

[REDACTED]

6. I am a Trustee of a parent education corporation listed below which governs one or more charter schools.

*Success Academy Charter Schools NYC (Ed Corp)*

Success Academy Charter School - Bed Stuy 1

Success Academy Charter School - Bed Stuy 2

Success Academy Charter School - Bensonhurst

Success Academy Charter School - Bergen Beach

Success Academy Charter School - Bronx 1  
Success Academy Charter School - Bronx 2  
Success Academy Charter School - Bronx 3  
Success Academy Charter School - Bronx 4  
Success Academy Charter School - Cobble Hill  
Success Academy Charter School - Crown Heights  
Success Academy Charter School - Fort Greene  
Success Academy Charter School - Harlem 1  
Success Academy Charter School - Harlem 2  
Success Academy Charter School - Harlem 3  
Success Academy Charter School - Harlem 4  
Success Academy Charter School - Harlem 5  
Success Academy Charter School - Hell's Kitchen  
Success Academy Charter School - NYC 1  
Success Academy Charter School - NYC 10  
Success Academy Charter School - NYC 11  
Success Academy Charter School - NYC 12  
Success Academy Charter School - NYC 13  
Success Academy Charter School - NYC 14  
Success Academy Charter School - NYC 2  
Success Academy Charter School - NYC 3  
Success Academy Charter School - NYC 4  
Success Academy Charter School - NYC 5  
Success Academy Charter School - NYC 6  
Success Academy Charter School - NYC 7  
Success Academy Charter School - NYC 8  
Success Academy Charter School - NYC 9  
Success Academy Charter School - Prospect Heights  
Success Academy Charter School - Rosedale  
Success Academy Charter School - Springfield Gardens  
Success Academy Charter School - Union Square

Success Academy Charter School - Upper West

Success Academy Charter School - Washington Heights

Success Academy Charter School - Williamsburg

8. Select all positions you have held on the Board:

(check all that apply)

*(No response)*

9. Are you a trustee and also an employee of the school?

*No*

10. Are you a trustee and an employee or agent of the management company or institutional partner of the charter school?

No

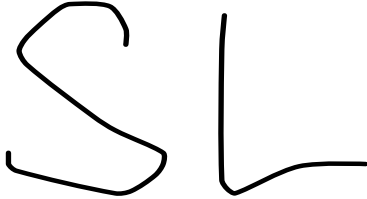
11. Have you or any of your immediate family members or any persons who live with you in your house had an interest in or engaged in a transaction with the charter school during the time you have served on the board, and in the six-month period prior to such service?

No

12. Are you a member, director, officer or employee of an organization formally partnered with a school that is doing business with the charter school and in which such entity, during your tenure as a trustee, you and/or your immediate family member or person living in your house had a financial interest or relationship?

No

Signature of Trustee

A handwritten signature consisting of the letters 'S' and 'L' in a simple, bold, black ink style. The 'S' is on the left and the 'L' is on the right, both written in a slightly slanted, upright orientation.

**Thank you.**

# Required Form: 2014-15 Appendix E - Trustee Disclosure of Financial Interest Form

Created Friday, October 30, 2015

<https://nysed.fluidsurveys.com/account/surveys/537586/responses/export/?collector=109126/s/Regents-Appendix-E-BOT-Form/2e>

## Page 1

Please open the link to this form using **Google Chrome** as your browser. Doing so will allow you to input your signature on page 2 of the form. Thank you.

### 1. TRUSTEE NAME

	First Name	Last Name
Trustee Name	David	Nanus

### 2. \*Your Home Address:

2. *Your Home Address:   Street Address	[REDACTED]
2. *Your Home Address:   City/State	[REDACTED]
2. *Your Home Address:   Zip	[REDACTED]

### 3. \*Your Business Address

3. *Your Business Address   Street Address	[REDACTED]
3. *Your Business Address   City/State	[REDACTED]
3. *Your Business Address   Zip	[REDACTED]

### 4. \*Daytime Phone Number:

[REDACTED]

### 5. \*E-mail Address:

[REDACTED]

6. I am a Trustee of a parent education corporation listed below which governs one or more charter schools.

*Success Academy Charter Schools NYC (Ed Corp)*

Success Academy Charter School - Bed Stuy 1

Success Academy Charter School - Bed Stuy 2

Success Academy Charter School - Bensonhurst

Success Academy Charter School - Bergen Beach

Success Academy Charter School - Bronx 1  
Success Academy Charter School - Bronx 2  
Success Academy Charter School - Bronx 3  
Success Academy Charter School - Bronx 4  
Success Academy Charter School - Cobble Hill  
Success Academy Charter School - Crown Heights  
Success Academy Charter School - Fort Greene  
Success Academy Charter School - Harlem 1  
Success Academy Charter School - Harlem 2  
Success Academy Charter School - Harlem 3  
Success Academy Charter School - Harlem 4  
Success Academy Charter School - Harlem 5  
Success Academy Charter School - Hell's Kitchen  
Success Academy Charter School - NYC 1  
Success Academy Charter School - NYC 10  
Success Academy Charter School - NYC 11  
Success Academy Charter School - NYC 12  
Success Academy Charter School - NYC 13  
Success Academy Charter School - NYC 14  
Success Academy Charter School - NYC 2  
Success Academy Charter School - NYC 3  
Success Academy Charter School - NYC 4  
Success Academy Charter School - NYC 5  
Success Academy Charter School - NYC 6  
Success Academy Charter School - NYC 7  
Success Academy Charter School - NYC 8  
Success Academy Charter School - NYC 9  
Success Academy Charter School - Prospect Heights  
Success Academy Charter School - Rosedale  
Success Academy Charter School - Springfield Gardens  
Success Academy Charter School - Union Square

Success Academy Charter School - Upper West

Success Academy Charter School - Washington Heights

Success Academy Charter School - Williamsburg

8. Select all positions you have held on the Board:

(check all that apply)

*(No response)*

9. Are you a trustee and also an employee of the school?

*No*

10. Are you a trustee and an employee or agent of the management company or institutional partner of the charter school?

No

11. Have you or any of your immediate family members or any persons who live with you in your house had an interest in or engaged in a transaction with the charter school during the time you have served on the board, and in the six-month period prior to such service?

No

12. Are you a member, director, officer or employee of an organization formally partnered with a school that is doing business with the charter school and in which such entity, during your tenure as a trustee, you and/or your immediate family member or person living in your house had a financial interest or relationship?

No

Signature of Trustee

A handwritten signature consisting of the letters 'D' and 'N' in a simple, bold, sans-serif font. The 'D' is on the left and the 'N' is on the right, both written in black ink.

**Thank you.**



# Required Form: 2014-15 Appendix E - Trustee Disclosure of Financial Interest Form

Created Friday, October 30, 2015

<https://nysed.fluidsurveys.com/account/surveys/537586/responses/export/?collector=109126/s/Regents-Appendix-E-BOT-Form/3c>

## Page 1

Please open the link to this form using **Google Chrome** as your browser. Doing so will allow you to input your signature on page 2 of the form. Thank you.

### 1. TRUSTEE NAME

	First Name	Last Name
Trustee Name	Graham	Officer

### 2. \*Your Home Address:

2. *Your Home Address:   Street Address	[REDACTED]
2. *Your Home Address:   City/State	[REDACTED]
2. *Your Home Address:   Zip	[REDACTED]

### 3. \*Your Business Address

3. *Your Business Address   Street Address	[REDACTED]
3. *Your Business Address   City/State	[REDACTED]
3. *Your Business Address   Zip	[REDACTED]

### 4. \*Daytime Phone Number:

[REDACTED]

### 5. \*E-mail Address:

[REDACTED]

6. I am a Trustee of a parent education corporation listed below which governs one or more charter schools.

*Success Academy Charter Schools NYC (Ed Corp)*

Success Academy Charter School - Bed Stuy 1

Success Academy Charter School - Bed Stuy 2

Success Academy Charter School - Bensonhurst

Success Academy Charter School - Bergen Beach

Success Academy Charter School - Bronx 1  
Success Academy Charter School - Bronx 2  
Success Academy Charter School - Bronx 3  
Success Academy Charter School - Bronx 4  
Success Academy Charter School - Cobble Hill  
Success Academy Charter School - Crown Heights  
Success Academy Charter School - Fort Greene  
Success Academy Charter School - Harlem 1  
Success Academy Charter School - Harlem 2  
Success Academy Charter School - Harlem 3  
Success Academy Charter School - Harlem 4  
Success Academy Charter School - Harlem 5  
Success Academy Charter School - Hell's Kitchen  
Success Academy Charter School - NYC 1  
Success Academy Charter School - NYC 10  
Success Academy Charter School - NYC 11  
Success Academy Charter School - NYC 12  
Success Academy Charter School - NYC 13  
Success Academy Charter School - NYC 14  
Success Academy Charter School - NYC 2  
Success Academy Charter School - NYC 3  
Success Academy Charter School - NYC 4  
Success Academy Charter School - NYC 5  
Success Academy Charter School - NYC 6  
Success Academy Charter School - NYC 7  
Success Academy Charter School - NYC 8  
Success Academy Charter School - NYC 9  
Success Academy Charter School - Prospect Heights  
Success Academy Charter School - Rosedale  
Success Academy Charter School - Springfield Gardens  
Success Academy Charter School - Union Square

Success Academy Charter School - Upper West

Success Academy Charter School - Washington Heights

Success Academy Charter School - Williamsburg

8. Select all positions you have held on the Board:

(check all that apply)

- 
- Other, please specify...: Board Member
- 

9. Are you a trustee and also an employee of the school?

No

10. Are you a trustee and an employee or agent of the management company or institutional partner of the charter school?

No

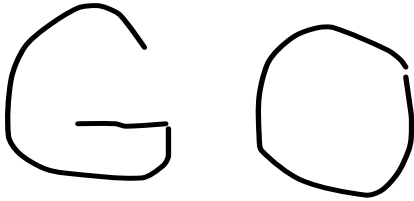
11. Have you or any of your immediate family members or any persons who live with you in your house had an interest in or engaged in a transaction with the charter school during the time you have served on the board, and in the six-month period prior to such service?

No

12. Are you a member, director, officer or employee of an organization formally partnered with a school that is doing business with the charter school and in which such entity, during your tenure as a trustee, you and/or your immediate family member or person living in your house had a financial interest or relationship?

No

Signature of Trustee

Handwritten signature consisting of the letters 'G' and 'O' in a simple, blocky font.

**Thank you.**

# Required Form: 2014-15 Appendix E - Trustee Disclosure of Financial Interest Form

Created Friday, October 30, 2015

<https://nysed.fluidsurveys.com/account/surveys/537586/responses/export/?collector=109126/s/Regents-Appendix-E-BOT-Form/b1>

## Page 1

Please open the link to this form using **Google Chrome** as your browser. Doing so will allow you to input your signature on page 2 of the form. Thank you.

### 1. TRUSTEE NAME

	First Name	Last Name
Trustee Name	Khadijah	Pickel

### 2. \*Your Home Address:

2. *Your Home Address:   Street Address	[REDACTED]
2. *Your Home Address:   City/State	[REDACTED]
2. *Your Home Address:   Zip	[REDACTED]

### 3. \*Your Business Address

3. *Your Business Address   Street Address	[REDACTED]
3. *Your Business Address   City/State	[REDACTED]
3. *Your Business Address   Zip	[REDACTED]

### 4. \*Daytime Phone Number:

[REDACTED]

### 5. \*E-mail Address:

[REDACTED]

6. I am a Trustee of a parent education corporation listed below which governs one or more charter schools.

*Success Academy Charter Schools NYC (Ed Corp)*

Success Academy Charter School - Bed Stuy 1

Success Academy Charter School - Bed Stuy 2

Success Academy Charter School - Bensonhurst

Success Academy Charter School - Bergen Beach

Success Academy Charter School - Bronx 1  
Success Academy Charter School - Bronx 2  
Success Academy Charter School - Bronx 3  
Success Academy Charter School - Bronx 4  
Success Academy Charter School - Cobble Hill  
Success Academy Charter School - Crown Heights  
Success Academy Charter School - Fort Greene  
Success Academy Charter School - Harlem 1  
Success Academy Charter School - Harlem 2  
Success Academy Charter School - Harlem 3  
Success Academy Charter School - Harlem 4  
Success Academy Charter School - Harlem 5  
Success Academy Charter School - Hell's Kitchen  
Success Academy Charter School - NYC 1  
Success Academy Charter School - NYC 10  
Success Academy Charter School - NYC 11  
Success Academy Charter School - NYC 12  
Success Academy Charter School - NYC 13  
Success Academy Charter School - NYC 14  
Success Academy Charter School - NYC 2  
Success Academy Charter School - NYC 3  
Success Academy Charter School - NYC 4  
Success Academy Charter School - NYC 5  
Success Academy Charter School - NYC 6  
Success Academy Charter School - NYC 7  
Success Academy Charter School - NYC 8  
Success Academy Charter School - NYC 9  
Success Academy Charter School - Prospect Heights  
Success Academy Charter School - Rosedale  
Success Academy Charter School - Springfield Gardens  
Success Academy Charter School - Union Square

Success Academy Charter School - Upper West

Success Academy Charter School - Washington Heights

Success Academy Charter School - Williamsburg

8. Select all positions you have held on the Board:

(check all that apply)

- 
- Parent Representative
- 

9. Are you a trustee and also an employee of the school?

No

10. Are you a trustee and an employee or agent of the management company or institutional partner of the charter school?

No

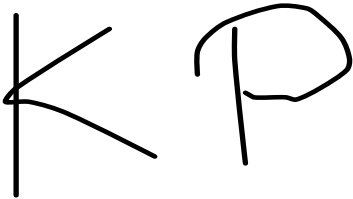
11. Have you or any of your immediate family members or any persons who live with you in your house had an interest in or engaged in a transaction with the charter school during the time you have served on the board, and in the six-month period prior to such service?

No

12. Are you a member, director, officer or employee of an organization formally partnered with a school that is doing business with the charter school and in which such entity, during your tenure as a trustee, you and/or your immediate family member or person living in your house had a financial interest or relationship?

No

Signature of Trustee

Handwritten signature consisting of the letters 'K' and 'P' in a simple, bold, black ink style.

**Thank you.**



# Required Form: 2014-15 Appendix E - Trustee Disclosure of Financial Interest Form

Created Friday, October 30, 2015

<https://nysed.fluidsurveys.com/account/surveys/537586/responses/export/?collector=109126/s/Regents-Appendix-E-BOT-Form/46>

## Page 1

Please open the link to this form using **Google Chrome** as your browser. Doing so will allow you to input your signature on page 2 of the form. Thank you.

### 1. TRUSTEE NAME

	First Name	Last Name
Trustee Name	Jarrett	Posner

### 2. \*Your Home Address:

2. *Your Home Address:   Street Address	[REDACTED]
2. *Your Home Address:   City/State	[REDACTED]
2. *Your Home Address:   Zip	[REDACTED]

### 3. \*Your Business Address

3. *Your Business Address   Street Address	[REDACTED]
3. *Your Business Address   City/State	[REDACTED]
3. *Your Business Address   Zip	[REDACTED]

### 4. \*Daytime Phone Number:

[REDACTED]

### 5. \*E-mail Address:

[REDACTED]

6. I am a Trustee of a parent education corporation listed below which governs one or more charter schools.

*Success Academy Charter Schools NYC (Ed Corp)*

Success Academy Charter School - Bed Stuy 1

Success Academy Charter School - Bed Stuy 2

Success Academy Charter School - Bensonhurst

Success Academy Charter School - Bergen Beach

Success Academy Charter School - Bronx 1  
Success Academy Charter School - Bronx 2  
Success Academy Charter School - Bronx 3  
Success Academy Charter School - Bronx 4  
Success Academy Charter School - Cobble Hill  
Success Academy Charter School - Crown Heights  
Success Academy Charter School - Fort Greene  
Success Academy Charter School - Harlem 1  
Success Academy Charter School - Harlem 2  
Success Academy Charter School - Harlem 3  
Success Academy Charter School - Harlem 4  
Success Academy Charter School - Harlem 5  
Success Academy Charter School - Hell's Kitchen  
Success Academy Charter School - NYC 1  
Success Academy Charter School - NYC 10  
Success Academy Charter School - NYC 11  
Success Academy Charter School - NYC 12  
Success Academy Charter School - NYC 13  
Success Academy Charter School - NYC 14  
Success Academy Charter School - NYC 2  
Success Academy Charter School - NYC 3  
Success Academy Charter School - NYC 4  
Success Academy Charter School - NYC 5  
Success Academy Charter School - NYC 6  
Success Academy Charter School - NYC 7  
Success Academy Charter School - NYC 8  
Success Academy Charter School - NYC 9  
Success Academy Charter School - Prospect Heights  
Success Academy Charter School - Rosedale  
Success Academy Charter School - Springfield Gardens  
Success Academy Charter School - Union Square

Success Academy Charter School - Upper West

Success Academy Charter School - Washington Heights

Success Academy Charter School - Williamsburg

8. Select all positions you have held on the Board:

(check all that apply)

- 
- Other, please specify...: Member of Finance Committee
- 

9. Are you a trustee and also an employee of the school?

No

10. Are you a trustee and an employee or agent of the management company or institutional partner of the charter school?

No

11. Have you or any of your immediate family members or any persons who live with you in your house had an interest in or engaged in a transaction with the charter school during the time you have served on the board, and in the six-month period prior to such service?

No

12. Are you a member, director, officer or employee of an organization formally partnered with a school that is doing business with the charter school and in which such entity, during your tenure as a trustee, you and/or your immediate family member or person living in your house had a financial interest or relationship?

No

Signature of Trustee

A handwritten signature consisting of the letters 'J' and 'P' in a cursive, stylized font. The 'J' is on the left and the 'P' is on the right, both written in black ink.

**Thank you.**

# Required Form: 2014-15 Appendix E - Trustee Disclosure of Financial Interest Form

Created Friday, October 30, 2015

<https://nysed.fluidsurveys.com/account/surveys/537586/responses/export/?collector=109126/s/Regents-Appendix-E-BOT-Form/52>

## Page 1

Please open the link to this form using **Google Chrome** as your browser. Doing so will allow you to input your signature on page 2 of the form. Thank you.

### 1. TRUSTEE NAME

	First Name	Last Name
Trustee Name	Lance	Rosen

### 2. \*Your Home Address:

2. *Your Home Address:   Street Address	[REDACTED]
2. *Your Home Address:   City/State	[REDACTED]
2. *Your Home Address:   Zip	[REDACTED]

### 3. \*Your Business Address

3. *Your Business Address   Street Address	[REDACTED]
3. *Your Business Address   City/State	[REDACTED]
3. *Your Business Address   Zip	[REDACTED]

### 4. \*Daytime Phone Number:

[REDACTED]

### 5. \*E-mail Address:

[REDACTED]

6. I am a Trustee of a parent education corporation listed below which governs one or more charter schools.

*Success Academy Charter Schools NYC (Ed Corp)*

Success Academy Charter School - Bed Stuy 1

Success Academy Charter School - Bed Stuy 2

Success Academy Charter School - Bensonhurst

Success Academy Charter School - Bergen Beach

Success Academy Charter School - Bronx 1  
Success Academy Charter School - Bronx 2  
Success Academy Charter School - Bronx 3  
Success Academy Charter School - Bronx 4  
Success Academy Charter School - Cobble Hill  
Success Academy Charter School - Crown Heights  
Success Academy Charter School - Fort Greene  
Success Academy Charter School - Harlem 1  
Success Academy Charter School - Harlem 2  
Success Academy Charter School - Harlem 3  
Success Academy Charter School - Harlem 4  
Success Academy Charter School - Harlem 5  
Success Academy Charter School - Hell's Kitchen  
Success Academy Charter School - NYC 1  
Success Academy Charter School - NYC 10  
Success Academy Charter School - NYC 11  
Success Academy Charter School - NYC 12  
Success Academy Charter School - NYC 13  
Success Academy Charter School - NYC 14  
Success Academy Charter School - NYC 2  
Success Academy Charter School - NYC 3  
Success Academy Charter School - NYC 4  
Success Academy Charter School - NYC 5  
Success Academy Charter School - NYC 6  
Success Academy Charter School - NYC 7  
Success Academy Charter School - NYC 8  
Success Academy Charter School - NYC 9  
Success Academy Charter School - Prospect Heights  
Success Academy Charter School - Rosedale  
Success Academy Charter School - Springfield Gardens  
Success Academy Charter School - Union Square

Success Academy Charter School - Upper West

Success Academy Charter School - Washington Heights

Success Academy Charter School - Williamsburg

8. Select all positions you have held on the Board:

(check all that apply)

*(No response)*

9. Are you a trustee and also an employee of the school?

*No*

10. Are you a trustee and an employee or agent of the management company or institutional partner of the charter school?

No

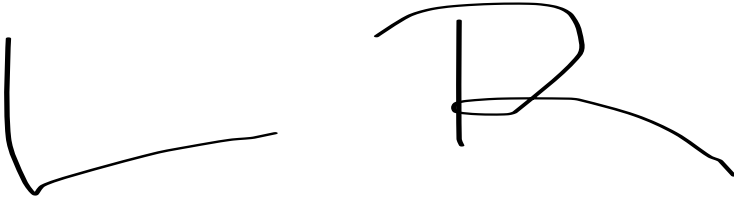
11. Have you or any of your immediate family members or any persons who live with you in your house had an interest in or engaged in a transaction with the charter school during the time you have served on the board, and in the six-month period prior to such service?

No

12. Are you a member, director, officer or employee of an organization formally partnered with a school that is doing business with the charter school and in which such entity, during your tenure as a trustee, you and/or your immediate family member or person living in your house had a financial interest or relationship?

No

Signature of Trustee

A handwritten signature in black ink, consisting of a stylized 'L' followed by a 'D' and a long horizontal stroke.

**Thank you.**



# Required Form: 2014-15 Appendix E - Trustee Disclosure of Financial Interest Form

Created Friday, October 30, 2015

<https://nysed.fluidsurveys.com/account/surveys/537586/responses/export/?collector=109126/s/Regents-Appendix-E-BOT-Form/0c>

## Page 1

Please open the link to this form using **Google Chrome** as your browser. Doing so will allow you to input your signature on page 2 of the form. Thank you.

### 1. TRUSTEE NAME

	First Name	Last Name
Trustee Name	Gregory R.	Sawers

### 2. \*Your Home Address:

2. *Your Home Address:   Street Address	[REDACTED]
2. *Your Home Address:   City/State	[REDACTED]
2. *Your Home Address:   Zip	[REDACTED]

### 3. \*Your Business Address

3. *Your Business Address   Street Address	[REDACTED]
3. *Your Business Address   City/State	[REDACTED]
3. *Your Business Address   Zip	[REDACTED]

### 4. \*Daytime Phone Number:

[REDACTED]

### 5. \*E-mail Address:

[REDACTED]

6. I am a Trustee of a parent education corporation listed below which governs one or more charter schools.

*Success Academy Charter Schools NYC (Ed Corp)*

Success Academy Charter School - Bed Stuy 1

Success Academy Charter School - Bed Stuy 2

Success Academy Charter School - Bensonhurst

Success Academy Charter School - Bergen Beach

Success Academy Charter School - Bronx 1  
Success Academy Charter School - Bronx 2  
Success Academy Charter School - Bronx 3  
Success Academy Charter School - Bronx 4  
Success Academy Charter School - Cobble Hill  
Success Academy Charter School - Crown Heights  
Success Academy Charter School - Fort Greene  
Success Academy Charter School - Harlem 1  
Success Academy Charter School - Harlem 2  
Success Academy Charter School - Harlem 3  
Success Academy Charter School - Harlem 4  
Success Academy Charter School - Harlem 5  
Success Academy Charter School - Hell's Kitchen  
Success Academy Charter School - NYC 1  
Success Academy Charter School - NYC 10  
Success Academy Charter School - NYC 11  
Success Academy Charter School - NYC 12  
Success Academy Charter School - NYC 13  
Success Academy Charter School - NYC 14  
Success Academy Charter School - NYC 2  
Success Academy Charter School - NYC 3  
Success Academy Charter School - NYC 4  
Success Academy Charter School - NYC 5  
Success Academy Charter School - NYC 6  
Success Academy Charter School - NYC 7  
Success Academy Charter School - NYC 8  
Success Academy Charter School - NYC 9  
Success Academy Charter School - Prospect Heights  
Success Academy Charter School - Rosedale  
Success Academy Charter School - Springfield Gardens  
Success Academy Charter School - Union Square

Success Academy Charter School - Upper West

Success Academy Charter School - Washington Heights

Success Academy Charter School - Williamsburg

8. Select all positions you have held on the Board:

(check all that apply)

- 
- Secretary
- 

9. Are you a trustee and also an employee of the school?

No

10. Are you a trustee and an employee or agent of the management company or institutional partner of the charter school?

No

11. Have you or any of your immediate family members or any persons who live with you in your house had an interest in or engaged in a transaction with the charter school during the time you have served on the board, and in the six-month period prior to such service?

No

12. Are you a member, director, officer or employee of an organization formally partnered with a school that is doing business with the charter school and in which such entity, during your tenure as a trustee, you and/or your immediate family member or person living in your house had a financial interest or relationship?

No

Signature of Trustee

A handwritten signature consisting of the letters 'G' and 'S' in a simple, bold, black ink style. The 'G' is on the left and the 'S' is on the right, both written in a slightly slanted, upright orientation.

**Thank you.**

# Required Form: 2014-15 Appendix E - Trustee Disclosure of Financial Interest Form

Created Friday, October 30, 2015

<https://nysed.fluidsurveys.com/account/surveys/537586/responses/export/?collector=109126/s/Regents-Appendix-E-BOT-Form/20>

## Page 1

Please open the link to this form using **Google Chrome** as your browser. Doing so will allow you to input your signature on page 2 of the form. Thank you.

### 1. TRUSTEE NAME

	First Name	Last Name
Trustee Name	Catherine	Shanker

### 2. \*Your Home Address:

2. *Your Home Address:   Street Address	[REDACTED]
2. *Your Home Address:   City/State	[REDACTED]
2. *Your Home Address:   Zip	[REDACTED]

### 3. \*Your Business Address

3. *Your Business Address   Street Address	[REDACTED]
3. *Your Business Address   City/State	[REDACTED]
3. *Your Business Address   Zip	[REDACTED]

### 4. \*Daytime Phone Number:

[REDACTED]

### 5. \*E-mail Address:

[REDACTED]

6. I am a Trustee of a parent education corporation listed below which governs one or more charter schools.

*Success Academy Charter Schools NYC (Ed Corp)*

Success Academy Charter School - Bed Stuy 1

Success Academy Charter School - Bed Stuy 2

Success Academy Charter School - Bensonhurst

Success Academy Charter School - Bergen Beach

Success Academy Charter School - Bronx 1  
Success Academy Charter School - Bronx 2  
Success Academy Charter School - Bronx 3  
Success Academy Charter School - Bronx 4  
Success Academy Charter School - Cobble Hill  
Success Academy Charter School - Crown Heights  
Success Academy Charter School - Fort Greene  
Success Academy Charter School - Harlem 1  
Success Academy Charter School - Harlem 2  
Success Academy Charter School - Harlem 3  
Success Academy Charter School - Harlem 4  
Success Academy Charter School - Harlem 5  
Success Academy Charter School - Hell's Kitchen  
Success Academy Charter School - NYC 1  
Success Academy Charter School - NYC 10  
Success Academy Charter School - NYC 11  
Success Academy Charter School - NYC 12  
Success Academy Charter School - NYC 13  
Success Academy Charter School - NYC 14  
Success Academy Charter School - NYC 2  
Success Academy Charter School - NYC 3  
Success Academy Charter School - NYC 4  
Success Academy Charter School - NYC 5  
Success Academy Charter School - NYC 6  
Success Academy Charter School - NYC 7  
Success Academy Charter School - NYC 8  
Success Academy Charter School - NYC 9  
Success Academy Charter School - Prospect Heights  
Success Academy Charter School - Rosedale  
Success Academy Charter School - Springfield Gardens  
Success Academy Charter School - Union Square

Success Academy Charter School - Upper West

Success Academy Charter School - Washington Heights

Success Academy Charter School - Williamsburg

8. Select all positions you have held on the Board:

(check all that apply)

- 
- Other, please specify...: Executive Committee Member, Head of Academics Culture + Talent Committee
- 

9. Are you a trustee and also an employee of the school?

No

10. Are you a trustee and an employee or agent of the management company or institutional partner of the charter school?

No

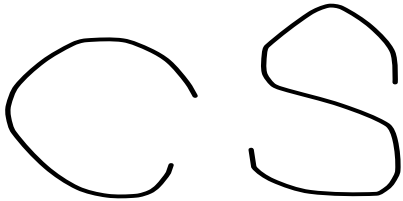
11. Have you or any of your immediate family members or any persons who live with you in your house had an interest in or engaged in a transaction with the charter school during the time you have served on the board, and in the six-month period prior to such service?

No

12. Are you a member, director, officer or employee of an organization formally partnered with a school that is doing business with the charter school and in which such entity, during your tenure as a trustee, you and/or your immediate family member or person living in your house had a financial interest or relationship?

No

Signature of Trustee

A handwritten signature consisting of the letters 'C' and 'S' in a simple, bold, sans-serif font. The 'C' is on the left and the 'S' is on the right, both written in black ink.

**Thank you.**





# Appendix F: BOT Membership Table

Last updated: 07/31/2015

## Page 1

### 1. Current Board Member Information

	Trustee Name	Email Address	Committee Affiliation(s)	Voting Member? (Y/N)	Area of Expertise, and/or Additional Role and School (parent, staff member, etc.)	Number of Terms Served and Length of Each (Include election date and term expiration)
1	Rich Barrera			Yes		
2	Bryan Binder		Vice Chair/Vice President	Yes		
3	Derrell Bradford			Yes		
4	Sam Chainani			Yes		
5	Sam Cole		Chair/Board President	Yes		
6	Scott Friedman		Treasurer	Yes		
7	Suleman Lunat			Yes		
8	David Nanus			Yes		
9	Graham Officer			Yes		
10	Khadijah Pickel		Parent Representative	No		
11	Jarrett Posner			Yes		
12	Lance Rosen			Yes		
13	Greg Sawers		Secretary	Yes		
14	Cate Shinker			Yes		
15						
16						
17						
18						
19						
20						

### 2. Total Number of Members Joining Board during the 2014-15 school year

(No response)

**3. Total Number of Members Departing the Board during the 2014-15 school year**

(No response)

**4. According to the School's by-laws, what is the maximum number of trustees that may comprise the governing board?**

25

**5. How many times did the Board meet during the 2014-15 school year?**

Bi-monthly

**6. How many times will the Board meet during the 2015-16 school year?**

Bi-monthly

**Thank you.**

## Appendix H: Enrollment and Retention Efforts

Success Academy Charter Schools undertake numerous strategies for recruiting and retaining students eligible for the Free and Reduced Price Lunch program (“FRPL”), English Language Learners (“ELL”), and students with special education needs. For the 2014-15 school year, strategies included extensive outreach, including but not limited to:

- Mailings and distributions to residents of the CSD of a school’s location (“in-district residents”), including residents in low-income in-district communities;
- Written applications in five languages (English, Spanish, Chinese, French, and Russian);
- Bilingual flyers dropped in public housing complexes, supermarkets, preschools, and community centers;
- Advertisements and marketing materials (including bilingual advertisements and materials) posted in local newspapers, supermarkets, preschools, community centers, and public housing apartment complexes;
- Tours of existing Success Academy schools; and/or
- Information sessions hosted at public and private venues frequented by families of young children, including daycare and nursery schools.

Success Academy Charter Schools will continue these extensive outreach efforts for the 2015-16 school year, with a focus on reaching typically underserved families within the community, including those targeted by the enrollment and retention targets. Success Academy Charter Schools also work to ensure student retention through strong programs that serve special education, ELL, and FRPL students at a very high level. Further information about our programs and outreach efforts is available in our charter.



# Appendix I: Teacher and Administrator Attrition

Last updated: 08/01/2015

Report changes in teacher and administrator staffing.

Page 1

Charter School Name:

## Instructions for completing the Teacher and Administrator Attrition Tables

ALL charter schools should provide, for teachers and administrators only, the full time equivalent (FTE) of staff on June 30, 2014, the FTE for added staff from July 1, 2014 through June 30, 2015, and the FTE for any departed staff from July 1, 2014 through June 30, 2015 using the two tables provided.

### 2013-14 Teacher Attrition Table

	FTE Teachers on June 30, 2014	FTE Teachers Additions 7/1/14 – 6/30/15	FTE Teacher Departures 7/1/14 – 6/30/15
	29	5	3

### 2013-14 Administrator Position Attrition Table

	FTE Administrator Positions On 6/30/2014	FTE Administrator Additions 7/1/14 – 6/30/15	FTE Administrator Departures 7/1/14 – 6/30/15
	4	0	2

Thank you