



I. SCHOOL INFORMATION AND COVER PAGE (To be Completed By All Charter Schools)

Last updated: 07/31/2015

Please be advised that you will need to complete this task first (including signatures) before all of the other tasks assigned to you by your authorizer are visible on your task page. While completing this task, please ensure that you select the correct authorizer or you may not be assigned the correct tasks.

Page 1

1. SCHOOL NAME AND AUTHORIZER

(Select name from the drop down menu)

SUCCESS ACADEMY CS-BEDFORD STUYVESANT 1 (SUNY TRUSTEES) 331400861007

2. CHARTER AUTHORIZER

(For technical reasons, please re-select authorizer name from the drop down menu).

SUNY-Authorized Charter School

3. DISTRICT / CSD OF LOCATION

NYC CSD 14

4. SCHOOL INFORMATION

	PRIMARY ADDRESS	PHONE NUMBER	FAX NUMBER	EMAIL ADDRESS
	70 Tompkins Avenue, 2nd Floor, Brooklyn, NY 11206	718-635-3294	646-964-6598	[REDACTED]

4a. PHONE CONTACT NUMBER FOR AFTER HOURS EMERGENCIES

Contact Name	Lillian Forsyth
Title	Associate Director of Operations
Emergency Phone Number (###-###-####)	[REDACTED]

5. SCHOOL WEB ADDRESS (URL)

www.successacademies.org

6. DATE OF INITIAL CHARTER

2010-11-01 00:00:00

7. DATE FIRST OPENED FOR INSTRUCTION

2011-08-01 00:00:00

8. FINAL VERIFIED BEDS ENROLLMENT FOR THE 2014-15 School Year as reported to Department's Office of Information and Reporting Services (via the NYC DOE for charter schools in NYC) in August.

426

9. GRADES SERVED IN SCHOOL YEAR 2014-15

Check all that apply

Grades Served	K, 1, 2, 3, 4
---------------	---------------

10. DOES THE SCHOOL CONTRACT WITH A CHARTER OR EDUCATIONAL MANAGEMENT ORGANIZATION?

	Yes/No	Name of CMO/EMO
	Yes	Success Academy Charter Schools

10a. Please provide the name and contact information for each of the following individuals who are management level personnel associated with the CMO.

	Name	Work Phone	Alternate Phone	Email Address	Contact this individual also in emergencies
CEO (e.g., network superintendent)	Eva Moskowitz	[REDACTED]		[REDACTED]	Yes
CFO (e.g., network CFO)	Dennis McIntosh	[REDACTED]		[REDACTED]	Yes
Compliance Contact	Emily Kim	[REDACTED]		[REDACTED]	Yes
Complaint Contact	Emily Kim	[REDACTED]		[REDACTED]	Yes

Page 2

11. FACILITIES

Will the School maintain or operate multiple sites?

No, just one site.

12. SCHOOL SITES

Please list the sites where the school will operate in 2015-16.

	Physical Address	Phone Number	District/CSD	Grades Served at Site	School at Full Capacity at Site	Facilities Agreement
Site 1 (same as primary site)	70 Tompkins Avenue, 2nd Floor, Brooklyn, NY 11206	718-635-3294	CSD 14	K-4	Yes	DOE space
Site 2						
Site 3						

12a. Please provide the contact information for Site 1 (same as the primary site).

	Name	Work Phone	Alternate Phone	Email Address
School Leader	Javeria Khan	██████████		██████████
Operational Leader	Joseph Rotter	██████████		██████████
Compliance Contact	Emily Kim	██████████		██████████
Complaint Contact	Emily Kim	██████████		██████████

Page 3

14. Were there any revisions to the school's charter during the 2014-2015 school year? (Please include both those that required authorizer approval and those that did not require authorizer approval).

Yes

14a. Summary of Charter Revisions

	Category (Select Best Description)	Specific Revision (150 word limit)	Date Approved by BOT (if applicable)	Date Approved by Authorizer (if applicable)
1	Change in admissions/enrollment policy	An amendment was made to include a lottery preference for English Language Learners in the school's admissions policy, pending US Department of Education guidance.	10/2014	
2	Change in admissions/enrollment policy	An amendment was made to remove a lottery preference for English Language Learners in the school's admissions policy, pursuant to US Department of Education guidance.	3/2015	
3				
4				
5				

15. Name and Position of Individual(s) Who Completed the 2014-15 Annual Report.

Peter Cymrot (Assistant General Counsel)

16. Our signatures below attest that all of the information contained herein is truthful and accurate and that this charter school is in compliance with all aspects of its charter, and with all pertinent Federal, State, and local laws, regulations, and rules. We understand that if any information in any part of this report is found to have been deliberately misrepresented, that will constitute grounds for the revocation of our charter. Check **YES if you agree and use the mouse on your PC or the stylus on your mobile device to sign your name).**

Responses Selected:

Yes

Signature, Head of Charter School

A handwritten signature consisting of the letters 'J' and 'K' in a simple, bold, black ink style.

Signature, President of the Board of Trustees

A handwritten signature consisting of the letters 'S' and 'C' in a simple, bold, black ink style.

Thank you.



Appendix A: Link to the New York State School Report Card

Last updated: 07/31/2015

Page 1

Charter School Name:

1. NEW YORK STATE REPORT CARD

Provide a direct URL or web link to the most recent New York State School Report Card for the charter school (See <https://reportcards.nysed.gov/>).

(Charter schools completing year one will not yet have a School Report Card or link to one. Please type "URL is not available" in the space provided).

URL is not available



Success Academy Charter School
—
Bed-Stuy 1
2014-15 ACCOUNTABILITY PLAN
PROGRESS REPORT

Submitted to the SUNY Charter Schools Institute on:

September 15, 2015

By Jessica Hinel

70 Tompkins Avenue, 2nd Floor
Brooklyn, NY 11206
(718) 635-3295

Jessica Hinel, Data Coordinator, prepared this 2014-15 Accountability Progress Report on behalf of the school's board of trustees:

Trustee's Name	Board Position
Sam Cole	Chair
Bryan Binder	Vice Chair
Scott Friedman	Treasurer
Greg Sawers	Secretary
Cate Shainker	
Sam Chainani	
Lance Rosen	
Derrell Bradford	
Khadijah Patrick-Pickel	<i>Ex-officio</i> Parent Representative
Rich Barrera	
Suleman Lunat	
Graham Officer	
Jarrett Posner	
David Nanus	

Javeria Khan has served as the school leader since the 2013-2014 school year.

INTRODUCTION

The mission of Success Academy Charter School – Bed-Stuy 1 (“SA Bed-Stuy 1”) is to provide students in New York City with an exceptionally high-quality education that gives them the knowledge, skills, character, and disposition to meet and exceed New York State Common Core Learning Standards and the resources to lead and succeed in school, college, and a competitive global economy.

School Enrollment by Grade Level and School Year¹

School Year	K	1	2	3	4	5	6	7	8	9	10	11	12	Total
2011-12	68	82												150
2012-13	80	67	84											231
2013-14	102	81	95	83										361
2014-15	71	103	87	82	73									416

¹ Enrollment numbers are current as of April 1, 2015. Per instruction from SUNY, enrollment numbers reflect originating charters.

ENGLISH LANGUAGE ARTS

Goal 1: English Language Arts

Students will demonstrate proficiency in reading, writing, and comprehending the English language.

Background

Believing that all students can succeed, SA Bed-Stuy 1 goes above and beyond Common Core standards. SA Bed-Stuy 1 uses THINK Literacy, a comprehensive balanced literacy program, in all grades. THINK Literacy was developed in-house by the Instructional Management team at Success Academy Charter Schools, the charter management organization. There are many components of THINK, including Shared Text, Guided Reading, Read Aloud with Discussion, Reading Workshop, and Writing Workshop. During Shared Text, the teacher displays a text and the whole class reads and analyzes it together, giving students practice interpreting brief, engaging texts. During Guided Reading, the teacher works with a small group of students to read and comprehend a book that is one level above what they can read and understand independently. During Read Aloud with Discussion, the teacher models the internal thinking that excellent readers exhibit, and students discuss their ideas about the book with their classmates. During Reading Workshop and Writing Workshop, students internalize key aspects of great reading and writing, through direct instruction, independent work, and partner work. All THINK components press students to read, write, think, and speak with clarity and precision.

In kindergarten and first grade, students also receive extensive phonics instruction. This early literacy curriculum is modeled on an enhanced version of Success For All (SFA), which has a proven track record in urban schools and has been implemented in 1,300 schools around the United States.

Students are assessed in reading regularly. They progress to the next instructional reading level when ready. Thus, children are assigned to appropriate reading levels based on reading performance, not age or grade.

SA Bed-Stuy 1 enforces specific protocols for how it collects, distributes, and analyzes data. These protocols work to help teachers and school leaders freely access information in real-time. In a fast-paced and constantly changing school environment, having ready access to academic data empowers the staff to better decide how to expend time and resources so as to maximize student achievement.

SA Bed-Stuy 1 views its teachers as Olympic athletes who must constantly train and improve their skills. Professional development is a regular part of their professional responsibilities as it develops skills, provides content area knowledge, and improves pedagogical techniques so that the teachers are prepared to “win the race” that is educating children. Further information is available in the school’s charter.

Goal 1: Absolute Measure

Each year, 75 percent of all tested students enrolled in at least their second year will perform at proficiency on the New York State English language arts examination for grades 3-8.

This measure assumes that the general format and structure of the State ELA exam will remain consistent. To the extent that there are significant format and structure changes to the exam, the school understands that its authorizer will take such changes into account when assessing the school's performance.

Method

The school administered the New York State Testing Program English language arts assessment to students in 3rd through 4th grade in April 2015. Each student's raw score has been converted to a grade-specific scaled score and a performance level.

The table below summarizes participation information for this year's test administration. The table indicates total enrollment and total number of students tested. It also provides a detailed breakdown of those students excluded from the exam. Note that this table includes all students according to grade level, even if they have not enrolled in at least their second year (defined as enrolled by BEDS day of the previous school year).

**2014-15 State English Language Arts Exam
Number of Students Tested and Not Tested**

Grade	Total Tested	Not Tested ²			Total Enrolled
		IEP	ELL	Absent	
3	82	0	0	0	82
4	73	0	0	0	73
5					
6					
7					
8					
All	155	0	0	0	155

Results

Based on scores from 2014-15, SA Bed-Stuy 1 exceeded the absolute measure goal for ELA.

² Students exempted from this exam according to their Individualized Education Program (IEP), because of English Language Learners (ELL) status, or absence for at least some part of the exam.

**Performance on 2014-15 State English Language Arts Exam
By All Students and Students Enrolled in At Least Their Second Year**

Grade s	All Students		Enrolled in at least their Second Year	
	Percent Proficient	Number Tested	Percent Proficient	Number Tested
3	82.93%	82	82.05%	78
4	76.71%	73	76.71%	73
5				
6				
7				
8				
All	80.00%	155	79.47%	151

Evaluation

SA Bed-Stuy 1 met the absolute measure goal in 2014-15 for ELA.

Additional Evidence

SA Bed-Stuy 1 exceeded this absolute measure goal for ELA. As it continues to improve its ELA program, SA Bed-Stuy 1 expects to continue to perform well in the future.

English Language Arts Performance by Grade Level and School Year

Grade	Percent of Students Enrolled in At Least Their Second Year Achieving Proficiency					
	2012-13		2013-14		2014-15	
	Percent	Number Tested	Percent	Number Tested	Percent	Number Tested
3			82.19%	73	82.05%	78
4					76.71%	73
5						
6						
7						
8						
All			82.19%	73	79.47 %	151

Goal 1: Absolute Measure

Each year, the school's aggregate Performance Level Index ("PLI") on the State English

language arts exam will meet the Annual Measurable Objective (“AMO”) set forth in the state’s NCLB accountability system.

Method

The federal No Child Left Behind law holds schools accountable for making annual yearly progress towards enabling all students to be proficient. As a result, the state sets an AMO each year to determine if schools are making satisfactory progress toward the goal of proficiency in the state’s learning standards in English language arts. To achieve this measure, all tested students must have a Performance Level Index (“PLI”) value that equals or exceeds the 2014-15 English language arts AMO of 97. The PLI is calculated by adding the sum of the percent of all tested students at Levels 2 through 4 with the sum of the percent of all tested students at Levels 3 and 4. Thus, the highest possible PLI is 200.³

Results

For 2014-15, SA Bed-Stuy 1 achieved a PLI of 177. This is substantially greater than the target AMO of 97.

English Language Arts 2014-15 Performance Level Index (PLI)

Number in Cohort	Percent of Students at Each Performance Level			
	Level 1	Level 2	Level 3	Level 4
155	3%	17%	67%	13%

PLI =	17%	+	67%	+	13%	=	97
		/	67%	+	13%	=	80
					PLI	=	177

Evaluation

SA Bed-Stuy 1 met this goal by achieving a PLI of 177.

Goal 1: Comparative Measure

Each year, the percent of all tested students who are enrolled in at least their second year and performing at proficiency on the state English language arts exam will be greater than that of all students in the same tested grades in the local school district.

Method

A school compares tested students enrolled in at least their second year to all tested students in the surrounding public school district. Comparisons are between the results for each grade in which the school had tested students in at least their second year at the

³ In contrast to SED’s Performance Index, the PLI does not account for year-to-year growth toward proficiency.

school and the total result for all students at the corresponding grades in the school district.⁴

Results

SA Bed-Stuy 1 achieved an overall proficiency rate of 79% (for students enrolled in at least their second year), approximately 49 percentage points higher than District 14's proficiency rate of 30%.

2014-15 State English Language Arts Exam Charter School and District Performance by Grade Level

Grade	Percent of Students at Proficiency			
	Charter School Students In At Least 2 nd Year		All District Students	
	Percent	Number Tested	Percent	Number Tested
3	82.05%	78	29.50%	1173
4	76.71%	73	31.40%	1097
5				
6				
7				
8				
All	79.47%	151	30.40%	2270

Evaluation

SA Bed-Stuy 1 met this goal with a proficiency rate that exceeded the local district's proficiency rate of 30% by approximately 49 percentage points.

Additional Evidence

SA Bed-Stuy 1 considerably outperformed District 14 in the 2013-14 and 2014-15 school years.

English Language Arts Performance of Charter School and Local District by Grade Level and School Year

Grade	Percent of Students Enrolled in at Least their Second Year Who Are at Proficiency Compared to Local District Students					
	2012-13		2013-14		2014-15	
	Charter	Local	Charter	Local	Charter	Local

⁴ Schools can acquire these data when the New York State Education Department releases its Access database containing grade level ELA and math test results for all schools and districts statewide. The NYSED announces the release of the data on its [News Release webpage](#).

	School	District	School	District	School	District
3			82.19%	33%	82.05%	29.50%
4					76.71%	31.40%
5						
6						
7						
8						
All			82.19%	33%	79.47%	151

Goal 1: Comparative Measure

Each year, the school will exceed its predicted level of performance on the state English language arts exam by an Effect Size of 0.3 or above (performing higher than expected to a meaningful degree) according to a regression analysis controlling for economically disadvantaged students among all public schools in New York State.

Method

The Charter Schools Institute conducts a Comparative Performance Analysis, which compares the school's performance to demographically similar public schools state-wide. The Institute uses a regression analysis to control for the percentage of economically disadvantaged students among all public schools in New York State. The Institute compares the school's actual performance to the predicted performance of public schools with a similar economically disadvantaged percentage. The difference between the schools' actual and predicted performance, relative to other schools with similar economically disadvantaged statistics, produces an Effect Size. An Effect Size of 0.3 or performing higher than expected to a meaningful degree is the requirement for achieving this measure.

Given the timing of the state's release of economically disadvantaged data and the demands of the data analysis, the 2014-15 analysis is not yet available. This report contains 2013-14 results, the most recent Comparative Performance Analysis available.

Results

For the 2013-14 academic year, SA Bed-Stuy 1 demonstrated an effect size of 3.57, greatly exceeding the target value of 0.3.

2013-14 English Language Arts Comparative Performance by Grade Level

Grade	Percent Economically Disadvantaged	Number Tested	Percent of Students at Levels 3&4		Difference between Actual and Predicted	Effect Size
			Actual	Predicted		
3	60.4	83	82	30.2	51.8	3.57

4						
5						
6						
7						
8						
All	60.4	83	82.0	30.2	51.8	3.57

School's Overall Comparative Performance:
Higher than expected to a large degree

Results

SA Bed-Stuy 1 met this goal with an effect size of 3.57. This value is substantially greater than the target effect size of 0.3.

Additional Evidence

In every academic year for which data has been provided, SA Bed-Stuy 1's effect size has been rated as "higher than expected to a large degree." SA Bed-Stuy 1 believes that it will demonstrate consistently high effect sizes in the years to come.

English Language Arts Comparative Performance by School Year

School Year	Grades	Percent Eligible for Free Lunch/Economically Disadvantaged	Number Tested	Actual	Predicted	Effect Size
2011-12						
2012-13						
2013-14	3	60.4	83	82.0	30.2	3.57

Goal 1: Growth Measure⁵

Each year, under the state's Growth Model, the school's mean unadjusted growth percentile in English language arts for all tested students in grades 4-8 will be above the state's unadjusted median growth percentile.

Method

This measure examines the change in performance of the same group of students from one year to the next and the progress they are making in comparison to other students with the same score in the previous year. The analysis only includes students who took the state

⁵ See Guidelines for [Creating a SUNY Accountability Plan](#) for an explanation.

exam in 2013-14 and also have a state exam score from 2012-13 including students who were retained in the same grade. Students with the same 2012-13 score are ranked by their 2013-14 score and assigned a percentile based on their relative growth in performance (student growth percentile). Students' growth percentiles are aggregated school-wide to yield a school's mean growth percentile. In order for a school to perform above the statewide median, it must have a mean growth percentile greater than 50.

Given the timing of the state's release of Growth Model data, the 2014-15 analysis is not yet available. This report contains 2013-14 results, the most recent Growth Model data available.⁶

Results

This school did not serve testing grades for the New York State English language arts examination in 2012-13, and thus there is 2013-14 growth model data available.

Evaluation

Not applicable.

Additional Evidence

Not applicable.

Summary of the English Language Arts Goal

Type	Measure	Outcome
Absolute	Each year, 75 percent of all tested students who are enrolled in at least their second year will perform at proficiency on the New York State English language arts exam for grades 3-8. This measure assumes that the general format and structure of the State ELA exam will remain consistent. To the extent that there are significant format and structure changes to the exam, the school understands that its authorizer will take such changes into account when assessing the school's performance.	Achieved
Absolute	Each year, the school's aggregate Performance Level Index (PLI) on the state English language arts exam will meet that year's Annual Measurable Objective (AMO) set forth in the state's NCLB accountability system.	Achieved
Comparative	Each year, the percent of all tested students who are enrolled in at least their second year and performing at proficiency on the state English language arts exam will be greater than that of students in the same tested grades in the local school district.	Achieved
Comparative	Each year, the school will exceed its predicted level of performance on the state English language arts exam by an Effect Size of 0.3 or above (performing higher than expected to a small degree) according to a regression analysis controlling for economically disadvantaged	Achieved

⁶ Schools can acquire these data from the NYSED's Business Portal: portal.nysed.gov.

	students among all public schools in New York State. (Using 2013-14 school district results.)	
Growth	Each year, under the state's Growth Model the school's mean unadjusted growth percentile in English language arts for all tested students in grades 4-8 will be above the state's unadjusted median growth percentile.	N/A

Action Plan

In order to continue improving in English language arts, SA Bed-Stuy 1 will make the following improvements to its literacy program:

- More effectively use shared text to enhance student discussions around literature that are truly student-driven and less directed by the teacher.
- Provide students with more opportunities to respond to literature in writing.
- Promote genre variety in the classroom by giving students short excerpts of non-fiction, realistic fiction, folktales, interviews, plays, pamphlets, advertisements, etc.
- Help students identify the main idea of what they read in order to better understand author's purpose and connect details to a cohesive narrative.
- Deepen class discussions around literature to transcend the literal and have students infer character traits, feelings and other aspects of literature not explicitly written.
- Provide students with opportunities to write across genres. Across a year, scholars will write narrative, argumentative, and informational pieces.

MATHEMATICS

Goal 2: Mathematics

Students will show competency in their understanding and application of mathematical computation and problem solving.

Background

SA Bed-Stuy 1 uses Cognitively Guided Instruction (CGI) and the Investigations math program. Some of its key elements are described below:

- Problem Solving – CGI offers students a chance to solve real world, contextualized mathematical problems using conceptual understanding. Students learn the basics of problem solving strategies by solving daily word problems that require critical thinking and both written and verbal expression of mathematical reasoning. Students work individually to solve a problem and then share their strategies with their peers. The teacher leads a discussion based on student strategies that leads to understanding of mathematical properties.
- Assessment – SA Bed-Stuy 1 administers Math Interim Assessments and weekly quizzes to determine the progress of students with respect to the Common Core standards. Teachers use the data to inform future instruction.

- Common Core State Standard Alignment – SA Bed-Stuy 1 has mapped the scope and sequence of CGI and the Investigations math program to closely align with the Common Core. This scope and sequence closely follows the state and national requirements of what students should know and be able to do at each administration of the state math assessments. By aligning closely with the Common Core and assessments, teachers will have a much better sense of where their students stand in SA Bed-Stuy 1's goal of preparing all students for college-track level mathematics in middle and high school.
- Conceptual Understanding – Investigations math places an emphasis on open-ended exploration and interactive learning components to each lesson to let students make sense of mathematics by building on ideas and observations from previous experiences. By learning mathematical ideas and procedures that is grounded in meaning, students are able to apply their thinking to new situations and unfamiliar problems. CGI uses daily world problems to give students meaning, understanding, and application to the math they learn.
- Computational Fluency – SA Bed-Stuy 1 also provides students with regular math facts practice because it recognizes the importance of computational fluency. Math facts quizzes emphasize both accuracy and speed.

Goal 2: Absolute Measure

Each year, 75 percent of all tested students enrolled in at least their second year will perform at proficiency on the New York State mathematics examination for grades 3-8.

This measure assumes that the general format and structure of the State mathematics exam will remain consistent. To the extent that there are significant format and structure changes to the exam, the school understands that its authorizer will take such changes into account when assessing the school's performance.

Method

The school administered the New York State Testing Program mathematics assessment to students in 3rd through 4th grade in April 2015. Each student's raw score has been converted to a grade-specific scaled score and a performance level.

The table below summarizes participation information for this year's test administration. The table indicates total enrollment and total number of students tested. It also provides a detailed breakdown of those students excluded from the exam. Note that this table includes all students according to grade level, even if they have not enrolled in at least their second year.

2014-15 State Mathematics Exam Number of Students Tested and Not Tested

Grade	Total	Not Tested ⁷	Total
-------	-------	-------------------------	-------

⁷ Students exempted from this exam according to their Individualized Education Program (IEP), because of English

	Tested	IEP	ELL	Absent t	Enrolled
3	82	0	0	0	82
4	73	0	0	0	73
5					
6					
7					
8					
All	155	0	0	0	155

Results

Based on scores from 2014-15, SA Bed-Stuy 1 exceeded the absolute measure goal for math.

Performance on 2014-15 State Mathematics Exam By All Students and Students Enrolled in At Least Their Second Year

Grade s	All Students		Enrolled in at least their Second Year	
	Percent Proficient	Number Tested	Percent Proficient	Number Tested
3	96.34%	82	96.15%	78
4	98.63%	73	98.63%	73
5				
6				
7				
8				
All	97.42%	155	97.35%	151

Evaluation

SA Bed-Stuy 1 met the absolute measure goal in 2014-15 for mathematics.

Language Learners (ELL) status, or absence for at least some part of the exam.

Additional Evidence

SA Bed-Stuy 1 exceeded this absolute measure goal for math by a wide margin. As it continues to improve its math program, SA Bed-Stuy 1 expects to continue to perform well in the future.

Mathematics Performance by Grade Level and School Year

Grade	Percent of Students Enrolled in At Least Their Second Year Achieving Proficiency					
	2012-13		2013-14		2014-15	
	Percent	Number Tested	Percent	Number Tested	Percent	Number Tested
3			97.26%	73	96.15%	78
4					98.63%	73
5						
6						
7						
8						
All					97.35%	151

Goal 2: Absolute Measure

Each year, the school's aggregate Performance Level Index (PLI) on the State mathematics exam will meet the Annual Measurable Objective (AMO) set forth in the state's NCLB accountability system.

Method

The federal No Child Left Behind law holds schools accountable for making annual yearly progress towards enabling all students to be proficient. As a result, the state sets an AMO each year to determine if schools are making satisfactory progress toward the goal of proficiency in the state's learning standards in mathematics. To achieve this measure, all tested students must have a Performance Level Index (PLI) value that equals or exceeds the 2014-15 mathematics AMO of 94. The PLI is calculated by adding the sum of the percent of all tested students at Levels 2 through 4 with the sum of the percent of all tested students at Levels 3 and 4. Thus, the highest possible PLI is 200.⁸

Results

For 2014-15, SA Bed-Stuy 1 achieved a PLI of 197. This is substantially greater than the target AMO of 94.

⁸ In contrast to NYSED's Performance Index, the PLI does not account for year-to-year growth toward proficiency.

Mathematics 2014-15 Performance Level Index (PLI)

Number in Cohort	Percent of Students at Each Performance Level			
	Level 1	Level 2	Level 3	Level 4
155	0%	3%	5%	93%

PLI =	3%	+	5%	+	93%	=	100
		/	5%	+	93%	=	97
					PLI	=	197

Evaluation

SA Bed-Stuy 1 met this goal by achieving a PLI of 197.

Goal 2: Comparative Measure

Each year, the percent of all tested students who are enrolled in at least their second year and performing at proficiency on the state mathematics exam will be greater than that of all students in the same tested grades in the local school district.

Method

A school compares the performance of tested students enrolled in at least their second year to that of all tested students in the surrounding public school district. Comparisons are between the results for each grade in which the school had tested students in at least their second year at the school and the total result for all students at the corresponding grades in the school district.⁹

Results

SA Bed-Stuy 1 achieved an overall proficiency rate of 97% (for students enrolled in at least their second year), approximately 60 percentage points higher than District 14's proficiency rate of 37%.

⁹ Schools can acquire these data when the New York State Education Department releases its database containing grade level ELA and math test results for all schools and districts statewide. The NYSED announces the release of the data on its [News Release webpage](#).

**2014-15 State Mathematics Exam
Charter School and District Performance by Grade Level**

Grade	Percent of Students at Proficiency			
	Charter School Students In At Least 2 nd Year		All District Students	
	Percent	Number Tested	Percent	Number Tested
3	96.15%	78	35.90%	1185
4	98.63%	73	38.50%	1104
5				
6				
7				
8				
All	97.35%	151	37.10%	2289

Evaluation

SA Bed-Stuy 1 met this goal with a proficiency rate that exceeded the local district's proficiency rate of 37% by approximately 60 percentage points.

Additional Evidence

SA Bed-Stuy 1 considerably outperformed District 14 in the 2013-14 and 2014-15 school years.

**Mathematics Performance of Charter School and Local District
by Grade Level and School Year**

Grade	Percent of Students Enrolled in at Least their Second Year Who Are at Proficiency Compared to Local District Students					
	2012-13		2013-14		2014-15	
	Charter School	Local District	Charter School	Local District	Charter School	Local District
3			97.26%	33%	96.15%	35.90%
4					98.63%	38.50%
5						
6						
7						
8						
All					97.35%	37.10%

Goal 2: Comparative Measure

Each year, the school will exceed its predicted level of performance on the state

mathematics exam by an Effect Size of 0.3 or above (performing higher than expected to a meaningful degree) according to a regression analysis controlling for economically disadvantaged students among all public schools in New York State.

Method

The Charter Schools Institute conducts a Comparative Performance Analysis, which compares the school's performance to demographically similar public schools state-wide. The Institute uses a regression analysis to control for the percentage of economically disadvantaged students among all public schools in New York State. The Institute compares the school's actual performance to the predicted performance of public schools with a similar economically disadvantaged percentage. The difference between the schools' actual and predicted performance, relative to other schools with similar economically disadvantaged statistics, produces an Effect Size. An Effect Size of 0.3 or performing higher than expected to a meaningful degree is the requirement for achieving this measure.

Given the timing of the state's release of economically disadvantaged data and the demands of the data analysis, the 2014-15 analysis is not yet available. This report contains 2013-14 results, the most recent Comparative Performance Analysis available.

Results

For the 2013-14 academic year, SA Bed-Stuy 1 demonstrated an effect size of 3.30, greatly exceeding the target value of 0.3.

2013-14 Mathematics Comparative Performance by Grade Level

Grade	Percent Economically Disadvantaged	Number Tested	Percent of Students at Levels 3&4		Difference between Actual and Predicted	Effect Size
			Actual	Predicted		
3	60.4	83	98	40.7	57.3	3.30
4						
5						
6						
7						
8						
All	60.4	83	98.0	40.7	57.3	3.30

School's Overall Comparative Performance:
Higher than expected to a large degree

Evaluation

SA Bed-Stuy 1 met this goal with an effect size of 3.30. This value is substantially greater

than the target effect size of 0.3.

Additional Evidence

In every academic year for which data has been provided, SA Bed-Stuy 1's effect size has been rated as "higher than expected to a large degree." SA Bed-Stuy 1 believes that it will demonstrate consistently high effect sizes in the years to come.

Mathematics Comparative Performance by School Year

School Year	Grades	Percent Eligible for Free Lunch/Economically Disadvantaged	Number Tested	Actual	Predicted	Effect Size
2011-12						
2012-13						
2013-14	3	60.4	83	98.0	40.7	3.30

Goal 2: Growth Measure¹⁰

Each year, under the state's Growth Model, the school's mean unadjusted growth percentile in mathematics for all tested students in grades 4-8 will be above the state's unadjusted median growth percentile.

Method

This measure examines the change in performance of the same group of students from one year to the next and the progress they are making in comparison to other students with the same score in the previous year. The analysis only includes students who took the state exam in 2013-14 and also have a state exam score in 2012-13 including students who were retained in the same grade. Students with the same 2012-13 scores are ranked by their 2013-14 scores and assigned a percentile based on their relative growth in performance (student growth percentile). Students' growth percentiles are aggregated school-wide to yield a school's mean growth percentile. In order for a school to perform above the statewide median, it must have a mean growth percentile greater than 50.

Given the timing of the state's release of Growth Model data, the 2014-15 analysis is not yet available. This report contains 2013-14 results, the most recent Growth Model data available.¹¹

Results

This school did not serve testing grades for the New York State mathematics examination in 2012-13, and thus there is 2013-14 growth model data available.

Evaluation

¹⁰ See Guidelines for [Creating a SUNY Accountability Plan](#) for an explanation.

¹¹ Schools can acquire these data from the NYSED's business portal: portal.nysed.gov.

Not applicable.

Additional Evidence

Not applicable.

Summary of the Mathematics Goal

Type	Measure	Outcome
Absolute	Each year, 75 percent of all tested students who are enrolled in at least their second year will perform at proficiency on the New York State mathematics exam for grades 3-8. This measure assumes that the general format and structure of the State math exam will remain consistent. To the extent that there are significant format and structure changes to the exam, the school understands that its authorizer will take such changes into account when assessing the school's performance.	Achieved
Absolute	Each year, the school's aggregate Performance Level Index (PLI) on the state mathematics exam will meet that year's Annual Measurable Objective (AMO) set forth in the state's NCLB accountability system.	Achieved
Comparative	Each year, the percent of all tested students who are enrolled in at least their second year and performing at proficiency on the state mathematics exam will be greater than that of students in the same tested grades in the local school district.	Achieved
Comparative	Each year, the school will exceed its predicted level of performance on the state mathematics exam by an Effect Size of 0.3 or above (performing higher than expected to a small degree) according to a regression analysis controlling for economically disadvantaged students among all public schools in New York State. (Using 2013-14 school district results.)	Achieved
Growth	Each year, under the state's Growth Model the school's mean unadjusted growth percentile in mathematics for all tested students in grades 4-8 will be above the state's unadjusted median growth percentile.	N/A

Action Plan

Despite impressive state math test results, SA Bed-Stuy 1 is looking to make the following improvements to the math program:

- More effectively guide students to move away from invented strategies for solving problems, which can sometimes be laborious, towards more efficient strategies that improve accuracy
- Improve the pacing calendar for math instruction so that teachers have time to teach oft-overlooked skills like fractions

SCIENCE

Goal 3: Science

Students will understand and apply scientific principles at a proficient level.

Background

The school's curriculum is unique in its attention to science, including unprecedented daily instruction. The school uses a discovery-based, experiential approach to science, guided by the most influential authorities on elementary science education today, the American Association for the Advancement of Science Benchmarks and the National Resource Council National Science Education Standards. Taught by specialized science teachers, students have hands-on experience with objects, materials, and organisms to understand the natural world. The curriculum provides students with a solid foundation in discovery-based science to ensure that they can excel in middle and high school science classes.

Goal 3: Absolute Measure

Each year, 75 percent of all tested students enrolled in at least their second year will perform at proficiency on the New York State science examination.

This measure assumes that the general format and structure of the State science exam will remain consistent. To the extent that there are significant format and structure changes to the exam, the school understands that its authorizer will take such changes into account when assessing the school's performance.

Method

The school administered the New York State Testing Program science assessment to students in 4th grade in spring 2015. The school converted each student's raw score to a performance level and a grade-specific scaled score. The criterion for success on this measure requires students enrolled in at least their second year to score at proficiency.

Results

SA Bed-Stuy 1 achieved an overall proficiency rate of 100%.

Charter School Performance on 2014-15 State Science Exam By All Students and Students Enrolled in At Least Their Second Year

Grade	Percent of Students at Proficiency			
	Charter School Students In At Least 2 nd Year		All District Students	
	Percent Proficient	Number Tested	Percent Proficient	Number Tested
4	100.00%	73		
8				

Evaluation

SA Bed-Stuy 1 demonstrated extremely high performance: 100% of students tested passed the New York State Science exam.

Additional Evidence

100% of SA Bed-Stuy 1 students passed the New York State Science exam in 2014-15.

Science Performance by Grade Level and School Year

Grade	Percent of Students Enrolled in At Least Their Second Year at Proficiency					
	2012-13		2013-14		2014-15	
	Percent Proficient	Number Tested	Percent	Number Tested	Percent Proficient	Number Tested
4					100.00%	73
8						
All						

Goal 3: Comparative Measure

Each year, the percent of all tested students enrolled in at least their second year and performing at proficiency on the state science exam will be greater than that of all students in the same tested grades in the local school district.

Method

The school compares tested students enrolled in at least their second year to all tested students in the surrounding public school district. Comparisons are between the results for each grade in which the school had tested students in at least their second year and the results for the respective grades in the local school district.

Results

SA Bed-Stuy 1 demonstrated an overall proficiency rate of 100%. Proficiency rates for District 14's 2014-15 New York State Testing Program Science Exam will not be available until spring 2016.

2014-15 State Science Exam Charter School and District Performance by Grade Level

Grade	Percent of Students at Proficiency			
	Charter School Students In At Least 2 nd Year		All District Students	
	Percent Proficient	Number Tested	Percent Proficient	Number Tested

4	100.00%	73		
8				

Evaluation

Comparable district data is not yet available. However, SA Bed-Stuy 1 achieved a 100% proficiency rate.

Additional Evidence

SA Bed-Stuy 1 achieved a 100% proficiency rate.

Science Performance of Charter School and Local District by Grade Level and School Year

Grade	Percent of Charter School Students at Proficiency and Enrolled in At Least their Second Year Compared to Local District Students					
	2012-13		2013-14		2014-15	
	Charter School	Local District	Charter School	Local District	Charter School	Local District
4					100.00%	
8						
All					100.00%	

Summary of the Science Goal

Type	Measure	Outcome
Absolute	Each year, 75 percent of all tested students enrolled in at least their second year will perform at proficiency on the New York State examination. This measure assumes that the general format and structure of the State science exam will remain consistent. To the extent that there are significant format and structure changes to the exam, the school understands that its authorizer will take such changes into account when assessing the school's performance.	Achieved
Comparative	Each year, the percent of all tested students enrolled in at least their second year and performing at proficiency on the state exam will be greater than that of all students in the same tested grades in the local school district.	N/A

Action Plan

SA Bed-Stuy 1 will continue offering discovery-based science to all students five days a week. Results from state science tests show that SA Bed-Stuy 1's focus on science is paying considerable dividends.

NCLB

Goal 4: NCLB

The school will make Adequate Yearly Progress.

Goal 4: Absolute Measure

Under the state's NCLB accountability system, the school's Accountability Status is in good standing: the state has not identified the school as a Focus School nor determined that it has met the criteria to be identified as school requiring a local assistance plan.

Method

Because *all* students are expected to meet the state's learning standards, the federal No Child Left Behind legislation stipulates that various sub-populations and demographic categories of students among all tested students must meet state proficiency standards. New York, like all states, established a system for making these determinations for its public schools. Each year the state issues School Report Cards. The report cards indicate each school's status under the state's No Child Left Behind (NCLB) accountability system.

Results

SA Bed-Stuy 1 achieved a status of "Good Standing" for 2014-15.

Evaluation

SA Bed-Stuy 1 achieved its goal by achieving a status of "Good Standing" for the 2014-15 academic year.

Additional Evidence

SA Bed-Stuy 1 has maintained its status of "Good Standing" for every year for which information is available and expects to maintain this status in the future.

NCLB Status by Year

Year	Status
2012-13	N/A
2013-14	Good Standing
2014-15	Good Standing



Appendix B: Total Expenditures and Administrative Expenditures per Child

Last updated: 07/31/2015

Page 1

Charter School Name:

B. Financial Information

This information is required of ALL charter schools. Provide the following measures of fiscal performance of the charter school in Appendix B (Total Expenditures and Administrative Expenditures Per Child):

1. Total Expenditures Per Child

To calculate '**Total Expenditures per Child**' take total expenditures (from the unaudited 2014-15 Schedule of Functional Expenses) and divide by the year end per pupil count. (Integers Only. No dollar signs or commas).

Line 1: Total Expenditures	6386006
Line 2: Year End Per Pupil Count	426
Line 3: Divide Line 1 by Line 2	14991

2. Administrative Expenditures per Child

To calculate '**Administrative Expenditures per Child**' take the relevant portion from the 'personnel services cost' row and the 'management and general' column (from the unaudited 2014-15 Schedule of Functional Expenses) and divide by the year end per pupil count. The relevant portion that must be included in this calculation is defined as follows:

Administrative Expenditures: Administration and management of the charter school includes the activities and personnel of the offices of the chief school officers, the treasurer, the finance or business offices, the purchasing unit, the employee personnel offices, the records management offices, or a public information and services offices. It also includes those administrative and management services provided by other organizations or corporations on behalf of the charter school for which the charter school pays a fee or other compensation.

Please note the following:

- Do not include the FTE of personnel dedicated to administration of the instructional programs.
- Do not include Employee Benefit costs or expenditures in the above calculations.
- A template for the Schedule of Functional Expenses is provided on page 20 of the 2014-15 Annual Report Guidelines to assist schools identify the categories of expenses needed to compute the two per pupil calculations. This template does not need to be completed or submitted on August 1st as it will be submitted November 1st as part of the audited financial statements. Therefore schools should use unaudited amounts for these per pupil calculations. (See the 2014-15 Annual Report Guidelines in "Resources" area of your portal task page).

To calculate '**Administrative Expenditures per Child**' take the relevant portion from the 'personnel services cost' row and the 'management and general' column (from the 2014-15 Schedule of Functional Expenses) and divide by the year end per pupil count. (Integers Only. No dollar signs or commas).

Line 1: Relevant Personnel Services Cost (Row)	158216
Line 2: Management and General Cost (Column)	158216
Line 3: Sum of Line 1 and Line 2	863981
Line 4: Year End Per Pupil Count	426
Line 5: Divide Line 3 by the Year End Per Pupil Count	2028

Thank you.



Charter Schools Institute
The State University of New York

GENERAL INSTRUCTIONS FOR ANNUAL BUDGET/QUARTERLY REPORT

TEMPLATE TABS




1- GRAY tab contains the Instructions

Instructions	Provides description of tabs and input requirements.
------------------------------	--

2- BLUE tabs require input of information

1.) Name of School	Enter school name, contact information and academic year for the yearly budget and quarterly reports.
2.) Enrollment	Enter enrollment information on this tab. Use for inputting BOTH Annual Budget (& Revisions) and Quarterly Actuals. Includes: >Enrollment by Grade >Enrollment by District
3.) Staffing Plan	Enter staffing plan information on this tab. Use for inputting BOTH Annual Budget (& Revisions) and Quarterly Actuals. Includes: >Full Time Equivalent (FTE), by Position Category, By Quarter >Average Wage, by Position Category, By Quarter
4.) Yearly Budget	Enter data in light blue cells. >Enrollment data and Per Pupil Revenue for the current year are populated based upon input on tab "2.) Enrollment." >Avg FTE and Personnel Costs for current year are populated based upon input on tab "3.) Staffing Plan." >"Pior Year" column may be completed based upon preliminary data, and adjusted with Annual Audited data when the Quarter 2 Actuals are being submitted. >Budget Revisions, as necessary and approved by the school's Board of Directors, should be submitted when submitting Quarterly Actuals.
5.) Balance Sheet	Enter data in light blue cells. >"Pior Year" column may be completed based upon preliminary data, and adjusted with Annual Audited data when the Quarter 2 Actuals are being submitted.
6.) Quarterly Report	Enter data in light blue cells. >Enrollment data and Per Pupil Revenue for the current year are populated based upon input on tab "2.) Enrollment." >Avg FTE and Personnel Costs for current year are populated based upon input on tab "3.) Staffing Plan."
7.) Annual Report Requirement	Complete when submitting Actual Quarter 4.

CELL COLORS & GUIDANCE COMMENTS

-  = Enter information into the light BLUE shaded cells.
-  = Cells labeled in ORANGE containe guidance regarding the input of information.
-  = Cells containing RED triangles in the upper right corner contain "guidance comments" on that particular line item. Please "mouse-over" the triangle to reveal each comment.

Charter Funding Alphabetical By NYS School District
*** (Sum of Charter School Basic Tuition and Supplemental Basic Tuition)**

District Code	School District Name	Final 2014-15 Basic Tuition*	Final 2015-16 Basic Tuition*
--------------------------	-----------------------------	---	---



Charter Schools Institute
The State University of New York

ANNUAL BUDGET & QUARTERLY REPORT TEMPLATE

Success Academy Bed Stuy 1

Contact Name: James Stotz

Contact Title: Controller

Contact Email: [REDACTED]

Contact Phone: [REDACTED]

Current Academic Year: 2015-16

Prior Academic Year: #NAME?

ENROLLMENT BY GRADES								
GRADES	K	1	2	3	4	5	6	7
INITIAL BUDGETED ENROLLMENT	90	90	90	90	84	0	0	0
TOTAL ENROLLMENT = 444								

ENROLLMENT BY DISTRICT

	PRIOR YEAR ACTUAL	ANNUAL BUDGET TOTAL DISTRICTS/ENROLLMENT BY QUARTER						
		QUARTER 1		QUARTER 2		QUARTER 3		QUAR
		Original	Revised	Original	Revised	Original	Revised	Original
		1	0	1	0	1	0	1
NUMBER OF SCHOOL DISTRICTS ENROLLED:	0	424.86	0	424.86	0	424.86	0	424.86
NUMBER OF STUDENTS ENROLLED:	0							

NOTE:
IF there are NO Annual Budget revisions leave "Revised Budgeted Enrollment" Column(s) COM
BLANK.
IF "Revised Budgeted Enrollment" column is utilized, all cells in the entire column should be cor

	#NAME?	ANNUAL BUDGET ENROLLMENT BY QUARTER						
		QUARTER 1		QUARTER 2		QUARTER 3		QUAR
		Original Budgeted Enrollment	Revised Budgeted Enrollment	Original Budgeted Enrollment	Revised Budgeted Enrollment	Original Budgeted Enrollment	Revised Budgeted Enrollment	Original Budgeted Enrollment
		424.86		424.86		424.86		424.86

PRIMARY/OTHER	DISTRICT NAME(S)
1 PRIMARY District	NYC CHANCELLOR'S OFFICE
2 SECONDARY District	(Select from drop-down list)
Other District 3	(Select from drop-down list)
Other District 4	(Select from drop-down list)
Other District 5	(Select from drop-down list)
Other District 6	(Select from drop-down list)
Other District 7	(Select from drop-down list)
Other District 8	(Select from drop-down list)
Other District 9	(Select from drop-down list)
Other District 10	(Select from drop-down list)
Other District 11	(Select from drop-down list)
Other District 12	(Select from drop-down list)
Other District 13	(Select from drop-down list)
Other District 14	(Select from drop-down list)
Other District 15	(Select from drop-down list)
Other District 16	(Select from drop-down list)
Other District 17	(Select from drop-down list)
Other District 18	(Select from drop-down list)
Other District 19	(Select from drop-down list)
Other District 20	(Select from drop-down list)
Other District 21	(Select from drop-down list)
Other District 22	(Select from drop-down list)
Other District 23	(Select from drop-down list)
Other District 24	(Select from drop-down list)
Other District 25	(Select from drop-down list)
Other District 26	(Select from drop-down list)
Other District 27	(Select from drop-down list)
Other District 28	(Select from drop-down list)
Other District 29	(Select from drop-down list)
Other District 30	(Select from drop-down list)
Other District 31	(Select from drop-down list)
Other District 32	(Select from drop-down list)
Other District 33	(Select from drop-down list)
Other District 34	(Select from drop-down list)
Other District 35	(Select from drop-down list)
Other District 36	(Select from drop-down list)
Other District 37	(Select from drop-down list)
Other District 38	(Select from drop-down list)
Other District 39	(Select from drop-down list)
Other District 40	(Select from drop-down list)
Other District 41	(Select from drop-down list)
Other District 42	(Select from drop-down list)
Other District 43	(Select from drop-down list)
Other District 44	(Select from drop-down list)
Other District 45	(Select from drop-down list)
Other District 46	(Select from drop-down list)
Other District 47	(Select from drop-down list)
Other District 48	(Select from drop-down list)
Other District 49	(Select from drop-down list)
Other District 50	(Select from drop-down list)

8	9	10	11	12
0	0	0	0	0

	ACTUAL QUARTERLY TOTAL DISTRICTS/ENROLLMENT			
TER 4	QUARTER 1	QUARTER 2	QUARTER 3	QUARTER 4
Revised	Actual	Actual	Actual	Actual
0	0	0	0	0
0	0	0	0	0
PLETELY pleted.				
	ACTUAL ENROLLMENT BY QUARTER			
TER 4	QUARTER 1	QUARTER 2	QUARTER 3	QUARTER 4
Revised Budgeted Enrollment	Actual Enrollment	Actual Enrollment	Actual Enrollment	Actual Enrollment

SUCCESS ACADEMY BED STUY
2015-16

STAFFING PLAN - FULL TIME EQUIVALEN

***NOTE:** If there are NO budget revisions at the time of quarterly submittal leave the 'REVISED' Column(s) COMPLETE. IF the Revised Budget column IS utilized, the ENTIRE column should be completed for both the FTE and WAGES se

ADMINISTRATIVE PERSONNEL FTE		ANNUAL BUDGETED FTE						
*NOTE: Enter the number of FTE positions in the "blue" cells.		Q1		Q2		Q3		Q
Executive Management		Original	Revised	Original	Revised	Original	Revised	Original
Instructional Management		4.0		4.0		4.0		4.0
Deans, Directors & Coordinators		2.0		2.0		2.0		2.0
CFO / Director of Finance								
Operation / Business Manager		4.0		4.0		4.0		4.0
Administrative Staff								
TOTAL ADMINISTRATIVE STAFF		10.0	0.0	10.0	0.0	10.0	0.0	10.0
PRIOR YEAR 2014-15 ACTUAL								
0.0								
INSTRUCTIONAL PERSONNEL FTE		ANNUAL BUDGETED FTE						
*NOTE: Enter the number of FTE positions in the "blue" cells.		Q1		Q2		Q3		Q
Teachers - Regular		Original	Revised	Original	Revised	Original	Revised	Original
Teachers - SPED		17.5		17.5		17.5		17.5
Substitute Teachers		6.0		6.0		6.0		6.0
Teaching Assistants		0.0		0.0		0.0		0.0
Specialty Teachers		7.0		7.0		7.0		7.0
Aides		4.5		4.5		4.5		4.5
Therapists & Counselors		0.0		0.0		0.0		0.0
Other		1.0		1.0		1.0		1.0
TOTAL INSTRUCTIONAL		0.0		0.0		0.0		0.0
PRIOR YEAR 2014-15 ACTUAL		36.0	0.0	36.0	0.0	36.0	0.0	36.0
0.0								
NON-INSTRUCTIONAL PERSONNEL FTE		ANNUAL BUDGETED FTE						
*NOTE: Enter the number of FTE positions in the "blue" cells.		Q1		Q2		Q3		Q
Nurse		Original	Revised	Original	Revised	Original	Revised	Original
Librarian		0.0		0.0		0.0		0.0
Custodian		0.0		0.0		0.0		0.0
Security		0.0		0.0		0.0		0.0
Other		0.0		0.0		0.0		0.0
TOTAL NON-INSTRUCTIONAL		0.0		0.0		0.0		0.0
PRIOR YEAR 2014-15 ACTUAL		0.0	0.0	0.0	0.0	0.0	0.0	0.0
0.0								
TOTAL PERSONNEL SERVICE FTE		46.0	0.0	46.0	0.0	46.0	0.0	46.0
PRIOR YEAR 2014-15 ACTUAL								
0.0								

STAFFING PLAN - WAGES

ADMINISTRATIVE PERSONNEL WAGES		ANNUAL BUDGETED WAGES						
*NOTE: Enter the average salary for each category in the "blue" cells.	PRIOR YEAR	Q1		Q2		Q3		Q
	2014-15	Original	Revised	Original	Revised	Original	Revised	Original
Executive Management	ACTUAL							
Instructional Management		93303.8		93303.8		93303.8		93303.8
Deans, Directors & Coordinators		42743.4		42743.4		42743.4		42743.4
CFO / Director of Finance				0.0		0.0		0.0
Operation / Business Manager		63177.1		63177.1		63177.1		63177.1
Administrative Staff								
INSTRUCTIONAL PERSONNEL WAGES		ANNUAL BUDGETED WAGES						
*NOTE: Enter the average salary for each category in the "blue" cells.	PRIOR YEAR	Q1		Q2		Q3		Q
	2014-15	Original	Revised	Original	Revised	Original	Revised	Original
Teachers - Regular	ACTUAL	63999.7		63999.6814919		63999.6814919		63999.6814919
Teachers - SPED		61419.9		61419.8868437		61419.8868437		61419.8868437
Substitute Teachers		0.0		0		0		0
Teaching Assistants		47519.6		47519.5966633		47519.5966633		47519.5966633
Specialty Teachers		52853.4		52853.4289418		52853.4289418		52853.4289418
Aides		0.0		0		0		0
Therapists & Counselors		67885.1		67885.1380904		67885.1380904		67885.1380904
Other		0.0		0		0		0
NON-INSTRUCTIONAL PERSONNEL WAGES		ANNUAL BUDGETED WAGES						
*NOTE: Enter the average salary for each category in the "blue" cells.	PRIOR YEAR	Q1		Q2		Q3		Q
	2014-15	Original	Revised	Original	Revised	Original	Revised	Original
Nurse	ACTUAL							
Librarian								
Custodian								
Security								
Other								

FTE ("FTE")

TELY BLANK.
ctions.

***NOTE:** State the assumptions that are being made for personnel FTE levels in the section provided below.

ADMINISTRATIVE PERSONNEL FTE	
*NOTE: Enter the number of FTE positions in the "blue" cells.	4
	Revised
Executive Management	
Instructional Management	
Deans, Directors & Coordinators	
CFO / Director of Finance	
Operation / Business Manager	
Administrative Staff	
TOTAL ADMINISTRATIVE STAFF	0.0
INSTRUCTIONAL PERSONNEL FTE	
*NOTE: Enter the number of FTE positions in the "blue" cells.	4
	Revised
Teachers - Regular	
Teachers - SPED	
Substitute Teachers	
Teaching Assistants	
Specialty Teachers	
Aides	
Therapists & Counselors	
Other	
TOTAL INSTRUCTIONAL	0.0
NON-INSTRUCTIONAL PERSONNEL FTE	
*NOTE: Enter the number of FTE positions in the "blue" cells.	4
	Revised
Nurse	
Librarian	
Custodian	
Security	
Other	
TOTAL NON-INSTRUCTIONAL	0.0
TOTAL PERSONNEL SERVICE FTE	0.0

ACTUAL QUARTERLY FTE			
Q1	Q2	Q3	Q4
Actual	Actual	Actual	Actual
0.0	0.0	0.0	0.0
ACTUAL QUARTERLY FTE			
Q1	Q2	Q3	Q4
Actual	Actual	Actual	Actual
0.0	0.0	0.0	0.0
ACTUAL QUARTERLY FTE			
Q1	Q2	Q3	Q4
Actual	Actual	Actual	Actual
0.0	0.0	0.0	0.0
0.0	0.0	0.0	0.0

[illegible]

ADMINISTRATIVE PERSONNEL WAGES		ACTUAL QUARTERLY WAGES				Description of Assumptions
*NOTE: Enter the average salary for each category in the "blue" cells.	4	Q1	Q2	Q3	Q4	
	Revised	Actual	Actual	Actual	Actual	
Executive Management						
Instructional Management						
Deans, Directors & Coordinators						
CFO / Director of Finance						
Operation / Business Manager						
Administrative Staff						
INSTRUCTIONAL PERSONNEL WAGES		ACTUAL QUARTERLY WAGES				Description of Assumptions
*NOTE: Enter the average salary for each category in the "blue" cells.	4	Q1	Q2	Q3	Q4	
	Revised	Actual	Actual	Actual	Actual	
Teachers - Regular						
Teachers - SPED						
Substitute Teachers						
Teaching Assistants						
Specialty Teachers						
Aides						
Therapists & Counselors						
Other						
NON-INSTRUCTIONAL PERSONNEL WAGES		ACTUAL QUARTERLY WAGES				Description of Assumptions
*NOTE: Enter the average salary for each category in the "blue" cells.	4	Q1	Q2	Q3	Q4	
	Revised	Actual	Actual	Actual	Actual	
Nurse						
Librarian						
Custodian						
Security						
Other						

SUCCESS ACADEMY BED STUY 1
Budget / Operating Plan
2015-16

Total Revenue	-	#NAME?	#NAME?	#NAME?	#NAME?	#NAME?	#NAME?	#NAME?
Total Expenses	-	1,535,774	#NAME?	#NAME?	1,535,774	#NAME?	#NAME?	1,535,774
Net Income	-	#NAME?	#NAME?	#NAME?	#NAME?	#NAME?	#NAME?	#NAME?
Actual Student Enrollment	-	425	-	-	425	-	-	425
	Prior Year Actual	1st Quarter - 7/1 - 9/30			2nd Quarter - 10/1 - 12/31			3rd Quarter - 1/1 - 3/31
	#NAME?	Original Budget	Revised Budget	Variance	Original Budget	Revised Budget	Variance	Original Budget
REVENUE	NOTE* If there are NO budget revisions at the time of quarterly submittal leave 'REVIS' column blank. If Revised Budget column is utilized, the entire column MUST be completed.							
REVENUES FROM STATE SOURCES	2015-16							
Per Pupil Revenue	Per Pupil Rate							
NYC CHANCELLOR'S OFFICE	#NAME?	-	#NAME?	#NAME?	#NAME?	#NAME?	#NAME?	#NAME?
-	#N/A	-	#N/A	#NAME?	#N/A	#N/A	#NAME?	#N/A
-	#N/A	-	#N/A	#NAME?	#N/A	#N/A	#NAME?	#N/A
-	#N/A	-	#N/A	#NAME?	#N/A	#N/A	#NAME?	#N/A
-	#N/A	-	#N/A	#NAME?	#N/A	#N/A	#NAME?	#N/A
-	#N/A	-	#N/A	#NAME?	#N/A	#N/A	#NAME?	#N/A
-	#N/A	-	#N/A	#NAME?	#N/A	#N/A	#NAME?	#N/A
-	#N/A	-	#N/A	#NAME?	#N/A	#N/A	#NAME?	#N/A
-	#N/A	-	#N/A	#NAME?	#N/A	#N/A	#NAME?	#N/A
-	#N/A	-	#N/A	#NAME?	#N/A	#N/A	#NAME?	#N/A
-	#N/A	-	#N/A	#NAME?	#N/A	#N/A	#NAME?	#N/A
-	#N/A	-	#N/A	#NAME?	#N/A	#N/A	#NAME?	#N/A
-	#N/A	-	#N/A	#NAME?	#N/A	#N/A	#NAME?	#N/A
-	#N/A	-	#N/A	#NAME?	#N/A	#N/A	#NAME?	#N/A
-	#N/A	-	#N/A	#NAME?	#N/A	#N/A	#NAME?	#N/A
-	#N/A	-	#N/A	#NAME?	#N/A	#N/A	#NAME?	#N/A
ALL OTHER School Districts: (Weighted Avg)	#N/A	-	#N/A	#NAME?	#N/A	#N/A	#NAME?	#N/A
TOTAL Per Pupil Revenue (Weighted Average Per Pupil Funding)	#NAME?	-	#NAME?	#NAME?	#NAME?	#NAME?	#NAME?	#NAME?
Special Education Revenue		-	135,424	-	#NAME?	135,424	-	#NAME?
Grants		-	-	-	#NAME?	-	-	#NAME?
Stimulus		-	-	-	#NAME?	-	-	#NAME?
DYCD (Department of Youth and Community Development)		-	-	-	#NAME?	-	-	#NAME?
Other		-	-	-	#NAME?	-	-	#NAME?
Other		-	23,898	-	#NAME?	23,898	-	#NAME?
TOTAL REVENUE FROM STATE SOURCES		-	#NAME?	#NAME?	#NAME?	#NAME?	#NAME?	#NAME?
REVENUE FROM FEDERAL FUNDING		-	10,108	-	#NAME?	10,108	-	#NAME?
IDEA Special Needs		-	10,108	-	#NAME?	10,108	-	#NAME?
Title I		-	49,275	-	#NAME?	49,275	-	#NAME?
Title Funding - Other		-	2,500	-	#NAME?	2,500	-	#NAME?
School Food Service (Free Lunch)		-	-	-	#NAME?	-	-	#NAME?
Grants		-	-	-	#NAME?	-	-	#NAME?
Charter School Program (CSP) Planning & Implementation		-	33,797	-	#NAME?	33,797	-	#NAME?
Other		-	-	-	#NAME?	-	-	#NAME?
Other		-	-	-	#NAME?	-	-	#NAME?
TOTAL REVENUE FROM FEDERAL SOURCES		-	95,680	-	#NAME?	95,680	-	#NAME?
LOCAL and OTHER REVENUE		-	-	-	#NAME?	-	-	#NAME?
Contributions and Donations		-	-	-	#NAME?	-	-	#NAME?
Fundraising		-	-	-	#NAME?	-	-	#NAME?
Erate Reimbursement		-	10,135	-	#NAME?	10,135	-	#NAME?
Earnings on Investments		-	-	-	#NAME?	-	-	#NAME?
Interest Income		-	-	-	#NAME?	-	-	#NAME?
Food Service (Income from meals)		-	-	-	#NAME?	-	-	#NAME?
Text Book		-	-	-	#NAME?	-	-	#NAME?
OTHER		-	-	-	#NAME?	-	-	#NAME?
TOTAL REVENUE FROM LOCAL and OTHER SOURCES		-	10,135	-	#NAME?	10,135	-	#NAME?
TOTAL REVENUE		-	#NAME?	#NAME?	#NAME?	#NAME?	#NAME?	#NAME?

SUCCESS ACADEMY BED STUY 1
Budget / Operating Plan
2015-16

Total Revenue		-	#NAME?	#NAME?	#NAME?	#NAME?	#NAME?	#NAME?	#NAME?	
Total Expenses		-	1,535,774	#NAME?	#NAME?	1,535,774	#NAME?	#NAME?	1,535,774	
Net Income		-	#NAME?	#NAME?	#NAME?	#NAME?	#NAME?	#NAME?	#NAME?	
Actual Student Enrollment		-	425	-	-	425	-	-	425	
		Prior Year Actual	1st Quarter - 7/1 - 9/30			2nd Quarter - 10/1 - 12/31			3rd Quarter - 10/1 - 12/31	
		#NAME?	Original Budget	Revised Budget	Variance	Original Budget	Revised Budget	Variance	Original Budget	
EXPENSES										
ADMINISTRATIVE STAFF PERSONNEL COSTS		Avg. No. of Positions								
Executive Management	-	-	-	-	#NAME?	-	-	#NAME?	-	
Instructional Management	4.00	-	93,304	-	#NAME?	93,304	-	#NAME?	93,304	
Deans, Directors & Coordinators	2.00	-	21,372	-	#NAME?	21,372	-	#NAME?	21,372	
CFO / Director of Finance	-	-	-	-	#NAME?	-	-	#NAME?	-	
Operation / Business Manager	4.00	-	63,177	-	#NAME?	63,177	-	#NAME?	63,177	
Administrative Staff	-	-	-	-	#NAME?	-	-	#NAME?	-	
TOTAL ADMINISTRATIVE STAFF	10.00	-	177,853	-	#NAME?	177,853	-	#NAME?	177,853	
INSTRUCTIONAL PERSONNEL COSTS										
Teachers - Regular	17.50	-	279,999	-	#NAME?	279,999	-	#NAME?	279,999	
Teachers - SPED	6.00	-	92,130	-	#NAME?	92,130	-	#NAME?	92,130	
Substitute Teachers	-	-	-	-	#NAME?	-	-	#NAME?	-	
Teaching Assistants	7.00	-	83,159	-	#NAME?	83,159	-	#NAME?	83,159	
Specialty Teachers	4.50	-	59,460	-	#NAME?	59,460	-	#NAME?	59,460	
Aides	-	-	-	-	#NAME?	-	-	#NAME?	-	
Therapists & Counselors	1.00	-	16,971	-	#NAME?	16,971	-	#NAME?	16,971	
Other	-	-	-	-	#NAME?	-	-	#NAME?	-	
TOTAL INSTRUCTIONAL	36.00	-	531,719	-	#NAME?	531,719	-	#NAME?	531,719	
NON-INSTRUCTIONAL PERSONNEL COSTS										
Nurse	-	-	-	-	#NAME?	-	-	#NAME?	-	
Librarian	-	-	-	-	#NAME?	-	-	#NAME?	-	
Custodian	-	-	-	-	#NAME?	-	-	#NAME?	-	
Security	-	-	-	-	#NAME?	-	-	#NAME?	-	
Other	-	-	-	-	#NAME?	-	-	#NAME?	-	
TOTAL NON-INSTRUCTIONAL	-	-	-	-	#NAME?	-	-	#NAME?	-	
SUBTOTAL PERSONNEL SERVICE COSTS		46.00	-	709,572	-	#NAME?	709,572	-	#NAME?	709,572
PAYROLL TAXES AND BENEFITS										
Payroll Taxes		-	62,808	-	#NAME?	62,808	-	#NAME?	62,808	
Fringe / Employee Benefits		-	110,462	-	#NAME?	110,462	-	#NAME?	110,462	
Retirement / Pension		-	18,738	-	#NAME?	18,738	-	#NAME?	18,738	
TOTAL PAYROLL TAXES AND BENEFITS		-	192,009	-	#NAME?	192,009	-	#NAME?	192,009	
TOTAL PERSONNEL SERVICE COSTS		46.00	-	901,580	-	#NAME?	901,580	-	#NAME?	901,580
CONTRACTED SERVICES										
Accounting / Audit		-	-	-	#NAME?	-	-	#NAME?	-	
Legal		-	-	-	#NAME?	-	-	#NAME?	-	
Management Company Fee		-	224,677	-	#NAME?	224,677	-	#NAME?	224,677	
Nurse Services		-		-	#NAME?		-	#NAME?		
Food Service / School Lunch		-		-	#NAME?		-	#NAME?		
Payroll Services		-	2,531	-	#NAME?	2,531	-	#NAME?	2,531	
Special Ed Services		-	-	-	#NAME?	-	-	#NAME?	-	
Titlement Services (i.e. Title I)		-	-	-	#NAME?	-	-	#NAME?	-	
Other Purchased / Professional / Consulting		-	14,355	-	#NAME?	14,355	-	#NAME?	14,355	
TOTAL CONTRACTED SERVICES		-	241,563	-	#NAME?	241,563	-	#NAME?	241,563	

[illegible]

SUCCESS ACADEMY BED STUY 1
Budget / Operating Plan
2015-16

Total Revenue	-	#NAME?	#NAME?	#NAME?	#NAME?	#NAME?	#NAME?	#NAME?
Total Expenses	-	1,535,774	#NAME?	#NAME?	1,535,774	#NAME?	#NAME?	1,535,774
Net Income	-	#NAME?	#NAME?	#NAME?	#NAME?	#NAME?	#NAME?	#NAME?
Actual Student Enrollment	-	425	-	-	425	-	-	425
	Prior Year Actual	1st Quarter - 7/1 - 9/30			2nd Quarter - 10/1 - 12/31			3rd Quarter - 1/1 - 3/31
	#NAME?	Original Budget	Revised Budget	Variance	Original Budget	Revised Budget	Variance	Original Budget
ENROLLMENT - *School Districts Are Linked To Above Entries*								
Number of Districts:	-	1	-	-	1	-	-	1
NYC CHANCELLOR'S OFFICE	-	425	-	-	425	-	-	425
-	-	-	-	-	-	-	-	-
-	-	-	-	-	-	-	-	-
-	-	-	-	-	-	-	-	-
-	-	-	-	-	-	-	-	-
-	-	-	-	-	-	-	-	-
-	-	-	-	-	-	-	-	-
-	-	-	-	-	-	-	-	-
-	-	-	-	-	-	-	-	-
-	-	-	-	-	-	-	-	-
-	-	-	-	-	-	-	-	-
-	-	-	-	-	-	-	-	-
-	-	-	-	-	-	-	-	-
-	-	-	-	-	-	-	-	-
-	-	-	-	-	-	-	-	-
ALL OTHER School Districts: (Weighted Avg)	-	-	-	-	-	-	-	-
TOTAL ENROLLMENT	-	425	-	-	425	-	-	425
REVENUE PER PUPIL	-	#NAME?	-	#NAME?	#NAME?	-	#NAME?	#NAME?
EXPENSES PER PUPIL	-	3,615	-	#NAME?	3,615	-	#NAME?	3,615

Total Revenue	#NAME?	#NAME?	#NAME?	#NAME?	#NAME?
Total Expenses	#NAME?	#NAME?	1,535,774	#NAME?	#NAME?
Net Income	#NAME?	#NAME?	#NAME?	#NAME?	#NAME?
Actual Student Enrollment	-	-	425	-	-
	Quarter - 1/1 - 3/31		4th Quarter - 4/1 - 6/30		
	Revised Budget	Variance	Original Budget	Revised Budget	Variance
REVENUE	SED' Column(s) COMPLETELY BLANK. <i>ST be completed.</i>				
REVENUES FROM STATE SOURCES	2015-16				
Per Pupil Revenue	Per Pupil Rate				
NYC CHANCELLOR'S OFFICE	#NAME?	#NAME?	#NAME?	#NAME?	#NAME?
-	#N/A	#N/A	#N/A	#N/A	#NAME?
-	#N/A	#N/A	#N/A	#N/A	#NAME?
-	#N/A	#N/A	#N/A	#N/A	#NAME?
-	#N/A	#N/A	#N/A	#N/A	#NAME?
-	#N/A	#N/A	#N/A	#N/A	#NAME?
-	#N/A	#N/A	#N/A	#N/A	#NAME?
-	#N/A	#N/A	#N/A	#N/A	#NAME?
-	#N/A	#N/A	#N/A	#N/A	#NAME?
-	#N/A	#N/A	#N/A	#N/A	#NAME?
-	#N/A	#N/A	#N/A	#N/A	#NAME?
-	#N/A	#N/A	#N/A	#N/A	#NAME?
-	#N/A	#N/A	#N/A	#N/A	#NAME?
-	#N/A	#N/A	#N/A	#N/A	#NAME?
-	#N/A	#N/A	#N/A	#N/A	#NAME?
-	#N/A	#N/A	#N/A	#N/A	#NAME?
ALL OTHER School Districts: (Weighted Avg)	#N/A	#N/A	#N/A	#N/A	#NAME?
TOTAL Per Pupil Revenue (Weighted Average Per Pupil Funding)	#NAME?	#NAME?	#NAME?	#NAME?	#NAME?
Special Education Revenue	-	#NAME?	135,424	-	#NAME?
Grants					
Stimulus	-	#NAME?	-	-	#NAME?
DYCD (Department of Youth and Community Development)	-	#NAME?	-	-	#NAME?
Other	-	#NAME?	-	-	#NAME?
Other	-	#NAME?	23,898	-	#NAME?
TOTAL REVENUE FROM STATE SOURCES	#NAME?	#NAME?	#NAME?	#NAME?	#NAME?
REVENUE FROM FEDERAL FUNDING					
IDEA Special Needs	-	#NAME?	10,108	-	#NAME?
Title I	-	#NAME?	49,275	-	#NAME?
Title Funding - Other	-	#NAME?	2,500	-	#NAME?
School Food Service (Free Lunch)	-	#NAME?	-	-	#NAME?
Grants					
Charter School Program (CSP) Planning & Implementation	-	#NAME?	33,797	-	#NAME?
Other	-	#NAME?	-	-	#NAME?
Other	-	#NAME?	-	-	#NAME?
TOTAL REVENUE FROM FEDERAL SOURCES	-	#NAME?	95,680	-	#NAME?
LOCAL and OTHER REVENUE					
Contributions and Donations	-	#NAME?	-	-	#NAME?
Fundraising	-	#NAME?	-	-	#NAME?
Erate Reimbursement	-	#NAME?	10,135	-	#NAME?
Earnings on Investments	-	#NAME?	-	-	#NAME?
Interest Income	-	#NAME?	-	-	#NAME?
Food Service (Income from meals)	-	#NAME?	-	-	#NAME?
Text Book	-	#NAME?	-	-	#NAME?
OTHER	-	#NAME?	-	-	#NAME?
TOTAL REVENUE FROM LOCAL and OTHER SOURCES	-	#NAME?	10,135	-	#NAME?
TOTAL REVENUE	#NAME?	#NAME?	#NAME?	#NAME?	#NAME?

Total Revenue				#NAME?	#NAME?	#NAME?	#NAME?	#NAME?
Total Expenses				#NAME?	#NAME?	1,535,774	#NAME?	#NAME?
Net Income				#NAME?	#NAME?	#NAME?	#NAME?	#NAME?
Actual Student Enrollment				-	-	425	-	-
				Quarter - 1/1 - 3/31		4th Quarter - 4/1 - 6/30		
				Revised Budget	Variance	Original Budget	Revised Budget	Variance
EXPENSES								
ADMINISTRATIVE STAFF PERSONNEL COSTS			Avg. No. of Positions					
Executive Management		-		-	#NAME?	-	-	#NAME?
Instructional Management	4.00			-	#NAME?	93,304	-	#NAME?
Deans, Directors & Coordinators	2.00			-	#NAME?	21,372	-	#NAME?
CFO / Director of Finance		-		-	#NAME?	-	-	#NAME?
Operation / Business Manager	4.00			-	#NAME?	63,177	-	#NAME?
Administrative Staff		-		-	#NAME?	-	-	#NAME?
TOTAL ADMINISTRATIVE STAFF	10.00			-	#NAME?	177,853	-	#NAME?
INSTRUCTIONAL PERSONNEL COSTS								
Teachers - Regular	17.50			-	#NAME?	279,999	-	#NAME?
Teachers - SPED	6.00			-	#NAME?	92,130	-	#NAME?
Substitute Teachers		-		-	#NAME?	-	-	#NAME?
Teaching Assistants	7.00			-	#NAME?	83,159	-	#NAME?
Specialty Teachers	4.50			-	#NAME?	59,460	-	#NAME?
Aides		-		-	#NAME?	-	-	#NAME?
Therapists & Counselors	1.00			-	#NAME?	16,971	-	#NAME?
Other		-		-	#NAME?	-	-	#NAME?
TOTAL INSTRUCTIONAL	36.00			-	#NAME?	531,719	-	#NAME?
NON-INSTRUCTIONAL PERSONNEL COSTS								
Nurse		-		-	#NAME?	-	-	#NAME?
Librarian		-		-	#NAME?	-	-	#NAME?
Custodian		-		-	#NAME?	-	-	#NAME?
Security		-		-	#NAME?	-	-	#NAME?
Other		-		-	#NAME?	-	-	#NAME?
TOTAL NON-INSTRUCTIONAL		-		-	#NAME?	-	-	#NAME?
SUBTOTAL PERSONNEL SERVICE COSTS			46.00	-	#NAME?	709,572	-	#NAME?
PAYROLL TAXES AND BENEFITS								
Payroll Taxes		-		-	#NAME?	62,808	-	#NAME?
Fringe / Employee Benefits		-		-	#NAME?	110,462	-	#NAME?
Retirement / Pension		-		-	#NAME?	18,738	-	#NAME?
TOTAL PAYROLL TAXES AND BENEFITS		-		-	#NAME?	192,009	-	#NAME?
TOTAL PERSONNEL SERVICE COSTS			46.00	-	#NAME?	901,580	-	#NAME?
CONTRACTED SERVICES								
Accounting / Audit		-		-	#NAME?	-	-	#NAME?
Legal		-		-	#NAME?	-	-	#NAME?
Management Company Fee		-		-	#NAME?	224,677	-	#NAME?
Nurse Services		-		-	#NAME?	-	-	#NAME?
Food Service / School Lunch		-		-	#NAME?	-	-	#NAME?
Payroll Services		-		-	#NAME?	2,531	-	#NAME?
Special Ed Services		-		-	#NAME?	-	-	#NAME?
Titlement Services (i.e. Title I)		-		-	#NAME?	-	-	#NAME?
Other Purchased / Professional / Consulting		-		-	#NAME?	14,355	-	#NAME?
TOTAL CONTRACTED SERVICES		-		-	#NAME?	241,563	-	#NAME?

Total Revenue	#NAME?	#NAME?	#NAME?	#NAME?	#NAME?
Total Expenses	#NAME?	#NAME?	1,535,774	#NAME?	#NAME?
Net Income	#NAME?	#NAME?	#NAME?	#NAME?	#NAME?
Actual Student Enrollment	-	-	425	-	-
	Quarter - 1/1 - 3/31		4th Quarter - 4/1 - 6/30		
	Revised Budget	Variance	Original Budget	Revised Budget	Variance
SCHOOL OPERATIONS					
Board Expenses	-	#NAME?	130	-	#NAME?
Classroom / Teaching Supplies & Materials	-	#NAME?	35,730	-	#NAME?
Special Ed Supplies & Materials	-	#NAME?	-	-	#NAME?
Textbooks / Workbooks	-	#NAME?	-	-	#NAME?
Supplies & Materials other	-	#NAME?	49,658	-	#NAME?
Equipment / Furniture	-	#NAME?	5,434	-	#NAME?
Telephone	-	#NAME?	-	-	#NAME?
Technology	-	#NAME?	21,842	-	#NAME?
Student Testing & Assessment	-	#NAME?	5,641	-	#NAME?
Field Trips	-	#NAME?	11,554	-	#NAME?
Transportation (student)	-	#NAME?	8,032	-	#NAME?
Student Services - other	-	#NAME?	20,987	-	#NAME?
Office Expense	-	#NAME?	35,477	-	#NAME?
Staff Development	-	#NAME?	19,600	-	#NAME?
Staff Recruitment	-	#NAME?	9,495	-	#NAME?
Student Recruitment / Marketing	-	#NAME?	20,222	-	#NAME?
School Meals / Lunch	-	#NAME?	(7,333)	-	#NAME?
Travel (Staff)	-	#NAME?	13,354	-	#NAME?
Fundraising	-	#NAME?	-	-	#NAME?
Other	-	#NAME?	300	-	#NAME?
TOTAL SCHOOL OPERATIONS	-	#NAME?	250,121	-	#NAME?
FACILITY OPERATION & MAINTENANCE					
Insurance	-	#NAME?	12,999	-	#NAME?
Janitorial	-	#NAME?	-	-	#NAME?
Building and Land Rent / Lease / Facility Finance Interest	-	#NAME?	-	-	#NAME?
Repairs & Maintenance	-	#NAME?	11,868	-	#NAME?
Equipment / Furniture	-	#NAME?	10,707	-	#NAME?
Security	-	#NAME?	-	-	#NAME?
Utilities	-	#NAME?	-	-	#NAME?
TOTAL FACILITY OPERATION & MAINTENANCE	-	#NAME?	35,574	-	#NAME?
DEPRECIATION & AMORTIZATION	-	#NAME?	106,937	-	#NAME?
RESERVES / CONTINGENCY	-	#NAME?	-	-	#NAME?
TOTAL EXPENSES	-	#NAME?	1,535,774	-	#NAME?
NET INCOME	#NAME?	#NAME?	#NAME?	#NAME?	#NAME?

Total Revenue	#NAME?	#NAME?	#NAME?	#NAME?	#NAME?
Total Expenses	#NAME?	#NAME?	1,535,774	#NAME?	#NAME?
Net Income	#NAME?	#NAME?	#NAME?	#NAME?	#NAME?
Actual Student Enrollment	-	-	425	-	-
	Quarter - 1/1 - 3/31		4th Quarter - 4/1 - 6/30		
	Revised Budget	Variance	Original Budget	Revised Budget	Variance
ENROLLMENT - *School Districts Are Linked To Above Entries*					
Number of Districts:	-	-	1	-	-
NYC CHANCELLOR'S OFFICE	-	-	425	-	-
-	-	-	-	-	-
-	-	-	-	-	-
-	-	-	-	-	-
-	-	-	-	-	-
-	-	-	-	-	-
-	-	-	-	-	-
-	-	-	-	-	-
-	-	-	-	-	-
-	-	-	-	-	-
-	-	-	-	-	-
-	-	-	-	-	-
-	-	-	-	-	-
-	-	-	-	-	-
-	-	-	-	-	-
-	-	-	-	-	-
ALL OTHER School Districts: (Weighted Avg)	-	-	-	-	-
TOTAL ENROLLMENT	-	-	425	-	-
REVENUE PER PUPIL	-	#NAME?	#NAME?	-	#NAME?
EXPENSES PER PUPIL	-	#NAME?	3,615	-	#NAME?

		SUCCESS ACADEMY E				
		Budget / Operatin				
		2015-16				
Total Revenue		#NAME?	#NAME?	#NAME?	#NAME?	#NAME?
Total Expenses		6,143,096	#NAME?	#NAME?	(6,143,096)	#NAME?
Net Income		#NAME?	#NAME?	#NAME?	#NAME?	#NAME?
Actual Student Enrollment						
		Total Year			VARIANCE	
		Original Budget	Revised Budget	Variance	Original Budget vs. PY Budget	Revised Budget vs. PY Budget
REVENUE						
REVENUES FROM STATE SOURCES		2015-16				
Per Pupil Revenue		Per Pupil Rate				
NYC CHANCELLOR'S OFFICE		#NAME?	#NAME?	#NAME?	#NAME?	#NAME?
-		#N/A	#NAME?	#NAME?	#N/A	#NAME?
-		#N/A	#NAME?	#NAME?	#N/A	#NAME?
-		#N/A	#NAME?	#NAME?	#N/A	#NAME?
-		#N/A	#NAME?	#NAME?	#N/A	#NAME?
-		#N/A	#NAME?	#NAME?	#N/A	#NAME?
-		#N/A	#NAME?	#NAME?	#N/A	#NAME?
-		#N/A	#NAME?	#NAME?	#N/A	#NAME?
-		#N/A	#NAME?	#NAME?	#N/A	#NAME?
-		#N/A	#NAME?	#NAME?	#N/A	#NAME?
-		#N/A	#NAME?	#NAME?	#N/A	#NAME?
-		#N/A	#NAME?	#NAME?	#N/A	#NAME?
-		#N/A	#NAME?	#NAME?	#N/A	#NAME?
-		#N/A	#NAME?	#NAME?	#N/A	#NAME?
ALL OTHER School Districts: (Weighted Avg)		#N/A	#NAME?	#NAME?	#N/A	#NAME?
TOTAL Per Pupil Revenue (Weighted Average Per Pupil Funding)		#NAME?	#NAME?	#NAME?	#NAME?	#NAME?
Special Education Revenue		541,697	#NAME?	#NAME?	541,697	#NAME?
Grants						
Stimulus		-	#NAME?	#NAME?	-	#NAME?
DYCD (Department of Youth and Community Development)		-	#NAME?	#NAME?	-	#NAME?
Other		-	#NAME?	#NAME?	-	#NAME?
Other		95,594	#NAME?	#NAME?	95,594	#NAME?
TOTAL REVENUE FROM STATE SOURCES		#NAME?	#NAME?	#NAME?	#NAME?	#NAME?
REVENUE FROM FEDERAL FUNDING						
IDEA Special Needs		40,432	#NAME?	#NAME?	40,432	#NAME?
Title I		197,100	#NAME?	#NAME?	197,100	#NAME?
Title Funding - Other		10,000	#NAME?	#NAME?	10,000	#NAME?
School Food Service (Free Lunch)		-	#NAME?	#NAME?	-	#NAME?
Grants						
Charter School Program (CSP) Planning & Implementation		135,190	#NAME?	#NAME?	135,190	#NAME?
Other		-	#NAME?	#NAME?	-	#NAME?
Other		-	#NAME?	#NAME?	-	#NAME?
TOTAL REVENUE FROM FEDERAL SOURCES		382,722	#NAME?	#NAME?	382,722	#NAME?
LOCAL and OTHER REVENUE						
Contributions and Donations		-	#NAME?	#NAME?	-	#NAME?
Fundraising		-	#NAME?	#NAME?	-	#NAME?
Erate Reimbursement		40,541	#NAME?	#NAME?	40,541	#NAME?
Earnings on Investments		-	#NAME?	#NAME?	-	#NAME?
Interest Income		-	#NAME?	#NAME?	-	#NAME?
Food Service (Income from meals)		-	#NAME?	#NAME?	-	#NAME?
Text Book		-	#NAME?	#NAME?	-	#NAME?
OTHER		-	#NAME?	#NAME?	-	#NAME?
TOTAL REVENUE FROM LOCAL and OTHER SOURCES		40,541	#NAME?	#NAME?	40,541	#NAME?
TOTAL REVENUE		#NAME?	#NAME?	#NAME?	#NAME?	#NAME?

SUCCESS ACADEMY E				
Budget / Operatin				
2015-16				
Total Revenue	#NAME?	#NAME?	#NAME?	#NAME?
Total Expenses	6,143,096	#NAME?	#NAME?	(6,143,096)
Net Income	#NAME?	#NAME?	#NAME?	#NAME?
Actual Student Enrollment				
Total Year				
VARIANCE				
Original Budget	Revised Budget	Variance	Original Budget vs. PY Budget	Revised Budget vs. PY Budget
EXPENSES				
ADMINISTRATIVE STAFF PERSONNEL COSTS				
	Avg. No. of Positions			
Executive Management	-	-	#NAME?	#NAME?
Instructional Management	4.00	373,215	#NAME?	#NAME?
Deans, Directors & Coordinators	2.00	85,487	#NAME?	#NAME?
CFO / Director of Finance	-	-	#NAME?	#NAME?
Operation / Business Manager	4.00	252,708	#NAME?	#NAME?
Administrative Staff	-	-	#NAME?	#NAME?
TOTAL ADMINISTRATIVE STAFF	10.00	711,410	#NAME?	#NAME?
INSTRUCTIONAL PERSONNEL COSTS				
Teachers - Regular	17.50	1,119,994	#NAME?	#NAME?
Teachers - SPED	6.00	368,519	#NAME?	#NAME?
Substitute Teachers	-	-	#NAME?	#NAME?
Teaching Assistants	7.00	332,637	#NAME?	#NAME?
Specialty Teachers	4.50	237,840	#NAME?	#NAME?
Aides	-	-	#NAME?	#NAME?
Therapists & Counselors	1.00	67,885	#NAME?	#NAME?
Other	-	-	#NAME?	#NAME?
TOTAL INSTRUCTIONAL	36.00	2,126,876	#NAME?	#NAME?
NON-INSTRUCTIONAL PERSONNEL COSTS				
Nurse	-	-	#NAME?	#NAME?
Librarian	-	-	#NAME?	#NAME?
Custodian	-	-	#NAME?	#NAME?
Security	-	-	#NAME?	#NAME?
Other	-	-	#NAME?	#NAME?
TOTAL NON-INSTRUCTIONAL	-	-	#NAME?	#NAME?
SUBTOTAL PERSONNEL SERVICE COSTS				
	46.00	2,838,287	#NAME?	#NAME?
PAYROLL TAXES AND BENEFITS				
Payroll Taxes		251,233	#NAME?	#NAME?
Fringe / Employee Benefits		441,848	#NAME?	#NAME?
Retirement / Pension		74,953	#NAME?	#NAME?
TOTAL PAYROLL TAXES AND BENEFITS		768,035	#NAME?	#NAME?
TOTAL PERSONNEL SERVICE COSTS				
	46.00	3,606,321	#NAME?	#NAME?
CONTRACTED SERVICES				
Accounting / Audit		-	#NAME?	#NAME?
Legal		-	#NAME?	#NAME?
Management Company Fee		898,706	#NAME?	#NAME?
Nurse Services		-	#NAME?	#NAME?
Food Service / School Lunch		-	#NAME?	#NAME?
Payroll Services		10,126	#NAME?	#NAME?
Special Ed Services		-	#NAME?	#NAME?
Titlement Services (i.e. Title I)		-	#NAME?	#NAME?
Other Purchased / Professional / Consulting		57,419	#NAME?	#NAME?
TOTAL CONTRACTED SERVICES		966,251	#NAME?	#NAME?

SUCCESS ACADEMY B Budget / Operatin 2015-16					
Total Revenue	#NAME?	#NAME?	#NAME?	#NAME?	#NAME?
Total Expenses	6,143,096	#NAME?	#NAME?	(6,143,096)	#NAME?
Net Income	#NAME?	#NAME?	#NAME?	#NAME?	#NAME?
Actual Student Enrollment					
	Total Year			VARIANCE	
	Original Budget	Revised Budget	Variance	Original Budget vs. PY Budget	Revised Budget vs. PY Budget
SCHOOL OPERATIONS					
Board Expenses	518	#NAME?	#NAME?	(518)	#NAME?
Classroom / Teaching Supplies & Materials	142,920	#NAME?	#NAME?	(142,920)	#NAME?
Special Ed Supplies & Materials	-	#NAME?	#NAME?	-	#NAME?
Textbooks / Workbooks	-	#NAME?	#NAME?	-	#NAME?
Supplies & Materials other	198,632	#NAME?	#NAME?	(198,632)	#NAME?
Equipment / Furniture	21,735	#NAME?	#NAME?	(21,735)	#NAME?
Telephone	-	#NAME?	#NAME?	-	#NAME?
Technology	87,369	#NAME?	#NAME?	(87,369)	#NAME?
Student Testing & Assessment	22,562	#NAME?	#NAME?	(22,562)	#NAME?
Field Trips	46,215	#NAME?	#NAME?	(46,215)	#NAME?
Transportation (student)	32,128	#NAME?	#NAME?	(32,128)	#NAME?
Student Services - other	83,946	#NAME?	#NAME?	(83,946)	#NAME?
Office Expense	141,907	#NAME?	#NAME?	(141,907)	#NAME?
Staff Development	78,399	#NAME?	#NAME?	(78,399)	#NAME?
Staff Recruitment	37,978	#NAME?	#NAME?	(37,978)	#NAME?
Student Recruitment / Marketing	80,889	#NAME?	#NAME?	(80,889)	#NAME?
School Meals / Lunch	(29,331)	#NAME?	#NAME?	29,331	#NAME?
Travel (Staff)	53,414	#NAME?	#NAME?	(53,414)	#NAME?
Fundraising	-	#NAME?	#NAME?	-	#NAME?
Other	1,200	#NAME?	#NAME?	(1,200)	#NAME?
TOTAL SCHOOL OPERATIONS	1,000,483	#NAME?	#NAME?	(1,000,483)	#NAME?
FACILITY OPERATION & MAINTENANCE					
Insurance	51,996	#NAME?	#NAME?	(51,996)	#NAME?
Janitorial	-	#NAME?	#NAME?	-	#NAME?
Building and Land Rent / Lease / Facility Finance Interest	-	#NAME?	#NAME?	-	#NAME?
Repairs & Maintenance	47,473	#NAME?	#NAME?	(47,473)	#NAME?
Equipment / Furniture	42,826	#NAME?	#NAME?	(42,826)	#NAME?
Security	-	#NAME?	#NAME?	-	#NAME?
Utilities	-	#NAME?	#NAME?	-	#NAME?
TOTAL FACILITY OPERATION & MAINTENANCE	142,295	#NAME?	#NAME?	(142,295)	#NAME?
DEPRECIATION & AMORTIZATION	427,746	#NAME?	#NAME?	(427,746)	#NAME?
RESERVES / CONTINGENCY	-	#NAME?	#NAME?	-	#NAME?
TOTAL EXPENSES	6,143,096	#NAME?	#NAME?	(6,143,096)	#NAME?
NET INCOME	#NAME?	#NAME?	#NAME?	#NAME?	#NAME?

		SUCCESS ACADEMY B Budget / Operatin 2015-16				
Total Revenue	#NAME?	#NAME?	#NAME?	#NAME?	#NAME?	
Total Expenses	6,143,096	#NAME?	#NAME?	(6,143,096)	#NAME?	
Net Income	#NAME?	#NAME?	#NAME?	#NAME?	#NAME?	
Actual Student Enrollment						
		Total Year			VARIANCE	
		Original Budget	Revised Budget	Variance	Original Budget vs. PY Budget	Revised Budget vs. PY Budget
ENROLLMENT - *School Districts Are Linked To Above Entries*						
Number of Districts:						
NYC CHANCELLOR'S OFFICE						
-						
-						
-						
-						
-						
-						
-						
-						
-						
-						
-						
ALL OTHER School Districts: (Weighted Avg)						
TOTAL ENROLLMENT						
REVENUE PER PUPIL						
EXPENSES PER PUPIL						

Total Revenue
Total Expenses
Net Income
Actual Student Enrollment

DESCRIPTION OF ASSUMPTIONS

REVENUE	
REVENUES FROM STATE SOURCES	
Per Pupil Revenue	2015-16 Per Pupil Rate
NYC CHANCELLOR'S OFFICE	#NAME?
-	#N/A
-	#N/A
-	#N/A
-	#N/A
-	#N/A
-	#N/A
-	#N/A
-	#N/A
-	#N/A
-	#N/A
-	#N/A
-	#N/A
-	#N/A
-	#N/A
-	#N/A
ALL OTHER School Districts: (Weighted Avg)	#N/A
TOTAL Per Pupil Revenue (Weighted Average Per Pupil Funding)	#NAME?
Special Education Revenue	
Grants	
Stimulus	
DYCD (Department of Youth and Community Development)	
Other	
Other	
TOTAL REVENUE FROM STATE SOURCES	
REVENUE FROM FEDERAL FUNDING	
IDEA Special Needs	
Title I	
Title Funding - Other	
School Food Service (Free Lunch)	
Grants	
Charter School Program (CSP) Planning & Implementation	
Other	
Other	
TOTAL REVENUE FROM FEDERAL SOURCES	
LOCAL and OTHER REVENUE	
Contributions and Donations	
Fundraising	
Erate Reimbursement	
Earnings on Investments	
Interest Income	
Food Service (Income from meals)	
Text Book	
OTHER	
TOTAL REVENUE FROM LOCAL and OTHER SOURCES	
TOTAL REVENUE	

Total Revenue
Total Expenses
Net Income
Actual Student Enrollment

DESCRIPTION OF ASSUMPTIONS

EXPENSES

ADMINISTRATIVE STAFF PERSONNEL COSTS

Avg. No. of
Positions

Executive Management	-
Instructional Management	4.00
Deans, Directors & Coordinators	2.00
CFO / Director of Finance	-
Operation / Business Manager	4.00
Administrative Staff	-
TOTAL ADMINISTRATIVE STAFF	10.00

INSTRUCTIONAL PERSONNEL COSTS

Teachers - Regular	17.50
Teachers - SPED	6.00
Substitute Teachers	-
Teaching Assistants	7.00
Specialty Teachers	4.50
Aides	-
Therapists & Counselors	1.00
Other	-
TOTAL INSTRUCTIONAL	36.00

NON-INSTRUCTIONAL PERSONNEL COSTS

Nurse	-
Librarian	-
Custodian	-
Security	-
Other	-
TOTAL NON-INSTRUCTIONAL	-

SUBTOTAL PERSONNEL SERVICE COSTS

46.00

PAYROLL TAXES AND BENEFITS

Payroll Taxes
Fringe / Employee Benefits
Retirement / Pension

TOTAL PAYROLL TAXES AND BENEFITS

TOTAL PERSONNEL SERVICE COSTS

46.00

CONTRACTED SERVICES

Accounting / Audit
Legal
Management Company Fee
Nurse Services
Food Service / School Lunch
Payroll Services
Special Ed Services
Titlement Services (i.e. Title I)
Other Purchased / Professional / Consulting
TOTAL CONTRACTED SERVICES

Total Revenue
Total Expenses
Net Income
Actual Student Enrollment

DESCRIPTION OF ASSUMPTIONS

- SCHOOL OPERATIONS**
Board Expenses
Classroom / Teaching Supplies & Materials
Special Ed Supplies & Materials
Textbooks / Workbooks
Supplies & Materials other
Equipment / Furniture
Telephone
Technology
Student Testing & Assessment
Field Trips
Transportation (student)
Student Services - other
Office Expense
Staff Development
Staff Recruitment
Student Recruitment / Marketing
School Meals / Lunch
Travel (Staff)
Fundraising
Other
TOTAL SCHOOL OPERATIONS
- FACILITY OPERATION & MAINTENANCE**
Insurance
Janitorial
Building and Land Rent / Lease / Facility Finance Interest
Repairs & Maintenance
Equipment / Furniture
Security
Utilities
TOTAL FACILITY OPERATION & MAINTENANCE
- DEPRECIATION & AMORTIZATION**
RESERVES / CONTINGENCY
- TOTAL EXPENSES**
- NET INCOME**

<div>Total Revenue</div> <div>Total Expenses</div> <div>Net Income</div> <div>Actual Student Enrollment</div>	<div>BED STUY 1</div> <div>g Plan</div> <div>DESCRIPTION OF ASSUMPTIONS</div>
<div>ENROLLMENT - *School Districts Are Linked To Above Entries*</div> <div>Number of Districts:</div> <div>NYC CHANCELLOR'S OFFICE</div> <div>-</div> <div>-</div> <div>-</div> <div>-</div> <div>-</div> <div>-</div> <div>-</div> <div>-</div> <div>-</div> <div>-</div> <div>-</div> <div>-</div> <div>-</div> <div>ALL OTHER School Districts: (Weighted Avg)</div> <div>TOTAL ENROLLMENT</div> <div>REVENUE PER PUPIL</div> <div>EXPENSES PER PUPIL</div>	

SUCCESS ACADEMY BED STUY 1
BALANCE SHEET
2015-16

	<u>Prior Year</u>	Q1	Q2	Q3	Q4
	<u>#NAME?</u>	As of 9/30	As of 12/31	As of 3/31	As of 6/30
<u>ASSETS</u>					
<u>CURRENT ASSETS</u>					
Cash and cash equivalents	\$-	\$-	\$-	\$-	\$-
Grants and contracts receivable	-	-	-	-	-
Accounts receivables	-	-	-	-	-
Prepaid Expenses	-	-	-	-	-
Contributions and other receivables	-	-	-	-	-
TOTAL CURRENT ASSETS	-	-	-	-	-
<u>PROPERTY, BUILDING AND EQUIPMENT, net</u>	-	-	-	-	-
<u>OTHER ASSETS</u>	-	-	-	-	-
TOTAL ASSETS	-	-	-	-	-
<u>LIABILITIES AND NET ASSETS</u>					
<u>CURRENT LIABILITIES</u>					
Accounts payable and accrued expenses	\$-	\$-	\$-	\$-	\$-
Accrued payroll and benefits	-	-	-	-	-
Deferred Revenue	-	-	-	-	-
Current maturities of long-term debt	-	-	-	-	-
Short Term Debt - Bonds, Notes Payable	-	-	-	-	-
Other	-	-	-	-	-
TOTAL CURRENT LIABILITIES	-	-	-	-	-
<u>LONG-TERM DEBT and NOTES PAYABLE, net current maturities</u>	-	-	-	-	-
TOTAL LIABILITIES	-	-	-	-	-
<u>NET ASSETS</u>					
Unrestricted	-	-	-	-	-
Temporarily restricted	-	-	-	-	-
TOTAL NET ASSETS	-	-	-	-	-
TOTAL LIABILITIES AND NET ASSETS	-	-	-	-	-

2015-16

*NOTE: Enrollment, Revenue and Expenditure Data IN the 'Total and Variance Analysis' Section is Based on LAST ACTUAL Quarter Completed	1st Quarter - 7/1 - 9/30			2nd Quarter - 10/1 - 12/31			3rd Quarter - 1/1 - 3/31
	Actual	Current Budget	Variance	Actual	Current Budget	Variance	Actual

CY Per Pupil Rate[illegible]

2015-16

*NOTE: Enrollment, Revenue and Expenditure Data IN the 'Total and Variance Analysis' Section is Based on LAST ACTUAL Quarter Completed	1st Quarter - 7/1 - 9/30			2nd Quarter - 10/1 - 12/31			3rd Quarter - 1/1 - 3/31
	Actual	Current Budget	Variance	Actual	Current Budget	Variance	Actual

TOTAL CONTRACTED SERVICES

#NAME?[illegible]

Budget / Operating Plan

2015-16

Total Revenue	#NAME?	#NAME?	#NAME?	#NAME?	#NAME?	#NAME?
Total Expenses	#NAME?	#NAME?	#NAME?	#NAME?	#NAME?	#NAME?
Net Income	#NAME?	#NAME?	#NAME?	#NAME?	#NAME?	#NAME?
Actual Student Enrollment	-	#NAME?	-	-	#NAME?	-
*NOTE: Enrollment, Revenue and Expenditure Data IN the 'Total and Variance Analysis' Section is Based on LAST ACTUAL Quarter Completed	1st Quarter - 7/1 - 9/30			2nd Quarter - 10/1 - 12/31		
	Actual	Current Budget	Variance	Actual	Current Budget	Variance
SCHOOL OPERATIONS						
Board Expenses	-	#NAME?	#NAME?	-	#NAME?	#NAME?
Classroom / Teaching Supplies & Materials	-	#NAME?	#NAME?	-	#NAME?	#NAME?
Special Ed Supplies & Materials	-	#NAME?	#NAME?	-	#NAME?	#NAME?
Textbooks / Workbooks	-	#NAME?	#NAME?	-	#NAME?	#NAME?
Supplies & Materials other	-	#NAME?	#NAME?	-	#NAME?	#NAME?
Equipment / Furniture	-	#NAME?	#NAME?	-	#NAME?	#NAME?
Telephone	-	#NAME?	#NAME?	-	#NAME?	#NAME?
Technology	-	#NAME?	#NAME?	-	#NAME?	#NAME?
Student Testing & Assessment	-	#NAME?	#NAME?	-	#NAME?	#NAME?
Field Trips	-	#NAME?	#NAME?	-	#NAME?	#NAME?
Transportation (student)	-	#NAME?	#NAME?	-	#NAME?	#NAME?
Student Services - other	-	#NAME?	#NAME?	-	#NAME?	#NAME?
Office Expense	-	#NAME?	#NAME?	-	#NAME?	#NAME?
Staff Development	-	#NAME?	#NAME?	-	#NAME?	#NAME?
Staff Recruitment	-	#NAME?	#NAME?	-	#NAME?	#NAME?
Student Recruitment / Marketing	-	#NAME?	#NAME?	-	#NAME?	#NAME?
School Meals / Lunch	-	#NAME?	#NAME?	-	#NAME?	#NAME?
Travel (Staff)	-	#NAME?	#NAME?	-	#NAME?	#NAME?
Fundraising	-	#NAME?	#NAME?	-	#NAME?	#NAME?
Other	-	#NAME?	#NAME?	-	#NAME?	#NAME?
TOTAL SCHOOL OPERATIONS	-	#NAME?	#NAME?	-	#NAME?	#NAME?
FACILITY OPERATION & MAINTENANCE						
Insurance	-	#NAME?	#NAME?	-	#NAME?	#NAME?
Janitorial	-	#NAME?	#NAME?	-	#NAME?	#NAME?
Building and Land Rent / Lease / Facility Finance Interest	-	#NAME?	#NAME?	-	#NAME?	#NAME?
Repairs & Maintenance	-	#NAME?	#NAME?	-	#NAME?	#NAME?
Equipment / Furniture	-	#NAME?	#NAME?	-	#NAME?	#NAME?
Security	-	#NAME?	#NAME?	-	#NAME?	#NAME?
Utilities	-	#NAME?	#NAME?	-	#NAME?	#NAME?
TOTAL FACILITY OPERATION & MAINTENANCE	-	#NAME?	#NAME?	-	#NAME?	#NAME?
DEPRECIATION & AMORTIZATION	-	#NAME?	#NAME?	-	#NAME?	#NAME?
RESERVES / CONTINGENCY	-	#NAME?	#NAME?	-	#NAME?	#NAME?
TOTAL EXPENSES	-	#NAME?	#NAME?	-	#NAME?	#NAME?
NET INCOME	#NAME?	#NAME?	#NAME?	#NAME?	#NAME?	#NAME?

**SUCCESS ACADEMY BED STUY 1
Budget / Operating Plan**

2015-16

Total Revenue	#NAME?	#NAME?	#NAME?	#NAME?	#NAME?	#NAME?	#NAME?
Total Expenses	#NAME?	#NAME?	#NAME?	#NAME?	#NAME?	#NAME?	#NAME?
Net Income	#NAME?	#NAME?	#NAME?	#NAME?	#NAME?	#NAME?	#NAME?
Actual Student Enrollment	-	#NAME?	-	-	#NAME?	-	-

*NOTE: Enrollment, Revenue and Expenditure Data IN the 'Total and Variance Analysis' Section is Based on LAST ACTUAL Quarter Completed	1st Quarter - 7/1 - 9/30			2nd Quarter - 10/1 - 12/31			3rd Quarter - 1/1 - 3/31
	Actual	Current Budget	Variance	Actual	Current Budget	Variance	Actual

ENROLLMENT - *School Districts Are Linked To Above Entries*

NYC CHANCELLOR'S OFFICE	-	#NAME?	-	-	#NAME?	-	-
-	-	#NAME?	-	-	#NAME?	-	-
-	-	#NAME?	-	-	#NAME?	-	-
-	-	#NAME?	-	-	#NAME?	-	-
-	-	#NAME?	-	-	#NAME?	-	-
-	-	#NAME?	-	-	#NAME?	-	-
-	-	#NAME?	-	-	#NAME?	-	-
-	-	#NAME?	-	-	#NAME?	-	-
-	-	#NAME?	-	-	#NAME?	-	-
-	-	#NAME?	-	-	#NAME?	-	-
-	-	#NAME?	-	-	#NAME?	-	-
-	-	#NAME?	-	-	#NAME?	-	-
-	-	#NAME?	-	-	#NAME?	-	-
-	-	#NAME?	-	-	#NAME?	-	-
-	-	#NAME?	-	-	#NAME?	-	-
-	-	#NAME?	-	-	#NAME?	-	-
-	-	#NAME?	-	-	#NAME?	-	-
-	-	#NAME?	-	-	#NAME?	-	-
-	-	#NAME?	-	-	#NAME?	-	-
ALL OTHER School Districts: (Count = 0)	-	#NAME?	-	-	#NAME?	-	-
TOTAL ENROLLMENT	-	#NAME?	-	-	#NAME?	-	-

REVENUE PER PUPIL	-	#NAME?	#NAME?	-	#NAME?	#NAME?	-
--------------------------	---	--------	--------	---	--------	--------	---

EXPENSES PER PUPIL	-	#NAME?	#NAME?	-	#NAME?	#NAME?	-
---------------------------	---	--------	--------	---	--------	--------	---

Total Revenue	#NAME?	#NAME?	#NAME?	#NAME?	#NAME?
Total Expenses	#NAME?	#NAME?	#NAME?	#NAME?	#NAME?
Net Income	#NAME?	#NAME?	#NAME?	#NAME?	#NAME?
Actual Student Enrollment	#NAME?	-	-	#NAME?	-
*NOTE: Enrollment, Revenue and Expenditure Data IN the 'Total and Variance Analysis' Section is Based on LAST ACTUAL Quarter Completed	Quarter - 1/1 - 3/31		4th Quarter - 4/1 - 6/30		
	Current Budget	Variance	Actual	Current Budget	Variance
REVENUE					
REVENUES FROM STATE SOURCES					
Per Pupil Revenue	CY Per Pupil Rate				
NYC CHANCELLOR'S OFFICE	#NAME?	#NAME?	#NAME?	#NAME?	#NAME?
-	#N/A	#NAME?	#NAME?	#N/A	#NAME?
-	#N/A	#NAME?	#NAME?	#N/A	#NAME?
-	#N/A	#NAME?	#NAME?	#N/A	#NAME?
-	#N/A	#NAME?	#NAME?	#N/A	#NAME?
-	#N/A	#NAME?	#NAME?	#N/A	#NAME?
-	#N/A	#NAME?	#NAME?	#N/A	#NAME?
-	#N/A	#NAME?	#NAME?	#N/A	#NAME?
-	#N/A	#NAME?	#NAME?	#N/A	#NAME?
-	#N/A	#NAME?	#NAME?	#N/A	#NAME?
-	#N/A	#NAME?	#NAME?	#N/A	#NAME?
-	#N/A	#NAME?	#NAME?	#N/A	#NAME?
-	#N/A	#NAME?	#NAME?	#N/A	#NAME?
-	#N/A	#NAME?	#NAME?	#N/A	#NAME?
-	#N/A	#NAME?	#NAME?	#N/A	#NAME?
ALL OTHER School Districts: (Count = 0)	#N/A	#NAME?	#NAME?	#N/A	#NAME?
TOTAL Per Pupil Revenue (Weighted Average Per Pupil Funding)	#NAME?	#NAME?	#NAME?	#NAME?	#NAME?
Special Education Revenue		#NAME?	-	#NAME?	#NAME?
Grants					
Stimulus		#NAME?	-	#NAME?	#NAME?
DYCD (Department of Youth and Community Development)		#NAME?	-	#NAME?	#NAME?
Other		#NAME?	-	#NAME?	#NAME?
Other		#NAME?	-	#NAME?	#NAME?
TOTAL REVENUE FROM STATE SOURCES		#NAME?	#NAME?	#NAME?	#NAME?
REVENUE FROM FEDERAL FUNDING					
IDEA Special Needs		#NAME?	-	#NAME?	#NAME?
Title I		#NAME?	-	#NAME?	#NAME?
Title Funding - Other		#NAME?	-	#NAME?	#NAME?
School Food Service (Free Lunch)		#NAME?	-	#NAME?	#NAME?
Grants					
Charter School Program (CSP) Planning & Implementation		#NAME?	-	#NAME?	#NAME?
Other		#NAME?	-	#NAME?	#NAME?
Other		#NAME?	-	#NAME?	#NAME?
TOTAL REVENUE FROM FEDERAL SOURCES		#NAME?	-	#NAME?	#NAME?
LOCAL and OTHER REVENUE					
Contributions and Donations		#NAME?	-	#NAME?	#NAME?
Fundraising		#NAME?	-	#NAME?	#NAME?
Erate Reimbursement		#NAME?	-	#NAME?	#NAME?
Earnings on Investments		#NAME?	-	#NAME?	#NAME?
Interest Income		#NAME?	-	#NAME?	#NAME?
Food Service (Income from meals)		#NAME?	-	#NAME?	#NAME?
Text Book		#NAME?	-	#NAME?	#NAME?
OTHER		#NAME?	-	#NAME?	#NAME?
TOTAL REVENUE FROM LOCAL and OTHER SOURCES		#NAME?	-	#NAME?	#NAME?
TOTAL REVENUE	#NAME?	#NAME?	#NAME?	#NAME?	#NAME?

Total Revenue	#NAME?	#NAME?	#NAME?	#NAME?	#NAME?	
Total Expenses	#NAME?	#NAME?	#NAME?	#NAME?	#NAME?	
Net Income	#NAME?	#NAME?	#NAME?	#NAME?	#NAME?	
Actual Student Enrollment	#NAME?	-	-	#NAME?	-	
*NOTE: Enrollment, Revenue and Expenditure Data IN the 'Total and Variance Analysis' Section is Based on LAST ACTUAL Quarter Completed		Quarter - 1/1 - 3/31		4th Quarter - 4/1 - 6/30		
		Current Budget	Variance	Actual	Current Budget	Variance
EXPENSES						
		Quarter 0				
ADMINISTRATIVE STAFF PERSONNEL COSTS		No. of Positions				
Executive Management	#NAME?	#NAME?	#NAME?	-	#NAME?	#NAME?
Instructional Management	#NAME?	#NAME?	#NAME?	-	#NAME?	#NAME?
Deans, Directors & Coordinators	#NAME?	#NAME?	#NAME?	-	#NAME?	#NAME?
CFO / Director of Finance	#NAME?	#NAME?	#NAME?	-	#NAME?	#NAME?
Operation / Business Manager	#NAME?	#NAME?	#NAME?	-	#NAME?	#NAME?
Administrative Staff	#NAME?	#NAME?	#NAME?	-	#NAME?	#NAME?
TOTAL ADMINISTRATIVE STAFF	#NAME?	#NAME?	#NAME?	-	#NAME?	#NAME?
INSTRUCTIONAL PERSONNEL COSTS						
Teachers - Regular	#NAME?	#NAME?	#NAME?	-	#NAME?	#NAME?
Teachers - SPED	#NAME?	#NAME?	#NAME?	-	#NAME?	#NAME?
Substitute Teachers	#NAME?	#NAME?	#NAME?	-	#NAME?	#NAME?
Teaching Assistants	#NAME?	#NAME?	#NAME?	-	#NAME?	#NAME?
Specialty Teachers	#NAME?	#NAME?	#NAME?	-	#NAME?	#NAME?
Aides	#NAME?	#NAME?	#NAME?	-	#NAME?	#NAME?
Therapists & Counselors	#NAME?	#NAME?	#NAME?	-	#NAME?	#NAME?
Other	#NAME?	#NAME?	#NAME?	-	#NAME?	#NAME?
TOTAL INSTRUCTIONAL	#NAME?	#NAME?	#NAME?	-	#NAME?	#NAME?
NON-INSTRUCTIONAL PERSONNEL COSTS						
Nurse	#NAME?	#NAME?	#NAME?	-	#NAME?	#NAME?
Librarian	#NAME?	#NAME?	#NAME?	-	#NAME?	#NAME?
Custodian	#NAME?	#NAME?	#NAME?	-	#NAME?	#NAME?
Security	#NAME?	#NAME?	#NAME?	-	#NAME?	#NAME?
Other	#NAME?	#NAME?	#NAME?	-	#NAME?	#NAME?
TOTAL NON-INSTRUCTIONAL	#NAME?	#NAME?	#NAME?	-	#NAME?	#NAME?
SUBTOTAL PERSONNEL SERVICE COSTS		#NAME?	#NAME?	-	#NAME?	#NAME?
PAYROLL TAXES AND BENEFITS						
Payroll Taxes		#NAME?	#NAME?	-	#NAME?	#NAME?
Fringe / Employee Benefits		#NAME?	#NAME?	-	#NAME?	#NAME?
Retirement / Pension		#NAME?	#NAME?	-	#NAME?	#NAME?
TOTAL PAYROLL TAXES AND BENEFITS		#NAME?	#NAME?	-	#NAME?	#NAME?
TOTAL PERSONNEL SERVICE COSTS		#NAME?	#NAME?	-	#NAME?	#NAME?
CONTRACTED SERVICES						
Accounting / Audit		#NAME?	#NAME?	-	#NAME?	#NAME?
Legal		#NAME?	#NAME?	-	#NAME?	#NAME?
Management Company Fee		#NAME?	#NAME?	-	#NAME?	#NAME?
Nurse Services		#NAME?	#NAME?	-	#NAME?	#NAME?
Food Service / School Lunch		#NAME?	#NAME?	-	#NAME?	#NAME?
Payroll Services		#NAME?	#NAME?	-	#NAME?	#NAME?
Special Ed Services		#NAME?	#NAME?	-	#NAME?	#NAME?
Titlement Services (i.e. Title I)		#NAME?	#NAME?	-	#NAME?	#NAME?
Other Purchased / Professional / Consulting		#NAME?	#NAME?	-	#NAME?	#NAME?
TOTAL CONTRACTED SERVICES		#NAME?	#NAME?	-	#NAME?	#NAME?

Total Revenue	#NAME?	#NAME?	#NAME?	#NAME?	#NAME?
Total Expenses	#NAME?	#NAME?	#NAME?	#NAME?	#NAME?
Net Income	#NAME?	#NAME?	#NAME?	#NAME?	#NAME?
Actual Student Enrollment	#NAME?	-	-	#NAME?	-
*NOTE: Enrollment, Revenue and Expenditure Data IN the 'Total and Variance Analysis' Section is Based on LAST ACTUAL Quarter Completed		Quarter - 1/1 - 3/31		4th Quarter - 4/1 - 6/30	
		Current Budget	Variance	Actual	Current Budget Variance
SCHOOL OPERATIONS					
Board Expenses	#NAME?	#NAME?	-	#NAME?	#NAME?
Classroom / Teaching Supplies & Materials	#NAME?	#NAME?	-	#NAME?	#NAME?
Special Ed Supplies & Materials	#NAME?	#NAME?	-	#NAME?	#NAME?
Textbooks / Workbooks	#NAME?	#NAME?	-	#NAME?	#NAME?
Supplies & Materials other	#NAME?	#NAME?	-	#NAME?	#NAME?
Equipment / Furniture	#NAME?	#NAME?	-	#NAME?	#NAME?
Telephone	#NAME?	#NAME?	-	#NAME?	#NAME?
Technology	#NAME?	#NAME?	-	#NAME?	#NAME?
Student Testing & Assessment	#NAME?	#NAME?	-	#NAME?	#NAME?
Field Trips	#NAME?	#NAME?	-	#NAME?	#NAME?
Transportation (student)	#NAME?	#NAME?	-	#NAME?	#NAME?
Student Services - other	#NAME?	#NAME?	-	#NAME?	#NAME?
Office Expense	#NAME?	#NAME?	-	#NAME?	#NAME?
Staff Development	#NAME?	#NAME?	-	#NAME?	#NAME?
Staff Recruitment	#NAME?	#NAME?	-	#NAME?	#NAME?
Student Recruitment / Marketing	#NAME?	#NAME?	-	#NAME?	#NAME?
School Meals / Lunch	#NAME?	#NAME?	-	#NAME?	#NAME?
Travel (Staff)	#NAME?	#NAME?	-	#NAME?	#NAME?
Fundraising	#NAME?	#NAME?	-	#NAME?	#NAME?
Other	#NAME?	#NAME?	-	#NAME?	#NAME?
TOTAL SCHOOL OPERATIONS	#NAME?	#NAME?	-	#NAME?	#NAME?
FACILITY OPERATION & MAINTENANCE					
Insurance	#NAME?	#NAME?	-	#NAME?	#NAME?
Janitorial	#NAME?	#NAME?	-	#NAME?	#NAME?
Building and Land Rent / Lease / Facility Finance Interest	#NAME?	#NAME?	-	#NAME?	#NAME?
Repairs & Maintenance	#NAME?	#NAME?	-	#NAME?	#NAME?
Equipment / Furniture	#NAME?	#NAME?	-	#NAME?	#NAME?
Security	#NAME?	#NAME?	-	#NAME?	#NAME?
Utilities	#NAME?	#NAME?	-	#NAME?	#NAME?
TOTAL FACILITY OPERATION & MAINTENANCE	#NAME?	#NAME?	-	#NAME?	#NAME?
DEPRECIATION & AMORTIZATION					
#NAME?	#NAME?	#NAME?	-	#NAME?	#NAME?
RESERVES / CONTINGENCY					
#NAME?	#NAME?	#NAME?	-	#NAME?	#NAME?
TOTAL EXPENSES	#NAME?	#NAME?	-	#NAME?	#NAME?
NET INCOME	#NAME?	#NAME?	#NAME?	#NAME?	#NAME?

Total Revenue	#NAME?	#NAME?	#NAME?	#NAME?	#NAME?
Total Expenses	#NAME?	#NAME?	#NAME?	#NAME?	#NAME?
Net Income	#NAME?	#NAME?	#NAME?	#NAME?	#NAME?
Actual Student Enrollment	#NAME?	-	-	#NAME?	-
*NOTE: Enrollment, Revenue and Expenditure Data IN the 'Total and Variance Analysis' Section is Based on LAST ACTUAL Quarter Completed		3rd Quarter - 1/1 - 3/31		4th Quarter - 4/1 - 6/30	
		Current Budget	Variance	Actual	Current Budget Variance
ENROLLMENT - *School Districts Are Linked To Above Entries*					
NYC CHANCELLOR'S OFFICE	#NAME?	-	-	#NAME?	-
-	#NAME?	-	-	#NAME?	-
-	#NAME?	-	-	#NAME?	-
-	#NAME?	-	-	#NAME?	-
-	#NAME?	-	-	#NAME?	-
-	#NAME?	-	-	#NAME?	-
-	#NAME?	-	-	#NAME?	-
-	#NAME?	-	-	#NAME?	-
-	#NAME?	-	-	#NAME?	-
-	#NAME?	-	-	#NAME?	-
-	#NAME?	-	-	#NAME?	-
-	#NAME?	-	-	#NAME?	-
-	#NAME?	-	-	#NAME?	-
-	#NAME?	-	-	#NAME?	-
-	#NAME?	-	-	#NAME?	-
ALL OTHER School Districts: (Count = 0)	#NAME?	-	-	#NAME?	-
TOTAL ENROLLMENT	#NAME?	-	-	#NAME?	-
REVENUE PER PUPIL	#NAME?	#NAME?	-	#NAME?	#NAME?
EXPENSES PER PUPIL	#NAME?	#NAME?	-	#NAME?	#NAME?

2015-16

*NOTE: Enrollment, Revenue and Expenditure Data IN the 'Total and Variance Analysis' Section is Based on LAST ACTUAL Quarter Completed	TOTALS AND VARIANCE ANALYSIS					
	Actual					
	Current	vs.			Actual	Original
	Budget		Current	Current	vs.	Budget
Actual	(Current	Budget	Budget - TY	Current	(Current	Original
	Quarter)			Budget TY	Quarter)	Budget

CY Per Pupil Rate

Grants							
Stimulus							
DYCD (Department of Youth and Community Development)							
Other							
Other							
TOTAL REVENUE FROM STATE SOURCES							

TOTAL REVENUE FROM FEDERAL SOURCES

#NAME?	#NAME?	#NAME?	#NAME?	#NAME?	#NAME?	#NAME?
#NAME?	#NAME?	#NAME?	#NAME?	#NAME?	#NAME?	#NAME?
#NAME?	#NAME?	#NAME?	#NAME?	#NAME?	#NAME?	#NAME?
#NAME?	#NAME?	#NAME?	#NAME?	#NAME?	#NAME?	#NAME?

TOTAL RE

#NAME?	#NAME?	#NAME?	#NAME?	#NAME?	#NAME?	#NAME?
#NAME?	#NAME?	#NAME?	#NAME?	#NAME?	#NAME?	#NAME?
#NAME?	#NAME?	#NAME?	#NAME?	#NAME?	#NAME?	#NAME?
#NAME?	#NAME?	#NAME?	#NAME?	#NAME?	#NAME?	#NAME?
#NAME?	#NAME?	#NAME?	#NAME?	#NAME?	#NAME?	#NAME?

2015-16

<p>*NOTE: Enrollment, Revenue and Expenditure Data IN the 'Total and Variance Analysis' Section is Based on LAST ACTUAL Quarter Completed</p>	TOTALS AND VARIANCE ANALYSIS					
	Actual vs.					
	Current Budget (Current Quarter)	Current Budget	Current Budget - TY	Actual vs. Current Budget TY	Original Budget (Current Quarter)	Actual vs. Original Budget
Actual						

Quarter 0
No. of Positions

TOTAL ADMINISTRATIVE STAFF[illegible]TOTAL INSTRUCTIONAL

#NAME?
#NAME?
#NAME?
#NAME?
#NAME?
#NAME?

TOTAL NON-INSTRUCTIONAL

#NAME?

PAYROLL TAXES AND BENEFITS

TOTAL PAYROLL TAXES AND BENEFITS

#NAME?

CONTRACTED SERVICES

Other Purchased / Professional / Consulting

TOTAL CONTRACTED SERVICES

SUCCESS ACADEMY BED STU
Budget / Operating Plan
2015-16

Total Revenue	#NAME?	#NAME?	#NAME?	#NAME?	#NAME?	#NAME?	#NAME?
Total Expenses	#NAME?	#NAME?	#NAME?	#NAME?	#NAME?	#NAME?	#NAME?
Net Income	#NAME?	#NAME?	#NAME?	#NAME?	#NAME?	#NAME?	#NAME?
Actual Student Enrollment	-	-	-	-	-	-	-

*NOTE: Enrollment, Revenue and Expenditure Data IN the 'Total and Variance Analysis' Section is Based on LAST ACTUAL Quarter Completed	TOTALS AND VARIANCE ANALYSIS						
	Actual vs.			Actual vs.		Original vs.	
	Current Budget (Current Quarter)		Current Budget	Current Budget - TY		Current Budget TY	Original Budget (Current Quarter)
	Actual						Actual Budget

ENROLLMENT - *School Districts Are Linked To Above Entries*	* Enrollment Data Based on Last Actual Quarter Completed						
NYC CHANCELLOR'S OFFICE	-	-	-			-	-
-	-	-	-			-	-
-	-	-	-			-	-
-	-	-	-			-	-
-	-	-	-			-	-
-	-	-	-			-	-
-	-	-	-			-	-
-	-	-	-			-	-
-	-	-	-			-	-
-	-	-	-			-	-
-	-	-	-			-	-
-	-	-	-			-	-
-	-	-	-			-	-
-	-	-	-			-	-
-	-	-	-			-	-
-	-	-	-			-	-
-	-	-	-			-	-
ALL OTHER School Districts: (Count = 0)	-	-	-			-	-
TOTAL ENROLLMENT	-	-	-			-	-
REVENUE PER PUPIL	-	-	-			-	-
EXPENSES PER PUPIL	-	-	-			-	-

Y 1				
Total Revenue	#NAME?	#NAME?	#NAME?	#NAME?
Total Expenses	6,143,096	#NAME?	#NAME?	#NAME?
Net Income	#NAME?	#NAME?	#NAME?	#NAME?
Actual Student Enrollment			-	
5				
*NOTE: Enrollment, Revenue and Expenditure Data IN the 'Total and Variance Analysis' Section is Based on LAST ACTUAL Quarter Completed		Actual vs. Original Budget TY	PY Actual (PY TY / No. of COMPLETED Actual CY Quarters	Actual CY vs. Actual PY
REVENUE				
REVENUES FROM STATE SOURCES				
Per Pupil Revenue	CY Per Pupil Rate			
NYC CHANCELLOR'S OFFICE	#NAME?	#NAME?	#NAME?	#NAME?
-	#N/A	#N/A	#NAME?	#NAME?
-	#N/A	#N/A	#NAME?	#NAME?
-	#N/A	#N/A	#NAME?	#NAME?
-	#N/A	#N/A	#NAME?	#NAME?
-	#N/A	#N/A	#NAME?	#NAME?
-	#N/A	#N/A	#NAME?	#NAME?
-	#N/A	#N/A	#NAME?	#NAME?
-	#N/A	#N/A	#NAME?	#NAME?
-	#N/A	#N/A	#NAME?	#NAME?
-	#N/A	#N/A	#NAME?	#NAME?
-	#N/A	#N/A	#NAME?	#NAME?
-	#N/A	#N/A	#NAME?	#NAME?
-	#N/A	#N/A	#NAME?	#NAME?
-	#N/A	#N/A	#NAME?	#NAME?
ALL OTHER School Districts: (Count = 0)	#N/A	#N/A	#NAME?	#NAME?
TOTAL Per Pupil Revenue (Weighted Average Per Pupil Funding)	#NAME?	#NAME?	#NAME?	#NAME?
Special Education Revenue		541,697	#NAME?	#NAME?
Grants				
Stimulus		-	#NAME?	#NAME?
DYCD (Department of Youth and Community Development)		-	#NAME?	#NAME?
Other		-	#NAME?	#NAME?
Other		95,594	#NAME?	#NAME?
TOTAL REVENUE FROM STATE SOURCES		#NAME?	#NAME?	#NAME?
REVENUE FROM FEDERAL FUNDING				
IDEA Special Needs		40,432	#NAME?	#NAME?
Title I		197,100	#NAME?	#NAME?
Title Funding - Other		10,000	#NAME?	#NAME?
School Food Service (Free Lunch)		-	#NAME?	#NAME?
Grants				
Charter School Program (CSP) Planning & Implementation		135,190	#NAME?	#NAME?
Other		-	#NAME?	#NAME?
Other		-	#NAME?	#NAME?
TOTAL REVENUE FROM FEDERAL SOURCES		382,722	#NAME?	#NAME?
LOCAL and OTHER REVENUE				
Contributions and Donations		-	#NAME?	#NAME?
Fundraising		-	#NAME?	#NAME?
Erate Reimbursement		40,541	#NAME?	#NAME?
Earnings on Investments		-	#NAME?	#NAME?
Interest Income		-	#NAME?	#NAME?
Food Service (Income from meals)		-	#NAME?	#NAME?
Text Book		-	#NAME?	#NAME?
OTHER		-	#NAME?	#NAME?
TOTAL REVENUE FROM LOCAL and OTHER SOURCES		40,541	#NAME?	#NAME?
TOTAL REVENUE		#NAME?	#NAME?	#NAME?

Y 1				
Total Revenue	#NAME?	#NAME?	#NAME?	#NAME?
Total Expenses	6,143,096	#NAME?	#NAME?	#NAME?
Net Income	#NAME?	#NAME?	#NAME?	#NAME?
Actual Student Enrollment			-	
*NOTE: Enrollment, Revenue and Expenditure Data IN the 'Total and Variance Analysis' Section is Based on LAST ACTUAL Quarter Completed		5		
		Actual vs. Original Budget - TY	PY Actual (PY TY / No. of COMPLETED Actual CY Quarters	Actual CY vs. Actual PY
EXPENSES				
ADMINISTRATIVE STAFF PERSONNEL COSTS		Quarter 0 No. of Positions		
Executive Management	#NAME?	-	#NAME?	#NAME?
Instructional Management	#NAME?	373,215	#NAME?	#NAME?
Deans, Directors & Coordinators	#NAME?	85,487	#NAME?	#NAME?
CFO / Director of Finance	#NAME?	-	#NAME?	#NAME?
Operation / Business Manager	#NAME?	252,708	#NAME?	#NAME?
Administrative Staff	#NAME?	-	#NAME?	#NAME?
TOTAL ADMINISTRATIVE STAFF	#NAME?	711,410	#NAME?	#NAME?
INSTRUCTIONAL PERSONNEL COSTS				
Teachers - Regular	#NAME?	1,119,994	#NAME?	#NAME?
Teachers - SPED	#NAME?	368,519	#NAME?	#NAME?
Substitute Teachers	#NAME?	-	#NAME?	#NAME?
Teaching Assistants	#NAME?	332,637	#NAME?	#NAME?
Specialty Teachers	#NAME?	237,840	#NAME?	#NAME?
Aides	#NAME?	-	#NAME?	#NAME?
Therapists & Counselors	#NAME?	67,885	#NAME?	#NAME?
Other	#NAME?	-	#NAME?	#NAME?
TOTAL INSTRUCTIONAL	#NAME?	2,126,876	#NAME?	#NAME?
NON-INSTRUCTIONAL PERSONNEL COSTS				
Nurse	#NAME?	-	#NAME?	#NAME?
Librarian	#NAME?	-	#NAME?	#NAME?
Custodian	#NAME?	-	#NAME?	#NAME?
Security	#NAME?	-	#NAME?	#NAME?
Other	#NAME?	-	#NAME?	#NAME?
TOTAL NON-INSTRUCTIONAL	#NAME?	-	#NAME?	#NAME?
SUBTOTAL PERSONNEL SERVICE COSTS		#NAME?	2,838,287	#NAME?
PAYROLL TAXES AND BENEFITS				
Payroll Taxes		251,233	#NAME?	#NAME?
Fringe / Employee Benefits		441,848	#NAME?	#NAME?
Retirement / Pension		74,953	#NAME?	#NAME?
TOTAL PAYROLL TAXES AND BENEFITS		768,035	#NAME?	#NAME?
TOTAL PERSONNEL SERVICE COSTS		#NAME?	3,606,321	#NAME?
CONTRACTED SERVICES				
Accounting / Audit		-	#NAME?	#NAME?
Legal		-	#NAME?	#NAME?
Management Company Fee		898,706	#NAME?	#NAME?
Nurse Services		-	#NAME?	#NAME?
Food Service / School Lunch		-	#NAME?	#NAME?
Payroll Services		10,126	#NAME?	#NAME?
Special Ed Services		-	#NAME?	#NAME?
Titlement Services (i.e. Title I)		-	#NAME?	#NAME?
Other Purchased / Professional / Consulting		57,419	#NAME?	#NAME?
TOTAL CONTRACTED SERVICES		966,251	#NAME?	#NAME?

Y 1				
Total Revenue	#NAME?	#NAME?	#NAME?	#NAME?
Total Expenses	6,143,096	#NAME?	#NAME?	#NAME?
Net Income	#NAME?	#NAME?	#NAME?	#NAME?
Actual Student Enrollment			-	
5				
*NOTE: Enrollment, Revenue and Expenditure Data IN the 'Total and Variance Analysis' Section is Based on LAST ACTUAL Quarter Completed				
	Original Budget - TY	Actual vs. Original Budget TY	PY Actual (PY TY / No. of COMPLETED Actual CY Quarters	Actual CY vs. Actual PY
SCHOOL OPERATIONS				
Board Expenses	518	#NAME?	#NAME?	#NAME?
Classroom / Teaching Supplies & Materials	142,920	#NAME?	#NAME?	#NAME?
Special Ed Supplies & Materials	-	#NAME?	#NAME?	#NAME?
Textbooks / Workbooks	-	#NAME?	#NAME?	#NAME?
Supplies & Materials other	198,632	#NAME?	#NAME?	#NAME?
Equipment / Furniture	21,735	#NAME?	#NAME?	#NAME?
Telephone	-	#NAME?	#NAME?	#NAME?
Technology	87,369	#NAME?	#NAME?	#NAME?
Student Testing & Assessment	22,562	#NAME?	#NAME?	#NAME?
Field Trips	46,215	#NAME?	#NAME?	#NAME?
Transportation (student)	32,128	#NAME?	#NAME?	#NAME?
Student Services - other	83,946	#NAME?	#NAME?	#NAME?
Office Expense	141,907	#NAME?	#NAME?	#NAME?
Staff Development	78,399	#NAME?	#NAME?	#NAME?
Staff Recruitment	37,978	#NAME?	#NAME?	#NAME?
Student Recruitment / Marketing	80,889	#NAME?	#NAME?	#NAME?
School Meals / Lunch	(29,331)	#NAME?	#NAME?	#NAME?
Travel (Staff)	53,414	#NAME?	#NAME?	#NAME?
Fundraising	-	#NAME?	#NAME?	#NAME?
Other	1,200	#NAME?	#NAME?	#NAME?
TOTAL SCHOOL OPERATIONS	1,000,483	#NAME?	#NAME?	#NAME?
FACILITY OPERATION & MAINTENANCE				
Insurance	51,996	#NAME?	#NAME?	#NAME?
Janitorial	-	#NAME?	#NAME?	#NAME?
Building and Land Rent / Lease / Facility Finance Interest	-	#NAME?	#NAME?	#NAME?
Repairs & Maintenance	47,473	#NAME?	#NAME?	#NAME?
Equipment / Furniture	42,826	#NAME?	#NAME?	#NAME?
Security	-	#NAME?	#NAME?	#NAME?
Utilities	-	#NAME?	#NAME?	#NAME?
TOTAL FACILITY OPERATION & MAINTENANCE	142,295	#NAME?	#NAME?	#NAME?
DEPRECIATION & AMORTIZATION	427,746	#NAME?	#NAME?	#NAME?
RESERVES / CONTINGENCY	-	#NAME?	#NAME?	#NAME?
TOTAL EXPENSES	6,143,096	#NAME?	#NAME?	#NAME?
NET INCOME	#NAME?	#NAME?	#NAME?	#NAME?

Y 1				
Total Revenue	#NAME?	#NAME?	#NAME?	#NAME?
Total Expenses	6,143,096	#NAME?	#NAME?	#NAME?
Net Income	#NAME?	#NAME?	#NAME?	#NAME?
Actual Student Enrollment			-	
*NOTE: Enrollment, Revenue and Expenditure Data IN the 'Total and Variance Analysis' Section is Based on LAST ACTUAL Quarter Completed		5	FY Actual (FY TY / No. of COMPLETED Actual CY Quarters	Actual CY vs. Actual PY
ENROLLMENT - *School Districts Are Linked To Above Entries*		Original Budget - TY	Actual vs. Original Budget TY	
NYC CHANCELLOR'S OFFICE				-
-				-
-				-
-				-
-				-
-				-
-				-
-				-
-				-
-				-
-				-
-				-
-				-
-				-
-				-
ALL OTHER School Districts: (Count = 0)				-
TOTAL ENROLLMENT				-
REVENUE PER PUPIL				-
EXPENSES PER PUPIL				-



Annual Report Requirement
for SUNY Authorized Charter Schools
SUCCESS ACADEMY BED STUY 1
2015-16

Administrative
expenditures per pupil:

\$0.00

Per NYS Statute

Administrative expenditures per pupil: the sum of all general administration salaries and other general administration expenditures divided by the total number of enrolled students. Employee benefit costs or expenditures should not be reported here.

***NOTE: THIS TAB ONLY NEEDS TO BE COMPLETED FOR Q4**

Required Form: 2014-15 Appendix E - Trustee Disclosure of Financial Interest Form

Created Friday, October 30, 2015

<https://nysed.fluidsurveys.com/account/surveys/537586/responses/export/?collector=109126/s/Regents-Appendix-E-BOT-Form/0a>

Page 1

Please open the link to this form using **Google Chrome** as your browser. Doing so will allow you to input your signature on page 2 of the form. Thank you.

1. TRUSTEE NAME

	First Name	Last Name
Trustee Name	Richard	Barrera

2. *Your Home Address:

2. *Your Home Address: Street Address	
2. *Your Home Address: City/State	
2. *Your Home Address: Zip	

3. *Your Business Address

3. *Your Business Address Street Address	
3. *Your Business Address City/State	
3. *Your Business Address Zip	

4. *Daytime Phone Number:

5. *E-mail Address:

6. I am a Trustee of a parent education corporation listed below which governs one or more charter schools.

Success Academy Charter Schools NYC (Ed Corp)

Success Academy Charter School - Bed Stuy 1

Success Academy Charter School - Bed Stuy 2

Success Academy Charter School - Bensonhurst

Success Academy Charter School - Bergen Beach

Success Academy Charter School - Bronx 1
Success Academy Charter School - Bronx 2
Success Academy Charter School - Bronx 3
Success Academy Charter School - Bronx 4
Success Academy Charter School - Cobble Hill
Success Academy Charter School - Crown Heights
Success Academy Charter School - Fort Greene
Success Academy Charter School - Harlem 1
Success Academy Charter School - Harlem 2
Success Academy Charter School - Harlem 3
Success Academy Charter School - Harlem 4
Success Academy Charter School - Harlem 5
Success Academy Charter School - Hell's Kitchen
Success Academy Charter School - NYC 1
Success Academy Charter School - NYC 10
Success Academy Charter School - NYC 11
Success Academy Charter School - NYC 12
Success Academy Charter School - NYC 13
Success Academy Charter School - NYC 14
Success Academy Charter School - NYC 2
Success Academy Charter School - NYC 3
Success Academy Charter School - NYC 4
Success Academy Charter School - NYC 5
Success Academy Charter School - NYC 6
Success Academy Charter School - NYC 7
Success Academy Charter School - NYC 8
Success Academy Charter School - NYC 9
Success Academy Charter School - Prospect Heights
Success Academy Charter School - Rosedale
Success Academy Charter School - Springfield Gardens
Success Academy Charter School - Union Square

Success Academy Charter School - Upper West

Success Academy Charter School - Washington Heights

Success Academy Charter School - Williamsburg

8. Select all positions you have held on the Board:

(check all that apply)

-
- Other, please specify...: Academic Committee
-

9. Are you a trustee and also an employee of the school?

No

10. Are you a trustee and an employee or agent of the management company or institutional partner of the charter school?

No

11. Have you or any of your immediate family members or any persons who live with you in your house had an interest in or engaged in a transaction with the charter school during the time you have served on the board, and in the six-month period prior to such service?

No

12. Are you a member, director, officer or employee of an organization formally partnered with a school that is doing business with the charter school and in which such entity, during your tenure as a trustee, you and/or your immediate family member or person living in your house had a financial interest or relationship?

No

Signature of Trustee

A handwritten signature consisting of the letters 'R' and 'B' in a cursive, stylized font. The 'R' is formed with a single continuous stroke, and the 'B' is also formed with a single continuous stroke, with the two letters connected.

Thank you.

Required Form: 2014-15 Appendix E - Trustee Disclosure of Financial Interest Form

Created Friday, October 30, 2015

<https://nysed.fluidsurveys.com/account/surveys/537586/responses/export/?collector=109126/s/Regents-Appendix-E-BOT-Form/c0>

Page 1

Please open the link to this form using **Google Chrome** as your browser. Doing so will allow you to input your signature on page 2 of the form. Thank you.

1. TRUSTEE NAME

	First Name	Last Name
Trustee Name	Bryan	Binder

2. *Your Home Address:

2. *Your Home Address: Street Address	
2. *Your Home Address: City/State	
2. *Your Home Address: Zip	

3. *Your Business Address

3. *Your Business Address Street Address	
3. *Your Business Address City/State	
3. *Your Business Address Zip	

4. *Daytime Phone Number:

5. *E-mail Address:

6. I am a Trustee of a parent education corporation listed below which governs one or more charter schools.

Success Academy Charter Schools NYC (Ed Corp)

Success Academy Charter School - Bed Stuy 1

Success Academy Charter School - Bed Stuy 2

Success Academy Charter School - Bensonhurst

Success Academy Charter School - Bergen Beach

Success Academy Charter School - Bronx 1
Success Academy Charter School - Bronx 2
Success Academy Charter School - Bronx 3
Success Academy Charter School - Bronx 4
Success Academy Charter School - Cobble Hill
Success Academy Charter School - Crown Heights
Success Academy Charter School - Fort Greene
Success Academy Charter School - Harlem 1
Success Academy Charter School - Harlem 2
Success Academy Charter School - Harlem 3
Success Academy Charter School - Harlem 4
Success Academy Charter School - Harlem 5
Success Academy Charter School - Hell's Kitchen
Success Academy Charter School - NYC 1
Success Academy Charter School - NYC 10
Success Academy Charter School - NYC 11
Success Academy Charter School - NYC 12
Success Academy Charter School - NYC 13
Success Academy Charter School - NYC 14
Success Academy Charter School - NYC 2
Success Academy Charter School - NYC 3
Success Academy Charter School - NYC 4
Success Academy Charter School - NYC 5
Success Academy Charter School - NYC 6
Success Academy Charter School - NYC 7
Success Academy Charter School - NYC 8
Success Academy Charter School - NYC 9
Success Academy Charter School - Prospect Heights
Success Academy Charter School - Rosedale
Success Academy Charter School - Springfield Gardens
Success Academy Charter School - Union Square

Success Academy Charter School - Upper West

Success Academy Charter School - Washington Heights

Success Academy Charter School - Williamsburg

8. Select all positions you have held on the Board:

(check all that apply)

-
- Vice Chair/Vice President
-

9. Are you a trustee and also an employee of the school?

No

10. Are you a trustee and an employee or agent of the management company or institutional partner of the charter school?

No

11. Have you or any of your immediate family members or any persons who live with you in your house had an interest in or engaged in a transaction with the charter school during the time you have served on the board, and in the six-month period prior to such service?

No

12. Are you a member, director, officer or employee of an organization formally partnered with a school that is doing business with the charter school and in which such entity, during your tenure as a trustee, you and/or your immediate family member or person living in your house had a financial interest or relationship?

No

Signature of Trustee

A handwritten signature consisting of two stylized, overlapping capital letters 'B' and 'B'.

Thank you.

Required Form: 2014-15 Appendix E - Trustee Disclosure of Financial Interest Form

Created Friday, October 30, 2015

<https://nysed.fluidsurveys.com/account/surveys/537586/responses/export/?collector=109126/s/Regents-Appendix-E-BOT-Form/71>

Page 1

Please open the link to this form using **Google Chrome** as your browser. Doing so will allow you to input your signature on page 2 of the form. Thank you.

1. TRUSTEE NAME

	First Name	Last Name
Trustee Name	Derrell	Bradford

2. *Your Home Address:

2. *Your Home Address: Street Address	
2. *Your Home Address: City/State	
2. *Your Home Address: Zip	

3. *Your Business Address

3. *Your Business Address Street Address	
3. *Your Business Address City/State	
3. *Your Business Address Zip	

4. *Daytime Phone Number:

--

5. *E-mail Address:

--

6. I am a Trustee of a parent education corporation listed below which governs one or more charter schools.

Success Academy Charter Schools NYC (Ed Corp)

Success Academy Charter School - Bed Stuy 1

Success Academy Charter School - Bed Stuy 2

Success Academy Charter School - Bensonhurst

Success Academy Charter School - Bergen Beach

Success Academy Charter School - Bronx 1
Success Academy Charter School - Bronx 2
Success Academy Charter School - Bronx 3
Success Academy Charter School - Bronx 4
Success Academy Charter School - Cobble Hill
Success Academy Charter School - Crown Heights
Success Academy Charter School - Fort Greene
Success Academy Charter School - Harlem 1
Success Academy Charter School - Harlem 2
Success Academy Charter School - Harlem 3
Success Academy Charter School - Harlem 4
Success Academy Charter School - Harlem 5
Success Academy Charter School - Hell's Kitchen
Success Academy Charter School - NYC 1
Success Academy Charter School - NYC 10
Success Academy Charter School - NYC 11
Success Academy Charter School - NYC 12
Success Academy Charter School - NYC 13
Success Academy Charter School - NYC 14
Success Academy Charter School - NYC 2
Success Academy Charter School - NYC 3
Success Academy Charter School - NYC 4
Success Academy Charter School - NYC 5
Success Academy Charter School - NYC 6
Success Academy Charter School - NYC 7
Success Academy Charter School - NYC 8
Success Academy Charter School - NYC 9
Success Academy Charter School - Prospect Heights
Success Academy Charter School - Rosedale
Success Academy Charter School - Springfield Gardens
Success Academy Charter School - Union Square

Success Academy Charter School - Upper West

Success Academy Charter School - Washington Heights

Success Academy Charter School - Williamsburg

8. Select all positions you have held on the Board:

(check all that apply)

-
- Other, please specify...: Member
-

9. Are you a trustee and also an employee of the school?

No

10. Are you a trustee and an employee or agent of the management company or institutional partner of the charter school?

No


11. Have you or any of your immediate family members or any persons who live with you in your house had an interest in or engaged in a transaction with the charter school during the time you have served on the board, and in the six-month period prior to such service?

No

12. Are you a member, director, officer or employee of an organization formally partnered with a school that is doing business with the charter school and in which such entity, during your tenure as a trustee, you and/or your immediate family member or person living in your house had a financial interest or relationship?

No

Signature of Trustee

A handwritten signature consisting of the letters 'D' and 'B' in a stylized, cursive-like font. The 'D' is formed with a single stroke, and the 'B' is also formed with a single stroke, with the two letters connected.

Thank you.

Required Form: 2014-15 Appendix E - Trustee Disclosure of Financial Interest Form

Created Friday, October 30, 2015

<https://nysed.fluidsurveys.com/account/surveys/537586/responses/export/?collector=109126/s/Regents-Appendix-E-BOT-Form/91>

Page 1

Please open the link to this form using **Google Chrome** as your browser. Doing so will allow you to input your signature on page 2 of the form. Thank you.

1. TRUSTEE NAME

	First Name	Last Name
Trustee Name	Sandeep	Chainani

2. *Your Home Address:

2. *Your Home Address: Street Address	
2. *Your Home Address: City/State	
2. *Your Home Address: Zip	

3. *Your Business Address

3. *Your Business Address Street Address	
3. *Your Business Address City/State	
3. *Your Business Address Zip	

4. *Daytime Phone Number:

5. *E-mail Address:

6. I am a Trustee of a parent education corporation listed below which governs one or more charter schools.

Success Academy Charter Schools NYC (Ed Corp)

Success Academy Charter School - Bed Stuy 1

Success Academy Charter School - Bed Stuy 2

Success Academy Charter School - Bensonhurst

Success Academy Charter School - Bergen Beach

Success Academy Charter School - Bronx 1
Success Academy Charter School - Bronx 2
Success Academy Charter School - Bronx 3
Success Academy Charter School - Bronx 4
Success Academy Charter School - Cobble Hill
Success Academy Charter School - Crown Heights
Success Academy Charter School - Fort Greene
Success Academy Charter School - Harlem 1
Success Academy Charter School - Harlem 2
Success Academy Charter School - Harlem 3
Success Academy Charter School - Harlem 4
Success Academy Charter School - Harlem 5
Success Academy Charter School - Hell's Kitchen
Success Academy Charter School - NYC 1
Success Academy Charter School - NYC 10
Success Academy Charter School - NYC 11
Success Academy Charter School - NYC 12
Success Academy Charter School - NYC 13
Success Academy Charter School - NYC 14
Success Academy Charter School - NYC 2
Success Academy Charter School - NYC 3
Success Academy Charter School - NYC 4
Success Academy Charter School - NYC 5
Success Academy Charter School - NYC 6
Success Academy Charter School - NYC 7
Success Academy Charter School - NYC 8
Success Academy Charter School - NYC 9
Success Academy Charter School - Prospect Heights
Success Academy Charter School - Rosedale
Success Academy Charter School - Springfield Gardens
Success Academy Charter School - Union Square

Success Academy Charter School - Upper West

Success Academy Charter School - Washington Heights

Success Academy Charter School - Williamsburg

8. Select all positions you have held on the Board:

(check all that apply)

(No response)

9. Are you a trustee and also an employee of the school?

No

10. Are you a trustee and an employee or agent of the management company or institutional partner of the charter school?

No

11. Have you or any of your immediate family members or any persons who live with you in your house had an interest in or engaged in a transaction with the charter school during the time you have served on the board, and in the six-month period prior to such service?

No

12. Are you a member, director, officer or employee of an organization formally partnered with a school that is doing business with the charter school and in which such entity, during your tenure as a trustee, you and/or your immediate family member or person living in your house had a financial interest or relationship?

No

Signature of Trustee

SC

Thank you.

Required Form: 2014-15 Appendix E - Trustee Disclosure of Financial Interest Form

Created Friday, October 30, 2015

<https://nysed.fluidsurveys.com/account/surveys/537586/responses/export/?collector=109126/s/Regents-Appendix-E-BOT-Form/27>

Page 1

Please open the link to this form using **Google Chrome** as your browser. Doing so will allow you to input your signature on page 2 of the form. Thank you.

1. TRUSTEE NAME

	First Name	Last Name
Trustee Name	Samuel	Cole

2. *Your Home Address:

2. *Your Home Address: Street Address	
2. *Your Home Address: City/State	
2. *Your Home Address: Zip	

3. *Your Business Address

3. *Your Business Address Street Address	
3. *Your Business Address City/State	
3. *Your Business Address Zip	

4. *Daytime Phone Number:

5. *E-mail Address:

6. I am a Trustee of a parent education corporation listed below which governs one or more charter schools.

Success Academy Charter Schools NYC (Ed Corp)

Success Academy Charter School - Bed Stuy 1

Success Academy Charter School - Bed Stuy 2

Success Academy Charter School - Bensonhurst

Success Academy Charter School - Bergen Beach

Success Academy Charter School - Bronx 1
Success Academy Charter School - Bronx 2
Success Academy Charter School - Bronx 3
Success Academy Charter School - Bronx 4
Success Academy Charter School - Cobble Hill
Success Academy Charter School - Crown Heights
Success Academy Charter School - Fort Greene
Success Academy Charter School - Harlem 1
Success Academy Charter School - Harlem 2
Success Academy Charter School - Harlem 3
Success Academy Charter School - Harlem 4
Success Academy Charter School - Harlem 5
Success Academy Charter School - Hell's Kitchen
Success Academy Charter School - NYC 1
Success Academy Charter School - NYC 10
Success Academy Charter School - NYC 11
Success Academy Charter School - NYC 12
Success Academy Charter School - NYC 13
Success Academy Charter School - NYC 14
Success Academy Charter School - NYC 2
Success Academy Charter School - NYC 3
Success Academy Charter School - NYC 4
Success Academy Charter School - NYC 5
Success Academy Charter School - NYC 6
Success Academy Charter School - NYC 7
Success Academy Charter School - NYC 8
Success Academy Charter School - NYC 9
Success Academy Charter School - Prospect Heights
Success Academy Charter School - Rosedale
Success Academy Charter School - Springfield Gardens
Success Academy Charter School - Union Square

Success Academy Charter School - Upper West

Success Academy Charter School - Washington Heights

Success Academy Charter School - Williamsburg

8. Select all positions you have held on the Board:

(check all that apply)

-
- Chair/President
-

9. Are you a trustee and also an employee of the school?

No

10. Are you a trustee and an employee or agent of the management company or institutional partner of the charter school?

No


11. Have you or any of your immediate family members or any persons who live with you in your house had an interest in or engaged in a transaction with the charter school during the time you have served on the board, and in the six-month period prior to such service?

No

12. Are you a member, director, officer or employee of an organization formally partnered with a school that is doing business with the charter school and in which such entity, during your tenure as a trustee, you and/or your immediate family member or person living in your house had a financial interest or relationship?

No

Signature of Trustee

A handwritten signature consisting of the letters 'S' and 'c' in a cursive, stylized font.

Thank you.

Required Form: 2014-15 Appendix E - Trustee Disclosure of Financial Interest Form

Created Friday, October 30, 2015

<https://nysed.fluidsurveys.com/account/surveys/537586/responses/export/?collector=109126/s/Regents-Appendix-E-BOT-Form/fe>

Page 1

Please open the link to this form using **Google Chrome** as your browser. Doing so will allow you to input your signature on page 2 of the form. Thank you.

1. TRUSTEE NAME

	First Name	Last Name
Trustee Name	Scott J.	Friedman

2. *Your Home Address:

2. *Your Home Address: Street Address	
2. *Your Home Address: City/State	
2. *Your Home Address: Zip	

3. *Your Business Address

3. *Your Business Address Street Address	
3. *Your Business Address City/State	
3. *Your Business Address Zip	

4. *Daytime Phone Number:

5. *E-mail Address:

6. I am a Trustee of a parent education corporation listed below which governs one or more charter schools.

Success Academy Charter Schools NYC (Ed Corp)

Success Academy Charter School - Bed Stuy 1

Success Academy Charter School - Bed Stuy 2

Success Academy Charter School - Bensonhurst

Success Academy Charter School - Bergen Beach

Success Academy Charter School - Bronx 1
Success Academy Charter School - Bronx 2
Success Academy Charter School - Bronx 3
Success Academy Charter School - Bronx 4
Success Academy Charter School - Cobble Hill
Success Academy Charter School - Crown Heights
Success Academy Charter School - Fort Greene
Success Academy Charter School - Harlem 1
Success Academy Charter School - Harlem 2
Success Academy Charter School - Harlem 3
Success Academy Charter School - Harlem 4
Success Academy Charter School - Harlem 5
Success Academy Charter School - Hell's Kitchen
Success Academy Charter School - NYC 1
Success Academy Charter School - NYC 10
Success Academy Charter School - NYC 11
Success Academy Charter School - NYC 12
Success Academy Charter School - NYC 13
Success Academy Charter School - NYC 14
Success Academy Charter School - NYC 2
Success Academy Charter School - NYC 3
Success Academy Charter School - NYC 4
Success Academy Charter School - NYC 5
Success Academy Charter School - NYC 6
Success Academy Charter School - NYC 7
Success Academy Charter School - NYC 8
Success Academy Charter School - NYC 9
Success Academy Charter School - Prospect Heights
Success Academy Charter School - Rosedale
Success Academy Charter School - Springfield Gardens
Success Academy Charter School - Union Square

Success Academy Charter School - Upper West

Success Academy Charter School - Washington Heights

Success Academy Charter School - Williamsburg

8. Select all positions you have held on the Board:

(check all that apply)

• Treasurer

• Other, please specify...: Governing Board

9. Are you a trustee and also an employee of the school?

No

10. Are you a trustee and an employee or agent of the management company or institutional partner of the charter school?

No

11. Have you or any of your immediate family members or any persons who live with you in your house had an interest in or engaged in a transaction with the charter school during the time you have served on the board, and in the six-month period prior to such service?

No

12. Are you a member, director, officer or employee of an organization formally partnered with a school that is doing business with the charter school and in which such entity, during your tenure as a trustee, you and/or your immediate family member or person living in your house had a financial interest or relationship?

No

Signature of Trustee

A handwritten signature consisting of the letters 'S' and 'F' in a stylized, cursive-like font. The 'S' is a simple loop, and the 'F' has a long horizontal stroke extending to the right.

Thank you.

Required Form: 2014-15 Appendix E - Trustee Disclosure of Financial Interest Form

Created Friday, October 30, 2015

<https://nysed.fluidsurveys.com/account/surveys/537586/responses/export/?collector=109126/s/Regents-Appendix-E-BOT-Form/14>

Page 1

Please open the link to this form using **Google Chrome** as your browser. Doing so will allow you to input your signature on page 2 of the form. Thank you.

1. TRUSTEE NAME

	First Name	Last Name
Trustee Name	Suleman E.	Lunat

2. *Your Home Address:

2. *Your Home Address: Street Address	
2. *Your Home Address: City/State	
2. *Your Home Address: Zip	

3. *Your Business Address

3. *Your Business Address Street Address	
3. *Your Business Address City/State	
3. *Your Business Address Zip	

4. *Daytime Phone Number:

5. *E-mail Address:

6. I am a Trustee of a parent education corporation listed below which governs one or more charter schools.

Success Academy Charter Schools NYC (Ed Corp)

Success Academy Charter School - Bed Stuy 1

Success Academy Charter School - Bed Stuy 2

Success Academy Charter School - Bensonhurst

Success Academy Charter School - Bergen Beach

Success Academy Charter School - Bronx 1
Success Academy Charter School - Bronx 2
Success Academy Charter School - Bronx 3
Success Academy Charter School - Bronx 4
Success Academy Charter School - Cobble Hill
Success Academy Charter School - Crown Heights
Success Academy Charter School - Fort Greene
Success Academy Charter School - Harlem 1
Success Academy Charter School - Harlem 2
Success Academy Charter School - Harlem 3
Success Academy Charter School - Harlem 4
Success Academy Charter School - Harlem 5
Success Academy Charter School - Hell's Kitchen
Success Academy Charter School - NYC 1
Success Academy Charter School - NYC 10
Success Academy Charter School - NYC 11
Success Academy Charter School - NYC 12
Success Academy Charter School - NYC 13
Success Academy Charter School - NYC 14
Success Academy Charter School - NYC 2
Success Academy Charter School - NYC 3
Success Academy Charter School - NYC 4
Success Academy Charter School - NYC 5
Success Academy Charter School - NYC 6
Success Academy Charter School - NYC 7
Success Academy Charter School - NYC 8
Success Academy Charter School - NYC 9
Success Academy Charter School - Prospect Heights
Success Academy Charter School - Rosedale
Success Academy Charter School - Springfield Gardens
Success Academy Charter School - Union Square

Success Academy Charter School - Upper West

Success Academy Charter School - Washington Heights

Success Academy Charter School - Williamsburg

8. Select all positions you have held on the Board:

(check all that apply)

(No response)

9. Are you a trustee and also an employee of the school?

No

10. Are you a trustee and an employee or agent of the management company or institutional partner of the charter school?

No

11. Have you or any of your immediate family members or any persons who live with you in your house had an interest in or engaged in a transaction with the charter school during the time you have served on the board, and in the six-month period prior to such service?

No

12. Are you a member, director, officer or employee of an organization formally partnered with a school that is doing business with the charter school and in which such entity, during your tenure as a trustee, you and/or your immediate family member or person living in your house had a financial interest or relationship?

No

Signature of Trustee

A handwritten signature consisting of the letters 'S' and 'L' in a simple, bold, black ink style. The 'S' is formed with a single continuous stroke, and the 'L' is formed with two strokes: a vertical line and a horizontal base.

Thank you.

Required Form: 2014-15 Appendix E - Trustee Disclosure of Financial Interest Form

Created Friday, October 30, 2015

<https://nysed.fluidsurveys.com/account/surveys/537586/responses/export/?collector=109126/s/Regents-Appendix-E-BOT-Form/2e>

Page 1

Please open the link to this form using **Google Chrome** as your browser. Doing so will allow you to input your signature on page 2 of the form. Thank you.

1. TRUSTEE NAME

	First Name	Last Name
Trustee Name	David	Nanus

2. *Your Home Address:

2. *Your Home Address: Street Address	
2. *Your Home Address: City/State	
2. *Your Home Address: Zip	

3. *Your Business Address

3. *Your Business Address Street Address	
3. *Your Business Address City/State	
3. *Your Business Address Zip	

4. *Daytime Phone Number:

5. *E-mail Address:

6. I am a Trustee of a parent education corporation listed below which governs one or more charter schools.

Success Academy Charter Schools NYC (Ed Corp)

Success Academy Charter School - Bed Stuy 1

Success Academy Charter School - Bed Stuy 2

Success Academy Charter School - Bensonhurst

Success Academy Charter School - Bergen Beach

Success Academy Charter School - Bronx 1
Success Academy Charter School - Bronx 2
Success Academy Charter School - Bronx 3
Success Academy Charter School - Bronx 4
Success Academy Charter School - Cobble Hill
Success Academy Charter School - Crown Heights
Success Academy Charter School - Fort Greene
Success Academy Charter School - Harlem 1
Success Academy Charter School - Harlem 2
Success Academy Charter School - Harlem 3
Success Academy Charter School - Harlem 4
Success Academy Charter School - Harlem 5
Success Academy Charter School - Hell's Kitchen
Success Academy Charter School - NYC 1
Success Academy Charter School - NYC 10
Success Academy Charter School - NYC 11
Success Academy Charter School - NYC 12
Success Academy Charter School - NYC 13
Success Academy Charter School - NYC 14
Success Academy Charter School - NYC 2
Success Academy Charter School - NYC 3
Success Academy Charter School - NYC 4
Success Academy Charter School - NYC 5
Success Academy Charter School - NYC 6
Success Academy Charter School - NYC 7
Success Academy Charter School - NYC 8
Success Academy Charter School - NYC 9
Success Academy Charter School - Prospect Heights
Success Academy Charter School - Rosedale
Success Academy Charter School - Springfield Gardens
Success Academy Charter School - Union Square

Success Academy Charter School - Upper West

Success Academy Charter School - Washington Heights

Success Academy Charter School - Williamsburg

8. Select all positions you have held on the Board:

(check all that apply)

(No response)

9. Are you a trustee and also an employee of the school?

No

10. Are you a trustee and an employee or agent of the management company or institutional partner of the charter school?

No

11. Have you or any of your immediate family members or any persons who live with you in your house had an interest in or engaged in a transaction with the charter school during the time you have served on the board, and in the six-month period prior to such service?

No

12. Are you a member, director, officer or employee of an organization formally partnered with a school that is doing business with the charter school and in which such entity, during your tenure as a trustee, you and/or your immediate family member or person living in your house had a financial interest or relationship?

No

Signature of Trustee

DN

Thank you.

Required Form: 2014-15 Appendix E - Trustee Disclosure of Financial Interest Form

Created Friday, October 30, 2015

<https://nysed.fluidsurveys.com/account/surveys/537586/responses/export/?collector=109126/s/Regents-Appendix-E-BOT-Form/3c>

Page 1

Please open the link to this form using **Google Chrome** as your browser. Doing so will allow you to input your signature on page 2 of the form. Thank you.

1. TRUSTEE NAME

	First Name	Last Name
Trustee Name	Graham	Officer

2. *Your Home Address:

2. *Your Home Address: Street Address	
2. *Your Home Address: City/State	
2. *Your Home Address: Zip	

3. *Your Business Address

3. *Your Business Address Street Address	
3. *Your Business Address City/State	
3. *Your Business Address Zip	

4. *Daytime Phone Number:

5. *E-mail Address:

6. I am a Trustee of a parent education corporation listed below which governs one or more charter schools.

Success Academy Charter Schools NYC (Ed Corp)

Success Academy Charter School - Bed Stuy 1

Success Academy Charter School - Bed Stuy 2

Success Academy Charter School - Bensonhurst

Success Academy Charter School - Bergen Beach

Success Academy Charter School - Bronx 1
Success Academy Charter School - Bronx 2
Success Academy Charter School - Bronx 3
Success Academy Charter School - Bronx 4
Success Academy Charter School - Cobble Hill
Success Academy Charter School - Crown Heights
Success Academy Charter School - Fort Greene
Success Academy Charter School - Harlem 1
Success Academy Charter School - Harlem 2
Success Academy Charter School - Harlem 3
Success Academy Charter School - Harlem 4
Success Academy Charter School - Harlem 5
Success Academy Charter School - Hell's Kitchen
Success Academy Charter School - NYC 1
Success Academy Charter School - NYC 10
Success Academy Charter School - NYC 11
Success Academy Charter School - NYC 12
Success Academy Charter School - NYC 13
Success Academy Charter School - NYC 14
Success Academy Charter School - NYC 2
Success Academy Charter School - NYC 3
Success Academy Charter School - NYC 4
Success Academy Charter School - NYC 5
Success Academy Charter School - NYC 6
Success Academy Charter School - NYC 7
Success Academy Charter School - NYC 8
Success Academy Charter School - NYC 9
Success Academy Charter School - Prospect Heights
Success Academy Charter School - Rosedale
Success Academy Charter School - Springfield Gardens
Success Academy Charter School - Union Square

Success Academy Charter School - Upper West

Success Academy Charter School - Washington Heights

Success Academy Charter School - Williamsburg

8. Select all positions you have held on the Board:

(check all that apply)

-
- Other, please specify...: Board Member
-

9. Are you a trustee and also an employee of the school?

No

10. Are you a trustee and an employee or agent of the management company or institutional partner of the charter school?

No

11. Have you or any of your immediate family members or any persons who live with you in your house had an interest in or engaged in a transaction with the charter school during the time you have served on the board, and in the six-month period prior to such service?

No

12. Are you a member, director, officer or employee of an organization formally partnered with a school that is doing business with the charter school and in which such entity, during your tenure as a trustee, you and/or your immediate family member or person living in your house had a financial interest or relationship?

No

Signature of Trustee

GO

Thank you.

Required Form: 2014-15 Appendix E - Trustee Disclosure of Financial Interest Form

Created Friday, October 30, 2015

<https://nysed.fluidsurveys.com/account/surveys/537586/responses/export/?collector=109126/s/Regents-Appendix-E-BOT-Form/b1>

Page 1

Please open the link to this form using **Google Chrome** as your browser. Doing so will allow you to input your signature on page 2 of the form. Thank you.

1. TRUSTEE NAME

	First Name	Last Name
Trustee Name	Khadijah	Pickel

2. *Your Home Address:

2. *Your Home Address: Street Address	
2. *Your Home Address: City/State	
2. *Your Home Address: Zip	

3. *Your Business Address

3. *Your Business Address Street Address	
3. *Your Business Address City/State	
3. *Your Business Address Zip	

4. *Daytime Phone Number:

5. *E-mail Address:

6. I am a Trustee of a parent education corporation listed below which governs one or more charter schools.

Success Academy Charter Schools NYC (Ed Corp)

Success Academy Charter School - Bed Stuy 1

Success Academy Charter School - Bed Stuy 2

Success Academy Charter School - Bensonhurst

Success Academy Charter School - Bergen Beach

Success Academy Charter School - Bronx 1
Success Academy Charter School - Bronx 2
Success Academy Charter School - Bronx 3
Success Academy Charter School - Bronx 4
Success Academy Charter School - Cobble Hill
Success Academy Charter School - Crown Heights
Success Academy Charter School - Fort Greene
Success Academy Charter School - Harlem 1
Success Academy Charter School - Harlem 2
Success Academy Charter School - Harlem 3
Success Academy Charter School - Harlem 4
Success Academy Charter School - Harlem 5
Success Academy Charter School - Hell's Kitchen
Success Academy Charter School - NYC 1
Success Academy Charter School - NYC 10
Success Academy Charter School - NYC 11
Success Academy Charter School - NYC 12
Success Academy Charter School - NYC 13
Success Academy Charter School - NYC 14
Success Academy Charter School - NYC 2
Success Academy Charter School - NYC 3
Success Academy Charter School - NYC 4
Success Academy Charter School - NYC 5
Success Academy Charter School - NYC 6
Success Academy Charter School - NYC 7
Success Academy Charter School - NYC 8
Success Academy Charter School - NYC 9
Success Academy Charter School - Prospect Heights
Success Academy Charter School - Rosedale
Success Academy Charter School - Springfield Gardens
Success Academy Charter School - Union Square

Success Academy Charter School - Upper West

Success Academy Charter School - Washington Heights

Success Academy Charter School - Williamsburg

8. Select all positions you have held on the Board:

(check all that apply)

-
- Parent Representative
-

9. Are you a trustee and also an employee of the school?

No

10. Are you a trustee and an employee or agent of the management company or institutional partner of the charter school?

No

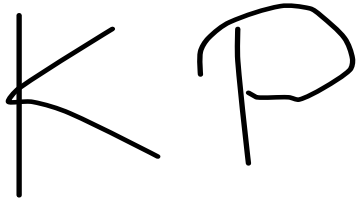
11. Have you or any of your immediate family members or any persons who live with you in your house had an interest in or engaged in a transaction with the charter school during the time you have served on the board, and in the six-month period prior to such service?

No

12. Are you a member, director, officer or employee of an organization formally partnered with a school that is doing business with the charter school and in which such entity, during your tenure as a trustee, you and/or your immediate family member or person living in your house had a financial interest or relationship?

No

Signature of Trustee

A handwritten signature consisting of the letters 'K' and 'P' in a stylized, cursive-like font. The 'K' is formed by a vertical line and two diagonal strokes, while the 'P' is a simple loop with a vertical stem.

Thank you.

Required Form: 2014-15 Appendix E - Trustee Disclosure of Financial Interest Form

Created Friday, October 30, 2015

<https://nysed.fluidsurveys.com/account/surveys/537586/responses/export/?collector=109126/s/Regents-Appendix-E-BOT-Form/46>

Page 1

Please open the link to this form using **Google Chrome** as your browser. Doing so will allow you to input your signature on page 2 of the form. Thank you.

1. TRUSTEE NAME

	First Name	Last Name
Trustee Name	Jarrett	Posner

2. *Your Home Address:

2. *Your Home Address: Street Address	
2. *Your Home Address: City/State	
2. *Your Home Address: Zip	

3. *Your Business Address

3. *Your Business Address Street Address	
3. *Your Business Address City/State	
3. *Your Business Address Zip	

4. *Daytime Phone Number:

--

5. *E-mail Address:

--

6. I am a Trustee of a parent education corporation listed below which governs one or more charter schools.

Success Academy Charter Schools NYC (Ed Corp)

Success Academy Charter School - Bed Stuy 1

Success Academy Charter School - Bed Stuy 2

Success Academy Charter School - Bensonhurst

Success Academy Charter School - Bergen Beach

Success Academy Charter School - Bronx 1
Success Academy Charter School - Bronx 2
Success Academy Charter School - Bronx 3
Success Academy Charter School - Bronx 4
Success Academy Charter School - Cobble Hill
Success Academy Charter School - Crown Heights
Success Academy Charter School - Fort Greene
Success Academy Charter School - Harlem 1
Success Academy Charter School - Harlem 2
Success Academy Charter School - Harlem 3
Success Academy Charter School - Harlem 4
Success Academy Charter School - Harlem 5
Success Academy Charter School - Hell's Kitchen
Success Academy Charter School - NYC 1
Success Academy Charter School - NYC 10
Success Academy Charter School - NYC 11
Success Academy Charter School - NYC 12
Success Academy Charter School - NYC 13
Success Academy Charter School - NYC 14
Success Academy Charter School - NYC 2
Success Academy Charter School - NYC 3
Success Academy Charter School - NYC 4
Success Academy Charter School - NYC 5
Success Academy Charter School - NYC 6
Success Academy Charter School - NYC 7
Success Academy Charter School - NYC 8
Success Academy Charter School - NYC 9
Success Academy Charter School - Prospect Heights
Success Academy Charter School - Rosedale
Success Academy Charter School - Springfield Gardens
Success Academy Charter School - Union Square

Success Academy Charter School - Upper West

Success Academy Charter School - Washington Heights

Success Academy Charter School - Williamsburg

8. Select all positions you have held on the Board:

(check all that apply)

-
- Other, please specify...: Member of Finance Committee
-

9. Are you a trustee and also an employee of the school?

No

10. Are you a trustee and an employee or agent of the management company or institutional partner of the charter school?

No

11. Have you or any of your immediate family members or any persons who live with you in your house had an interest in or engaged in a transaction with the charter school during the time you have served on the board, and in the six-month period prior to such service?

No

12. Are you a member, director, officer or employee of an organization formally partnered with a school that is doing business with the charter school and in which such entity, during your tenure as a trustee, you and/or your immediate family member or person living in your house had a financial interest or relationship?

No

Signature of Trustee

A handwritten signature in black ink, consisting of a stylized 'J' followed by a 'P'.

Thank you.

Required Form: 2014-15 Appendix E - Trustee Disclosure of Financial Interest Form

Created Friday, October 30, 2015

<https://nysed.fluidsurveys.com/account/surveys/537586/responses/export/?collector=109126/s/Regents-Appendix-E-BOT-Form/52>

Page 1

Please open the link to this form using **Google Chrome** as your browser. Doing so will allow you to input your signature on page 2 of the form. Thank you.

1. TRUSTEE NAME

	First Name	Last Name
Trustee Name	Lance	Rosen

2. *Your Home Address:

2. *Your Home Address: Street Address	
2. *Your Home Address: City/State	
2. *Your Home Address: Zip	

3. *Your Business Address

3. *Your Business Address Street Address	
3. *Your Business Address City/State	
3. *Your Business Address Zip	

4. *Daytime Phone Number:

5. *E-mail Address:

6. I am a Trustee of a parent education corporation listed below which governs one or more charter schools.

Success Academy Charter Schools NYC (Ed Corp)

Success Academy Charter School - Bed Stuy 1

Success Academy Charter School - Bed Stuy 2

Success Academy Charter School - Bensonhurst

Success Academy Charter School - Bergen Beach

Success Academy Charter School - Bronx 1
Success Academy Charter School - Bronx 2
Success Academy Charter School - Bronx 3
Success Academy Charter School - Bronx 4
Success Academy Charter School - Cobble Hill
Success Academy Charter School - Crown Heights
Success Academy Charter School - Fort Greene
Success Academy Charter School - Harlem 1
Success Academy Charter School - Harlem 2
Success Academy Charter School - Harlem 3
Success Academy Charter School - Harlem 4
Success Academy Charter School - Harlem 5
Success Academy Charter School - Hell's Kitchen
Success Academy Charter School - NYC 1
Success Academy Charter School - NYC 10
Success Academy Charter School - NYC 11
Success Academy Charter School - NYC 12
Success Academy Charter School - NYC 13
Success Academy Charter School - NYC 14
Success Academy Charter School - NYC 2
Success Academy Charter School - NYC 3
Success Academy Charter School - NYC 4
Success Academy Charter School - NYC 5
Success Academy Charter School - NYC 6
Success Academy Charter School - NYC 7
Success Academy Charter School - NYC 8
Success Academy Charter School - NYC 9
Success Academy Charter School - Prospect Heights
Success Academy Charter School - Rosedale
Success Academy Charter School - Springfield Gardens
Success Academy Charter School - Union Square

Success Academy Charter School - Upper West

Success Academy Charter School - Washington Heights

Success Academy Charter School - Williamsburg

8. Select all positions you have held on the Board:

(check all that apply)

(No response)

9. Are you a trustee and also an employee of the school?

No

10. Are you a trustee and an employee or agent of the management company or institutional partner of the charter school?

No

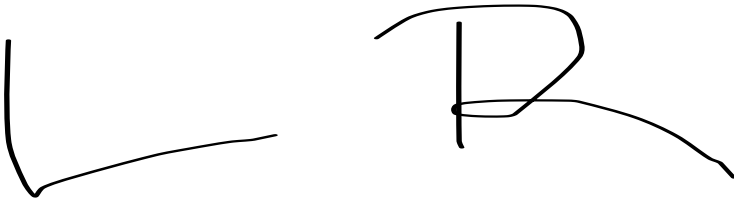
11. Have you or any of your immediate family members or any persons who live with you in your house had an interest in or engaged in a transaction with the charter school during the time you have served on the board, and in the six-month period prior to such service?

No

12. Are you a member, director, officer or employee of an organization formally partnered with a school that is doing business with the charter school and in which such entity, during your tenure as a trustee, you and/or your immediate family member or person living in your house had a financial interest or relationship?

No

Signature of Trustee

A handwritten signature in black ink, consisting of a stylized 'L' followed by a 'P' and a long horizontal stroke.

Thank you.

Required Form: 2014-15 Appendix E - Trustee Disclosure of Financial Interest Form

Created Friday, October 30, 2015

<https://nysed.fluidsurveys.com/account/surveys/537586/responses/export/?collector=109126/s/Regents-Appendix-E-BOT-Form/0c>

Page 1

Please open the link to this form using **Google Chrome** as your browser. Doing so will allow you to input your signature on page 2 of the form. Thank you.

1. TRUSTEE NAME

	First Name	Last Name
Trustee Name	Gregory R.	Sawers

2. *Your Home Address:

2. *Your Home Address: Street Address	
2. *Your Home Address: City/State	
2. *Your Home Address: Zip	

3. *Your Business Address

3. *Your Business Address Street Address	
3. *Your Business Address City/State	
3. *Your Business Address Zip	

4. *Daytime Phone Number:

5. *E-mail Address:

6. I am a Trustee of a parent education corporation listed below which governs one or more charter schools.

Success Academy Charter Schools NYC (Ed Corp)

Success Academy Charter School - Bed Stuy 1

Success Academy Charter School - Bed Stuy 2

Success Academy Charter School - Bensonhurst

Success Academy Charter School - Bergen Beach

Success Academy Charter School - Bronx 1
Success Academy Charter School - Bronx 2
Success Academy Charter School - Bronx 3
Success Academy Charter School - Bronx 4
Success Academy Charter School - Cobble Hill
Success Academy Charter School - Crown Heights
Success Academy Charter School - Fort Greene
Success Academy Charter School - Harlem 1
Success Academy Charter School - Harlem 2
Success Academy Charter School - Harlem 3
Success Academy Charter School - Harlem 4
Success Academy Charter School - Harlem 5
Success Academy Charter School - Hell's Kitchen
Success Academy Charter School - NYC 1
Success Academy Charter School - NYC 10
Success Academy Charter School - NYC 11
Success Academy Charter School - NYC 12
Success Academy Charter School - NYC 13
Success Academy Charter School - NYC 14
Success Academy Charter School - NYC 2
Success Academy Charter School - NYC 3
Success Academy Charter School - NYC 4
Success Academy Charter School - NYC 5
Success Academy Charter School - NYC 6
Success Academy Charter School - NYC 7
Success Academy Charter School - NYC 8
Success Academy Charter School - NYC 9
Success Academy Charter School - Prospect Heights
Success Academy Charter School - Rosedale
Success Academy Charter School - Springfield Gardens
Success Academy Charter School - Union Square

Success Academy Charter School - Upper West

Success Academy Charter School - Washington Heights

Success Academy Charter School - Williamsburg

8. Select all positions you have held on the Board:

(check all that apply)

-
- Secretary
-

9. Are you a trustee and also an employee of the school?

No

10. Are you a trustee and an employee or agent of the management company or institutional partner of the charter school?

No

11. Have you or any of your immediate family members or any persons who live with you in your house had an interest in or engaged in a transaction with the charter school during the time you have served on the board, and in the six-month period prior to such service?

No

12. Are you a member, director, officer or employee of an organization formally partnered with a school that is doing business with the charter school and in which such entity, during your tenure as a trustee, you and/or your immediate family member or person living in your house had a financial interest or relationship?

No

Signature of Trustee

GS

Thank you.

Required Form: 2014-15 Appendix E - Trustee Disclosure of Financial Interest Form

Created Friday, October 30, 2015

<https://nysed.fluidsurveys.com/account/surveys/537586/responses/export/?collector=109126/s/Regents-Appendix-E-BOT-Form/20>

Page 1

Please open the link to this form using **Google Chrome** as your browser. Doing so will allow you to input your signature on page 2 of the form. Thank you.

1. TRUSTEE NAME

	First Name	Last Name
Trustee Name	Catherine	Shanker

2. *Your Home Address:

2. *Your Home Address: Street Address	
2. *Your Home Address: City/State	
2. *Your Home Address: Zip	

3. *Your Business Address

3. *Your Business Address Street Address	
3. *Your Business Address City/State	
3. *Your Business Address Zip	

4. *Daytime Phone Number:

5. *E-mail Address:

6. I am a Trustee of a parent education corporation listed below which governs one or more charter schools.

Success Academy Charter Schools NYC (Ed Corp)

Success Academy Charter School - Bed Stuy 1

Success Academy Charter School - Bed Stuy 2

Success Academy Charter School - Bensonhurst

Success Academy Charter School - Bergen Beach

Success Academy Charter School - Bronx 1
Success Academy Charter School - Bronx 2
Success Academy Charter School - Bronx 3
Success Academy Charter School - Bronx 4
Success Academy Charter School - Cobble Hill
Success Academy Charter School - Crown Heights
Success Academy Charter School - Fort Greene
Success Academy Charter School - Harlem 1
Success Academy Charter School - Harlem 2
Success Academy Charter School - Harlem 3
Success Academy Charter School - Harlem 4
Success Academy Charter School - Harlem 5
Success Academy Charter School - Hell's Kitchen
Success Academy Charter School - NYC 1
Success Academy Charter School - NYC 10
Success Academy Charter School - NYC 11
Success Academy Charter School - NYC 12
Success Academy Charter School - NYC 13
Success Academy Charter School - NYC 14
Success Academy Charter School - NYC 2
Success Academy Charter School - NYC 3
Success Academy Charter School - NYC 4
Success Academy Charter School - NYC 5
Success Academy Charter School - NYC 6
Success Academy Charter School - NYC 7
Success Academy Charter School - NYC 8
Success Academy Charter School - NYC 9
Success Academy Charter School - Prospect Heights
Success Academy Charter School - Rosedale
Success Academy Charter School - Springfield Gardens
Success Academy Charter School - Union Square

Success Academy Charter School - Upper West

Success Academy Charter School - Washington Heights

Success Academy Charter School - Williamsburg

8. Select all positions you have held on the Board:

(check all that apply)

-
- Other, please specify...: Executive Committee Member, Head of Academics Culture + Talent Committee
-

9. Are you a trustee and also an employee of the school?

No

10. Are you a trustee and an employee or agent of the management company or institutional partner of the charter school?

No

11. Have you or any of your immediate family members or any persons who live with you in your house had an interest in or engaged in a transaction with the charter school during the time you have served on the board, and in the six-month period prior to such service?

No

12. Are you a member, director, officer or employee of an organization formally partnered with a school that is doing business with the charter school and in which such entity, during your tenure as a trustee, you and/or your immediate family member or person living in your house had a financial interest or relationship?

No

Signature of Trustee

CS

Thank you.



Appendix F: BOT Membership Table

Last updated: 07/31/2015

Page 1

1. Current Board Member Information

	Trustee Name	Email Address	Committee Affiliation(s)	Voting Member? (Y/N)	Area of Expertise, and/or Additional Role and School (parent, staff member, etc.)	Number of Terms Served and Length of Each (Include election date and term expiration)
1	Rich Barrera			Yes		
2	Bryan Binder		Vice Chair/Vice President	Yes		
3	Derrell Bradford			Yes		
4	Sam Chainani			Yes		
5	Sam Cole		Chair/Board President	Yes		
6	Scott Friedman		Treasurer	Yes		
7	Suleman Lunat			Yes		
8	David Nanus			Yes		
9	Graham Officer			Yes		
10	Khadijah Pickel		Parent Representative	No		
11	Jarrett Posner			Yes		
12	Lance Rosen			Yes		
13	Greg Sawers		Treasurer	Yes		
14	Cate Shinker			Yes		
15						
16						
17						
18						
19						
20						

2. Total Number of Members Joining Board during the 2014-15 school year

(No response)

3. Total Number of Members Departing the Board during the 2014-15 school year

(No response)

4. According to the School's by-laws, what is the maximum number of trustees that may comprise the governing board?

25

5. How many times did the Board meet during the 2014-15 school year?

Bi-monthly

6. How many times will the Board meet during the 2015-16 school year?

Bi-monthly

Thank you.

Appendix H: Enrollment and Retention Efforts

Success Academy Charter Schools undertake numerous strategies for recruiting and retaining students eligible for the Free and Reduced Price Lunch program (“FRPL”), English Language Learners (“ELL”), and students with special education needs. For the 2014-15 school year, strategies included extensive outreach, including but not limited to:

- Mailings and distributions to residents of the CSD of a school’s location (“in-district residents”), including residents in low-income in-district communities;
- Written applications in five languages (English, Spanish, Chinese, French, and Russian);
- Bilingual flyers dropped in public housing complexes, supermarkets, preschools, and community centers;
- Advertisements and marketing materials (including bilingual advertisements and materials) posted in local newspapers, supermarkets, preschools, community centers, and public housing apartment complexes;
- Tours of existing Success Academy schools; and/or
- Information sessions hosted at public and private venues frequented by families of young children, including daycare and nursery schools.

Success Academy Charter Schools will continue these extensive outreach efforts for the 2015-16 school year, with a focus on reaching typically underserved families within the community, including those targeted by the enrollment and retention targets. Success Academy Charter Schools also work to ensure student retention through strong programs that serve special education, ELL, and FRPL students at a very high level. Further information about our programs and outreach efforts is available in our charter.



Appendix I: Teacher and Administrator Attrition

Last updated: 08/01/2015

Report changes in teacher and administrator staffing.

Page 1

Charter School Name:

Instructions for completing the Teacher and Administrator Attrition Tables

ALL charter schools should provide, for teachers and administrators only, the full time equivalent (FTE) of staff on June 30, 2014, the FTE for added staff from July 1, 2014 through June 30, 2015, and the FTE for any departed staff from July 1, 2014 through June 30, 2015 using the two tables provided.

2013-14 Teacher Attrition Table

	FTE Teachers on June 30, 2014	FTE Teachers Additions 7/1/14 – 6/30/15	FTE Teacher Departures 7/1/14 – 6/30/15
	36	5	0

2013-14 Administrator Position Attrition Table

	FTE Administrator Positions On 6/30/2014	FTE Administrator Additions 7/1/14 – 6/30/15	FTE Administrator Departures 7/1/14 – 6/30/15
	3	0	0

Thank you