



I. SCHOOL INFORMATION AND COVER PAGE (To be Completed By All Charter Schools)

Created: 07/06/2015

Last updated: 07/31/2015

Please be advised that you will need to complete this task first (including signatures) before all of the other tasks assigned to you by your authorizer are visible on your task page. While completing this task, please ensure that you select the correct authorizer or you may not be assigned the correct tasks.

Page 1

1. SCHOOL NAME AND AUTHORIZER

(Select name from the drop down menu)

ICAHN CS 4 (SUNY TRUSTEES) 321100860948

2. CHARTER AUTHORIZER

(For technical reasons, please re-select authorizer name from the drop down menu).

SUNY-Authorized Charter School

3. DISTRICT / CSD OF LOCATION

NYC CSD 11

4. SCHOOL INFORMATION

	PRIMARY ADDRESS	PHONE NUMBER	FAX NUMBER	EMAIL ADDRESS
	1500 Pelham Parkway South Bronx, NY 10461	718-828-0038		██████████.

4a. PHONE CONTACT NUMBER FOR AFTER HOURS EMERGENCIES

Contact Name	Richard Santiago
Title	Dep Sup pf Finance and Operations
Emergency Phone Number (###-###-####)	██████████

5. SCHOOL WEB ADDRESS (URL)

icahncharterschool4.org

6. DATE OF INITIAL CHARTER

2008-12-01 00:00:00

7. DATE FIRST OPENED FOR INSTRUCTION

2009-09-01 00:00:00

8. FINAL VERIFIED BEDS ENROLLMENT FOR THE 2014-15 School Year as reported to Department's Office of Information and Reporting Services (via the NYC DOE for charter schools in NYC) in August.

292

9. GRADES SERVED IN SCHOOL YEAR 2014-15

Check all that apply

Grades Served	K, 1, 2, 3, 4, 5, 6, 7
---------------	------------------------

10. DOES THE SCHOOL CONTRACT WITH A CHARTER OR EDUCATIONAL MANAGEMENT ORGANIZATION?

	Yes/No	Name of CMO/EMO
	No	

Page 2

11. FACILITIES

Will the School maintain or operate multiple sites?

No, just one site.

12. SCHOOL SITES

Please list the sites where the school will operate in 2015-16.

	Physical Address	Phone Number	District/CSD	Grades Served at Site	School at Full Capacity at Site	Facilities Agreement
Site 1 (same as primary site)	1500 Pelham Parkway South Bronx, NY 10461	718-828-0034	CSD 11	KG-7	No	Rent/Lease
Site 2						
Site 3						

12a. Please provide the contact information for Site 1 (same as the primary site).

Name	Work Phone	Alternate Phone	Email Address
------	------------	-----------------	---------------

School Leader	Michelle Allen			
Operational Leader	Richard Santiago			
Compliance Contact	Jeffrey Litt			
Complaint Contact	Jeffrey Litt			

Page 3

14. Were there any revisions to the school's charter during the 2014-2015 school year? (Please include both those that required authorizer approval and those that did not require authorizer approval).

No

15. Name and Position of Individual(s) Who Completed the 2014-15 Annual Report.

Richard Santiago, Dep. Sup. of Finance and Operations

16. Our signatures below attest that all of the information contained herein is truthful and accurate and that this charter school is in compliance with all aspects of its charter, and with all pertinent Federal, State, and local laws, regulations, and rules. We understand that if any information in any part of this report is found to have been deliberately misrepresented, that will constitute grounds for the revocation of our charter. Check **YES if you agree and use the mouse on your PC or the stylus on your mobile device to sign your name).**

Responses Selected:

Yes

Signature, Head of Charter School

Michelle Allen

Signature, President of the Board of Trustees

Julie Goodyear

Thank you.



Appendix A: Link to the New York State School Report Card

Last updated: 07/06/2015

Page 1

Charter School Name:

1. NEW YORK STATE REPORT CARD

Provide a direct URL or web link to the most recent New York State School Report Card for the charter school (See <https://reportcards.nysed.gov/>).

(Charter schools completing year one will not yet have a School Report Card or link to one. Please type "URL is not available" in the space provided).

<http://data.nysed.gov/reportcard.php?year=2014&instid=800000063983>



Appendix B: Total Expenditures and Administrative Expenditures per Child

Last updated: 07/31/2015

Page 1

Charter School Name:

B. Financial Information

This information is required of ALL charter schools. Provide the following measures of fiscal performance of the charter school in Appendix B (Total Expenditures and Administrative Expenditures Per Child):

1. Total Expenditures Per Child

To calculate '**Total Expenditures per Child**' take total expenditures (from the unaudited 2014-15 Schedule of Functional Expenses) and divide by the year end per pupil count. (Integers Only. No dollar signs or commas).

Line 1: Total Expenditures	4972420
Line 2: Year End Per Pupil Count	286
Line 3: Divide Line 1 by Line 2	17386

2. Administrative Expenditures per Child

To calculate '**Administrative Expenditures per Child**' take the relevant portion from the 'personnel services cost' row and the 'management and general' column (from the unaudited 2014-15 Schedule of Functional Expenses) and divide by the year end per pupil count. The relevant portion that must be included in this calculation is defined as follows:

Administrative Expenditures: Administration and management of the charter school includes the activities and personnel of the offices of the chief school officers, the treasurer, the finance or business offices, the purchasing unit, the employee personnel offices, the records management offices, or a public information and services offices. It also includes those administrative and management services provided by other organizations or corporations on behalf of the charter school for which the charter school pays a fee or other compensation.

Please note the following:

- Do not include the FTE of personnel dedicated to administration of the instructional programs.
- Do not include Employee Benefit costs or expenditures in the above calculations.
- A template for the Schedule of Functional Expenses is provided on page 20 of the 2014-15 Annual Report Guidelines to assist schools identify the categories of expenses needed to compute the two per pupil calculations. This template does not need to be completed or submitted on August 1st as it will be submitted November 1st as part of the audited financial statements. Therefore schools should use unaudited amounts for these per pupil calculations. (See the 2014-15 Annual Report Guidelines in "Resources" area of your portal task page).

To calculate '**Administrative Expenditures per Child**' take the relevant portion from the 'personnel services cost' row and the 'management and general' column (from the 2014-15 Schedule of Functional Expenses) and divide by the year end per pupil count. (Integers Only. No dollar signs or commas).

Line 1: Relevant Personnel Services Cost (Row)	537990
Line 2: Management and General Cost (Column)	251477
Line 3: Sum of Line 1 and Line 2	789467
Line 4: Year End Per Pupil Count	286
Line 5: Divide Line 3 by the Year End Per Pupil Count	2760

Thank you.



GENERAL INSTRUCTIONS FOR ANNUAL BUDGET/QUARTERLY REPORT

TEMPLATE TABS


1- GRAY tab contains the Instructions


Instructions	Provides description of tabs and input requirements.
------------------------------	--


2- BLUE tabs require input of information

1.) Name of School	Enter school name, contact information and academic year for the yearly budget and quarterly reports.
2.) Enrollment	Enter enrollment information on this tab. Use for inputting BOTH Annual Budget (& Revisions) and Quarterly Actuals. Includes: >Enrollment by Grade >Enrollment by District
3.) Staffing Plan	Enter staffing plan information on this tab. Use for inputting BOTH Annual Budget (& Revisions) and Quarterly Actuals. Includes: >Full Time Equivalent (FTE), by Position Category, By Quarter >Average Wage, by Position Category, By Quarter
4.) Yearly Budget	Enter data in light blue cells. >Enrollment data and Per Pupil Revenue for the current year are populated based upon input on tab "2.) Enrollment." >Avg FTE and Personnel Costs for current year are populated based upon input on tab "3.) Staffing Plan." >"Pior Year" column may be completed based upon preliminary data, and adjusted with Annual Audited data when the Quarter 2 Actuals are being submitted. >Budget Revisions, as necessary and approved by the school's Board of Directors, should be submitted when submitting Quarterly Actuals.
5.) Balance Sheet	Enter data in light blue cells. >"Pior Year" column may be completed based upon preliminary data, and adjusted with Annual Audited data when the Quarter 2 Actuals are being submitted.
6.) Quarterly Report	Enter data in light blue cells. >Enrollment data and Per Pupil Revenue for the current year are populated based upon input on tab "2.) Enrollment." >Avg FTE and Personnel Costs for current year are populated based upon input on tab "3.) Staffing Plan."
7.) Annual Report Requirement	Complete when submitting Actual Quarter 4.

CELL COLORS & GUIDANCE COMMENTS

 = Enter information into the light BLUE shaded cells.

 = Cells labeled in ORANGE containe guidance regarding the input of information.

 = Cells containing RED triangles in the upper right corner contain "guidance comments" on that particular line item. Please "mouse-over" the triangle to reveal each comment.

Charter Funding Alphabetical By NYS School District
*** (Sum of Charter School Basic Tuition and Supplemental Basic Tuition)**

District Code	School District Name	Final 2014-15 Basic Tuition*	Final 2015-16 Basic Tuition*
--------------------------	-----------------------------	---	---



Charter Schools Institute
The State University of New York

ANNUAL BUDGET & QUARTERLY REPORT TEMPLATE

Icahn Charter School 4

Contact Name: Richard Santiago
Contact Title: Deputy Superintendent of Finance and Operations
Contact Email: [REDACTED]
Contact Phone: [REDACTED]

Current Academic Year: 2015-16

Prior Academic Year: #NAME?

			ANNUAL BUDGET						
			TOTAL DISTRICTS/ENROLLMENT BY QUARTER						
			QUARTER 1		QUARTER 2		QUARTER 3		QUARTER 4
			Original	Revised	Original	Revised	Original	Revised	Original
NUMBER OF SCHOOL DISTRICTS ENROLLED:		0	2	0	2	0	2	0	2
NUMBER OF STUDENTS ENROLLED:		0	324	0	324	0	324	0	324

		PRIOR YEAR #NAME?	ANNUAL BUDGET ENROLLMENT BY QUARTER							
			QUARTER 1		QUARTER 2		QUARTER 3		QUAR	
PRIMARY/OTHER	DISTRICT NAME(S)	Actual Enrollment	Original Budgeted Enrollment	Revised Budgeted Enrollment	Original Budgeted Enrollment	Revised Budgeted Enrollment	Original Budgeted Enrollment	Revised Budgeted Enrollment	Original Budgeted Enrollment	
PRIMARY District	NYC CHANCELLOR'S OFFICE		321		321		321		321	
SECONDARY District	MT VERNON SCHOOL DISTRICT		3		3		3		3	

PRIMARY/OTHER	DISTRICT NAME(S)
PRIMARY District	NYC CHANCELLOR'S OFFICE
SECONDARY District	MT VERNON SCHOOL DISTRICT
Other District 3	(Select from drop-down list)
Other District 4	(Select from drop-down list)
Other District 5	(Select from drop-down list)
Other District 6	(Select from drop-down list)
Other District 7	(Select from drop-down list)
Other District 8	(Select from drop-down list)
Other District 9	(Select from drop-down list)
Other District 10	(Select from drop-down list)
Other District 11	(Select from drop-down list)
Other District 12	(Select from drop-down list)
Other District 13	(Select from drop-down list)
Other District 14	(Select from drop-down list)
Other District 15	(Select from drop-down list)
Other District 16	(Select from drop-down list)
Other District 17	(Select from drop-down list)
Other District 18	(Select from drop-down list)
Other District 19	(Select from drop-down list)
Other District 20	(Select from drop-down list)
Other District 21	(Select from drop-down list)
Other District 22	(Select from drop-down list)
Other District 23	(Select from drop-down list)
Other District 24	(Select from drop-down list)
Other District 25	(Select from drop-down list)
Other District 26	(Select from drop-down list)
Other District 27	(Select from drop-down list)
Other District 28	(Select from drop-down list)
Other District 29	(Select from drop-down list)
Other District 30	(Select from drop-down list)
Other District 31	(Select from drop-down list)
Other District 32	(Select from drop-down list)
Other District 33	(Select from drop-down list)
Other District 34	(Select from drop-down list)
Other District 35	(Select from drop-down list)
Other District 36	(Select from drop-down list)
Other District 37	(Select from drop-down list)
Other District 38	(Select from drop-down list)
Other District 39	(Select from drop-down list)
Other District 40	(Select from drop-down list)
Other District 41	(Select from drop-down list)
Other District 42	(Select from drop-down list)
Other District 43	(Select from drop-down list)
Other District 44	(Select from drop-down list)
Other District 45	(Select from drop-down list)
Other District 46	(Select from drop-down list)
Other District 47	(Select from drop-down list)
Other District 48	(Select from drop-down list)
Other District 49	(Select from drop-down list)
Other District 50	(Select from drop-down list)

8	9	10	11	12
34				

ACTUAL QUARTERLY TOTAL DISTRICTS/ENROLLMENT				
QUARTER 4	QUARTER 1	QUARTER 2	QUARTER 3	QUARTER 4
Revised	Actual	Actual	Actual	Actual
0	0	0	0	0
0	0	0	0	0
COMPLETELY				
pleted.				
ACTUAL ENROLLMENT BY QUARTER				
QUARTER 4	QUARTER 1	QUARTER 2	QUARTER 3	QUARTER 4
Revised	Actual	Actual	Actual	Actual
Budgeted	Enrollment	Enrollment	Enrollment	Enrollment
Enrollment				

STAFFING PLAN - FULL TIME EQUIVALENT

***NOTE:** If there are NO budget revisions at the time of quarterly submittal leave the 'REVISED' Column(s) COMPLETE. IF the Revised Budget column IS utilized, the ENTIRE column should be completed for both the FTE and WAGES sections.

ADMINISTRATIVE PERSONNEL FTE		ANNUAL BUDGETED FTE							
*NOTE: Enter the number of FTE positions in the "blue" cells.		Q1		Q2		Q3		Q4	
	ACTUAL	Original	Revised	Original	Revised	Original	Revised	Original	Revised
Executive Management	0.4	0.3		0.3		0.3		0.3	
Instructional Management	1.0	1.0		1.0		1.0		1.0	
Deans, Directors & Coordinators	0.2	1.6		1.6		1.6		1.6	
CFO / Director of Finance	0.2	0.2		0.2		0.2		0.2	
Operation / Business Manager	1.2	1.2		1.2		1.2		1.2	
Administrative Staff	2.7	2.7		2.7		2.7		2.7	
TOTAL ADMINISTRATIVE STAFF	5.6	7.0	0.0	7.0	0.0	7.0	0.0	7.0	0.0
INSTRUCTIONAL PERSONNEL FTE		ANNUAL BUDGETED FTE							
*NOTE: Enter the number of FTE positions in the "blue" cells.		Q1		Q2		Q3		Q4	
	ACTUAL	Original	Revised	Original	Revised	Original	Revised	Original	Revised
Teachers - Regular	20.5	25.0		25.0		25.0		25.0	
Teachers - SPED	0.0	0.0		0.0		0.0		0.0	
Substitute Teachers	0.0	0.0		0.0		0.0		0.0	
Teaching Assistants	0.0	0.0		0.0		0.0		0.0	
Specialty Teachers	2.0	3.0		3.0		3.0		3.0	
Aides	2.0	2.0		2.0		2.0		2.0	
Therapists & Counselors	1.0	1.0		1.0		1.0		1.0	
Other	0.0	0.0		0.0		0.0		0.0	
TOTAL INSTRUCTIONAL	25.5	31.0	0.0	31.0	0.0	31.0	0.0	31.0	0.0
NON-INSTRUCTIONAL PERSONNEL FTE		ANNUAL BUDGETED FTE							
*NOTE: Enter the number of FTE positions in the "blue" cells.		Q1		Q2		Q3		Q4	
	ACTUAL	Original	Revised	Original	Revised	Original	Revised	Original	Revised
Nurse	0.0	0.0		0.0		0.0		0.0	
Librarian	0.7	0.7		0.7		0.7		0.7	
Custodian	2.3	2.3		2.3		2.3		2.3	
Security	1.3	1.3		1.3		1.3		1.3	
Other	5.0	5.0		5.0		5.0		5.0	
TOTAL NON-INSTRUCTIONAL	9.3	9.3	0.0	9.3	0.0	9.3	0.0	9.3	0.0
TOTAL PERSONNEL SERVICE FTE	40.4	47.3	0.0	47.3	0.0	47.3	0.0	47.3	0.0

STAFFING PLAN - WAGES

ADMINISTRATIVE PERSONNEL WAGES		ANNUAL BUDGETED WAGES						
*NOTE: Enter the average salary for each category in the "blue" cells.	2014-15	Q1		Q2		Q3		Q
	ACTUAL	Original	Revised	Original	Revised	Original	Revised	Original
Executive Management		Err:510		Err:510		Err:510		Err:510
Instructional Management		Err:510		Err:510		Err:510		Err:510
Deans, Directors & Coordinators		Err:510		Err:510		Err:510		Err:510
CFO / Director of Finance		Err:510		Err:510		Err:510		Err:510
Operation / Business Manager		Err:510		Err:510		Err:510		Err:510
Administrative Staff		Err:510		Err:510		Err:510		Err:510
INSTRUCTIONAL PERSONNEL WAGES		ANNUAL BUDGETED WAGES						
*NOTE: Enter the average salary for each category in the "blue" cells.	2014-15	Q1		Q2		Q3		Q
	ACTUAL	Original	Revised	Original	Revised	Original	Revised	Original
Teachers - Regular		Err:510		Err:510		Err:510		Err:510
Teachers - SPED		Err:510		Err:510		Err:510		Err:510
Substitute Teachers				0.0		0.0		0.0
Teaching Assistants				0.0		0.0		0.0
Specialty Teachers		Err:510		Err:510		Err:510		Err:510
Aides		Err:510		Err:510		Err:510		Err:510
Therapists & Counselors		Err:510		Err:510		Err:510		Err:510
Other				0.0		0.0		0.0
NON-INSTRUCTIONAL PERSONNEL WAGES		ANNUAL BUDGETED WAGES						
*NOTE: Enter the average salary for each category in the "blue" cells.	2014-15	Q1		Q2		Q3		Q
	ACTUAL	Original	Revised	Original	Revised	Original	Revised	Original
Nurse				0.0		0.0		0.0
Librarian		Err:510		Err:510		Err:510		Err:510
Custodian		Err:510		Err:510		Err:510		Err:510
Security		Err:510		Err:510		Err:510		Err:510
Other		Err:510		Err:510		Err:510		Err:510

NT ("FTE")	
------------	--

TELY BLANK.
ctions.

***NOTE:** State the assumptions that are being made for personnel FTE levels in the section provided below.

ADMINISTRATIVE PERSONNEL FTE	
*NOTE: Enter the number of FTE positions in the "blue" cells.	4
	Revised
Executive Management	
Instructional Management	
Deans, Directors & Coordinators	
CFO / Director of Finance	
Operation / Business Manager	
Administrative Staff	
TOTAL ADMINISTRATIVE STAFF	0.0
INSTRUCTIONAL PERSONNEL FTE	
*NOTE: Enter the number of FTE positions in the "blue" cells.	4
	Revised
Teachers - Regular	
Teachers - SPED	
Substitute Teachers	
Teaching Assistants	
Specialty Teachers	
Aides	
Therapists & Counselors	
Other	
TOTAL INSTRUCTIONAL	0.0
NON-INSTRUCTIONAL PERSONNEL FTE	
*NOTE: Enter the number of FTE positions in the "blue" cells.	4
	Revised
Nurse	
Librarian	
Custodian	
Security	
Other	
TOTAL NON-INSTRUCTIONAL	0.0
TOTAL PERSONNEL SERVICE FTE	
	0.0

ACTUAL QUARTERLY FTE			
Q1 Actual	Q2 Actual	Q3 Actual	Q4 Actual
0.0	0.0	0.0	0.0
ACTUAL QUARTERLY FTE			
Q1 Actual	Q2 Actual	Q3 Actual	Q4 Actual
0.0	0.0	0.0	0.0
ACTUAL QUARTERLY FTE			
Q1 Actual	Q2 Actual	Q3 Actual	Q4 Actual
0.0	0.0	0.0	0.0
0.0	0.0	0.0	0.0

[illegible]

ICAHN CHARTER SCHOOL 4
Budget / Operating Plan
2015-16

Total Revenue	-	#NAME?	#NAME?	#NAME?	#NAME?	#NAME?	#NAME?	#NAME?
Total Expenses	-	Err:510	#NAME?	#NAME?	Err:510	#NAME?	#NAME?	Err:510
Net Income	-	#NAME?	#NAME?	#NAME?	#NAME?	#NAME?	#NAME?	#NAME?
Actual Student Enrollment	-	324	-	-	324	-	-	324
	Prior Year Actual	1st Quarter - 7/1 - 9/30			2nd Quarter - 10/1 - 12/31			3rd Quarter
	#NAME?	Original Budget	Revised Budget	Variance	Original Budget	Revised Budget	Variance	Original Budget
REVENUE	NOTE* If there are NO budget revisions at the time of quarterly submittal leave 'REVIS' If Revised Budget column is utilized, the entire column MUST be filled in.							
REVENUES FROM STATE SOURCES	2015-16							
Per Pupil Revenue	Per Pupil Rate							
NYC CHANCELLOR'S OFFICE	#NAME?	-	#NAME?	#NAME?	#NAME?	#NAME?	#NAME?	#NAME?
MT VERNON SCHOOL DISTRICT	#NAME?	-	#NAME?	#NAME?	#NAME?	#NAME?	#NAME?	#NAME?
-	#N/A	-	#N/A	#NAME?	#N/A	#N/A	#NAME?	#N/A
-	#N/A	-	#N/A	#NAME?	#N/A	#N/A	#NAME?	#N/A
-	#N/A	-	#N/A	#NAME?	#N/A	#N/A	#NAME?	#N/A
-	#N/A	-	#N/A	#NAME?	#N/A	#N/A	#NAME?	#N/A
-	#N/A	-	#N/A	#NAME?	#N/A	#N/A	#NAME?	#N/A
-	#N/A	-	#N/A	#NAME?	#N/A	#N/A	#NAME?	#N/A
-	#N/A	-	#N/A	#NAME?	#N/A	#N/A	#NAME?	#N/A
-	#N/A	-	#N/A	#NAME?	#N/A	#N/A	#NAME?	#N/A
-	#N/A	-	#N/A	#NAME?	#N/A	#N/A	#NAME?	#N/A
-	#N/A	-	#N/A	#NAME?	#N/A	#N/A	#NAME?	#N/A
-	#N/A	-	#N/A	#NAME?	#N/A	#N/A	#NAME?	#N/A
-	#N/A	-	#N/A	#NAME?	#N/A	#N/A	#NAME?	#N/A
-	#N/A	-	#N/A	#NAME?	#N/A	#N/A	#NAME?	#N/A
-	#N/A	-	#N/A	#NAME?	#N/A	#N/A	#NAME?	#N/A
-	#N/A	-	#N/A	#NAME?	#N/A	#N/A	#NAME?	#N/A
-	#N/A	-	#N/A	#NAME?	#N/A	#N/A	#NAME?	#N/A
ALL OTHER School Districts: (Weighted Avg)	#N/A	-	#N/A	#NAME?	#N/A	#N/A	#NAME?	#N/A
TOTAL Per Pupil Revenue (Weighted Average Per Pupil Funding)	#NAME?	-	#NAME?	#NAME?	#NAME?	#NAME?	#NAME?	#NAME?
Special Education Revenue		-	2,331	-	#NAME?	6,993	-	#NAME?
Grants		-	-	-	#NAME?	-	-	#NAME?
Stimulus		-	-	-	#NAME?	-	-	#NAME?
DYCD (Department of Youth and Community Development)		-	-	-	#NAME?	-	-	#NAME?
Other		-	-	-	#NAME?	-	-	#NAME?
Other		-	(209,167)	-	#NAME?	37,988	-	#NAME?
TOTAL REVENUE FROM STATE SOURCES		-	#NAME?	#NAME?	#NAME?	#NAME?	#NAME?	#NAME?
REVENUE FROM FEDERAL FUNDING		-	-	-	#NAME?	-	-	#NAME?
IDEA Special Needs		-	18,522	-	#NAME?	57,240	-	#NAME?
Title I		-	803	-	#NAME?	2,408	-	#NAME?
Title Funding - Other		-	-	-	#NAME?	-	-	#NAME?
School Food Service (Free Lunch)		-	-	-	#NAME?	-	-	#NAME?
Grants		-	-	-	#NAME?	-	-	#NAME?
Charter School Program (CSP) Planning & Implementation		-	30,000	-	#NAME?	-	-	#NAME?
Other		-	-	-	#NAME?	-	-	#NAME?
Other		-	-	-	#NAME?	-	-	#NAME?
TOTAL REVENUE FROM FEDERAL SOURCES		-	49,325	-	#NAME?	59,648	-	#NAME?
LOCAL and OTHER REVENUE		-	191,610	-	#NAME?	189,610	-	#NAME?
Contributions and Donations		-	-	-	#NAME?	-	-	#NAME?
Fundraising		-	2,494	-	#NAME?	2,494	-	#NAME?
Erate Reimbursement		-	-	-	#NAME?	-	-	#NAME?
Earnings on Investments		-	80	-	#NAME?	80	-	#NAME?
Interest Income		-	-	-	#NAME?	-	-	#NAME?
Food Service (Income from meals)		-	2,844	-	#NAME?	8,531	-	#NAME?
Text Book		-	-	-	#NAME?	-	-	#NAME?
OTHER		-	-	-	#NAME?	-	-	#NAME?
TOTAL REVENUE FROM LOCAL and OTHER SOURCES		-	197,027	-	#NAME?	200,715	-	#NAME?
TOTAL REVENUE		-	#NAME?	#NAME?	#NAME?	#NAME?	#NAME?	#NAME?

ICAHN CHARTER SCHOOL 4
Budget / Operating Plan
2015-16

Total Revenue	-	#NAME?	#NAME?	#NAME?	#NAME?	#NAME?	#NAME?	#NAME?
Total Expenses	-	Err:510	#NAME?	#NAME?	Err:510	#NAME?	#NAME?	Err:510
Net Income	-	#NAME?	#NAME?	#NAME?	#NAME?	#NAME?	#NAME?	#NAME?
Actual Student Enrollment	-	324	-	-	324	-	-	324
	Prior Year Actual	1st Quarter - 7/1 - 9/30			2nd Quarter - 10/1 - 12/31			3rd Quarter
	#NAME?	Original Budget	Revised Budget	Variance	Original Budget	Revised Budget	Variance	Original Budget
EXPENSES								
ADMINISTRATIVE STAFF PERSONNEL COSTS	Avg. No. of Positions							
Executive Management	0.32	-	Err:510	-	#NAME?	Err:510	-	#NAME?
Instructional Management	1.00	-	Err:510	-	#NAME?	Err:510	-	#NAME?
Deans, Directors & Coordinators	1.64	-	Err:510	-	#NAME?	Err:510	-	#NAME?
CFO / Director of Finance	0.16	-	Err:510	-	#NAME?	Err:510	-	#NAME?
Operation / Business Manager	1.20	-	Err:510	-	#NAME?	Err:510	-	#NAME?
Administrative Staff	2.66	-	Err:510	-	#NAME?	Err:510	-	#NAME?
TOTAL ADMINISTRATIVE STAFF	6.98	-	Err:510	-	#NAME?	Err:510	-	#NAME?
INSTRUCTIONAL PERSONNEL COSTS								
Teachers - Regular	25.00	-	Err:510	-	#NAME?	Err:510	-	#NAME?
Teachers - SPED	0.01	-	Err:510	-	#NAME?	Err:510	-	#NAME?
Substitute Teachers	-	-	-	-	#NAME?	-	-	#NAME?
Teaching Assistants	-	-	-	-	#NAME?	-	-	#NAME?
Specialty Teachers	3.00	-	Err:510	-	#NAME?	Err:510	-	#NAME?
Aides	2.00	-	Err:510	-	#NAME?	Err:510	-	#NAME?
Therapists & Counselors	1.00	-	Err:510	-	#NAME?	Err:510	-	#NAME?
Other	-	-	-	-	#NAME?	-	-	#NAME?
TOTAL INSTRUCTIONAL	31.01	-	Err:510	-	#NAME?	Err:510	-	#NAME?
NON-INSTRUCTIONAL PERSONNEL COSTS								
Nurse	-	-	-	-	#NAME?	-	-	#NAME?
Librarian	0.70	-	Err:510	-	#NAME?	Err:510	-	#NAME?
Custodian	2.30	-	Err:510	-	#NAME?	Err:510	-	#NAME?
Security	1.30	-	Err:510	-	#NAME?	Err:510	-	#NAME?
Other	5.00	-	Err:510	-	#NAME?	Err:510	-	#NAME?
TOTAL NON-INSTRUCTIONAL	9.30	-	Err:510	-	#NAME?	Err:510	-	#NAME?
SUBTOTAL PERSONNEL SERVICE COSTS	47.29	-	Err:510	-	#NAME?	Err:510	-	#NAME?
PAYROLL TAXES AND BENEFITS								
Payroll Taxes		-	37,282	-	#NAME?	66,885	-	#NAME?
Fringe / Employee Benefits		-	45,674	-	#NAME?	86,670	-	#NAME?
Retirement / Pension		-	12,669	-	#NAME?	22,771	-	#NAME?
TOTAL PAYROLL TAXES AND BENEFITS		-	95,624	-	#NAME?	176,326	-	#NAME?
TOTAL PERSONNEL SERVICE COSTS	47.29	-	Err:510	-	#NAME?	Err:510	-	#NAME?
CONTRACTED SERVICES								
Accounting / Audit		-	720	-	#NAME?	24,500	-	#NAME?
Legal		-	150	-	#NAME?	450	-	#NAME?
Management Company Fee		-		-	#NAME?		-	#NAME?
Nurse Services		-		-	#NAME?		-	#NAME?
Food Service / School Lunch		-		-	#NAME?		-	#NAME?
Payroll Services		-	1,486	-	#NAME?	1,486	-	#NAME?
Special Ed Services		-	2,331	-	#NAME?	6,993	-	#NAME?
Titlement Services (i.e. Title I)		-	6,800	-	#NAME?	20,400	-	#NAME?
Other Purchased / Professional / Consulting		-	11,443	-	#NAME?	29,429	-	#NAME?
TOTAL CONTRACTED SERVICES		-	22,930	-	#NAME?	83,258	-	#NAME?

ICAHN CHARTER SCHOOL 4
Budget / Operating Plan
2015-16

Total Revenue	-	#NAME?	#NAME?	#NAME?	#NAME?	#NAME?	#NAME?	#NAME?
Total Expenses	-	Err:510	#NAME?	#NAME?	Err:510	#NAME?	#NAME?	Err:510
Net Income	-	#NAME?	#NAME?	#NAME?	#NAME?	#NAME?	#NAME?	#NAME?
Actual Student Enrollment	-	324	-	-	324	-	-	324
	Prior Year Actual	1st Quarter - 7/1 - 9/30			2nd Quarter - 10/1 - 12/31			3rd Quarter
	#NAME?	Original Budget	Revised Budget	Variance	Original Budget	Revised Budget	Variance	Original Budget
ENROLLMENT - *School Districts Are Linked To Above Entries* Number of Districts: NYC CHANCELLOR'S OFFICE MT VERNON SCHOOL DISTRICT - - - - - - - - - - - - - - - - - - ALL OTHER School Districts: (Weighted Avg)	-	2	-	-	2	-	-	2
	-	321	-	-	321	-	-	321
	-	3	-	-	3	-	-	3
	-	-	-	-	-	-	-	-
	-	-	-	-	-	-	-	-
	-	-	-	-	-	-	-	-
	-	-	-	-	-	-	-	-
	-	-	-	-	-	-	-	-
	-	-	-	-	-	-	-	-
	-	-	-	-	-	-	-	-
	-	-	-	-	-	-	-	-
	-	-	-	-	-	-	-	-
	-	-	-	-	-	-	-	-
	-	-	-	-	-	-	-	-
	-	-	-	-	-	-	-	-
	-	-	-	-	-	-	-	-
	-	-	-	-	-	-	-	-
	-	-	-	-	-	-	-	-
	-	-	-	-	-	-	-	-
	-	-	-	-	-	-	-	-
	-	-	-	-	-	-	-	-
TOTAL ENROLLMENT	-	324	-	-	324	-	-	324
REVENUE PER PUPIL	-	#NAME?	-	#NAME?	#NAME?	-	#NAME?	#NAME?
EXPENSES PER PUPIL	-	Err:510	-	#NAME?	Err:510	-	#NAME?	Err:510

Total Revenue	#NAME?	#NAME?	#NAME?	#NAME?	#NAME?
Total Expenses	#NAME?	#NAME?	Err:510	#NAME?	#NAME?
Net Income	#NAME?	#NAME?	#NAME?	#NAME?	#NAME?
Actual Student Enrollment	-	-	324	-	-
	Quarter - 1/1 - 3/31		4th Quarter - 4/1 - 6/30		
	Revised Budget	Variance	Original Budget	Revised Budget	Variance
REVENUE	SED' Column(s) COMPLETELY BLANK. ST be completed.				
REVENUES FROM STATE SOURCES	2015-16				
Per Pupil Revenue	Per Pupil Rate				
NYC CHANCELLOR'S OFFICE	#NAME?	#NAME?	#NAME?	#NAME?	#NAME?
MT VERNON SCHOOL DISTRICT	#NAME?	#NAME?	#NAME?	#NAME?	#NAME?
-	#N/A	#NAME?	#N/A	#N/A	#NAME?
-	#N/A	#NAME?	#N/A	#N/A	#NAME?
-	#N/A	#NAME?	#N/A	#N/A	#NAME?
-	#N/A	#NAME?	#N/A	#N/A	#NAME?
-	#N/A	#NAME?	#N/A	#N/A	#NAME?
-	#N/A	#NAME?	#N/A	#N/A	#NAME?
-	#N/A	#NAME?	#N/A	#N/A	#NAME?
-	#N/A	#NAME?	#N/A	#N/A	#NAME?
-	#N/A	#NAME?	#N/A	#N/A	#NAME?
-	#N/A	#NAME?	#N/A	#N/A	#NAME?
-	#N/A	#NAME?	#N/A	#N/A	#NAME?
-	#N/A	#NAME?	#N/A	#N/A	#NAME?
-	#N/A	#NAME?	#N/A	#N/A	#NAME?
-	#N/A	#NAME?	#N/A	#N/A	#NAME?
ALL OTHER School Districts: (Weighted Avg)	#N/A	#NAME?	#N/A	#N/A	#NAME?
TOTAL Per Pupil Revenue (Weighted Average Per Pupil Funding)	#NAME?	#NAME?	#NAME?	#NAME?	#NAME?
Special Education Revenue	-	#NAME?	6,993	-	#NAME?
Grants					
Stimulus	-	#NAME?	-	-	#NAME?
DYCD (Department of Youth and Community Development)	-	#NAME?	-	-	#NAME?
Other	-	#NAME?	-	-	#NAME?
Other	-	#NAME?	37,988	-	#NAME?
TOTAL REVENUE FROM STATE SOURCES	#NAME?	#NAME?	#NAME?	#NAME?	#NAME?
REVENUE FROM FEDERAL FUNDING					
IDEA Special Needs	-	#NAME?	-	-	#NAME?
Title I	-	#NAME?	47,257	-	#NAME?
Title Funding - Other	-	#NAME?	2,408	-	#NAME?
School Food Service (Free Lunch)	-	#NAME?	-	-	#NAME?
Grants					
Charter School Program (CSP) Planning & Implementation	-	#NAME?	-	-	#NAME?
Other	-	#NAME?	-	-	#NAME?
Other	-	#NAME?	-	-	#NAME?
TOTAL REVENUE FROM FEDERAL SOURCES	-	#NAME?	49,666	-	#NAME?
LOCAL and OTHER REVENUE					
Contributions and Donations	-	#NAME?	191,610	-	#NAME?
Fundraising	-	#NAME?		-	#NAME?
Erate Reimbursement	-	#NAME?	2,494	-	#NAME?
Earnings on Investments	-	#NAME?		-	#NAME?
Interest Income	-	#NAME?	80	-	#NAME?
Food Service (Income from meals)	-	#NAME?		-	#NAME?
Text Book	-	#NAME?	5,687	-	#NAME?
OTHER	-	#NAME?	-	-	#NAME?
TOTAL REVENUE FROM LOCAL and OTHER SOURCES	-	#NAME?	199,871	-	#NAME?
TOTAL REVENUE	#NAME?	#NAME?	#NAME?	#NAME?	#NAME?

Total Revenue		#NAME?	#NAME?	#NAME?	#NAME?	#NAME?
Total Expenses		#NAME?	#NAME?	Err:510	#NAME?	#NAME?
Net Income		#NAME?	#NAME?	#NAME?	#NAME?	#NAME?
Actual Student Enrollment		-	-	324	-	-
		Quarter - 1/1 - 3/31		4th Quarter - 4/1 - 6/30		
		Revised Budget	Variance	Original Budget	Revised Budget	Variance
EXPENSES						
ADMINISTRATIVE STAFF PERSONNEL COSTS		Avg. No. of Positions				
Executive Management	0.32	-	#NAME?	Err:510	-	#NAME?
Instructional Management	1.00	-	#NAME?	Err:510	-	#NAME?
Deans, Directors & Coordinators	1.64	-	#NAME?	Err:510	-	#NAME?
CFO / Director of Finance	0.16	-	#NAME?	Err:510	-	#NAME?
Operation / Business Manager	1.20	-	#NAME?	Err:510	-	#NAME?
Administrative Staff	2.66	-	#NAME?	Err:510	-	#NAME?
TOTAL ADMINISTRATIVE STAFF	6.98	-	#NAME?	Err:510	-	#NAME?
INSTRUCTIONAL PERSONNEL COSTS						
Teachers - Regular	25.00	-	#NAME?	Err:510	-	#NAME?
Teachers - SPED	0.01	-	#NAME?	Err:510	-	#NAME?
Substitute Teachers	-	-	#NAME?	-	-	#NAME?
Teaching Assistants	-	-	#NAME?	-	-	#NAME?
Specialty Teachers	3.00	-	#NAME?	Err:510	-	#NAME?
Aides	2.00	-	#NAME?	Err:510	-	#NAME?
Therapists & Counselors	1.00	-	#NAME?	Err:510	-	#NAME?
Other	-	-	#NAME?	-	-	#NAME?
TOTAL INSTRUCTIONAL	31.01	-	#NAME?	Err:510	-	#NAME?
NON-INSTRUCTIONAL PERSONNEL COSTS						
Nurse	-	-	#NAME?	-	-	#NAME?
Librarian	0.70	-	#NAME?	Err:510	-	#NAME?
Custodian	2.30	-	#NAME?	Err:510	-	#NAME?
Security	1.30	-	#NAME?	Err:510	-	#NAME?
Other	5.00	-	#NAME?	Err:510	-	#NAME?
TOTAL NON-INSTRUCTIONAL	9.30	-	#NAME?	Err:510	-	#NAME?
SUBTOTAL PERSONNEL SERVICE COSTS		-	#NAME?	Err:510	-	#NAME?
PAYROLL TAXES AND BENEFITS						
Payroll Taxes		-	#NAME?	75,378	-	#NAME?
Fringe / Employee Benefits		-	#NAME?	86,670	-	#NAME?
Retirement / Pension		-	#NAME?	25,666	-	#NAME?
TOTAL PAYROLL TAXES AND BENEFITS		-	#NAME?	187,714	-	#NAME?
TOTAL PERSONNEL SERVICE COSTS		-	#NAME?	Err:510	-	#NAME?
CONTRACTED SERVICES						
Accounting / Audit		-	#NAME?	-	-	#NAME?
Legal		-	#NAME?	450	-	#NAME?
Management Company Fee		-	#NAME?		-	#NAME?
Nurse Services		-	#NAME?		-	#NAME?
Food Service / School Lunch		-	#NAME?		-	#NAME?
Payroll Services		-	#NAME?	1,486	-	#NAME?
Special Ed Services		-	#NAME?	6,993	-	#NAME?
Titement Services (i.e. Title I)		-	#NAME?	20,400	-	#NAME?
Other Purchased / Professional / Consulting		-	#NAME?	21,929	-	#NAME?
TOTAL CONTRACTED SERVICES		-	#NAME?	51,258	-	#NAME?

Total Revenue	#NAME?	#NAME?	#NAME?	#NAME?	#NAME?
Total Expenses	#NAME?	#NAME?	Err:510	#NAME?	#NAME?
Net Income	#NAME?	#NAME?	#NAME?	#NAME?	#NAME?
Actual Student Enrollment	-	-	324	-	-
	Quarter - 1/1 - 3/31		4th Quarter - 4/1 - 6/30		
	Revised Budget	Variance	Original Budget	Revised Budget	Variance
SCHOOL OPERATIONS					
Board Expenses	-	#NAME?		-	#NAME?
Classroom / Teaching Supplies & Materials	-	#NAME?	27,399	-	#NAME?
Special Ed Supplies & Materials	-	#NAME?	380	-	#NAME?
Textbooks / Workbooks	-	#NAME?	-	-	#NAME?
Supplies & Materials other	-	#NAME?		-	#NAME?
Equipment / Furniture	-	#NAME?	-	-	#NAME?
Telephone	-	#NAME?	1,922	-	#NAME?
Technology	-	#NAME?	27,234	-	#NAME?
Student Testing & Assessment	-	#NAME?	-	-	#NAME?
Field Trips	-	#NAME?	9,050	-	#NAME?
Transportation (student)	-	#NAME?	7,200	-	#NAME?
Student Services - other	-	#NAME?		-	#NAME?
Office Expense	-	#NAME?	12,630	-	#NAME?
Staff Development	-	#NAME?		-	#NAME?
Staff Recruitment	-	#NAME?		-	#NAME?
Student Recruitment / Marketing	-	#NAME?	-	-	#NAME?
School Meals / Lunch	-	#NAME?	2,100	-	#NAME?
Travel (Staff)	-	#NAME?		-	#NAME?
Fundraising	-	#NAME?		-	#NAME?
Other	-	#NAME?	4,907	-	#NAME?
TOTAL SCHOOL OPERATIONS	-	#NAME?	92,821	-	#NAME?
FACILITY OPERATION & MAINTENANCE					
Insurance	-	#NAME?	14,571	-	#NAME?
Janitorial	-	#NAME?	5,400	-	#NAME?
Building and Land Rent / Lease / Facility Finance Interest	-	#NAME?	189,610	-	#NAME?
Repairs & Maintenance	-	#NAME?	14,499	-	#NAME?
Equipment / Furniture	-	#NAME?		-	#NAME?
Security	-	#NAME?	4,158	-	#NAME?
Utilities	-	#NAME?	30,600	-	#NAME?
TOTAL FACILITY OPERATION & MAINTENANCE	-	#NAME?	258,838	-	#NAME?
DEPRECIATION & AMORTIZATION	-	#NAME?	26,124	-	#NAME?
RESERVES / CONTINGENCY	-	#NAME?	-	-	#NAME?
TOTAL EXPENSES	-	#NAME?	Err:510	-	#NAME?
NET INCOME	#NAME?	#NAME?	#NAME?	#NAME?	#NAME?

Total Revenue	#NAME?	#NAME?	#NAME?	#NAME?	#NAME?
Total Expenses	#NAME?	#NAME?	Err:510	#NAME?	#NAME?
Net Income	#NAME?	#NAME?	#NAME?	#NAME?	#NAME?
Actual Student Enrollment	-	-	324	-	-
Quarter - 1/1 - 3/31			4th Quarter - 4/1 - 6/30		
	Revised Budget	Variance	Original Budget	Revised Budget	Variance
ENROLLMENT - *School Districts Are Linked To Above Entries*					
Number of Districts:	-	-	2	-	-
NYC CHANCELLOR'S OFFICE	-	-	321	-	-
MT VERNON SCHOOL DISTRICT	-	-	3	-	-
-	-	-	-	-	-
-	-	-	-	-	-
-	-	-	-	-	-
-	-	-	-	-	-
-	-	-	-	-	-
-	-	-	-	-	-
-	-	-	-	-	-
-	-	-	-	-	-
-	-	-	-	-	-
-	-	-	-	-	-
-	-	-	-	-	-
-	-	-	-	-	-
ALL OTHER School Districts: (Weighted Avg)	-	-	-	-	-
TOTAL ENROLLMENT	-	-	324	-	-
REVENUE PER PUPIL					
	-	#NAME?	#NAME?	-	#NAME?
EXPENSES PER PUPIL					
	-	#NAME?	Err:510	-	#NAME?

ICAHN CHARTER SCHOOL Budget / Operating 2015-16				
Total Revenue	#NAME?	#NAME?	#NAME?	#NAME?
Total Expenses	Err:510	#NAME?	Err:510	#NAME?
Net Income	#NAME?	#NAME?	#NAME?	#NAME?
Actual Student Enrollment				
	Total Year			VARIANCE
	Original Budget	Revised Budget	Variance	Original Budget vs. PY Budget
				Revised Budget vs. PY Budget
REVENUE				
REVENUES FROM STATE SOURCES				
Per Pupil Revenue	2015-16			
NYC CHANCELLOR'S OFFICE	Per Pupil Rate			
MT VERNON SCHOOL DISTRICT	#NAME?	#NAME?	#NAME?	#NAME?
-	#NAME?	#NAME?	#NAME?	#NAME?
-	#N/A	#NAME?	#NAME?	#NAME?
-	#N/A	#NAME?	#NAME?	#NAME?
-	#N/A	#NAME?	#NAME?	#NAME?
-	#N/A	#NAME?	#NAME?	#NAME?
-	#N/A	#NAME?	#NAME?	#NAME?
-	#N/A	#NAME?	#NAME?	#NAME?
-	#N/A	#NAME?	#NAME?	#NAME?
-	#N/A	#NAME?	#NAME?	#NAME?
-	#N/A	#NAME?	#NAME?	#NAME?
-	#N/A	#NAME?	#NAME?	#NAME?
-	#N/A	#NAME?	#NAME?	#NAME?
-	#N/A	#NAME?	#NAME?	#NAME?
-	#N/A	#NAME?	#NAME?	#NAME?
-	#N/A	#NAME?	#NAME?	#NAME?
ALL OTHER School Districts: (Weighted Avg)	#N/A	#NAME?	#NAME?	#NAME?
TOTAL Per Pupil Revenue (Weighted Average Per Pupil Funding)	#NAME?	#NAME?	#NAME?	#NAME?
Special Education Revenue	23,310	#NAME?	#NAME?	23,310
Grants				
Stimulus	-	#NAME?	#NAME?	-
DYCD (Department of Youth and Community Development)	-	#NAME?	#NAME?	-
Other	-	#NAME?	#NAME?	-
Other	(95,203)	#NAME?	#NAME?	(95,203)
TOTAL REVENUE FROM STATE SOURCES	#NAME?	#NAME?	#NAME?	#NAME?
REVENUE FROM FEDERAL FUNDING				
IDEA Special Needs	-	#NAME?	#NAME?	-
Title I	177,085	#NAME?	#NAME?	177,085
Title Funding - Other	8,028	#NAME?	#NAME?	8,028
School Food Service (Free Lunch)	-	#NAME?	#NAME?	-
Grants				
Charter School Program (CSP) Planning & Implementation	-	#NAME?	#NAME?	-
Other	30,000	#NAME?	#NAME?	30,000
Other	-	#NAME?	#NAME?	-
TOTAL REVENUE FROM FEDERAL SOURCES	215,113	#NAME?	#NAME?	215,113
LOCAL and OTHER REVENUE				
Contributions and Donations	762,440	#NAME?	#NAME?	762,440
Fundraising	-	#NAME?	#NAME?	-
Erate Reimbursement	9,976	#NAME?	#NAME?	9,976
Earnings on Investments	-	#NAME?	#NAME?	-
Interest Income	319	#NAME?	#NAME?	319
Food Service (Income from meals)	-	#NAME?	#NAME?	-
Text Book	25,593	#NAME?	#NAME?	25,593
OTHER	-	#NAME?	#NAME?	-
TOTAL REVENUE FROM LOCAL and OTHER SOURCES	798,327	#NAME?	#NAME?	798,327
TOTAL REVENUE	#NAME?	#NAME?	#NAME?	#NAME?

				ICAHN CHARTER SCHOOL Budget / Operating 2015-16				
Total Revenue				#NAME?	#NAME?	#NAME?	#NAME?	#NAME?
Total Expenses				Err:510	#NAME?	Err:510	Err:510	#NAME?
Net Income				#NAME?	#NAME?	#NAME?	#NAME?	#NAME?
Actual Student Enrollment								
				Total Year			VARIANCE	
				Original Budget	Revised Budget	Variance	Original Budget vs. PY Budget	Revised Budget vs. PY Budget
EXPENSES								
ADMINISTRATIVE STAFF PERSONNEL COSTS								
	Avg. No. of Positions							
Executive Management	0.32			Err:510	#NAME?	Err:510	Err:510	#NAME?
Instructional Management	1.00			Err:510	#NAME?	Err:510	Err:510	#NAME?
Deans, Directors & Coordinators	1.64			Err:510	#NAME?	Err:510	Err:510	#NAME?
CFO / Director of Finance	0.16			Err:510	#NAME?	Err:510	Err:510	#NAME?
Operation / Business Manager	1.20			Err:510	#NAME?	Err:510	Err:510	#NAME?
Administrative Staff	2.66			Err:510	#NAME?	Err:510	Err:510	#NAME?
TOTAL ADMINISTRATIVE STAFF	6.98			Err:510	#NAME?	Err:510	Err:510	#NAME?
INSTRUCTIONAL PERSONNEL COSTS								
Teachers - Regular	25.00			Err:510	#NAME?	Err:510	Err:510	#NAME?
Teachers - SPED	0.01			Err:510	#NAME?	Err:510	Err:510	#NAME?
Substitute Teachers	-			-	#NAME?	#NAME?	-	#NAME?
Teaching Assistants	-			-	#NAME?	#NAME?	-	#NAME?
Specialty Teachers	3.00			Err:510	#NAME?	Err:510	Err:510	#NAME?
Aides	2.00			Err:510	#NAME?	Err:510	Err:510	#NAME?
Therapists & Counselors	1.00			Err:510	#NAME?	Err:510	Err:510	#NAME?
Other	-			-	#NAME?	#NAME?	-	#NAME?
TOTAL INSTRUCTIONAL	31.01			Err:510	#NAME?	Err:510	Err:510	#NAME?
NON-INSTRUCTIONAL PERSONNEL COSTS								
Nurse	-			-	#NAME?	#NAME?	-	#NAME?
Librarian	0.70			Err:510	#NAME?	Err:510	Err:510	#NAME?
Custodian	2.30			Err:510	#NAME?	Err:510	Err:510	#NAME?
Security	1.30			Err:510	#NAME?	Err:510	Err:510	#NAME?
Other	5.00			Err:510	#NAME?	Err:510	Err:510	#NAME?
TOTAL NON-INSTRUCTIONAL	9.30			Err:510	#NAME?	#NAME?	Err:510	#NAME?
SUBTOTAL PERSONNEL SERVICE COSTS				Err:510	#NAME?	Err:510	Err:510	#NAME?
PAYROLL TAXES AND BENEFITS								
Payroll Taxes				256,592	#NAME?	#NAME?	(256,592)	#NAME?
Fringe / Employee Benefits				305,682	#NAME?	#NAME?	(305,682)	#NAME?
Retirement / Pension				87,342	#NAME?	#NAME?	(87,342)	#NAME?
TOTAL PAYROLL TAXES AND BENEFITS				649,616	#NAME?	#NAME?	(649,616)	#NAME?
TOTAL PERSONNEL SERVICE COSTS				Err:510	#NAME?	Err:510	Err:510	#NAME?
CONTRACTED SERVICES								
Accounting / Audit				27,070	#NAME?	#NAME?	(27,070)	#NAME?
Legal				1,500	#NAME?	#NAME?	(1,500)	#NAME?
Management Company Fee				-	#NAME?	#NAME?	-	#NAME?
Nurse Services				-	#NAME?	#NAME?	-	#NAME?
Food Service / School Lunch				-	#NAME?	#NAME?	-	#NAME?
Payroll Services				5,942	#NAME?	#NAME?	(5,942)	#NAME?
Special Ed Services				23,310	#NAME?	#NAME?	(23,310)	#NAME?
Titlment Services (i.e. Title I)				68,000	#NAME?	#NAME?	(68,000)	#NAME?
Other Purchased / Professional / Consulting				91,530	#NAME?	#NAME?	(91,530)	#NAME?
TOTAL CONTRACTED SERVICES				217,352	#NAME?	#NAME?	(217,352)	#NAME?

ICAHN CHARTER SCHOOL Budget / Operating 2015-16					
Total Revenue	#NAME?	#NAME?	#NAME?	#NAME?	#NAME?
Total Expenses	Err:510	#NAME?	Err:510	Err:510	#NAME?
Net Income	#NAME?	#NAME?	#NAME?	#NAME?	#NAME?
Actual Student Enrollment					
	Total Year			VARIANCE	
	Original Budget	Revised Budget	Variance	Original Budget vs. PY Budget	Revised Budget vs. PY Budget
SCHOOL OPERATIONS					
Board Expenses	-	#NAME?	#NAME?	-	#NAME?
Classroom / Teaching Supplies & Materials	172,595	#NAME?	#NAME?	(172,595)	#NAME?
Special Ed Supplies & Materials	2,240	#NAME?	#NAME?	(2,240)	#NAME?
Textbooks / Workbooks	10,000	#NAME?	#NAME?	(10,000)	#NAME?
Supplies & Materials other	-	#NAME?	#NAME?	-	#NAME?
Equipment / Furniture	16,000	#NAME?	#NAME?	(16,000)	#NAME?
Telephone	7,687	#NAME?	#NAME?	(7,687)	#NAME?
Technology	118,200	#NAME?	#NAME?	(118,200)	#NAME?
Student Testing & Assessment	86,056	#NAME?	#NAME?	(86,056)	#NAME?
Field Trips	39,450	#NAME?	#NAME?	(39,450)	#NAME?
Transportation (student)	25,000	#NAME?	#NAME?	(25,000)	#NAME?
Student Services - other	-	#NAME?	#NAME?	-	#NAME?
Office Expense	50,520	#NAME?	#NAME?	(50,520)	#NAME?
Staff Development	-	#NAME?	#NAME?	-	#NAME?
Staff Recruitment	-	#NAME?	#NAME?	-	#NAME?
Student Recruitment / Marketing	3,800	#NAME?	#NAME?	(3,800)	#NAME?
School Meals / Lunch	7,700	#NAME?	#NAME?	(7,700)	#NAME?
Travel (Staff)	-	#NAME?	#NAME?	-	#NAME?
Fundraising	-	#NAME?	#NAME?	-	#NAME?
Other	33,873	#NAME?	#NAME?	(33,873)	#NAME?
TOTAL SCHOOL OPERATIONS	573,122	#NAME?	#NAME?	(573,122)	#NAME?
FACILITY OPERATION & MAINTENANCE					
Insurance	58,284	#NAME?	#NAME?	(58,284)	#NAME?
Janitorial	21,600	#NAME?	#NAME?	(21,600)	#NAME?
Building and Land Rent / Lease / Facility Finance Interest	758,440	#NAME?	#NAME?	(758,440)	#NAME?
Repairs & Maintenance	71,996	#NAME?	#NAME?	(71,996)	#NAME?
Equipment / Furniture	-	#NAME?	#NAME?	-	#NAME?
Security	16,632	#NAME?	#NAME?	(16,632)	#NAME?
Utilities	122,400	#NAME?	#NAME?	(122,400)	#NAME?
TOTAL FACILITY OPERATION & MAINTENANCE	1,049,352	#NAME?	#NAME?	(1,049,352)	#NAME?
DEPRECIATION & AMORTIZATION	124,048	#NAME?	#NAME?	(124,048)	#NAME?
RESERVES / CONTINGENCY	-	#NAME?	#NAME?	-	#NAME?
TOTAL EXPENSES	Err:510	#NAME?	Err:510	Err:510	#NAME?
NET INCOME	#NAME?	#NAME?	#NAME?	#NAME?	#NAME?

ICAHN CHARTER SCHOOL Budget / Operating 2015-16				
Total Revenue	#NAME?	#NAME?	#NAME?	#NAME?
Total Expenses	Err:510	#NAME?	Err:510	#NAME?
Net Income	#NAME?	#NAME?	#NAME?	#NAME?
Actual Student Enrollment				
	Total Year			VARIANCE
	Original Budget	Revised Budget	Variance	Original Budget vs. PY Budget
ENROLLMENT - *School Districts Are Linked To Above Entries*				
Number of Districts:				
NYC CHANCELLOR'S OFFICE				
MT VERNON SCHOOL DISTRICT				
-				
-				
-				
-				
-				
-				
-				
-				
-				
-				
ALL OTHER School Districts: (Weighted Avg)				
TOTAL ENROLLMENT				
REVENUE PER PUPIL				
EXPENSES PER PUPIL				

g Plan

DESCRIPTION OF ASSUMPTIONS

REVENUES FROM STATE SOURCES

2015-16

#NAME?

#NAME?

#N/A

#N/A

#N/A

#N/A

#N/A

#N/A

#N/A

#N/A

#N/A

#N/A

#N/A

#N/A

#N/A

#N/A

#N/A

#NAME?

Grants

DYCD (Department of Youth and Community Development)

Other

TOTAL I

"Mid-Sept start date, deferred Per Pupil Revenue"

IDEA Special Needs

Title F

School Food Service

Grants

Char

Other

Other

TOTAL I

Contributions and Donations

Erate Reimb

Interest Income

Food Service (Income from)

Text Book

OTHER

TOTAL REVE

TOTAL REVENUE

SCHOOL 4
Budget Plan

Total Revenue
Total Expenses
Net Income
Actual Student Enrollment

DESCRIPTION OF ASSUMPTIONS

EXPENSES

ADMINISTRATIVE STAFF PERSONNEL COSTS

Avg. No. of
Positions

Executive Management	0.32
Instructional Management	1.00
Deans, Directors & Coordinators	1.64
CFO / Director of Finance	0.16
Operation / Business Manager	1.20
Administrative Staff	2.66
TOTAL ADMINISTRATIVE STAFF	6.98

INSTRUCTIONAL PERSONNEL COSTS

Teachers - Regular	25.00
Teachers - SPED	0.01
Substitute Teachers	-
Teaching Assistants	-
Specialty Teachers	3.00
Aides	2.00
Therapists & Counselors	1.00
Other	-
TOTAL INSTRUCTIONAL	31.01

NON-INSTRUCTIONAL PERSONNEL COSTS

Nurse	-
Librarian	0.70
Custodian	2.30
Security	1.30
Other	5.00
TOTAL NON-INSTRUCTIONAL	9.30

SUBTOTAL PERSONNEL SERVICE COSTS

47.29

PAYROLL TAXES AND BENEFITS

Payroll Taxes
Fringe / Employee Benefits
Retirement / Pension

TOTAL PAYROLL TAXES AND BENEFITS

TOTAL PERSONNEL SERVICE COSTS

47.29

CONTRACTED SERVICES

Accounting / Audit
Legal
Management Company Fee
Nurse Services
Food Service / School Lunch
Payroll Services
Special Ed Services
Titlement Services (i.e. Title I)
Other Purchased / Professional / Consulting
TOTAL CONTRACTED SERVICES

SCHOOL 4 g Plan	
DESCRIPTION OF ASSUMPTIONS	

Total Revenue Total Expenses Net Income Actual Student Enrollment
SCHOOL OPERATIONS Board Expenses Classroom / Teaching Supplies & Materials Special Ed Supplies & Materials Textbooks / Workbooks Supplies & Materials other Equipment / Furniture Telephone Technology Student Testing & Assessment Field Trips Transportation (student) Student Services - other Office Expense Staff Development Staff Recruitment Student Recruitment / Marketing School Meals / Lunch Travel (Staff) Fundraising Other TOTAL SCHOOL OPERATIONS FACILITY OPERATION & MAINTENANCE Insurance Janitorial Building and Land Rent / Lease / Facility Finance Interest Repairs & Maintenance Equipment / Furniture Security Utilities TOTAL FACILITY OPERATION & MAINTENANCE DEPRECIATION & AMORTIZATION RESERVES / CONTINGENCY TOTAL EXPENSES NET INCOME

SCHOOL 4
Budget Plan

Total Revenue
Total Expenses
Net Income
Actual Student Enrollment

DESCRIPTION OF ASSUMPTIONS

ENROLLMENT - *School Districts Are Linked To Above Entries*
Number of Districts:
NYC CHANCELLOR'S OFFICE
MT VERNON SCHOOL DISTRICT
-
-
-
-
-
-
-
-
-
-
ALL OTHER School Districts: (Weighted Avg)
TOTAL ENROLLMENT
REVENUE PER PUPIL
EXPENSES PER PUPIL

--

ICAHN CHARTER SCHOOL 4
BALANCE SHEET
2015-16

	<u>Prior Year</u>	<u>Q1</u>	<u>Q2</u>	<u>Q3</u>	<u>Q4</u>
	<u>#NAME?</u>	<u>As of 9/30</u>	<u>As of 12/31</u>	<u>As of 3/31</u>	<u>As of 6/30</u>
<u>ASSETS</u>					
<u>CURRENT ASSETS</u>					
Cash and cash equivalents	\$-	\$-	\$-	\$-	\$-
Grants and contracts receivable	-	-	-	-	-
Accounts receivables	-	-	-	-	-
Prepaid Expenses	-	-	-	-	-
Contributions and other receivables	-	-	-	-	-
TOTAL CURRENT ASSETS	-	-	-	-	-
<u>PROPERTY, BUILDING AND EQUIPMENT, net</u>	-	-	-	-	-
<u>OTHER ASSETS</u>	-	-	-	-	-
TOTAL ASSETS	-	-	-	-	-
<u>LIABILITIES AND NET ASSETS</u>					
<u>CURRENT LIABILITIES</u>					
Accounts payable and accrued expenses	\$-	\$-	\$-	\$-	\$-
Accrued payroll and benefits	-	-	-	-	-
Deferred Revenue	-	-	-	-	-
Current maturities of long-term debt	-	-	-	-	-
Short Term Debt - Bonds, Notes Payable	-	-	-	-	-
Other	-	-	-	-	-
TOTAL CURRENT LIABILITIES	-	-	-	-	-
<u>LONG-TERM DEBT and NOTES PAYABLE, net current maturities</u>	-	-	-	-	-
TOTAL LIABILITIES	-	-	-	-	-
<u>NET ASSETS</u>					
Unrestricted	-	-	-	-	-
Temporarily restricted	-	-	-	-	-
TOTAL NET ASSETS	-	-	-	-	-
TOTAL LIABILITIES AND NET ASSETS	-	-	-	-	-

ICAHN CHARTER SCHOOL 4

Budget / Operating Plan

2015-16

Total Revenue	#NAME?	#NAME?	#NAME?	#NAME?	#NAME?	#NAME?	#NAME?
Total Expenses	#NAME?	#NAME?	#NAME?	#NAME?	#NAME?	#NAME?	#NAME?
Net Income	#NAME?	#NAME?	#NAME?	#NAME?	#NAME?	#NAME?	#NAME?
Actual Student Enrollment	-	#NAME?	-	-	#NAME?	-	-

	1st Quarter - 7/1 - 9/30			2nd Quarter - 10/1 - 12/31			3rd Quarter
	Actual	Current Budget	Variance	Actual	Current Budget	Variance	Actual

*NOTE: Enrollment, Revenue and Expenditure Data IN the 'Total and Variance Analysis' Section is Based on LAST ACTUAL Quarter Completed

EXPENSES

Quarter 0

No. of Positions

ADMINISTRATIVE STAFF PERSONNEL COSTS

Executive Management	#NAME?	-	#NAME?	#NAME?	-	#NAME?	#NAME?	-
Instructional Management	#NAME?	-	#NAME?	#NAME?	-	#NAME?	#NAME?	-
Deans, Directors & Coordinators	#NAME?	-	#NAME?	#NAME?	-	#NAME?	#NAME?	-
CFO / Director of Finance	#NAME?	-	#NAME?	#NAME?	-	#NAME?	#NAME?	-
Operation / Business Manager	#NAME?	-	#NAME?	#NAME?	-	#NAME?	#NAME?	-
Administrative Staff	#NAME?	-	#NAME?	#NAME?	-	#NAME?	#NAME?	-
TOTAL ADMINISTRATIVE STAFF	#NAME?	-	#NAME?	#NAME?	-	#NAME?	#NAME?	-

INSTRUCTIONAL PERSONNEL COSTS

Teachers - Regular	#NAME?	-	#NAME?	#NAME?	-	#NAME?	#NAME?	-
Teachers - SPED	#NAME?	-	#NAME?	#NAME?	-	#NAME?	#NAME?	-
Substitute Teachers	#NAME?	-	#NAME?	#NAME?	-	#NAME?	#NAME?	-
Teaching Assistants	#NAME?	-	#NAME?	#NAME?	-	#NAME?	#NAME?	-
Specialty Teachers	#NAME?	-	#NAME?	#NAME?	-	#NAME?	#NAME?	-
Aides	#NAME?	-	#NAME?	#NAME?	-	#NAME?	#NAME?	-
Therapists & Counselors	#NAME?	-	#NAME?	#NAME?	-	#NAME?	#NAME?	-
Other	#NAME?	-	#NAME?	#NAME?	-	#NAME?	#NAME?	-
TOTAL INSTRUCTIONAL	#NAME?	-	#NAME?	#NAME?	-	#NAME?	#NAME?	-

NON-INSTRUCTIONAL PERSONNEL COSTS

Nurse	#NAME?	-	#NAME?	#NAME?	-	#NAME?	#NAME?	-
Librarian	#NAME?	-	#NAME?	#NAME?	-	#NAME?	#NAME?	-
Custodian	#NAME?	-	#NAME?	#NAME?	-	#NAME?	#NAME?	-
Security	#NAME?	-	#NAME?	#NAME?	-	#NAME?	#NAME?	-
Other	#NAME?	-	#NAME?	#NAME?	-	#NAME?	#NAME?	-
TOTAL NON-INSTRUCTIONAL	#NAME?	-	#NAME?	#NAME?	-	#NAME?	#NAME?	-

SUBTOTAL PERSONNEL SERVICE COSTS

#NAME?	-	#NAME?	#NAME?	-	#NAME?	#NAME?	-
--------	---	--------	--------	---	--------	--------	---

PAYROLL TAXES AND BENEFITS

Payroll Taxes	-	#NAME?	#NAME?	-	#NAME?	#NAME?	-
Fringe / Employee Benefits	-	#NAME?	#NAME?	-	#NAME?	#NAME?	-
Retirement / Pension	-	#NAME?	#NAME?	-	#NAME?	#NAME?	-
TOTAL PAYROLL TAXES AND BENEFITS	-	#NAME?	#NAME?	-	#NAME?	#NAME?	-

TOTAL PERSONNEL SERVICE COSTS

#NAME?	-	#NAME?	#NAME?	-	#NAME?	#NAME?	-
--------	---	--------	--------	---	--------	--------	---

CONTRACTED SERVICES

Accounting / Audit	-	#NAME?	#NAME?	-	#NAME?	#NAME?	-
Legal	-	#NAME?	#NAME?	-	#NAME?	#NAME?	-
Management Company Fee	-	#NAME?	#NAME?	-	#NAME?	#NAME?	-
Nurse Services	-	#NAME?	#NAME?	-	#NAME?	#NAME?	-
Food Service / School Lunch	-	#NAME?	#NAME?	-	#NAME?	#NAME?	-
Payroll Services	-	#NAME?	#NAME?	-	#NAME?	#NAME?	-
Special Ed Services	-	#NAME?	#NAME?	-	#NAME?	#NAME?	-
Titlement Services (i.e. Title I)	-	#NAME?	#NAME?	-	#NAME?	#NAME?	-
Other Purchased / Professional / Consulting	-	#NAME?	#NAME?	-	#NAME?	#NAME?	-
TOTAL CONTRACTED SERVICES	-	#NAME?	#NAME?	-	#NAME?	#NAME?	-

2015-16

*NOTE: Enrollment, Revenue and Expenditure Data IN the 'Total and Variance Analysis' Section is Based on LAST ACTUAL Quarter Completed	1st Quarter - 7/1 - 9/30			2nd Quarter - 10/1 - 12/31			3rd Quarter - 1/1 - 3/31
	Actual	Current Budget	Variance	Actual	Current Budget	Variance	Actual
Enrollment	1,234	1,200	34	1,345	1,300	45	1,456
Revenue	567,890	550,000	17,890	678,901	650,000	28,901	789,012
Expenditure	456,789	470,000	(13,211)	567,890	580,000	(12,110)	678,901
Total	1,345,679	1,330,000	15,679	1,456,789	1,430,000	26,789	1,567,890

NYC CHANCELLOR'S OFFICE
MT VERNON SCHOOL DISTRICT

TOTAL ENROLLMENT

-	#NAME?	#NAME?	-	#NAME?	#NAME?	-
---	--------	--------	---	--------	--------	---

-	#NAME?	#NAME?	-	#NAME?	#NAME?	-
---	--------	--------	---	--------	--------	---

Total Revenue	#NAME?	#NAME?	#NAME?	#NAME?	#NAME?
Total Expenses	#NAME?	#NAME?	#NAME?	#NAME?	#NAME?
Net Income	#NAME?	#NAME?	#NAME?	#NAME?	#NAME?
Actual Student Enrollment	#NAME?	-	-	#NAME?	-
*NOTE: Enrollment, Revenue and Expenditure Data IN the 'Total and Variance Analysis' Section is Based on LAST ACTUAL Quarter Completed		3rd Quarter - 1/1 - 3/31		4th Quarter - 4/1 - 6/30	
		Current Budget	Variance	Actual	Current Budget Variance
REVENUE					
REVENUES FROM STATE SOURCES					
Per Pupil Revenue	CY Per Pupil Rate				
NYC CHANCELLOR'S OFFICE	#NAME?	#NAME?	#NAME?	#NAME?	#NAME?
MT VERNON SCHOOL DISTRICT	#NAME?	#NAME?	#NAME?	#NAME?	#NAME?
-	#N/A	#NAME?	#NAME?	#N/A	#NAME?
-	#N/A	#NAME?	#NAME?	#N/A	#NAME?
-	#N/A	#NAME?	#NAME?	#N/A	#NAME?
-	#N/A	#NAME?	#NAME?	#N/A	#NAME?
-	#N/A	#NAME?	#NAME?	#N/A	#NAME?
-	#N/A	#NAME?	#NAME?	#N/A	#NAME?
-	#N/A	#NAME?	#NAME?	#N/A	#NAME?
-	#N/A	#NAME?	#NAME?	#N/A	#NAME?
-	#N/A	#NAME?	#NAME?	#N/A	#NAME?
-	#N/A	#NAME?	#NAME?	#N/A	#NAME?
-	#N/A	#NAME?	#NAME?	#N/A	#NAME?
-	#N/A	#NAME?	#NAME?	#N/A	#NAME?
-	#N/A	#NAME?	#NAME?	#N/A	#NAME?
-	#N/A	#NAME?	#NAME?	#N/A	#NAME?
ALL OTHER School Districts: (Count = 0)	#N/A	#NAME?	#NAME?	#N/A	#NAME?
TOTAL Per Pupil Revenue (Weighted Average Per Pupil Funding)	#NAME?	#NAME?	#NAME?	#NAME?	#NAME?
Special Education Revenue		#NAME?	#NAME?	-	#NAME?
Grants					
Stimulus		#NAME?	#NAME?	-	#NAME?
DYCD (Department of Youth and Community Development)		#NAME?	#NAME?	-	#NAME?
Other		#NAME?	#NAME?	-	#NAME?
Other		#NAME?	#NAME?	-	#NAME?
TOTAL REVENUE FROM STATE SOURCES		#NAME?	#NAME?	#NAME?	#NAME?
REVENUE FROM FEDERAL FUNDING					
IDEA Special Needs		#NAME?	#NAME?	-	#NAME?
Title I		#NAME?	#NAME?	-	#NAME?
Title Funding - Other		#NAME?	#NAME?	-	#NAME?
School Food Service (Free Lunch)		#NAME?	#NAME?	-	#NAME?
Grants					
Charter School Program (CSP) Planning & Implementation		#NAME?	#NAME?	-	#NAME?
Other		#NAME?	#NAME?	-	#NAME?
Other		#NAME?	#NAME?	-	#NAME?
TOTAL REVENUE FROM FEDERAL SOURCES		#NAME?	#NAME?	-	#NAME?
LOCAL and OTHER REVENUE					
Contributions and Donations		#NAME?	#NAME?	-	#NAME?
Fundraising		#NAME?	#NAME?	-	#NAME?
Erate Reimbursement		#NAME?	#NAME?	-	#NAME?
Earnings on Investments		#NAME?	#NAME?	-	#NAME?
Interest Income		#NAME?	#NAME?	-	#NAME?
Food Service (Income from meals)		#NAME?	#NAME?	-	#NAME?
Text Book		#NAME?	#NAME?	-	#NAME?
OTHER		#NAME?	#NAME?	-	#NAME?
TOTAL REVENUE FROM LOCAL and OTHER SOURCES		#NAME?	#NAME?	-	#NAME?
TOTAL REVENUE		#NAME?	#NAME?	#NAME?	#NAME?

Total Revenue	#NAME?	#NAME?	#NAME?	#NAME?	#NAME?
Total Expenses	#NAME?	#NAME?	#NAME?	#NAME?	#NAME?
Net Income	#NAME?	#NAME?	#NAME?	#NAME?	#NAME?
Actual Student Enrollment	#NAME?	-	-	#NAME?	-
*NOTE: Enrollment, Revenue and Expenditure Data IN the 'Total and Variance Analysis' Section is Based on LAST ACTUAL Quarter Completed		3rd Quarter - 1/1 - 3/31		4th Quarter - 4/1 - 6/30	
		Current Budget	Variance	Actual	Current Budget Variance
EXPENSES					
		Quarter 0			
ADMINISTRATIVE STAFF PERSONNEL COSTS		No. of Positions			
Executive Management	#NAME?	#NAME?	#NAME?	-	#NAME? #NAME?
Instructional Management	#NAME?	#NAME?	#NAME?	-	#NAME? #NAME?
Deans, Directors & Coordinators	#NAME?	#NAME?	#NAME?	-	#NAME? #NAME?
CFO / Director of Finance	#NAME?	#NAME?	#NAME?	-	#NAME? #NAME?
Operation / Business Manager	#NAME?	#NAME?	#NAME?	-	#NAME? #NAME?
Administrative Staff	#NAME?	#NAME?	#NAME?	-	#NAME? #NAME?
TOTAL ADMINISTRATIVE STAFF	#NAME?	#NAME?	#NAME?	-	#NAME? #NAME?
INSTRUCTIONAL PERSONNEL COSTS					
Teachers - Regular	#NAME?	#NAME?	#NAME?	-	#NAME? #NAME?
Teachers - SPED	#NAME?	#NAME?	#NAME?	-	#NAME? #NAME?
Substitute Teachers	#NAME?	#NAME?	#NAME?	-	#NAME? #NAME?
Teaching Assistants	#NAME?	#NAME?	#NAME?	-	#NAME? #NAME?
Specialty Teachers	#NAME?	#NAME?	#NAME?	-	#NAME? #NAME?
Aides	#NAME?	#NAME?	#NAME?	-	#NAME? #NAME?
Therapists & Counselors	#NAME?	#NAME?	#NAME?	-	#NAME? #NAME?
Other	#NAME?	#NAME?	#NAME?	-	#NAME? #NAME?
TOTAL INSTRUCTIONAL	#NAME?	#NAME?	#NAME?	-	#NAME? #NAME?
NON-INSTRUCTIONAL PERSONNEL COSTS					
Nurse	#NAME?	#NAME?	#NAME?	-	#NAME? #NAME?
Librarian	#NAME?	#NAME?	#NAME?	-	#NAME? #NAME?
Custodian	#NAME?	#NAME?	#NAME?	-	#NAME? #NAME?
Security	#NAME?	#NAME?	#NAME?	-	#NAME? #NAME?
Other	#NAME?	#NAME?	#NAME?	-	#NAME? #NAME?
TOTAL NON-INSTRUCTIONAL	#NAME?	#NAME?	#NAME?	-	#NAME? #NAME?
SUBTOTAL PERSONNEL SERVICE COSTS		#NAME?	#NAME?	-	#NAME? #NAME?
PAYROLL TAXES AND BENEFITS					
Payroll Taxes		#NAME?	#NAME?	-	#NAME? #NAME?
Fringe / Employee Benefits		#NAME?	#NAME?	-	#NAME? #NAME?
Retirement / Pension		#NAME?	#NAME?	-	#NAME? #NAME?
TOTAL PAYROLL TAXES AND BENEFITS		#NAME?	#NAME?	-	#NAME? #NAME?
TOTAL PERSONNEL SERVICE COSTS		#NAME?	#NAME?	-	#NAME? #NAME?
CONTRACTED SERVICES					
Accounting / Audit		#NAME?	#NAME?	-	#NAME? #NAME?
Legal		#NAME?	#NAME?	-	#NAME? #NAME?
Management Company Fee		#NAME?	#NAME?	-	#NAME? #NAME?
Nurse Services		#NAME?	#NAME?	-	#NAME? #NAME?
Food Service / School Lunch		#NAME?	#NAME?	-	#NAME? #NAME?
Payroll Services		#NAME?	#NAME?	-	#NAME? #NAME?
Special Ed Services		#NAME?	#NAME?	-	#NAME? #NAME?
Titlement Services (i.e. Title I)		#NAME?	#NAME?	-	#NAME? #NAME?
Other Purchased / Professional / Consulting		#NAME?	#NAME?	-	#NAME? #NAME?
TOTAL CONTRACTED SERVICES		#NAME?	#NAME?	-	#NAME? #NAME?

Total Revenue	#NAME?	#NAME?	#NAME?	#NAME?	#NAME?
Total Expenses	#NAME?	#NAME?	#NAME?	#NAME?	#NAME?
Net Income	#NAME?	#NAME?	#NAME?	#NAME?	#NAME?
Actual Student Enrollment	#NAME?	-	-	#NAME?	-
*NOTE: Enrollment, Revenue and Expenditure Data IN the 'Total and Variance Analysis' Section is Based on LAST ACTUAL Quarter Completed		3rd Quarter - 1/1 - 3/31		4th Quarter - 4/1 - 6/30	
		Current Budget	Variance	Actual	Current Budget Variance
SCHOOL OPERATIONS					
Board Expenses	#NAME?	#NAME?	-	#NAME?	#NAME?
Classroom / Teaching Supplies & Materials	#NAME?	#NAME?	-	#NAME?	#NAME?
Special Ed Supplies & Materials	#NAME?	#NAME?	-	#NAME?	#NAME?
Textbooks / Workbooks	#NAME?	#NAME?	-	#NAME?	#NAME?
Supplies & Materials other	#NAME?	#NAME?	-	#NAME?	#NAME?
Equipment / Furniture	#NAME?	#NAME?	-	#NAME?	#NAME?
Telephone	#NAME?	#NAME?	-	#NAME?	#NAME?
Technology	#NAME?	#NAME?	-	#NAME?	#NAME?
Student Testing & Assessment	#NAME?	#NAME?	-	#NAME?	#NAME?
Field Trips	#NAME?	#NAME?	-	#NAME?	#NAME?
Transportation (student)	#NAME?	#NAME?	-	#NAME?	#NAME?
Student Services - other	#NAME?	#NAME?	-	#NAME?	#NAME?
Office Expense	#NAME?	#NAME?	-	#NAME?	#NAME?
Staff Development	#NAME?	#NAME?	-	#NAME?	#NAME?
Staff Recruitment	#NAME?	#NAME?	-	#NAME?	#NAME?
Student Recruitment / Marketing	#NAME?	#NAME?	-	#NAME?	#NAME?
School Meals / Lunch	#NAME?	#NAME?	-	#NAME?	#NAME?
Travel (Staff)	#NAME?	#NAME?	-	#NAME?	#NAME?
Fundraising	#NAME?	#NAME?	-	#NAME?	#NAME?
Other	#NAME?	#NAME?	-	#NAME?	#NAME?
TOTAL SCHOOL OPERATIONS	#NAME?	#NAME?	-	#NAME?	#NAME?
FACILITY OPERATION & MAINTENANCE					
Insurance	#NAME?	#NAME?	-	#NAME?	#NAME?
Janitorial	#NAME?	#NAME?	-	#NAME?	#NAME?
Building and Land Rent / Lease / Facility Finance Interest	#NAME?	#NAME?	-	#NAME?	#NAME?
Repairs & Maintenance	#NAME?	#NAME?	-	#NAME?	#NAME?
Equipment / Furniture	#NAME?	#NAME?	-	#NAME?	#NAME?
Security	#NAME?	#NAME?	-	#NAME?	#NAME?
Utilities	#NAME?	#NAME?	-	#NAME?	#NAME?
TOTAL FACILITY OPERATION & MAINTENANCE	#NAME?	#NAME?	-	#NAME?	#NAME?
DEPRECIATION & AMORTIZATION					
#NAME?	#NAME?	#NAME?	-	#NAME?	#NAME?
RESERVES / CONTINGENCY					
#NAME?	#NAME?	#NAME?	-	#NAME?	#NAME?
TOTAL EXPENSES					
#NAME?	#NAME?	#NAME?	-	#NAME?	#NAME?
NET INCOME					
#NAME?	#NAME?	#NAME?	#NAME?	#NAME?	#NAME?

Total Revenue	#NAME?	#NAME?	#NAME?	#NAME?	#NAME?
Total Expenses	#NAME?	#NAME?	#NAME?	#NAME?	#NAME?
Net Income	#NAME?	#NAME?	#NAME?	#NAME?	#NAME?
Actual Student Enrollment	#NAME?	-	-	#NAME?	-
*NOTE: Enrollment, Revenue and Expenditure Data IN the 'Total and Variance Analysis' Section is Based on LAST ACTUAL Quarter Completed		3rd Quarter - 1/1 - 3/31		4th Quarter - 4/1 - 6/30	
		Current		Current	
		Budget	Variance	Actual	Budget
ENROLLMENT - *School Districts Are Linked To Above Entries*					
NYC CHANCELLOR'S OFFICE	#NAME?	-	-	#NAME?	-
MT VERNON SCHOOL DISTRICT	#NAME?	-	-	#NAME?	-
-	#NAME?	-	-	#NAME?	-
-	#NAME?	-	-	#NAME?	-
-	#NAME?	-	-	#NAME?	-
-	#NAME?	-	-	#NAME?	-
-	#NAME?	-	-	#NAME?	-
-	#NAME?	-	-	#NAME?	-
-	#NAME?	-	-	#NAME?	-
-	#NAME?	-	-	#NAME?	-
-	#NAME?	-	-	#NAME?	-
-	#NAME?	-	-	#NAME?	-
-	#NAME?	-	-	#NAME?	-
-	#NAME?	-	-	#NAME?	-
-	#NAME?	-	-	#NAME?	-
ALL OTHER School Districts: (Count = 0)	#NAME?	-	-	#NAME?	-
TOTAL ENROLLMENT	#NAME?	-	-	#NAME?	-
REVENUE PER PUPIL	#NAME?	#NAME?	-	#NAME?	#NAME?
EXPENSES PER PUPIL	#NAME?	#NAME?	-	#NAME?	#NAME?

**Budget / Operating Plan
2015-16**

TOTALS AND VARIANCE ANALYSIS						
*NOTE: Enrollment, Revenue and Expenditure Data IN the 'Total and Variance Analysis' Section is Based on LAST ACTUAL Quarter Completed		Actual	vs.	Actual	Original	Actual
	Actual	Current Budget (Current Quarter)	Current Budget	Current Budget - TY	Current Budget TY	(Current Quarter) Budget

REVENUES FROM STATE SOURCES

[illegible]

**Budget / Operating Plan
2015-16**

	TOTALS AND VARIANCE ANALYSIS					
*NOTE: Enrollment, Revenue and Expenditure Data IN the 'Total and Variance Analysis' Section is Based on LAST ACTUAL Quarter Completed	Actual Current Budget (Current Quarter)	Actual vs. Current Budget	Current Budget - TY	Actual vs. Current Budget TY	Original Budget (Current Quarter)	Actual vs. Original Budget
	Actual					

ADMINISTRATIVE STAFF PERSONNEL COSTS

EXPENSES		Quarter 0					
ADMINISTRATIVE STAFF PERSONNEL COSTS		No. of Positions					
Executive Management	#NAME?	#NAME?	#NAME?	#NAME?	#NAME?	#NAME?	#NAME?
Instructional Management	#NAME?	#NAME?	#NAME?	#NAME?	#NAME?	#NAME?	#NAME?
Deans, Directors & Coordinators	#NAME?	#NAME?	#NAME?	#NAME?	#NAME?	#NAME?	#NAME?
CFO / Director of Finance	#NAME?	#NAME?	#NAME?	#NAME?	#NAME?	#NAME?	#NAME?
Operation / Business Manager	#NAME?	#NAME?	#NAME?	#NAME?	#NAME?	#NAME?	#NAME?
Administrative Staff	#NAME?	#NAME?	#NAME?	#NAME?	#NAME?	#NAME?	#NAME?
TOTAL ADMINISTRATIVE STAFF	#NAME?	#NAME?	#NAME?	#NAME?	#NAME?	#NAME?	#NAME?
INSTRUCTIONAL PERSONNEL COSTS			#NAME?	#NAME?	#NAME?	#NAME?	#NAME?
Teachers - Regular	#NAME?	#NAME?	#NAME?	#NAME?	#NAME?	#NAME?	#NAME?
Teachers - SPED	#NAME?	#NAME?	#NAME?	#NAME?	#NAME?	#NAME?	#NAME?
Substitute Teachers	#NAME?	#NAME?	#NAME?	#NAME?	#NAME?	#NAME?	#NAME?
Teaching Assistants	#NAME?	#NAME?	#NAME?	#NAME?	#NAME?	#NAME?	#NAME?
Specialty Teachers	#NAME?	#NAME?	#NAME?	#NAME?	#NAME?	#NAME?	#NAME?
Aides	#NAME?	#NAME?	#NAME?	#NAME?	#NAME?	#NAME?	#NAME?
Therapists & Counselors	#NAME?	#NAME?	#NAME?	#NAME?	#NAME?	#NAME?	#NAME?
Other	#NAME?	#NAME?	#NAME?	#NAME?	#NAME?	#NAME?	#NAME?
TOTAL INSTRUCTIONAL	#NAME?	#NAME?	#NAME?	#NAME?	#NAME?	#NAME?	#NAME?
NON-INSTRUCTIONAL PERSONNEL COSTS			#NAME?	#NAME?	#NAME?	#NAME?	#NAME?
Nurse	#NAME?	#NAME?	#NAME?	#NAME?	#NAME?	#NAME?	#NAME?
Librarian	#NAME?	#NAME?	#NAME?	#NAME?	#NAME?	#NAME?	#NAME?
Custodian	#NAME?	#NAME?	#NAME?	#NAME?	#NAME?	#NAME?	#NAME?
Security	#NAME?	#NAME?	#NAME?	#NAME?	#NAME?	#NAME?	#NAME?
Other	#NAME?	#NAME?	#NAME?	#NAME?	#NAME?	#NAME?	#NAME?
TOTAL NON-INSTRUCTIONAL	#NAME?	#NAME?	#NAME?	#NAME?	#NAME?	#NAME?	#NAME?
SUBTOTAL PERSONNEL SERVICE COSTS		#NAME?	#NAME?	#NAME?	#NAME?	#NAME?	#NAME?
PAYROLL TAXES AND BENEFITS			#NAME?	#NAME?	#NAME?	#NAME?	#NAME?
Payroll Taxes		#NAME?	#NAME?	#NAME?	#NAME?	#NAME?	#NAME?
Fringe / Employee Benefits		#NAME?	#NAME?	#NAME?	#NAME?	#NAME?	#NAME?
Retirement / Pension		#NAME?	#NAME?	#NAME?	#NAME?	#NAME?	#NAME?
TOTAL PAYROLL TAXES AND BENEFITS		#NAME?	#NAME?	#NAME?	#NAME?	#NAME?	#NAME?
TOTAL PERSONNEL SERVICE COSTS		#NAME?	#NAME?	#NAME?	#NAME?	#NAME?	#NAME?
CONTRACTED SERVICES			#NAME?	#NAME?	#NAME?	#NAME?	#NAME?
Accounting / Audit		#NAME?	#NAME?	#NAME?	#NAME?	#NAME?	#NAME?
Legal		#NAME?	#NAME?	#NAME?	#NAME?	#NAME?	#NAME?
Management Company Fee		#NAME?	#NAME?	#NAME?	#NAME?	#NAME?	#NAME?
Nurse Services		#NAME?	#NAME?	#NAME?	#NAME?	#NAME?	#NAME?
Food Service / School Lunch		#NAME?	#NAME?	#NAME?	#NAME?	#NAME?	#NAME?
Payroll Services		#NAME?	#NAME?	#NAME?	#NAME?	#NAME?	#NAME?
Special Ed Services		#NAME?	#NAME?	#NAME?	#NAME?	#NAME?	#NAME?
Titement Services (i.e. Title I)		#NAME?	#NAME?	#NAME?	#NAME?	#NAME?	#NAME?
Other Purchased / Professional / Consulting		#NAME?	#NAME?	#NAME?	#NAME?	#NAME?	#NAME?
TOTAL CONTRACTED SERVICES		#NAME?	#NAME?	#NAME?	#NAME?	#NAME?	#NAME?

**Budget / Operating Plan
2015-16**

Total Revenue	#NAME?	#NAME?	#NAME?	#NAME?	#NAME?	#NAME?
Total Expenses	#NAME?	#NAME?	#NAME?	#NAME?	#NAME?	#NAME?
Net Income	#NAME?	#NAME?	#NAME?	#NAME?	#NAME?	#NAME?
Actual Student Enrollment	-	-	-	-	-	-
*NOTE: Enrollment, Revenue and Expenditure Data IN the 'Total and Variance Analysis' Section is Based on LAST ACTUAL Quarter Completed	TOTALS AND VARIANCE ANALYSIS					
	Actual	Current Budget (Current Quarter)	Actual vs. Current Budget	Current Budget - TY	Actual vs. Current Budget TY	Original Budget (Current Quarter)
SCHOOL OPERATIONS						
Board Expenses	#NAME?	#NAME?	#NAME?	#NAME?	#NAME?	#NAME?
Classroom / Teaching Supplies & Materials	#NAME?	#NAME?	#NAME?	#NAME?	#NAME?	#NAME?
Special Ed Supplies & Materials	#NAME?	#NAME?	#NAME?	#NAME?	#NAME?	#NAME?
Textbooks / Workbooks	#NAME?	#NAME?	#NAME?	#NAME?	#NAME?	#NAME?
Supplies & Materials other	#NAME?	#NAME?	#NAME?	#NAME?	#NAME?	#NAME?
Equipment / Furniture	#NAME?	#NAME?	#NAME?	#NAME?	#NAME?	#NAME?
Telephone	#NAME?	#NAME?	#NAME?	#NAME?	#NAME?	#NAME?
Technology	#NAME?	#NAME?	#NAME?	#NAME?	#NAME?	#NAME?
Student Testing & Assessment	#NAME?	#NAME?	#NAME?	#NAME?	#NAME?	#NAME?
Field Trips	#NAME?	#NAME?	#NAME?	#NAME?	#NAME?	#NAME?
Transportation (student)	#NAME?	#NAME?	#NAME?	#NAME?	#NAME?	#NAME?
Student Services - other	#NAME?	#NAME?	#NAME?	#NAME?	#NAME?	#NAME?
Office Expense	#NAME?	#NAME?	#NAME?	#NAME?	#NAME?	#NAME?
Staff Development	#NAME?	#NAME?	#NAME?	#NAME?	#NAME?	#NAME?
Staff Recruitment	#NAME?	#NAME?	#NAME?	#NAME?	#NAME?	#NAME?
Student Recruitment / Marketing	#NAME?	#NAME?	#NAME?	#NAME?	#NAME?	#NAME?
School Meals / Lunch	#NAME?	#NAME?	#NAME?	#NAME?	#NAME?	#NAME?
Travel (Staff)	#NAME?	#NAME?	#NAME?	#NAME?	#NAME?	#NAME?
Fundraising	#NAME?	#NAME?	#NAME?	#NAME?	#NAME?	#NAME?
Other	#NAME?	#NAME?	#NAME?	#NAME?	#NAME?	#NAME?
TOTAL SCHOOL OPERATIONS	#NAME?	#NAME?	#NAME?	#NAME?	#NAME?	#NAME?
FACILITY OPERATION & MAINTENANCE						
Insurance	#NAME?	#NAME?	#NAME?	#NAME?	#NAME?	#NAME?
Janitorial	#NAME?	#NAME?	#NAME?	#NAME?	#NAME?	#NAME?
Building and Land Rent / Lease / Facility Finance Interest	#NAME?	#NAME?	#NAME?	#NAME?	#NAME?	#NAME?
Repairs & Maintenance	#NAME?	#NAME?	#NAME?	#NAME?	#NAME?	#NAME?
Equipment / Furniture	#NAME?	#NAME?	#NAME?	#NAME?	#NAME?	#NAME?
Security	#NAME?	#NAME?	#NAME?	#NAME?	#NAME?	#NAME?
Utilities	#NAME?	#NAME?	#NAME?	#NAME?	#NAME?	#NAME?
TOTAL FACILITY OPERATION & MAINTENANCE	#NAME?	#NAME?	#NAME?	#NAME?	#NAME?	#NAME?
DEPRECIATION & AMORTIZATION						
#NAME?	#NAME?	#NAME?	#NAME?	#NAME?	#NAME?	#NAME?
RESERVES / CONTINGENCY						
#NAME?	#NAME?	#NAME?	#NAME?	#NAME?	#NAME?	#NAME?
TOTAL EXPENSES	#NAME?	#NAME?	#NAME?	#NAME?	#NAME?	#NAME?
NET INCOME	#NAME?	#NAME?	#NAME?	#NAME?	#NAME?	#NAME?

ENROLLMENT - *School Districts Are Linked To Above Entries*	* Enrollment Data Based on Last Actual Quarter Completed					
NYC CHANCELLOR'S OFFICE	-	-	-		-	-
MT VERNON SCHOOL DISTRICT	-	-	-		-	-
-	-	-	-		-	-
-	-	-	-		-	-
-	-	-	-		-	-
-	-	-	-		-	-
-	-	-	-		-	-
-	-	-	-		-	-
-	-	-	-		-	-
-	-	-	-		-	-
-	-	-	-		-	-
-	-	-	-		-	-
-	-	-	-		-	-
-	-	-	-		-	-
-	-	-	-		-	-
-	-	-	-		-	-
ALL OTHER School Districts: (Count = 0)	-	-	-		-	-
TOTAL ENROLLMENT	-	-	-		-	-
REVENUE PER PUPIL	-	-	-		-	-
EXPENSES PER PUPIL	-	-	-		-	-

Total Revenue	#NAME?	#NAME?	#NAME?	#NAME?
Total Expenses	Err:510	#NAME?	#NAME?	#NAME?
Net Income	#NAME?	#NAME?	#NAME?	#NAME?
Actual Student Enrollment			-	
<div> <div>*NOTE: Enrollment, Revenue and Expenditure Data IN the 'Total and Variance Analysis' Section is Based on LAST ACTUAL Quarter Completed</div> <div> <div>Actual vs. Original Budget - TY</div> <div>Actual vs. Original Budget TY</div> <div>PY Actual (PY TY / No. of COMPLETED Actual CY Quarters</div> <div>Actual CY vs. Actual PY</div> </div> </div>				
EXPENSES				
ADMINISTRATIVE STAFF PERSONNEL COSTS				
<div> <div>Quarter 0</div> <div>No. of Positions</div> </div>				
Executive Management	#NAME?	Err:510	#NAME?	#NAME?
Instructional Management	#NAME?	Err:510	#NAME?	#NAME?
Deans, Directors & Coordinators	#NAME?	Err:510	#NAME?	#NAME?
CFO / Director of Finance	#NAME?	Err:510	#NAME?	#NAME?
Operation / Business Manager	#NAME?	Err:510	#NAME?	#NAME?
Administrative Staff	#NAME?	Err:510	#NAME?	#NAME?
TOTAL ADMINISTRATIVE STAFF	#NAME?	Err:510	#NAME?	#NAME?
INSTRUCTIONAL PERSONNEL COSTS				
Teachers - Regular	#NAME?	Err:510	#NAME?	#NAME?
Teachers - SPED	#NAME?	Err:510	#NAME?	#NAME?
Substitute Teachers	#NAME?	-	#NAME?	#NAME?
Teaching Assistants	#NAME?	-	#NAME?	#NAME?
Specialty Teachers	#NAME?	Err:510	#NAME?	#NAME?
Aides	#NAME?	Err:510	#NAME?	#NAME?
Therapists & Counselors	#NAME?	Err:510	#NAME?	#NAME?
Other	#NAME?	-	#NAME?	#NAME?
TOTAL INSTRUCTIONAL	#NAME?	Err:510	#NAME?	#NAME?
NON-INSTRUCTIONAL PERSONNEL COSTS				
Nurse	#NAME?	-	#NAME?	#NAME?
Librarian	#NAME?	Err:510	#NAME?	#NAME?
Custodian	#NAME?	Err:510	#NAME?	#NAME?
Security	#NAME?	Err:510	#NAME?	#NAME?
Other	#NAME?	Err:510	#NAME?	#NAME?
TOTAL NON-INSTRUCTIONAL	#NAME?	Err:510	#NAME?	#NAME?
SUBTOTAL PERSONNEL SERVICE COSTS				
	#NAME?	Err:510	#NAME?	#NAME?
PAYROLL TAXES AND BENEFITS				
Payroll Taxes		256,592	#NAME?	#NAME?
Fringe / Employee Benefits		305,682	#NAME?	#NAME?
Retirement / Pension		87,342	#NAME?	#NAME?
TOTAL PAYROLL TAXES AND BENEFITS		649,616	#NAME?	#NAME?
TOTAL PERSONNEL SERVICE COSTS				
	#NAME?	Err:510	#NAME?	#NAME?
CONTRACTED SERVICES				
Accounting / Audit		27,070	#NAME?	#NAME?
Legal		1,500	#NAME?	#NAME?
Management Company Fee		-	#NAME?	#NAME?
Nurse Services		-	#NAME?	#NAME?
Food Service / School Lunch		-	#NAME?	#NAME?
Payroll Services		5,942	#NAME?	#NAME?
Special Ed Services		23,310	#NAME?	#NAME?
Titlement Services (i.e. Title I)		68,000	#NAME?	#NAME?
Other Purchased / Professional / Consulting		91,530	#NAME?	#NAME?
TOTAL CONTRACTED SERVICES		217,352	#NAME?	#NAME?

1				
Total Revenue	#NAME?	#NAME?	#NAME?	#NAME?
Total Expenses	Err:510	#NAME?	#NAME?	#NAME?
Net Income	#NAME?	#NAME?	#NAME?	#NAME?
Actual Student Enrollment			-	
5				
*NOTE: Enrollment, Revenue and Expenditure Data IN the 'Total and Variance Analysis' Section is Based on LAST ACTUAL Quarter Completed				
	Original Budget - TY	Actual vs. Original Budget TY	PY Actual (PY TY / No. of COMPLETED Actual CY Quarters	Actual CY vs. Actual PY
SCHOOL OPERATIONS				
Board Expenses	-	#NAME?	#NAME?	#NAME?
Classroom / Teaching Supplies & Materials	172,595	#NAME?	#NAME?	#NAME?
Special Ed Supplies & Materials	2,240	#NAME?	#NAME?	#NAME?
Textbooks / Workbooks	10,000	#NAME?	#NAME?	#NAME?
Supplies & Materials other	-	#NAME?	#NAME?	#NAME?
Equipment / Furniture	16,000	#NAME?	#NAME?	#NAME?
Telephone	7,687	#NAME?	#NAME?	#NAME?
Technology	118,200	#NAME?	#NAME?	#NAME?
Student Testing & Assessment	86,056	#NAME?	#NAME?	#NAME?
Field Trips	39,450	#NAME?	#NAME?	#NAME?
Transportation (student)	25,000	#NAME?	#NAME?	#NAME?
Student Services - other	-	#NAME?	#NAME?	#NAME?
Office Expense	50,520	#NAME?	#NAME?	#NAME?
Staff Development	-	#NAME?	#NAME?	#NAME?
Staff Recruitment	-	#NAME?	#NAME?	#NAME?
Student Recruitment / Marketing	3,800	#NAME?	#NAME?	#NAME?
School Meals / Lunch	7,700	#NAME?	#NAME?	#NAME?
Travel (Staff)	-	#NAME?	#NAME?	#NAME?
Fundraising	-	#NAME?	#NAME?	#NAME?
Other	33,873	#NAME?	#NAME?	#NAME?
TOTAL SCHOOL OPERATIONS	573,122	#NAME?	#NAME?	#NAME?
FACILITY OPERATION & MAINTENANCE				
Insurance	58,284	#NAME?	#NAME?	#NAME?
Janitorial	21,600	#NAME?	#NAME?	#NAME?
Building and Land Rent / Lease / Facility Finance Interest	758,440	#NAME?	#NAME?	#NAME?
Repairs & Maintenance	71,996	#NAME?	#NAME?	#NAME?
Equipment / Furniture	-	#NAME?	#NAME?	#NAME?
Security	16,632	#NAME?	#NAME?	#NAME?
Utilities	122,400	#NAME?	#NAME?	#NAME?
TOTAL FACILITY OPERATION & MAINTENANCE	1,049,352	#NAME?	#NAME?	#NAME?
DEPRECIATION & AMORTIZATION	124,048	#NAME?	#NAME?	#NAME?
RESERVES / CONTINGENCY	-	#NAME?	#NAME?	#NAME?
TOTAL EXPENSES	Err:510	#NAME?	#NAME?	#NAME?
NET INCOME	#NAME?	#NAME?	#NAME?	#NAME?

1				
Total Revenue	#NAME?	#NAME?	#NAME?	#NAME?
Total Expenses	Err:510	#NAME?	#NAME?	#NAME?
Net Income	#NAME?	#NAME?	#NAME?	#NAME?
Actual Student Enrollment			-	
*NOTE: Enrollment, Revenue and Expenditure Data IN the 'Total and Variance Analysis' Section is Based on LAST ACTUAL Quarter Completed		Actual vs. Original Budget - TY	Actual vs. Original Budget TY	PY Actual (PY TY / No. of COMPLETED Actual CY Quarters
				Actual CY vs. Actual PY

ENROLLMENT - *School Districts Are Linked To Above Entries*				
NYC CHANCELLOR'S OFFICE			-	-
MT VERNON SCHOOL DISTRICT			-	-
-			-	-
-			-	-
-			-	-
-			-	-
-			-	-
-			-	-
-			-	-
-			-	-
-			-	-
-			-	-
-			-	-
-			-	-
-			-	-
ALL OTHER School Districts: (Count = 0)			-	-
TOTAL ENROLLMENT			-	-
REVENUE PER PUPIL			-	-
EXPENSES PER PUPIL			-	-



Charter Schools Institute
The State University of New York

Annual Report Requirement
for SUNY Authorized Charter Schools

ICAHN CHARTER SCHOOL 4

2015-16

Administrative
expenditures per pupil:

\$0.00

Per NYS Statute

Administrative expenditures per pupil: the sum of all general administration salaries and other general administration expenditures divided by the total number of enrolled students. Employee benefit costs or expenditures should not be reported here.

***NOTE: THIS TAB ONLY NEEDS TO BE COMPLETED FOR Q4**



Audited Financial Statement Checklist

Last updated: 07/06/2015

Page 1

Charter School Name:

1. Please check each item that is included in the 2013-14 Audited Financial Statement submitted for your charter school.

	Yes/No
Audited Financial Statements (including report on compliance and report on internal control over financial reporting)	Yes
Single Audit (if applicable)	Not Applicable
CSP Agreed Upon Procedures (if applicable)	Not Applicable
Management Letter	No
Report on Extracurricular Student Activity Accounts (if applicable)	Not Applicable
Corrective Action Plans for any Findings	No

2. Please indicated if there is a finding(s) noted in any of the following sections of your charter school's 2013-14 Audited Financial Statement.

	Yes/No
Report on Compliance	No
Report on Internal Control over Financial Reporting	No
Single Audit	Not Applicable
CSP Agreed Upon Procedures Report	Not Applicable
Management Letter	No

Thank you.

Required Form: 2014-15 Appendix E - Trustee Disclosure of Financial Interest Form

Created Wednesday, October 28, 2015

<https://nysed.fluidsurveys.com/account/surveys/537586/responses/export/?collector=109126/s/Regents-Appendix-E-BOT-Form/7d>

Page 1

Please open the link to this form using **Google Chrome** as your browser. Doing so will allow you to input your signature on page 2 of the form. Thank you.

1. TRUSTEE NAME

	First Name	Last Name
Trustee Name	Khawanna	Feaster

2. *Your Home Address:

2. *Your Home Address: Street Address	
2. *Your Home Address: City/State	
2. *Your Home Address: Zip	

3. *Your Business Address

3. *Your Business Address Street Address	
3. *Your Business Address City/State	
3. *Your Business Address Zip	

4. *Daytime Phone Number:

--

5. *E-mail Address:

--

6. I am a Trustee of a parent education corporation listed below which governs one or more charter schools.

No, I am not.

7. Select the name of the education corporation that operates a single charter school.

ICAHN CS 4 (SUNY TRUSTEES) 321100860948

8. Select all positions you have held on the Board:

(check all that apply)

- Parent Representative

9. Are you a trustee and also an employee of the school?

Yes

9a. If YES, please provide a description of the position you hold and your responsibilities, your salary and your start date.

[TEMP.0] 9a. If YES, please provide a description of the position you hold and your responsibilities, your salary and your start date. Position Held	Administrative Assistant Icahn Charter School 1 Elementary School
[TEMP.1] 9a. If YES, please provide a description of the position you hold and your responsibilities, your salary and your start date. Responsibilities	Maintaining student records
[TEMP.2] 9a. If YES, please provide a description of the position you hold and your responsibilities, your salary and your start date. Salary	\$50,600 Annually
[TEMP.3] 9a. If YES, please provide a description of the position you hold and your responsibilities, your salary and your start date. Start Date	September 2003

10. Are you a trustee and an employee or agent of the management company or institutional partner of the charter school?

Yes

10a. If YES, please provide a description of the position you hold and your responsibilities, your salary and your start date.

[cmoeY.0] 10a. If YES, please provide a description of the position you hold and your responsibilities, your salary and your start date. Position Held	Administrative Assistant, Icahn Charter School 1, Elementary School
[cmoeY.1] 10a. If YES, please provide a description of the position you hold and your responsibilities, your salary and your start date. Responsibilities	Maintaining student records
[cmoeY.2] 10a. If YES, please provide a description of the position you hold and your responsibilities, your salary and your start date. Salary	\$50,600 Annually
[cmoeY.3] 10a. If YES, please provide a description of the position you hold and your responsibilities, your salary and your start date. Start Date	September 2003


11. Have you or any of your immediate family members or any persons who live with you in your house had an interest in or engaged in a transaction with the charter school during the time you have served on the board, and in the six-month period prior to such service?

No

12. Are you a member, director, officer or employee of an organization formally partnered with a school that is doing business with the charter school and in which such entity, during your tenure as a trustee, you and/or your immediate family member or person living in your house had a financial interest or relationship?

No

Signature of Trustee

A handwritten signature in black ink. The first letter is a large, stylized 'K'. The last name 'Leaster' is written in a cursive script.

Thank you.

Required Form: 2014-15 Appendix E - Trustee Disclosure of Financial Interest Form

Created Saturday, October 24, 2015

Updated Thursday, October 29, 2015

<https://nysed.fluidsurveys.com/account/surveys/537586/responses/export/?collector=109126/s/Regents-Appendix-E-BOT-Form/ad>

Page 1

Please open the link to this form using **Google Chrome** as your browser. Doing so will allow you to input your signature on page 2 of the form. Thank you.

1. TRUSTEE NAME

	First Name	Last Name
Trustee Name	julie	goodyear

2. *Your Home Address:

2. *Your Home Address: Street Address	
2. *Your Home Address: City/State	
2. *Your Home Address: Zip	

3. *Your Business Address

3. *Your Business Address Street Address	
3. *Your Business Address City/State	
3. *Your Business Address Zip	

4. *Daytime Phone Number:

--

5. *E-mail Address:

--

6. I am a Trustee of a parent education corporation listed below which governs one or more charter schools.

No, I am not.

7. Select the name of the education corporation that operates a single charter school.

ICAHN CS 1 (SUNY TRUSTEES) 320900860835

8. Select all positions you have held on the Board:

(check all that apply)

-
- Secretary
-

9. Are you a trustee and also an employee of the school?

No

10. Are you a trustee and an employee or agent of the management company or institutional partner of the charter school?

No

11. Have you or any of your immediate family members or any persons who live with you in your house had an interest in or engaged in a transaction with the charter school during the time you have served on the board, and in the six-month period prior to such service?

No

12. Are you a member, director, officer or employee of an organization formally partnered with a school that is doing business with the charter school and in which such entity, during your tenure as a trustee, you and/or your immediate family member or person living in your house had a financial interest or relationship?

Yes

12a. Identify each individual, business, corporation, union association, firm, partnership, committee proprietorship, franchise holding company, joint stock company, business or real estate trust, non-profit organization, or other organization or group of people doing business with the school and in which such entity, during the time of your tenure as a trustee, you and/or your immediate family member or person living in your house had a financial interest or other relationship. If you are a member, director, officer or employee of an organization formally partnered with the school that is doing business with the school through a management or services agreement, please identify only the name of the organization, your position in the organization as well as the relationship between such organization and the school. If there was no financial interest, write **None**.

Organization Conducting Business with the School	Nature of Business Conducted	Approximate Value of the Business Conducted	Name of Trustee and/or Immediate Family Member with Interest	Steps Taken to Avoid Conflict of Interest
--	------------------------------	---	--	---

1	ICAHN CS1 Foundation for a Greater Opportunity ICAHN CS2 Foundation for a Greater Opportunity ICAHN CS 3, 4, 5 Foundation for a Greater Opportunity ICAHN CS 6, 7 NA	ICAHN CS1 The Foundation: (i) owns an elementary building (1525 Brook Ave) and (ii) is the lessee of a middle school building (1520 Brook Ave) from DOE ICAHN CS2 The Foundation: contributed \$490,000 to Civic Builders towards the construction of the building at 1740 Bronxdale Ave, Bronx for Icahn Charter School 2, for which the Foundation sublets the charter school facility from Civic Builders (who leases it from SCA) for a 15 year lease ICAHN CS 3, 4, 5 The Foundation, through a subsidiary, is funding \$51 million in acquisition and construction costs (of which \$22 million will be reimbursed by the NYC School Construction Authority) for the facility at 1500 Pelham Parkway for Icahn Charter Schools 3, 4 and 5. Upon completion, the building will be conveyed to NYC and the Foundation will be given a 99 year lease. ICAHN CS 6, 7 None	ICAHN CS1 The Charter School leases both buildings from the Foundation on the following terms : (i) a net lease with \$50,000 annual rent (substantially below market rate) on the elementary building; and (ii) a sublease with \$1/year plus \$.25/sf annual rent for the middle school building ICAHN CS2 The Charter School leases the facility from the Foundation on the following terms : (i) a sublease with \$1/year plus \$.25/sf annual rent for the facility ICAHN CS 3, 4, 5 The Charter Schools lease facility from the Foundation via a triple net sublease with \$1/year plus \$.25/sf annual rent for the facility ICAHN CS 6, 7 None	Julie Goodyear is Executive Director of Foundation for a Greater Opportunity	ICAHN CS 1 Any suspected conflict would be brought to the attention of the Board ICAHN CS 2 Any suspected conflict would be brought to the attention of the Board ICAHN CS 3, 4, 5 Any suspected conflict would be brought to the attention of the Board ICAHN CS 6, 7 None
2					
3					
4					
5					

Signature of Trustee

Julie Goodyear

Thank you.

Required Form: 2014-15 Appendix E - Trustee Disclosure of Financial Interest Form

Created Thursday, October 29, 2015

<https://nysed.fluidsurveys.com/account/surveys/537586/responses/export/?collector=109126/s/Regents-Appendix-E-BOT-Form/07>

Page 1

Please open the link to this form using **Google Chrome** as your browser. Doing so will allow you to input your signature on page 2 of the form. Thank you.

1. TRUSTEE NAME

	First Name	Last Name
Trustee Name	Karen	Mandelbaum

2. *Your Home Address:

2. *Your Home Address: Street Address	
2. *Your Home Address: City/State	
2. *Your Home Address: Zip	

3. *Your Business Address

3. *Your Business Address Street Address	
3. *Your Business Address City/State	
3. *Your Business Address Zip	

4. *Daytime Phone Number:

5. *E-mail Address:

6. I am a Trustee of a parent education corporation listed below which governs one or more charter schools.

No, I am not.

7. Select the name of the education corporation that operates a single charter school.

ICAHN CS 1 (SUNY TRUSTEES) 320900860835

8. Select all positions you have held on the Board:

(check all that apply)

-
- Other, please specify...: board member
-

9. Are you a trustee and also an employee of the school?

No

10. Are you a trustee and an employee or agent of the management company or institutional partner of the charter school?

No

11. Have you or any of your immediate family members or any persons who live with you in your house had an interest in or engaged in a transaction with the charter school during the time you have served on the board, and in the six-month period prior to such service?

No

12. Are you a member, director, officer or employee of an organization formally partnered with a school that is doing business with the charter school and in which such entity, during your tenure as a trustee, you and/or your immediate family member or person living in your house had a financial interest or relationship?

No

Signature of Trustee

Karen Mandelbaum

Thank you.

Required Form: 2014-15 Appendix E - Trustee Disclosure of Financial Interest Form

Created Tuesday, October 27, 2015

Updated Wednesday, October 28, 2015

<https://nysed.fluidsurveys.com/account/surveys/537586/responses/export/?collector=109126/s/Regents-Appendix-E-BOT-Form/c8>

Page 1

Please open the link to this form using **Google Chrome** as your browser. Doing so will allow you to input your signature on page 2 of the form. Thank you.

1. TRUSTEE NAME

	First Name	Last Name
Trustee Name	Edward	Shanahan

2. *Your Home Address:

2. *Your Home Address: Street Address	
2. *Your Home Address: City/State	
2. *Your Home Address: Zip	

3. *Your Business Address

3. *Your Business Address Street Address	
3. *Your Business Address City/State	
3. *Your Business Address Zip	

4. *Daytime Phone Number:

5. *E-mail Address:

6. I am a Trustee of a parent education corporation listed below which governs one or more charter schools.

No, I am not.

7. Select the name of the education corporation that operates a single charter school.

ICAHN CS 1 (SUNY TRUSTEES) 320900860835

8. Select all positions you have held on the Board:

(check all that apply)

-
- Other, please specify...: board member
-

9. Are you a trustee and also an employee of the school?

No

10. Are you a trustee and an employee or agent of the management company or institutional partner of the charter school?

No

11. Have you or any of your immediate family members or any persons who live with you in your house had an interest in or engaged in a transaction with the charter school during the time you have served on the board, and in the six-month period prior to such service?

No

12. Are you a member, director, officer or employee of an organization formally partnered with a school that is doing business with the charter school and in which such entity, during your tenure as a trustee, you and/or your immediate family member or person living in your house had a financial interest or relationship?

Yes

12a. Identify each individual, business, corporation, union association, firm, partnership, committee proprietorship, franchise holding company, joint stock company, business or real estate trust, non-profit organization, or other organization or group of people doing business with the school and in which such entity, during the time of your tenure as a trustee, you and/or your immediate family member or person living in your house had a financial interest or other relationship. If you are a member, director, officer or employee of an organization formally partnered with the school that is doing business with the school through a management or services agreement, please identify only the name of the organization, your position in the organization as well as the relationship between such organization and the school. If there was no financial interest, write **None**.

Organization Conducting Business with the School	Nature of Business Conducted	Approximate Value of the Business Conducted	Name of Trustee and/or Immediate Family Member with Interest	Steps Taken to Avoid Conflict of Interest
--	---------------------------------	---	---	--

1	ICAHN CS1 Foundation for a Greater Opportunity ICAHN CS2 Foundation for a Greater Opportunity ICAHN CS 3, 4, 5 Foundation for a Greater Opportunity ICAHN CS 6, 7 NA	ICAHN CS 1 The Foundation, through a subsidiary: (i) owns an elementary building (1525 Brook Ave) and Icahn Charter School 2 (ii) is the lessee of a middle school building (1520 Brook Ave) from DOE ICAHN CS 2 The Charter School leases the facility from the Foundation on the following terms : (i) a sublease with \$1/year annual rent plus (ii) \$.25/sf for a major repair reserve for the facility ICAHN CS 3,4,5 The Foundation, through a subsidiary, is funding \$51 million in acquisition and construction costs (of which \$22 million will be reimbursed by the NYC School Construction Authority) for the facility at 1500 Pelham Parkway for Icahn Charter Schools 3, 4 and 5. Upon completion, title to the building will be conveyed to NYC and the Foundation will be given a 99 year lease. ICAHN CS 6, 7 NA	ICAHN CS 1 The Charter School leases both buildings from the Foundation on the following terms : (i) a net lease with \$50,000 annual rent (substantially below market rate) on the elementary building; and (ii) a sublease with \$1/year annual rent plus \$.25/sf for a major repair reserve for the middle school building ICAHN CS 2 The Foundation, through a subsidiary, contributed \$490,000 to Civic Builders towards the construction of the building at 1740 Bronxdale Ave, Bronx for Icahn Charter School 2, for which the Foundation sublets the charter school facility from Civic Builders (who leases it from SCA) ICAHN CS 3, 4, 5 The Charter Schools lease their facility from the Foundation via a triple net sublease with \$1/year plus \$.25/sf annual rent for the facility ICAHN CS 6, 7 NA	ICAHN CS 1 Edward Shanahan; Chair, Foundation for a Greater Opportunity; ICAHN CS 2 Edward Shanahan, Chair; Foundation for a Greater Opportunity; ICAHN CS 3, 4, 5 Edward Shanahan, Chair, Foundation for a Greater Opportunity; ICAHN CS 6, 7 NA	ICAHN CS 1 Any suspected conflict would be brought to the attention of the Board ICAHN CS 2 Any suspected conflict would be brought to the attention of the Board ICAHN CS 3, 4, 5 Any suspected conflict would be brought to the attention of the Board ICAHN CS 6, 7 None
2					
3					
4					
5					

Signature of Trustee

Thank you.

Required Form: 2014-15 Appendix E - Trustee Disclosure of Financial Interest Form

Created Sunday, November 01, 2015

<https://nysed.fluidsurveys.com/account/surveys/537586/responses/export/?collector=109126/s/Regents-Appendix-E-BOT-Form/92>

Page 1

Please open the link to this form using **Google Chrome** as your browser. Doing so will allow you to input your signature on page 2 of the form. Thank you.

1. TRUSTEE NAME

	First Name	Last Name
Trustee Name	Robin	Williams

2. *Your Home Address:

2. *Your Home Address: Street Address	
2. *Your Home Address: City/State	
2. *Your Home Address: Zip	

3. *Your Business Address

3. *Your Business Address Street Address	
3. *Your Business Address City/State	
3. *Your Business Address Zip	

4. *Daytime Phone Number:

--

5. *E-mail Address:

--

6. I am a Trustee of a parent education corporation listed below which governs one or more charter schools.

No, I am not.

7. Select the name of the education corporation that operates a single charter school.

ICAHN CS 1 (SUNY TRUSTEES) 320900860835

8. Select all positions you have held on the Board:

(check all that apply)

-
- Parent Representative
-

9. Are you a trustee and also an employee of the school?

No

10. Are you a trustee and an employee or agent of the management company or institutional partner of the charter school?

No

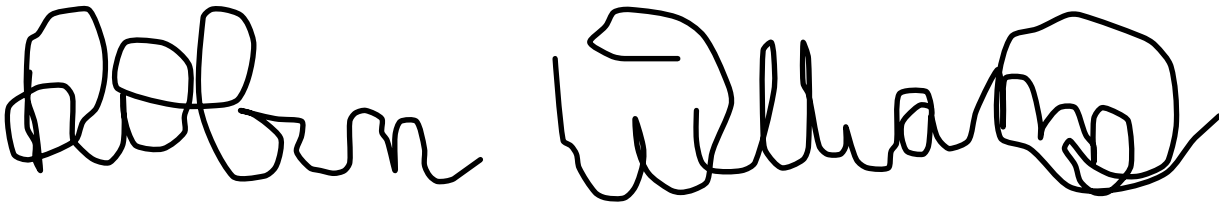
11. Have you or any of your immediate family members or any persons who live with you in your house had an interest in or engaged in a transaction with the charter school during the time you have served on the board, and in the six-month period prior to such service?

No

12. Are you a member, director, officer or employee of an organization formally partnered with a school that is doing business with the charter school and in which such entity, during your tenure as a trustee, you and/or your immediate family member or person living in your house had a financial interest or relationship?

No

Signature of Trustee

A handwritten signature in black ink, appearing to read "Robert Williams", written in a cursive style.

Thank you.



Appendix F: BOT Membership Table

Last updated: 07/06/2015

Page 1

1. Current Board Member Information

	Trustee Name	Email Address	Committee Affiliation(s)	Voting Member? (Y/N)	Area of Expertise, and/or Additional Role and School (parent, staff member, etc.)	Number of Terms Served and Length of Each (Include election date and term expiration)
1	Gail Golden		Chair/Board President	Yes	Education	7 terms of 1 year each, elected each September
2	Julie Clark Goodyear		Secretary	Yes	Education	7 terms of 1 year each, elected each September
3	Edward J. Shanahan		Trustee/Member	Yes	Education	7 terms of 1 year each, elected each September
4	Seymour Fliegel		Trustee/Member	Yes	Education	7 terms of 1 year each, elected each September
5	Karen Mandlebaum		Trustee/Member	Yes	Education	7 terms of 1 year each, elected each September
6	Robert Sancho		Trustee/Member	Yes	Health Community	7 terms of 1 year each, elected each September
7	Khawanna Feaster		Parent Representative	Yes	Parent	1 term of 1 year each
8						
9						
10						
11						
12						
13						
14						
15						
16						
17						
18						
19						

20						
----	--	--	--	--	--	--

2. Total Number of Members Joining Board during the 2014-15 school year

1

3. Total Number of Members Departing the Board during the 2014-15 school year

0

4. According to the School's by-laws, what is the maximum number of trustees that may comprise the governing board?

25

5. How many times did the Board meet during the 2014-15 school year?

9

6. How many times will the Board meet during the 2015-16 school year?

9

Thank you.

I. Enrollment and Retention Targets

ICAHN 1-7 has undertaken efforts throughout the charter period to attract and retain students with disabilities and English language learners. During the student application process, school literature in both English and Spanish is distributed throughout CSD 9 for Icahn 1, CSD 11 for Icahn 2-5, CSD 9 for Icahn 6 and CSD 8 for Icahn 7. Specific community outreach efforts and interactions with local schools serving significant relevant student populations are carried out.

Provisions for the attraction and retention of students with disabilities and English language learners are contained in the ICAHN 1-7 Student Enrollment and Retention Plan, which was designed to facilitate the meeting or exceeding of enrollment and retention target student populations established by the SUNY Trustees for:

- Students with disabilities,
- Students who are English language learners
- Students who are eligible to participate in the federal free and reduced-price lunch program.

Recruitment - Formal recruitment of prospective students with disabilities and those who are English language learners (ELLs) begins each year on February 1st. ICAHN 1-7 advertises an open registration process in the English and Spanish languages. If they choose, families of these students can meet with ICAHN 1-7 staff members and review the expectations of the school. ICAHN 1-7 maintains a policy of equitable admissions access to all students in every phase of its admissions process. ICAHN 1-7 shall not discriminate against any student based on race, ethnicity, national origin, gender, or disability or for any other basis that would be unlawful for a public school. Icahn 1-7 shall be open to any child who is eligible under the laws of New York State for admission to a public school, and ICAHN 1-7 shall ensure compliance with all applicable anti-discrimination laws governing public schools, including Title VI of the Civil Rights Act and Paragraph 2854 (2) of the New York Education Law, governing admission to a charter school. New students will be admitted each year without regard to prior measures of achievement or aptitude, athletic ability, disability, handicapped condition, ethnicity, race, creed, gender, national origin, religion, or ancestry. Interested families will submit applications during the period between February 1st and April 1st, at which point students will be accepted. If the number of applicants to ICAHN 1 - 7 exceeds capacity, a lottery or a random selection process will be conducted. The lottery will be held within the first week of April.

Outreach – ICAHN 1-7 will undertake the measures below, among others, to recruit student applicants, including students with disabilities and English language learners (and will provide translation services, if necessary, for all promotional materials and any person-to-person interaction requiring an English translation):

- (1) Posting flyers and placing notices in local Spanish language newspapers, supermarkets, churches, community centers, apartment complexes, and local daycare centers
- (2) Conducting open houses at after-school programs and youth centers;
- (3) Visiting local organizations in surrounding neighborhoods, speaking at community meetings and distributing information packets; and
- (4) Canvassing neighborhoods to further reach interested families.

Specific measures will be designed and implemented to reach parents for/of:

- Whom English is not their primary language
- Students with disabilities
- Students who would qualify for free or reduced-price lunch



Appendix I: Teacher and Administrator Attrition

Last updated: 07/31/2015

Report changes in teacher and administrator staffing.

Page 1

Charter School Name:

Instructions for completing the Teacher and Administrator Attrition Tables

ALL charter schools should provide, for teachers and administrators only, the full time equivalent (FTE) of staff on June 30, 2014, the FTE for added staff from July 1, 2014 through June 30, 2015, and the FTE for any departed staff from July 1, 2014 through June 30, 2015 using the two tables provided.

2013-14 Teacher Attrition Table

	FTE Teachers on June 30, 2014	FTE Teachers Additions 7/1/14 – 6/30/15	FTE Teacher Departures 7/1/14 – 6/30/15
	20	14	9

2013-14 Administrator Position Attrition Table

	FTE Administrator Positions On 6/30/2014	FTE Administrator Additions 7/1/14 – 6/30/15	FTE Administrator Departures 7/1/14 – 6/30/15
	2	0	1

Thank you