



Entry 1 School Information

Created: 07/08/2016

Last updated: 08/01/2016

Please be advised that you will need to complete this cover page (including signatures) before all of the other tasks assigned to you by your authorizer are visible on your task page. While completing this task, please ensure that you select the correct authorizer or you may not be assigned the correct tasks.

Page 1

a. SCHOOL NAME AND BEDS#

(Select name from the drop down menu)

HENRY JOHNSON CS (SUNY TRUSTEES) 010100860892

b. CHARTER AUTHORIZER

(For technical reasons, please re-select authorizer name from the drop down menu).

SUNY-Authorized Charter School

c. DISTRICT / CSD OF LOCATION

Albany

d1. SCHOOL INFORMATION

	PRIMARY ADDRESS	PHONE NUMBER	FAX NUMBER	EMAIL ADDRESS
	30 Watervliet Avenue Albany, NY 12206	518-432-4300	518-432-4311	[REDACTED]

d2. PHONE CONTACT NUMBER FOR AFTER HOURS EMERGENCIES

Contact Name	Dr. Tiffani Curtis
Title	School Leader

Emergency Phone Number (###-###-####)



e. SCHOOL WEB ADDRESS (URL)

www.henryjohnsoncs.org

f. DATE OF INITIAL CHARTER

10/2005

g. DATE FIRST OPENED FOR INSTRUCTION

09/2007

i. TOTAL ENROLLMENT ON JUNE 30, 2016

380

j. GRADES SERVED IN SCHOOL YEAR 2015-16

Check all that apply

Grades Served

K, 1, 2, 3, 4

k1. DOES THE SCHOOL CONTRACT WITH A CHARTER OR EDUCATIONAL MANAGEMENT ORGANIZATION?

No

Page 2

l1. FACILITIES

Does the school maintain or operate multiple sites?



No, just one site.

I2. SCHOOL SITES

Please list the sites where the school will operate for the upcoming school year.

	Physical Address	Phone Number	District/CSD	Grades Served at Site	School at Full Capacity at Site	Facilities Agreement
Site 1 (same as primary site)	30 Watervliet Avenue Albany, NY 12206	518-432-4300	ALBANY CITY SD	K-4	Yes	Own
Site 2						
Site 3						

I2a. Please provide the contact information for Site 1.

	Name	Work Phone	Alternate Phone	Email Address
School Leader	Tiffani Curtis			
Operational Leader				
Compliance Contact	Tiffani Curtis			
Complaint Contact	Tiffani Curtis			

Page 3

n1. Were there any revisions to the school's charter during the 2015-16 school year? (Please include approved or pending material and non-material charter revisions).

Yes

n2. Summary of Charter Revisions

	Category (Select Best Description)	Specific Revision (150 word limit)	Date Approved by BOT (if applicable)	Date Approved by Authorizer (if
--	------------------------------------	------------------------------------	--------------------------------------	---------------------------------

				applicable)
1	Other	Non material change from TerraNova std testing to NWEA Map	10/20/2015	
2				
3				
4				
5				

o. Name and Position of Individual(s) Who Completed the 2015-16 Annual Report.


Tiffani B. Curtis, Ed.D., Principal & Jen Pasek, Consultant

p. Our signatures below attest that all of the information contained herein is truthful and accurate and that this charter school is in compliance with all aspects of its charter, and with all pertinent Federal, State, and local laws, regulations, and rules. We understand that if any information in any part of this report is found to have been deliberately misrepresented, that will constitute grounds for the revocation of our charter. Check **YES if you agree and then use the mouse on your PC or the stylist on your mobile device to sign your name).**


Responses Selected:

Yes

Signature, Head of Charter School



Signature, President of the Board of Trustees

A handwritten signature in black ink on a light gray background. The signature is fluid and cursive, starting with a small loop, rising to a peak, then dropping sharply before continuing with several more loops and a final upward stroke.

Date

2016/08/01

Thank you.



Entry 2 Link

Last updated: 07/08/2016

Page 1

1. NEW YORK STATE REPORT CARD

Provide a direct URL or web link to the most recent New York State School Report Card for the charter school (See <https://reportcards.nysed.gov/>).

(Charter schools completing year one will not yet have a School Report Card or link to one. Please type "URL is not available" in the space provided).

<http://data.nysed.gov/profile.php?instid=800000059286>



Entry 4 Expenditures per Child

Last updated: 07/30/2016

Page 1

Financial Information

This information is required of ALL charter schools. Provide the following measures of fiscal performance of the charter school in Appendix B (Total Expenditures and Administrative Expenditures Per Child):

1. Total Expenditures Per Child

To calculate **'Total Expenditures per Child'** take total expenditures (from the unaudited 2015-16 Schedule of Functional Expenses) and divide by the year end FTE student enrollment. (Integers Only. No dollar signs or commas).

Note: The information on the Schedule of Functional Expenses on pages 41-43 of the Audit Guide can help schools locate the amounts to use in the two per pupil calculations:
<http://www.p12.nysed.gov/psc/AuditGuide.html>

Line 1: Total Expenditures	5552484
Line 2: Year End FTE student enrollment	380
Line 3: Divide Line 1 by Line 2	14612

2. Administrative Expenditures per Child

To calculate **'Administrative Expenditures per Child'** To calculate "Administrative Expenditures per Child" first *add* together the following:

1. Take the relevant portion from the 'personnel services cost' row and the 'management and general' column (from the unaudited 2015-16 Schedule of Functional Expenses)
2. Any contracted administrative/management fee paid to other organizations or corporations
3. Take the total from above and divide it by the year-end FTE enrollment. The relevant portion that must be included in this calculation is defined as follows:

Administrative Expenditures: Administration and management of the charter school includes the activities and personnel of the offices of the chief school officer, the finance or business offices, school operations personnel, data management and reporting, human resources, technology, etc. It also includes those administrative and management services provided by other organizations or corporations on behalf of the charter school for which the charter school pays a fee or other compensation. Do not include the FTE of personnel whose role is to directly support the instructional program.

Notes:

The information on the Schedule of Functional Expenses on pages 41-43 of the Audit Guide can help schools locate the amounts to use in the two per pupil calculations:

<http://www.p12.nysed.gov/psc/AuditGuide.html>.

Employee benefit costs or expenditures should not be reported in the above calculations.

Line 1: Relevant Personnel Services Cost (Row)	0
Line 2: Management and General Cost (Column)	740318
Line 3: Sum of Line 1 and Line 2	740318
Line 5: Divide Line 3 by the Year End FTE student enrollment	1948

Thank you.



GENERAL INSTRUCTIONS FOR ANNUAL BUDGET/QUARTERLY REPORT

TEMPLATE TABS


1- GRAY tab contains the Instructions


Instructions	Provides description of tabs and input requirements.
Funding by District	Charter School Tuition Rates


2- BLUE tabs require input of information

1.) Name of School	>Select school name from list. >Enter contact information.
2.) Enrollment	Enter enrollment information for Annual Budget (& Revisions) and Quarterly Actuals. Includes: >Enrollment by Grade >Enrollment by District
3.) Staffing Plan	Enter staffing plan information for Annual Budget (& Revisions) and Quarterly Actuals. Includes: >Full Time Equivalent (FTE), by Position Category, By Quarter
4.) Yearly Budget	Enter Yearly Budget information. Includes: >"Pior Year" column may be completed based upon preliminary data, and adjusted with Annual Audited data when the Quarter 2 Actuals are being submitted. (Note: Quarterly Revenue allocation may be set) >Budgeted Enrollment data and Per Pupil Revenue for the current year are populated based upon input on tab "2.) Enrollment." >Budgeted FTE for current year is populated based upon input on tab "3.) Staffing Plan." >All other sources of revenue >All expenses >Budget Revisions, as necessary and <i>approved</i> by the school's Board of Directors, should be submitted when submitting Quarterly Actuals.
5.) Balance Sheet	Enter Balance Sheet information for EdCorps. Separate schools merged into a primary EdCorp should NOT use this tab. >"Pior Year" column may be completed based upon preliminary data, and adjusted with Annual Audited data when the Quarter 2 Actuals are being submitted.
6.) Quarterly Report	Enter Actual Quarterly Report information . Includes: >Actual Enrollment data and Per Pupil Revenue for the current year are populated based upon input on tab "2.) Enrollment." >Actual FTE for current year is populated based upon input on tab "3.) Staffing Plan." >All other sources of revenue >All expenses
7.) Annual Report Requirement	Complete when submitting Actual Quarter 4.

CELL COLORS & GUIDANCE COMMENTS

 = Enter information into the light BLUE shaded cells.

 = Cells labeled in ORANGE containe guidance regarding the input of information.

 = Cells containing RED triangles in the upper right corner contain "guidance comments" on that particular line item. Please "mouse-over" the triangle to reveal each comment.

Charter Funding Alphabetical By NYS School District
*** (Sum of Charter School Basic Tuition and Supplemental Basic Tuition)**

District Code	School District Name	Final 2015-16 Basic Tuition*	Final 2016-17 Basic Tuition*
--------------------------	-----------------------------	---	---



ANNUAL BUDGET & QUARTERLY REPORT TEMPLATE

Henry Johnson Charter School

SCHOOL

Name:	Henry Johnson Charter School
--------------	------------------------------

CONTACT INFORMATION

Contact Name:	Jennifer Wilson
Contact Title:	Finance Director
Contact Email:	
Contact Phone:	

REPORT PERIOD

Current Academic Year:	2016-17
Prior Academic Year:	Err:508

ENROLLMENT BY GRADES

GRADES	K	1	2	3	4	5	6	7
INITIAL BUDGETED ENROLLMENT	75	78	78	78	77			
TOTAL ENROLLMENT = 386								

ENROLLMENT BY DISTRICT

		PRIOR YEAR	ANNUAL BUDGET TOTAL DISTRICTS/ENROLLMENT BY QUARTER						
		ACTUAL	QUARTER 1		QUARTER 2		QUARTER 3		QUAR
NUMBER OF SCHOOL DISTRICTS ENROLLED:		13	Original	Revised	Original	Revised	Original	Revised	Original
NUMBER OF STUDENTS ENROLLED:		392.325	10	0	10	0	10	0	10
			386	0	386	0	386	0	386
			*NOTE: If there are NO budget revisions at the time of quarterly submittal leave the 'REVISED' COMPLETELY BLANK. If budget revisions ARE made, the entire "REVISED" budget columns affected quarter(s) must be completed on tabs 2, 3 and 4.						
		PRIOR YEAR	ENROLLMENT BY QUARTER						
		Err:508	QUARTER 1		QUARTER 2		QUARTER 3		QUAR
		Actual Enrollment	Original Budgeted Enrollment	Revised Budgeted Enrollment	Original Budgeted Enrollment	Revised Budgeted Enrollment	Original Budgeted Enrollment	Revised Budgeted Enrollment	Original Budgeted Enrollment
PRIMARY/OTHER	DISTRICT NAME(S)								
1 PRIMARY District	ALBANY CITY SD	276.9	275		275		275		275
2 SECONDARY District	SCHENECTADY CITY SD	38.8	39		39		39		39
3 Other District 3	TROY CITY SD	40.85	39		39		39		39
4 Other District 4	LANSINGBURGH CSD	14.3	15		15		15		15
5 Other District 5	SOUTH COLONIE CSD	4.375	5		5		5		5
6 Other District 6	WATERVLIET CITY SD	5.3	5		5		5		5
7 Other District 7	COHOES CITY SD	1.85	2		2		2		2
8 Other District 8	NORTH COLONIE CSD	3.1	2		2		2		2
9 Other District 9	MENANDS UFSD	2.75	2		2		2		2
10 Other District 10	RENSSELAER CITY SD	2.5	2		2		2		2
11 Other District 11	GUILDERLAND CSD	0.1							
12 Other District 12	SHENENDEHOWA CSD	0.9							
13 Other District 13	WATERFORD-HALFMOON UFSD	0.6							
14 Other District 14									
Other District 15	(Select from drop-down list) →								
Other District 16	(Select from drop-down list) →								
Other District 17	(Select from drop-down list) →								
Other District 18	(Select from drop-down list) →								
Other District 19	(Select from drop-down list) →								
Other District 20	(Select from drop-down list) →								
Other District 21	(Select from drop-down list) →								
Other District 22	(Select from drop-down list) →								
Other District 23	(Select from drop-down list) →								
Other District 24	(Select from drop-down list) →								
Other District 25	(Select from drop-down list) →								
Other District 26	(Select from drop-down list) →								
Other District 27	(Select from drop-down list) →								
Other District 28	(Select from drop-down list) →								
Other District 29	(Select from drop-down list) →								
Other District 30	(Select from drop-down list) →								
Other District 31	(Select from drop-down list) →								
Other District 32	(Select from drop-down list) →								
Other District 33	(Select from drop-down list) →								
Other District 34	(Select from drop-down list) →								
Other District 35	(Select from drop-down list) →								
Other District 36	(Select from drop-down list) →								
Other District 37	(Select from drop-down list) →								
Other District 38	(Select from drop-down list) →								
Other District 39	(Select from drop-down list) →								
Other District 40	(Select from drop-down list) →								
Other District 41	(Select from drop-down list) →								
Other District 42	(Select from drop-down list) →								
Other District 43	(Select from drop-down list) →								
Other District 44	(Select from drop-down list) →								
Other District 45	(Select from drop-down list) →								
Other District 46	(Select from drop-down list) →								
Other District 47	(Select from drop-down list) →								
Other District 48	(Select from drop-down list) →								
Other District 49	(Select from drop-down list) →								
Other District 50	(Select from drop-down list) →								

OL

8	9	10	11	12

[illegible]

STAFFING PLAN - F

***NOTE:** Enter the number of FTE positions in the "blue" cells.

***NOTE:** If there are NO budget revisions at the time of quarterly submittal leave the "REVISED" column blank. If budget revisions ARE made, the entire "REVISED" budget columns for the affected

ADMINISTRATIVE PERSONNEL FTE						
PRIOR YEAR		ANNUAL BUDGETED FTE				
Err:508		Q1		Q2		Q
ACTUAL		Original	Revised	Original	Revised	Original
Executive Management	1.0	1.0		1.0		1.0
Instructional Management	2.0	2.0		2.0		2.0
Deans, Directors & Coordinators						
CFO / Director of Finance						
Operation / Business Manager	1.0	1.0		1.0		1.0
Administrative Staff	5.0	7.0		7.0		7.0
TOTAL ADMINISTRATIVE STAFF	9.0	11.0	0.0	11.0	0.0	11.0

INSTRUCTIONAL PERSONNEL FTE						
PRIOR YEAR		ANNUAL BUDGETED FTE				
Err:508		Q1		Q2		Q
ACTUAL		Original	Revised	Original	Revised	Original
Teachers - Regular	26.0	26.0		26.0		26.0
Teachers - SPED	2.0	2.0		2.0		2.0
Substitute Teachers		1.0		1.0		1.0
Teaching Assistants	4.0	4.0		4.0		4.0
Specialty Teachers	4.0	4.0		4.0		4.0
Aides						
Therapists & Counselors	2.0	3.0		3.0		3.0
Other	5.0	5.0		5.0		5.0
TOTAL INSTRUCTIONAL	43.0	45.0	0.0	45.0	0.0	45.0

NON-INSTRUCTIONAL PERSONNEL FTE						
PRIOR YEAR		ANNUAL BUDGETED FTE				
Err:508		Q1		Q2		Q
ACTUAL		Original	Revised	Original	Revised	Original
Nurse						
Librarian						
Custodian						
Security						
Other	4.0	4.0		4.0		4.0
TOTAL NON-INSTRUCTIONAL	4.0	4.0	0.0	4.0	0.0	4.0

TOTAL PERSONNEL SERVICE FTE		56.0	60.0	0.0	60.0	0.0	60.0
-----------------------------	--	------	------	-----	------	-----	------

**JSON CHARTER SCHOOL
2016-17**

FULL TIME EQUIVALENT ("FTE")

***NOTE:** Enter the number of FTE positions in the "blue" cells.

The 'REVISED' Column(s) COMPLETELY BLANK. Revised quarter(s) must be completed on tabs 2, 3

***NOTE:** Each quarter, the actual FTE should be input.

ADMINISTRATIVE PERSONNEL FTE				ACTUAL QUARTERLY FTE			
	Q3	Q4		Q1	Q2	Q3	Q4
	Revised	Original	Revised	Actual	Actual	Actual	Actual
Executive Management		1.0					
Instructional Management		2.0					
Deans, Directors & Coordinators							
CFO / Director of Finance							
Operation / Business Manager		1.0					
Administrative Staff		7.0					
TOTAL ADMINISTRATIVE STAFF	0.0	11.0	0.0	0.0	0.0	0.0	0.0

INSTRUCTIONAL PERSONNEL FTE				ACTUAL QUARTERLY FTE			
	Q3	Q4		Q1	Q2	Q3	Q4
	Revised	Original	Revised	Actual	Actual	Actual	Actual
Teachers - Regular		26.0					
Teachers - SPED		2.0					
Substitute Teachers		1.0					
Teaching Assistants		4.0					
Specialty Teachers		4.0					
Aides							
Therapists & Counselors		3.0					
Other		5.0					
TOTAL INSTRUCTIONAL	0.0	45.0	0.0	0.0	0.0	0.0	0.0

NON-INSTRUCTIONAL PERSONNEL FTE				ACTUAL QUARTERLY FTE			
	Q3	Q4		Q1	Q2	Q3	Q4
	Revised	Original	Revised	Actual	Actual	Actual	Actual
Nurse							
Librarian							
Custodian							
Security							
Other		4.0					
TOTAL NON-INSTRUCTIONAL	0.0	4.0	0.0	0.0	0.0	0.0	0.0

TOTAL PERSONNEL SERVICE FTE	0.0	60.0	0.0	0.0	0.0	0.0	0.0
-----------------------------	-----	------	-----	-----	-----	-----	-----

*NOTE: Enter the number of FTE positions in the "blue" cells.	*NOTE: State the assumptions that are being made for personnel FTE levels.
--	---

ADMINISTRATIVE PERSONNEL FTE	Description of Assumptions
Executive Management	
Instructional Management	
Deans, Directors & Coordinators	
CFO / Director of Finance	
Operation / Business Manager	
Administrative Staff	
TOTAL ADMINISTRATIVE STAFF	

INSTRUCTIONAL PERSONNEL FTE	Description of Assumptions
Teachers - Regular	
Teachers - SPED	
Substitute Teachers	
Teaching Assistants	
Specialty Teachers	
Aides	
Therapists & Counselors	
Other	
TOTAL INSTRUCTIONAL	

NON-INSTRUCTIONAL PERSONNEL FTE	Description of Assumptions
Nurse	
Librarian	
Custodian	
Security	
Other	
TOTAL NON-INSTRUCTIONAL	

TOTAL PERSONNEL SERVICE FTE	
-----------------------------	--

HENRY JOHNSON CHARTER SCHOC
Budget / Operating Plan
2016-17

Total Revenue	-	#NAME?	#NAME?	#NAME?	#NAME?	#NAME?	#NAME?	#NAME?	
Total Expenses	-	1,477,652	#NAME?	#NAME?	1,601,752	#NAME?	#NAME?	1,456,450	
Net Income	-	#NAME?	#NAME?	#NAME?	#NAME?	#NAME?	#NAME?	#NAME?	
Actual Student Enrollment	392	386	-	-	386	-	-	386	
	Prior Year Actual	1st Quarter - 7/1 - 9/30			2nd Quarter - 10/1 - 12/31			3rd Quarter - 10/1 - 12/31	
	Err:508	Original Budget	Revised Budget	Variance	Original Budget	Revised Budget	Variance	Original Budget	
EXPENSES									
ADMINISTRATIVE STAFF PERSONNEL COSTS	Avg. No. of Positions								
Executive Management	1.00	13,926		#NAME?	13,926		#NAME?	13,926	
Instructional Management	2.00	53,431		#NAME?	53,431		#NAME?	53,431	
Deans, Directors & Coordinators	-			#NAME?			#NAME?		
CFO / Director of Finance	-			#NAME?			#NAME?		
Operation / Business Manager	1.00	12,879		#NAME?	12,879		#NAME?	12,879	
Administrative Staff	7.00	92,194		#NAME?	92,194		#NAME?	92,194	
TOTAL ADMINISTRATIVE STAFF	11.00	-	172,429	-	#NAME?	172,429	-	#NAME?	172,429
INSTRUCTIONAL PERSONNEL COSTS									
Teachers - Regular	26.00	316,098		#NAME?	316,098		#NAME?	316,098	
Teachers - SPED	2.00	25,928		#NAME?	25,928		#NAME?	25,928	
Substitute Teachers	1.00	250		#NAME?	250		#NAME?	250	
Teaching Assistants	4.00	40,314		#NAME?	40,314		#NAME?	40,314	
Specialty Teachers	4.00	71,713		#NAME?	71,713		#NAME?	71,713	
Aides	-			#NAME?			#NAME?		
Therapists & Counselors	3.00	36,614		#NAME?	36,614		#NAME?	36,614	
Other	5.00	48,500		#NAME?	159,500		#NAME?	48,500	
TOTAL INSTRUCTIONAL	45.00	-	539,417	-	#NAME?	650,417	-	#NAME?	539,417
NON-INSTRUCTIONAL PERSONNEL COSTS									
Nurse	-			#NAME?			#NAME?		
Librarian	-			#NAME?			#NAME?		
Custodian	-			#NAME?			#NAME?		
Security	-			#NAME?			#NAME?		
Other	4.00	32,033		#NAME?	32,033		#NAME?	32,033	
TOTAL NON-INSTRUCTIONAL	4.00	-	32,033	-	#NAME?	32,033	-	#NAME?	32,033
SUBTOTAL PERSONNEL SERVICE COSTS	60.00	-	743,879	-	#NAME?	854,879	-	#NAME?	743,879
PAYROLL TAXES AND BENEFITS									
Payroll Taxes		76,420		#NAME?	76,420		#NAME?	76,420	
Fringe / Employee Benefits		127,530		#NAME?	127,530		#NAME?	127,530	
Retirement / Pension		11,750		#NAME?	11,750		#NAME?	11,750	
TOTAL PAYROLL TAXES AND BENEFITS		-	215,700	-	#NAME?	215,700	-	#NAME?	215,700
TOTAL PERSONNEL SERVICE COSTS	60.00	-	959,579	-	#NAME?	1,070,579	-	#NAME?	959,579
CONTRACTED SERVICES									
Accounting / Audit		11,550		#NAME?	27,150		#NAME?	11,550	
Legal		1250		#NAME?	1250		#NAME?	1250	
Management Company Fee				#NAME?			#NAME?		
Nurse Services		11,000		#NAME?	11,000		#NAME?	11,000	
Food Service / School Lunch		32,500		#NAME?	32,500		#NAME?	32,500	
Payroll Services		250		#NAME?	250		#NAME?	250	
Special Ed Services		15,000		#NAME?	15,000		#NAME?	15,000	
Titlement Services (i.e. Title I)				#NAME?			#NAME?		
Other Purchased / Professional / Consulting		24,000		#NAME?	24,000		#NAME?	24,000	
TOTAL CONTRACTED SERVICES		-	95,550	-	#NAME?	111,150	-	#NAME?	95,550

HENRY JOHNSON CHARTER SCHOC
Budget / Operating Plan
2016-17

Total Revenue	-	#NAME?	#NAME?	#NAME?	#NAME?	#NAME?	#NAME?	#NAME?
Total Expenses	-	1,477,652	#NAME?	#NAME?	1,601,752	#NAME?	#NAME?	1,456,450
Net Income	-	#NAME?	#NAME?	#NAME?	#NAME?	#NAME?	#NAME?	#NAME?
Actual Student Enrollment	392	386	-	-	386	-	-	386

	Prior Year Actual	1st Quarter - 7/1 - 9/30			2nd Quarter - 10/1 - 12/31			3rd Quarter
	Err:508	Original Budget	Revised Budget	Variance	Original Budget	Revised Budget	Variance	Original Budget

ENROLLMENT - *School Districts Are Linked To Above Entries*

Number of Districts:	13	10	-	-	10	-	-	10
ALBANY CITY SD	277	275	-	-	275	-	-	275
SCHENECTADY CITY SD	39	39	-	-	39	-	-	39
TROY CITY SD	41	39	-	-	39	-	-	39
LANSINGBURGH CSD	14	15	-	-	15	-	-	15
SOUTH COLONIE CSD	4	5	-	-	5	-	-	5
WATERVLIET CITY SD	5	5	-	-	5	-	-	5
COHOES CITY SD	2	2	-	-	2	-	-	2
NORTH COLONIE CSD	3	2	-	-	2	-	-	2
MENANDS UFSD	3	2	-	-	2	-	-	2
RENSSELAER CITY SD	3	2	-	-	2	-	-	2
GUILDERLAND CSD	0	-	-	-	-	-	-	-
SHENENDEHOWA CSD	1	-	-	-	-	-	-	-
WATERFORD-HALFMOON UFSD	1	-	-	-	-	-	-	-
-	-	-	-	-	-	-	-	-
-	-	-	-	-	-	-	-	-
-	-	-	-	-	-	-	-	-
ALL OTHER School Districts: (Weighted Avg)	-	-	-	-	-	-	-	-
TOTAL ENROLLMENT	392	386	-	-	386	-	-	386
REVENUE PER PUPIL	-	#NAME?	-	#NAME?	#NAME?	-	#NAME?	#NAME?
EXPENSES PER PUPIL	-	3,828	-	#NAME?	4,150	-	#NAME?	3,773

		DL				
Total Revenue		#NAME?	#NAME?	#NAME?	#NAME?	#NAME?
Total Expenses		#NAME?	#NAME?	1,469,710	#NAME?	#NAME?
Net Income		#NAME?	#NAME?	#NAME?	#NAME?	#NAME?
Actual Student Enrollment		-	-	386	-	-
		Quarter - 1/1 - 3/31		4th Quarter - 4/1 - 6/30		
		Revised Budget	Variance	Original Budget	Revised Budget	Variance
REVENUE		Use the 'REVISED' Column(s) COMPLETELY BLANK. Selected quarter(s) must be completed on tabs 2, 3 and 4.				
REVENUES FROM STATE SOURCES						
Per Pupil Revenue		2016-17				
		Per Pupil Rate	25.0%	25.0%	25.0%	
ALBANY CITY SD		#NAME?	#NAME?	#NAME?	#NAME?	#NAME?
SCHENECTADY CITY SD		#NAME?	#NAME?	#NAME?	#NAME?	#NAME?
TROY CITY SD		#NAME?	#NAME?	#NAME?	#NAME?	#NAME?
LANSINGBURGH CSD		#NAME?	#NAME?	#NAME?	#NAME?	#NAME?
SOUTH COLONIE CSD		#NAME?	#NAME?	#NAME?	#NAME?	#NAME?
WATERVLIET CITY SD		#NAME?	#NAME?	#NAME?	#NAME?	#NAME?
COHOES CITY SD		#NAME?	#NAME?	#NAME?	#NAME?	#NAME?
NORTH COLONIE CSD		#NAME?	#NAME?	#NAME?	#NAME?	#NAME?
MENANDS UFSD		#NAME?	#NAME?	#NAME?	#NAME?	#NAME?
RENSSELAER CITY SD		#NAME?	#NAME?	#NAME?	#NAME?	#NAME?
GUILDERLAND CSD		#NAME?	#NAME?	#NAME?	#NAME?	#NAME?
SHENENDEHOWA CSD		#NAME?	#NAME?	#NAME?	#NAME?	#NAME?
WATERFORD-HALFMOON UFSD		#NAME?	#NAME?	#NAME?	#NAME?	#NAME?
-		#N/A	#N/A	#N/A	#N/A	#NAME?
-		#N/A	#N/A	#N/A	#N/A	#NAME?
ALL OTHER School Districts: (Weighted Avg)		#N/A	#N/A	#N/A	#N/A	#NAME?
TOTAL Per Pupil Revenue (Weighted Average Per Pupil Funding)		#NAME?	#NAME?	#NAME?	#NAME?	#NAME?
Special Education Revenue			#NAME?	33,451		#NAME?
Grants						
Stimulus			#NAME?			#NAME?
DYCD (Department of Youth and Community Development)			#NAME?			#NAME?
Other			#NAME?			#NAME?
Other			#NAME?			#NAME?
TOTAL REVENUE FROM STATE SOURCES		#NAME?	#NAME?	#NAME?	#NAME?	#NAME?
REVENUE FROM FEDERAL FUNDING						
IDEA Special Needs			#NAME?			#NAME?
Title I			#NAME?	46,250		#NAME?
Title Funding - Other			#NAME?	2250		#NAME?
School Food Service (Free Lunch)			#NAME?	75,000		#NAME?
Grants						
Charter School Program (CSP) Planning & Implementation			#NAME?			#NAME?
Other			#NAME?			#NAME?
Other			#NAME?			#NAME?
TOTAL REVENUE FROM FEDERAL SOURCES		-	#NAME?	123,500	-	#NAME?
LOCAL and OTHER REVENUE						
Contributions and Donations			#NAME?	150		#NAME?
Fundraising			#NAME?	2,500		#NAME?
Erate Reimbursement			#NAME?			#NAME?
Earnings on Investments			#NAME?			#NAME?
Interest Income			#NAME?			#NAME?
Food Service (Income from meals)			#NAME?	750		#NAME?
Text Book			#NAME?			#NAME?
OTHER			#NAME?	834		#NAME?
TOTAL REVENUE FROM LOCAL and OTHER SOURCES		-	#NAME?	4,234	-	#NAME?
TOTAL REVENUE		#NAME?	#NAME?	#NAME?	#NAME?	#NAME?

		DL				
Total Revenue		#NAME?	#NAME?	#NAME?	#NAME?	#NAME?
Total Expenses		#NAME?	#NAME?	1,469,710	#NAME?	#NAME?
Net Income		#NAME?	#NAME?	#NAME?	#NAME?	#NAME?
Actual Student Enrollment		-	-	386	-	-
		Quarter - 1/1 - 3/31		4th Quarter - 4/1 - 6/30		
		Revised Budget	Variance	Original Budget	Revised Budget	Variance
EXPENSES						
ADMINISTRATIVE STAFF PERSONNEL COSTS		Avg. No. of Positions				
Executive Management	1.00		#NAME?	13,926		#NAME?
Instructional Management	2.00		#NAME?	53,431		#NAME?
Deans, Directors & Coordinators	-		#NAME?			#NAME?
CFO / Director of Finance	-		#NAME?			#NAME?
Operation / Business Manager	1.00		#NAME?	12,879		#NAME?
Administrative Staff	7.00		#NAME?	92,194		#NAME?
TOTAL ADMINISTRATIVE STAFF	11.00	-	#NAME?	172,429	-	#NAME?
INSTRUCTIONAL PERSONNEL COSTS						
Teachers - Regular	26.00		#NAME?	316,098		#NAME?
Teachers - SPED	2.00		#NAME?	25,928		#NAME?
Substitute Teachers	1.00		#NAME?	250		#NAME?
Teaching Assistants	4.00		#NAME?	40,314		#NAME?
Specialty Teachers	4.00		#NAME?	71,713		#NAME?
Aides	-		#NAME?			#NAME?
Therapists & Counselors	3.00		#NAME?	36,614		#NAME?
Other	5.00		#NAME?	48,500		#NAME?
TOTAL INSTRUCTIONAL	45.00	-	#NAME?	539,417	-	#NAME?
NON-INSTRUCTIONAL PERSONNEL COSTS						
Nurse	-		#NAME?			#NAME?
Librarian	-		#NAME?			#NAME?
Custodian	-		#NAME?			#NAME?
Security	-		#NAME?			#NAME?
Other	4.00		#NAME?	32,033		#NAME?
TOTAL NON-INSTRUCTIONAL	4.00	-	#NAME?	32,033	-	#NAME?
SUBTOTAL PERSONNEL SERVICE COSTS		60.00	-	#NAME?	743,879	-
PAYROLL TAXES AND BENEFITS						
Payroll Taxes			#NAME?	76,420		#NAME?
Fringe / Employee Benefits			#NAME?	127,530		#NAME?
Retirement / Pension			#NAME?	11,750		#NAME?
TOTAL PAYROLL TAXES AND BENEFITS		-	#NAME?	215,700	-	#NAME?
TOTAL PERSONNEL SERVICE COSTS		60.00	-	#NAME?	959,579	-
CONTRACTED SERVICES						
Accounting / Audit			#NAME?	11,550		#NAME?
Legal			#NAME?	1250		#NAME?
Management Company Fee			#NAME?			#NAME?
Nurse Services			#NAME?	11,000		#NAME?
Food Service / School Lunch			#NAME?	32,500		#NAME?
Payroll Services			#NAME?	250		#NAME?
Special Ed Services			#NAME?	15,000		#NAME?
Titlement Services (i.e. Title I)			#NAME?			#NAME?
Other Purchased / Professional / Consulting			#NAME?	24,000		#NAME?
TOTAL CONTRACTED SERVICES		-	#NAME?	95,550	-	#NAME?

	DL				
Total Revenue	#NAME?	#NAME?	#NAME?	#NAME?	#NAME?
Total Expenses	#NAME?	#NAME?	1,469,710	#NAME?	#NAME?
Net Income	#NAME?	#NAME?	#NAME?	#NAME?	#NAME?
Actual Student Enrollment	-	-	386	-	-
	Quarter - 1/1 - 3/31		4th Quarter - 4/1 - 6/30		
	Revised Budget	Variance	Original Budget	Revised Budget	Variance
SCHOOL OPERATIONS					
Board Expenses		#NAME?	125		#NAME?
Classroom / Teaching Supplies & Materials		#NAME?	19,750		#NAME?
Special Ed Supplies & Materials		#NAME?			#NAME?
Textbooks / Workbooks		#NAME?	10,000		#NAME?
Supplies & Materials other		#NAME?			#NAME?
Equipment / Furniture		#NAME?	7125		#NAME?
Telephone		#NAME?	3375		#NAME?
Technology		#NAME?	12,500		#NAME?
Student Testing & Assessment		#NAME?	7500		#NAME?
Field Trips		#NAME?			#NAME?
Transportation (student)		#NAME?	57,938		#NAME?
Student Services - other		#NAME?	11125		#NAME?
Office Expense		#NAME?	10250		#NAME?
Staff Development		#NAME?	10000		#NAME?
Staff Recruitment		#NAME?			#NAME?
Student Recruitment / Marketing		#NAME?	2500		#NAME?
School Meals / Lunch		#NAME?			#NAME?
Travel (Staff)		#NAME?	500		#NAME?
Fundraising		#NAME?			#NAME?
Other		#NAME?	113		#NAME?
TOTAL SCHOOL OPERATIONS	-	#NAME?	152,800	-	#NAME?
FACILITY OPERATION & MAINTENANCE					
Insurance		#NAME?	13,350		#NAME?
Janitorial		#NAME?	27,000		#NAME?
Building and Land Rent / Lease / Facility Finance Interest		#NAME?	110,046.21		#NAME?
Repairs & Maintenance		#NAME?	34,885		#NAME?
Equipment / Furniture		#NAME?			#NAME?
Security		#NAME?	1250		#NAME?
Utilities		#NAME?	16,750		#NAME?
TOTAL FACILITY OPERATION & MAINTENANCE	-	#NAME?	203,281	-	#NAME?
DEPRECIATION & AMORTIZATION		#NAME?	56,000		#NAME?
RESERVES / CONTINGENCY		#NAME?	2500		#NAME?
TOTAL EXPENSES	-	#NAME?	1,469,710	-	#NAME?
NET INCOME	#NAME?	#NAME?	#NAME?	#NAME?	#NAME?

	DL				
Total Revenue	#NAME?	#NAME?	#NAME?	#NAME?	#NAME?
Total Expenses	#NAME?	#NAME?	1,469,710	#NAME?	#NAME?
Net Income	#NAME?	#NAME?	#NAME?	#NAME?	#NAME?
Actual Student Enrollment	-	-	386	-	-
	Quarter - 1/1 - 3/31		4th Quarter - 4/1 - 6/30		
	Revised Budget	Variance	Original Budget	Revised Budget	Variance
ENROLLMENT - *School Districts Are Linked To Above Entries*					
Number of Districts:	-	-	10	-	-
ALBANY CITY SD	-	-	275	-	-
SCHENECTADY CITY SD	-	-	39	-	-
TROY CITY SD	-	-	39	-	-
LANSINGBURGH CSD	-	-	15	-	-
SOUTH COLONIE CSD	-	-	5	-	-
WATERVLIET CITY SD	-	-	5	-	-
COHOES CITY SD	-	-	2	-	-
NORTH COLONIE CSD	-	-	2	-	-
MENANDS UFSD	-	-	2	-	-
RENSSELAER CITY SD	-	-	2	-	-
GUILDERLAND CSD	-	-	-	-	-
SHENENDEHOWA CSD	-	-	-	-	-
WATERFORD-HALFMOON UFSD	-	-	-	-	-
-	-	-	-	-	-
-	-	-	-	-	-
ALL OTHER School Districts: (Weighted Avg)	-	-	-	-	-
TOTAL ENROLLMENT	-	-	386	-	-
REVENUE PER PUPIL					
	-	#NAME?	#NAME?	-	#NAME?
EXPENSES PER PUPIL					
	-	#NAME?	3,808	-	#NAME?

		HENRY JOHNSON CHAR Budget / Operating Plan 2016-17				
Total Revenue		#NAME?	#NAME?	#NAME?	#NAME?	#NAME?
Total Expenses		6,005,564	#NAME?	#NAME?	(6,005,564)	#NAME?
Net Income		#NAME?	#NAME?	#NAME?	#NAME?	#NAME?
Actual Student Enrollment						
		Total Year			VARIANCE	
		Original Budget	Revised Budget	Variance	Original Budget vs. PY Budget	Revised Budget vs. PY Budget
REVENUE						
REVENUES FROM STATE SOURCES						
Per Pupil Revenue		2016-17				
		Per Pupil Rate				
ALBANY CITY SD	#NAME?	#NAME?	#NAME?	#NAME?	#NAME?	#NAME?
SCHENECTADY CITY SD	#NAME?	#NAME?	#NAME?	#NAME?	#NAME?	#NAME?
TROY CITY SD	#NAME?	#NAME?	#NAME?	#NAME?	#NAME?	#NAME?
LANSINGBURGH CSD	#NAME?	#NAME?	#NAME?	#NAME?	#NAME?	#NAME?
SOUTH COLONIE CSD	#NAME?	#NAME?	#NAME?	#NAME?	#NAME?	#NAME?
WATERVLIET CITY SD	#NAME?	#NAME?	#NAME?	#NAME?	#NAME?	#NAME?
COHOES CITY SD	#NAME?	#NAME?	#NAME?	#NAME?	#NAME?	#NAME?
NORTH COLONIE CSD	#NAME?	#NAME?	#NAME?	#NAME?	#NAME?	#NAME?
MENANDS UFSD	#NAME?	#NAME?	#NAME?	#NAME?	#NAME?	#NAME?
RENSSELAER CITY SD	#NAME?	#NAME?	#NAME?	#NAME?	#NAME?	#NAME?
GUILDERLAND CSD	#NAME?	#NAME?	#NAME?	#NAME?	#NAME?	#NAME?
SHENENDEHOWA CSD	#NAME?	#NAME?	#NAME?	#NAME?	#NAME?	#NAME?
WATERFORD-HALFMOON UFSD	#NAME?	#NAME?	#NAME?	#NAME?	#NAME?	#NAME?
-	#N/A	#N/A	#NAME?	#NAME?	#N/A	#NAME?
-	#N/A	#N/A	#NAME?	#NAME?	#N/A	#NAME?
ALL OTHER School Districts: (Weighted Avg)	#N/A	#N/A	#NAME?	#NAME?	#N/A	#NAME?
TOTAL Per Pupil Revenue (Weighted Average Per Pupil Funding)	#NAME?	#NAME?	#NAME?	#NAME?	#NAME?	#NAME?
Special Education Revenue		66,902	#NAME?	#NAME?	66,902	#NAME?
Grants						
Stimulus		-	#NAME?	#NAME?	-	#NAME?
DYCD (Department of Youth and Community Development)		-	#NAME?	#NAME?	-	#NAME?
Other		-	#NAME?	#NAME?	-	#NAME?
Other		-	#NAME?	#NAME?	-	#NAME?
TOTAL REVENUE FROM STATE SOURCES		#NAME?	#NAME?	#NAME?	#NAME?	#NAME?
REVENUE FROM FEDERAL FUNDING						
IDEA Special Needs		-	#NAME?	#NAME?	-	#NAME?
Title I		185,000	#NAME?	#NAME?	185,000	#NAME?
Title Funding - Other		9,000	#NAME?	#NAME?	9,000	#NAME?
School Food Service (Free Lunch)		300,000	#NAME?	#NAME?	300,000	#NAME?
Grants						
Charter School Program (CSP) Planning & Implementation		-	#NAME?	#NAME?	-	#NAME?
Other		-	#NAME?	#NAME?	-	#NAME?
Other		-	#NAME?	#NAME?	-	#NAME?
TOTAL REVENUE FROM FEDERAL SOURCES		494,000	#NAME?	#NAME?	494,000	#NAME?
LOCAL and OTHER REVENUE						
Contributions and Donations		150	#NAME?	#NAME?	150	#NAME?
Fundraising		2,500	#NAME?	#NAME?	2,500	#NAME?
Erate Reimbursement		1,150	#NAME?	#NAME?	1,150	#NAME?
Earnings on Investments		-	#NAME?	#NAME?	-	#NAME?
Interest Income		-	#NAME?	#NAME?	-	#NAME?
Food Service (Income from meals)		3,000	#NAME?	#NAME?	3,000	#NAME?
Text Book		-	#NAME?	#NAME?	-	#NAME?
OTHER		3,348	#NAME?	#NAME?	3,348	#NAME?
TOTAL REVENUE FROM LOCAL and OTHER SOURCES		10,148	#NAME?	#NAME?	10,148	#NAME?
TOTAL REVENUE		#NAME?	#NAME?	#NAME?	#NAME?	#NAME?

		HENRY JOHNSON CHAR Budget / Operating Plan 2016-17				
Total Revenue		#NAME?	#NAME?	#NAME?	#NAME?	#NAME?
Total Expenses		6,005,564	#NAME?	#NAME?	(6,005,564)	#NAME?
Net Income		#NAME?	#NAME?	#NAME?	#NAME?	#NAME?
Actual Student Enrollment						
		Total Year			VARIANCE	
		Original Budget	Revised Budget	Variance	Original Budget vs. PY Budget	Revised Budget vs. PY Budget
EXPENSES						
ADMINISTRATIVE STAFF PERSONNEL COSTS		Avg. No. of Positions				
Executive Management	1.00	55,702	#NAME?	#NAME?	(55,702)	#NAME?
Instructional Management	2.00	213,725	#NAME?	#NAME?	(213,725)	#NAME?
Deans, Directors & Coordinators	-	-	#NAME?	#NAME?	-	#NAME?
CFO / Director of Finance	-	-	#NAME?	#NAME?	-	#NAME?
Operation / Business Manager	1.00	51,516	#NAME?	#NAME?	(51,516)	#NAME?
Administrative Staff	7.00	368,774	#NAME?	#NAME?	(368,774)	#NAME?
TOTAL ADMINISTRATIVE STAFF	11.00	689,717	#NAME?	#NAME?	(689,717)	#NAME?
INSTRUCTIONAL PERSONNEL COSTS						
Teachers - Regular	26.00	1,264,393	#NAME?	#NAME?	(1,264,393)	#NAME?
Teachers - SPED	2.00	103,710	#NAME?	#NAME?	(103,710)	#NAME?
Substitute Teachers	1.00	1,000	#NAME?	#NAME?	(1,000)	#NAME?
Teaching Assistants	4.00	161,257	#NAME?	#NAME?	(161,257)	#NAME?
Specialty Teachers	4.00	286,853	#NAME?	#NAME?	(286,853)	#NAME?
Aides	-	-	#NAME?	#NAME?	-	#NAME?
Therapists & Counselors	3.00	146,455	#NAME?	#NAME?	(146,455)	#NAME?
Other	5.00	305,000	#NAME?	#NAME?	(305,000)	#NAME?
TOTAL INSTRUCTIONAL	45.00	2,268,668	#NAME?	#NAME?	(2,268,668)	#NAME?
NON-INSTRUCTIONAL PERSONNEL COSTS						
Nurse	-	-	#NAME?	#NAME?	-	#NAME?
Librarian	-	-	#NAME?	#NAME?	-	#NAME?
Custodian	-	-	#NAME?	#NAME?	-	#NAME?
Security	-	-	#NAME?	#NAME?	-	#NAME?
Other	4.00	128,131	#NAME?	#NAME?	(128,131)	#NAME?
TOTAL NON-INSTRUCTIONAL	4.00	128,131	#NAME?	#NAME?	(128,131)	#NAME?
SUBTOTAL PERSONNEL SERVICE COSTS		60.00	3,086,516	#NAME?	#NAME?	(3,086,516)
PAYROLL TAXES AND BENEFITS						
Payroll Taxes		305,680	#NAME?	#NAME?	(305,680)	#NAME?
Fringe / Employee Benefits		510,119	#NAME?	#NAME?	(510,119)	#NAME?
Retirement / Pension		47,000	#NAME?	#NAME?	(47,000)	#NAME?
TOTAL PAYROLL TAXES AND BENEFITS		862,799	#NAME?	#NAME?	(862,799)	#NAME?
TOTAL PERSONNEL SERVICE COSTS		60.00	3,949,315	#NAME?	#NAME?	(3,949,315)
CONTRACTED SERVICES						
Accounting / Audit		61,800	#NAME?	#NAME?	(61,800)	#NAME?
Legal		5,000	#NAME?	#NAME?	(5,000)	#NAME?
Management Company Fee		-	#NAME?	#NAME?	-	#NAME?
Nurse Services		44,000	#NAME?	#NAME?	(44,000)	#NAME?
Food Service / School Lunch		130,000	#NAME?	#NAME?	(130,000)	#NAME?
Payroll Services		1,000	#NAME?	#NAME?	(1,000)	#NAME?
Special Ed Services		60,000	#NAME?	#NAME?	(60,000)	#NAME?
Titlment Services (i.e. Title I)		-	#NAME?	#NAME?	-	#NAME?
Other Purchased / Professional / Consulting		96,000	#NAME?	#NAME?	(96,000)	#NAME?
TOTAL CONTRACTED SERVICES		397,800	#NAME?	#NAME?	(397,800)	#NAME?

HENRY JOHNSON CHAR					
Budget / Operating Plan					
2016-17					
Total Revenue	#NAME?	#NAME?	#NAME?	#NAME?	#NAME?
Total Expenses	6,005,564	#NAME?	#NAME?	(6,005,564)	#NAME?
Net Income	#NAME?	#NAME?	#NAME?	#NAME?	#NAME?
Actual Student Enrollment					
	Total Year			VARIANCE	
	Original Budget	Revised Budget	Variance	Original Budget vs. PY Budget	Revised Budget vs. PY Budget
SCHOOL OPERATIONS					
Board Expenses	500	#NAME?	#NAME?	(500)	#NAME?
Classroom / Teaching Supplies & Materials	79,000	#NAME?	#NAME?	(79,000)	#NAME?
Special Ed Supplies & Materials	-	#NAME?	#NAME?	-	#NAME?
Textbooks / Workbooks	40,000	#NAME?	#NAME?	(40,000)	#NAME?
Supplies & Materials other	-	#NAME?	#NAME?	-	#NAME?
Equipment / Furniture	28,500	#NAME?	#NAME?	(28,500)	#NAME?
Telephone	13,500	#NAME?	#NAME?	(13,500)	#NAME?
Technology	50,000	#NAME?	#NAME?	(50,000)	#NAME?
Student Testing & Assessment	30,000	#NAME?	#NAME?	(30,000)	#NAME?
Field Trips	-	#NAME?	#NAME?	-	#NAME?
Transportation (student)	231,750	#NAME?	#NAME?	(231,750)	#NAME?
Student Services - other	82,404	#NAME?	#NAME?	(82,404)	#NAME?
Office Expense	41,000	#NAME?	#NAME?	(41,000)	#NAME?
Staff Development	42,000	#NAME?	#NAME?	(42,000)	#NAME?
Staff Recruitment	-	#NAME?	#NAME?	-	#NAME?
Student Recruitment / Marketing	10,000	#NAME?	#NAME?	(10,000)	#NAME?
School Meals / Lunch	-	#NAME?	#NAME?	-	#NAME?
Travel (Staff)	2,000	#NAME?	#NAME?	(2,000)	#NAME?
Fundraising	-	#NAME?	#NAME?	-	#NAME?
Other	450	#NAME?	#NAME?	(450)	#NAME?
TOTAL SCHOOL OPERATIONS	651,104	#NAME?	#NAME?	(651,104)	#NAME?
FACILITY OPERATION & MAINTENANCE					
Insurance	53,400	#NAME?	#NAME?	(53,400)	#NAME?
Janitorial	108,000	#NAME?	#NAME?	(108,000)	#NAME?
Building and Land Rent / Lease / Facility Finance Interest	440,185	#NAME?	#NAME?	(440,185)	#NAME?
Repairs & Maintenance	99,760	#NAME?	#NAME?	(99,760)	#NAME?
Equipment / Furniture	-	#NAME?	#NAME?	-	#NAME?
Security	5,000	#NAME?	#NAME?	(5,000)	#NAME?
Utilities	67,000	#NAME?	#NAME?	(67,000)	#NAME?
TOTAL FACILITY OPERATION & MAINTENANCE	773,345	#NAME?	#NAME?	(773,345)	#NAME?
DEPRECIATION & AMORTIZATION	224,000	#NAME?	#NAME?	(224,000)	#NAME?
RESERVES / CONTINGENCY	10,000	#NAME?	#NAME?	(10,000)	#NAME?
TOTAL EXPENSES	6,005,564	#NAME?	#NAME?	(6,005,564)	#NAME?
NET INCOME	#NAME?	#NAME?	#NAME?	#NAME?	#NAME?

		HENRY JOHNSON CHAR				
		Budget / Operating Plan				
		2016-17				
Total Revenue	#NAME?	#NAME?	#NAME?	#NAME?	#NAME?	
Total Expenses	6,005,564	#NAME?	#NAME?	(6,005,564)	#NAME?	
Net Income	#NAME?	#NAME?	#NAME?	#NAME?	#NAME?	
Actual Student Enrollment						
		Total Year			VARIANCE	
		Original Budget	Revised Budget	Variance	Original Budget vs. PY Budget	Revised Budget vs. PY Budget
ENROLLMENT - *School Districts Are Linked To Above Entries*						
Number of Districts:						
ALBANY CITY SD						
SCHENECTADY CITY SD						
TROY CITY SD						
LANSINGBURGH CSD						
SOUTH COLONIE CSD						
WATERVLIET CITY SD						
COHOES CITY SD						
NORTH COLONIE CSD						
MENANDS UFSD						
RENSSELAER CITY SD						
GUILDERLAND CSD						
SHENENDEHOWA CSD						
WATERFORD-HALFMOON UFSD						
-						
-						
ALL OTHER School Districts: (Weighted Avg)						
TOTAL ENROLLMENT						
REVENUE PER PUPIL						
EXPENSES PER PUPIL						

	TER SCHOOL																																																			
Total Revenue																																																				
Total Expenses																																																				
Net Income																																																				
Actual Student Enrollment																																																				
	DESCRIPTION OF ASSUMPTIONS																																																			
REVENUE REVENUES FROM STATE SOURCES <table border="1"> <thead> <tr> <th></th> <th>2016-17 Per Pupil Rate</th> </tr> </thead> <tbody> <tr><td>Per Pupil Revenue</td><td></td></tr> <tr><td>ALBANY CITY SD</td><td>#NAME?</td></tr> <tr><td>SCHENECTADY CITY SD</td><td>#NAME?</td></tr> <tr><td>TROY CITY SD</td><td>#NAME?</td></tr> <tr><td>LANSINGBURGH CSD</td><td>#NAME?</td></tr> <tr><td>SOUTH COLONIE CSD</td><td>#NAME?</td></tr> <tr><td>WATERVLIET CITY SD</td><td>#NAME?</td></tr> <tr><td>COHOES CITY SD</td><td>#NAME?</td></tr> <tr><td>NORTH COLONIE CSD</td><td>#NAME?</td></tr> <tr><td>MENANDS UFSD</td><td>#NAME?</td></tr> <tr><td>RENSSELAER CITY SD</td><td>#NAME?</td></tr> <tr><td>GUILDERLAND CSD</td><td>#NAME?</td></tr> <tr><td>SHENENDEHOWA CSD</td><td>#NAME?</td></tr> <tr><td>WATERFORD-HALFMOON UFSD</td><td>#NAME?</td></tr> <tr><td>-</td><td>#N/A</td></tr> <tr><td>-</td><td>#N/A</td></tr> <tr><td>ALL OTHER School Districts: (Weighted Avg)</td><td>#N/A</td></tr> <tr><td>TOTAL Per Pupil Revenue (Weighted Average Per Pupil Funding)</td><td>#NAME?</td></tr> <tr><td>Special Education Revenue</td><td></td></tr> <tr><td>Grants</td><td></td></tr> <tr><td>Stimulus</td><td></td></tr> <tr><td>DYCD (Department of Youth and Community Development)</td><td></td></tr> <tr><td>Other</td><td></td></tr> <tr><td>Other</td><td></td></tr> </tbody> </table> TOTAL REVENUE FROM STATE SOURCES REVENUE FROM FEDERAL FUNDING IDEA Special Needs Title I Title Funding - Other School Food Service (Free Lunch) Grants Charter School Program (CSP) Planning & Implementation Other Other TOTAL REVENUE FROM FEDERAL SOURCES LOCAL and OTHER REVENUE Contributions and Donations Fundraising Erate Reimbursement Earnings on Investments Interest Income Food Service (Income from meals) Text Book OTHER TOTAL REVENUE FROM LOCAL and OTHER SOURCES TOTAL REVENUE				2016-17 Per Pupil Rate	Per Pupil Revenue		ALBANY CITY SD	#NAME?	SCHENECTADY CITY SD	#NAME?	TROY CITY SD	#NAME?	LANSINGBURGH CSD	#NAME?	SOUTH COLONIE CSD	#NAME?	WATERVLIET CITY SD	#NAME?	COHOES CITY SD	#NAME?	NORTH COLONIE CSD	#NAME?	MENANDS UFSD	#NAME?	RENSSELAER CITY SD	#NAME?	GUILDERLAND CSD	#NAME?	SHENENDEHOWA CSD	#NAME?	WATERFORD-HALFMOON UFSD	#NAME?	-	#N/A	-	#N/A	ALL OTHER School Districts: (Weighted Avg)	#N/A	TOTAL Per Pupil Revenue (Weighted Average Per Pupil Funding)	#NAME?	Special Education Revenue		Grants		Stimulus		DYCD (Department of Youth and Community Development)		Other		Other	
	2016-17 Per Pupil Rate																																																			
Per Pupil Revenue																																																				
ALBANY CITY SD	#NAME?																																																			
SCHENECTADY CITY SD	#NAME?																																																			
TROY CITY SD	#NAME?																																																			
LANSINGBURGH CSD	#NAME?																																																			
SOUTH COLONIE CSD	#NAME?																																																			
WATERVLIET CITY SD	#NAME?																																																			
COHOES CITY SD	#NAME?																																																			
NORTH COLONIE CSD	#NAME?																																																			
MENANDS UFSD	#NAME?																																																			
RENSSELAER CITY SD	#NAME?																																																			
GUILDERLAND CSD	#NAME?																																																			
SHENENDEHOWA CSD	#NAME?																																																			
WATERFORD-HALFMOON UFSD	#NAME?																																																			
-	#N/A																																																			
-	#N/A																																																			
ALL OTHER School Districts: (Weighted Avg)	#N/A																																																			
TOTAL Per Pupil Revenue (Weighted Average Per Pupil Funding)	#NAME?																																																			
Special Education Revenue																																																				
Grants																																																				
Stimulus																																																				
DYCD (Department of Youth and Community Development)																																																				
Other																																																				
Other																																																				

		TER SCHOOL
Total Revenue		DESCRIPTION OF ASSUMPTIONS
Total Expenses		
Net Income		
Actual Student Enrollment		
		</

	TER SCHOOL
Total Revenue Total Expenses Net Income Actual Student Enrollment	
	DESCRIPTION OF ASSUMPTIONS
SCHOOL OPERATIONS Board Expenses Classroom / Teaching Supplies & Materials Special Ed Supplies & Materials Textbooks / Workbooks Supplies & Materials other Equipment / Furniture Telephone Technology Student Testing & Assessment Field Trips Transportation (student) Student Services - other Office Expense Staff Development Staff Recruitment Student Recruitment / Marketing School Meals / Lunch Travel (Staff) Fundraising Other TOTAL SCHOOL OPERATIONS FACILITY OPERATION & MAINTENANCE Insurance Janitorial Building and Land Rent / Lease / Facility Finance Interest Repairs & Maintenance Equipment / Furniture Security Utilities TOTAL FACILITY OPERATION & MAINTENANCE DEPRECIATION & AMORTIZATION RESERVES / CONTINGENCY TOTAL EXPENSES NET INCOME	

	TER SCHOOL
Total Revenue	
Total Expenses	
Net Income	
Actual Student Enrollment	
	DESCRIPTION OF ASSUMPTIONS
ENROLLMENT - *School Districts Are Linked To Above Entries*	
Number of Districts:	
ALBANY CITY SD	
SCHENECTADY CITY SD	
TROY CITY SD	
LANSINGBURGH CSD	
SOUTH COLONIE CSD	
WATERVLIET CITY SD	
COHOES CITY SD	
NORTH COLONIE CSD	
MENANDS UFSD	
RENSSELAER CITY SD	
GUILDERLAND CSD	
SHENENDEHOWA CSD	
WATERFORD-HALFMOON UFSD	
-	
-	
ALL OTHER School Districts: (Weighted Avg)	
TOTAL ENROLLMENT	
REVENUE PER PUPIL	
EXPENSES PER PUPIL	

**HENRY JOHNSON CHARTER SCHOOL
BALANCE SHEET
2016-17**

	<u>Prior Year</u>	Q1	Q2	Q3	Q4
	<u>Err:508</u>	<u>As of 9/30</u>	<u>As of 12/31</u>	<u>As of 3/31</u>	<u>As of 6/30</u>
<u>ASSETS</u>					
<u>CURRENT ASSETS</u>					
Cash and cash equivalents	-	-	-	-	-
Grants and contracts receivable	-	-	-	-	-
Accounts receivables	-	-	-	-	-
Prepaid Expenses	-	-	-	-	-
Contributions and other receivables	-	-	-	-	-
TOTAL CURRENT ASSETS	-	-	-	-	-
<u>PROPERTY, BUILDING AND EQUIPMENT, net</u>	-	-	-	-	-
<u>OTHER ASSETS</u>	-	-	-	-	-
TOTAL ASSETS	-	-	-	-	-
<u>LIABILITIES AND NET ASSETS</u>					
<u>CURRENT LIABILITIES</u>					
Accounts payable and accrued expenses	-	-	-	-	-
Accrued payroll and benefits	-	-	-	-	-
Deferred Revenue	-	-	-	-	-
Current maturities of long-term debt	-	-	-	-	-
Short Term Debt - Bonds, Notes Payable	-	-	-	-	-
Other	-	-	-	-	-
TOTAL CURRENT LIABILITIES	-	-	-	-	-
<u>LONG-TERM DEBT and NOTES PAYABLE, net current maturities</u>	-	-	-	-	-
TOTAL LIABILITIES	-	-	-	-	-
<u>NET ASSETS</u>					
Unrestricted	-	-	-	-	-
Temporarily restricted	-	-	-	-	-
TOTAL NET ASSETS	-	-	-	-	-
TOTAL LIABILITIES AND NET ASSETS	-	-	-	-	-

2016-17

Total Revenue	-	#NAME?	-	-	#NAME?	-	-
Total Expenses	-	#NAME?	-	-	#NAME?	-	-
Net Income	-	#NAME?	-	-	#NAME?	-	-
Actual Student Enrollment	-	#NAME?	-	-	#NAME?	-	-

*NOTE: Enrollment, Revenue and Expenditure Data IN the 'Total and Variance Analysis' Section is Based on LAST ACTUAL Quarter Completed	1st Quarter - 7/1 - 9/30			2nd Quarter - 10/1 - 12/31			3rd Quarter
	Actual	Current Budget	Variance	Actual	Current Budget	Variance	Actual

REVENUE

REVENUES FROM STATE SOURCES

Per Pupil Revenue

CY Per Pupil Rate

ALBANY CITY SD	#NAME?
SCHENECTADY CITY SD	#NAME?
TROY CITY SD	#NAME?
LANSINGBURGH CSD	#NAME?
SOUTH COLONIE CSD	#NAME?
WATERVLIET CITY SD	#NAME?
COHOES CITY SD	#NAME?
NORTH COLONIE CSD	#NAME?
MENANDS UFSD	#NAME?
RENSSELAER CITY SD	#NAME?
GUILDERLAND CSD	#NAME?
SHENENDEHOWA CSD	#NAME?
WATERFORD-HALFMOON UFSD	#NAME?
-	#N/A
-	#N/A
ALL OTHER School Districts: (Count = 0)	#N/A
TOTAL Per Pupil Revenue (Weighted Average Per Pupil Funding)	#NAME?

Special Education Revenue

Grants

Stimulus

DYCD (Department of Youth and Community Development)

Other

Other

TOTAL REVENUE FROM STATE SOURCES

REVENUE FROM FEDERAL FUNDING

IDEA Special Needs

Title I

Title Funding - Other

School Food Service (Free Lunch)

Grants

Charter School Program (CSP) Planning & Implementation

Other

Other

TOTAL REVENUE FROM FEDERAL SOURCES

LOCAL and OTHER REVENUE

Contributions and Donations

Fundraising

Erate Reimbursement

Earnings on Investments

Interest Income

Food Service (Income from meals)

Text Book

OTHER

TOTAL REVENUE FROM LOCAL and OTHER SOURCES

TOTAL REVENUE	-	#NAME?	-	-	#NAME?	-	-
---------------	---	--------	---	---	--------	---	---

Total Revenue	-	#NAME?	-	-	#NAME?	-	-
Total Expenses	-	#NAME?	-	-	#NAME?	-	-
Net Income	-	#NAME?	-	-	#NAME?	-	-
Actual Student Enrollment	-	#NAME?	-	-	#NAME?	-	-

3rd (

TOTAL CONTRACTED SERVICES

-	#NAME?	-	-	#NAME?	-	-
---	--------	---	---	--------	---	---

-	#NAME?	-	-	#NAME?	-	-
---	--------	---	---	--------	---	---

	#NAME?	-		#NAME?	-	
	#NAME?	-		#NAME?	-	
	#NAME?	-		#NAME?	-	
	#NAME?	-		#NAME?	-	
	#NAME?	-		#NAME?	-	
	#NAME?	-		#NAME?	-	
	#NAME?	-		#NAME?	-	
	#NAME?	-		#NAME?	-	
	#NAME?	-		#NAME?	-	
-	#NAME?	-	-	#NAME?	-	-

2016-17

Total Revenue	-	#NAME?	-	-	#NAME?	-	-
Total Expenses	-	#NAME?	-	-	#NAME?	-	-
Net Income	-	#NAME?	-	-	#NAME?	-	-
Actual Student Enrollment	-	#NAME?	-	-	#NAME?	-	-

*NOTE: Enrollment, Revenue and Expenditure Data IN the 'Total and Variance Analysis' Section is Based on LAST ACTUAL Quarter Completed	1st Quarter - 7/1 - 9/30			2nd Quarter - 10/1 - 12/31			3rd Quarter
	Actual	Current Budget	Variance	Actual	Current Budget	Variance	Actual
SCHOOL OPERATIONS							
Board Expenses		#NAME?	-		#NAME?	-	
Classroom / Teaching Supplies & Materials		#NAME?	-		#NAME?	-	
Special Ed Supplies & Materials		#NAME?	-		#NAME?	-	
Textbooks / Workbooks		#NAME?	-		#NAME?	-	
Supplies & Materials other		#NAME?	-		#NAME?	-	
Equipment / Furniture		#NAME?	-		#NAME?	-	
Telephone		#NAME?	-		#NAME?	-	
Technology		#NAME?	-		#NAME?	-	
Student Testing & Assessment		#NAME?	-		#NAME?	-	
Field Trips		#NAME?	-		#NAME?	-	
Transportation (student)		#NAME?	-		#NAME?	-	
Student Services - other		#NAME?	-		#NAME?	-	
Office Expense		#NAME?	-		#NAME?	-	
Staff Development		#NAME?	-		#NAME?	-	
Staff Recruitment		#NAME?	-		#NAME?	-	
Student Recruitment / Marketing		#NAME?	-		#NAME?	-	
School Meals / Lunch		#NAME?	-		#NAME?	-	
Travel (Staff)		#NAME?	-		#NAME?	-	
Fundraising		#NAME?	-		#NAME?	-	
Other		#NAME?	-		#NAME?	-	
TOTAL SCHOOL OPERATIONS	-	#NAME?	-	-	#NAME?	-	-
FACILITY OPERATION & MAINTENANCE							
Insurance		#NAME?	-		#NAME?	-	
Janitorial		#NAME?	-		#NAME?	-	
Building and Land Rent / Lease / Facility Finance Interest		#NAME?	-		#NAME?	-	
Repairs & Maintenance		#NAME?	-		#NAME?	-	
Equipment / Furniture		#NAME?	-		#NAME?	-	
Security		#NAME?	-		#NAME?	-	
Utilities		#NAME?	-		#NAME?	-	
TOTAL FACILITY OPERATION & MAINTENANCE	-	#NAME?	-	-	#NAME?	-	-
DEPRECIATION & AMORTIZATION		#NAME?	-		#NAME?	-	
RESERVES / CONTINGENCY		#NAME?	-		#NAME?	-	
TOTAL EXPENSES	-	#NAME?	-	-	#NAME?	-	-
NET INCOME	-	#NAME?	-	-	#NAME?	-	-

		HENRY JOHNSON CHARTER SCHOOL DISTRICT
		Budget / Operating Plan

Budget / Operating Plan

2016-17

Total Revenue	-	#NAME?	-	-	#NAME?	-	-
Total Expenses	-	#NAME?	-	-	#NAME?	-	-
Net Income	-	#NAME?	-	-	#NAME?	-	-
Actual Student Enrollment	-	#NAME?	-	-	#NAME?	-	-

***NOTE: Enrollment, Revenue and Expenditure Data IN the 'Total and Variance Analysis' Section is Based on LAST ACTUAL Quarter Completed**

1st Quarter - 7/1 - 9/30

2nd Quarter - 10/1 - 12/31

3rd C

Actual	Current Budget	Variance
--------	----------------	----------

	Actual	Current Budget	Variance
--	--------	----------------	----------

Actual

ENROLLMENT - *School Districts Are Linked To Above Entries*

ALBANY CITY SD	-	#NAME?	-	-	#NAME?	-	-
SCHENECTADY CITY SD	-	#NAME?	-	-	#NAME?	-	-
TROY CITY SD	-	#NAME?	-	-	#NAME?	-	-
LANSINGBURGH CSD	-	#NAME?	-	-	#NAME?	-	-
SOUTH COLONIE CSD	-	#NAME?	-	-	#NAME?	-	-
WATERVLIET CITY SD	-	#NAME?	-	-	#NAME?	-	-
COHOES CITY SD	-	#NAME?	-	-	#NAME?	-	-
NORTH COLONIE CSD	-	#NAME?	-	-	#NAME?	-	-
MENANDS UFSD	-	#NAME?	-	-	#NAME?	-	-
RENSSELAER CITY SD	-	#NAME?	-	-	#NAME?	-	-
GUILDERLAND CSD	-	#NAME?	-	-	#NAME?	-	-
SHENENDEHOWA CSD	-	#NAME?	-	-	#NAME?	-	-
WATERFORD-HALFMOON UFSD	-	#NAME?	-	-	#NAME?	-	-
-	-	#NAME?	-	-	#NAME?	-	-
-	-	#NAME?	-	-	#NAME?	-	-
ALL OTHER School Districts: (Count = 0)	-	#NAME?	-	-	#NAME?	-	-
TOTAL ENROLLMENT	-	#NAME?	-	-	#NAME?	-	-
REVENUE PER PUPIL	-	#NAME?	-	-	#NAME?	-	-
EXPENSES PER PUPIL	-	#NAME?	-	-	#NAME?	-	-

SCHOOL n					
Total Revenue	#NAME?	-	-	#NAME?	-
Total Expenses	#NAME?	-	-	#NAME?	-
Net Income	#NAME?	-	-	#NAME?	-
Actual Student Enrollment	#NAME?	-	-	#NAME?	-
*NOTE: Enrollment, Revenue and Expenditure Data IN the 'Total and Variance Analysis' Section is Based on LAST ACTUAL Quarter Completed		3rd Quarter - 1/1 - 3/31		4th Quarter - 4/1 - 6/30	
		Current Budget	Variance	Actual	Current Budget Variance
REVENUE					
REVENUES FROM STATE SOURCES					
Per Pupil Revenue	CY Per Pupil Rate				
ALBANY CITY SD	#NAME?	#NAME?	-	#NAME?	-
SCHENECTADY CITY SD	#NAME?	#NAME?	-	#NAME?	-
TROY CITY SD	#NAME?	#NAME?	-	#NAME?	-
LANSINGBURGH CSD	#NAME?	#NAME?	-	#NAME?	-
SOUTH COLONIE CSD	#NAME?	#NAME?	-	#NAME?	-
WATERVLIET CITY SD	#NAME?	#NAME?	-	#NAME?	-
COHOES CITY SD	#NAME?	#NAME?	-	#NAME?	-
NORTH COLONIE CSD	#NAME?	#NAME?	-	#NAME?	-
MENANDS UFSD	#NAME?	#NAME?	-	#NAME?	-
RENSSELAER CITY SD	#NAME?	#NAME?	-	#NAME?	-
GUILDERLAND CSD	#NAME?	#NAME?	-	#NAME?	-
SHENENDEHOWA CSD	#NAME?	#NAME?	-	#NAME?	-
WATERFORD-HALFMOON UFSD	#NAME?	#NAME?	-	#NAME?	-
-	#N/A	#NAME?	-	#NAME?	-
-	#N/A	#NAME?	-	#NAME?	-
ALL OTHER School Districts: (Count = 0)	#N/A	#NAME?	-	#NAME?	-
TOTAL Per Pupil Revenue (Weighted Average Per Pupil Funding)	#NAME?	#NAME?	-	-	#NAME?
Special Education Revenue	#NAME?	#NAME?	-	#NAME?	-
Grants					
Stimulus	#NAME?	#NAME?	-	#NAME?	-
DYCD (Department of Youth and Community Development)	#NAME?	#NAME?	-	#NAME?	-
Other	#NAME?	#NAME?	-	#NAME?	-
Other	#NAME?	#NAME?	-	#NAME?	-
TOTAL REVENUE FROM STATE SOURCES	#NAME?	#NAME?	-	-	#NAME?
REVENUE FROM FEDERAL FUNDING					
IDEA Special Needs	#NAME?	#NAME?	-	#NAME?	-
Title I	#NAME?	#NAME?	-	#NAME?	-
Title Funding - Other	#NAME?	#NAME?	-	#NAME?	-
School Food Service (Free Lunch)	#NAME?	#NAME?	-	#NAME?	-
Grants					
Charter School Program (CSP) Planning & Implementation	#NAME?	#NAME?	-	#NAME?	-
Other	#NAME?	#NAME?	-	#NAME?	-
Other	#NAME?	#NAME?	-	#NAME?	-
TOTAL REVENUE FROM FEDERAL SOURCES	#NAME?	#NAME?	-	-	#NAME?
LOCAL and OTHER REVENUE					
Contributions and Donations	#NAME?	#NAME?	-	#NAME?	-
Fundraising	#NAME?	#NAME?	-	#NAME?	-
Erate Reimbursement	#NAME?	#NAME?	-	#NAME?	-
Earnings on Investments	#NAME?	#NAME?	-	#NAME?	-
Interest Income	#NAME?	#NAME?	-	#NAME?	-
Food Service (Income from meals)	#NAME?	#NAME?	-	#NAME?	-
Text Book	#NAME?	#NAME?	-	#NAME?	-
OTHER	#NAME?	#NAME?	-	#NAME?	-
TOTAL REVENUE FROM LOCAL and OTHER SOURCES	#NAME?	#NAME?	-	-	#NAME?
TOTAL REVENUE	#NAME?	#NAME?	-	-	#NAME?

SCHOOL					
n					
Total Revenue	#NAME?	-	-	#NAME?	-
Total Expenses	#NAME?	-	-	#NAME?	-
Net Income	#NAME?	-	-	#NAME?	-
Actual Student Enrollment	#NAME?	-	-	#NAME?	-
*NOTE: Enrollment, Revenue and Expenditure Data IN the 'Total and Variance Analysis' Section is Based on LAST ACTUAL Quarter Completed		3rd Quarter - 1/1 - 3/31		4th Quarter - 4/1 - 6/30	
		Current Budget	Variance	Actual	Current Budget

EXPENSES	Quarter 0 No. of Positions				
ADMINISTRATIVE STAFF PERSONNEL COSTS					
Executive Management	#NAME?	#NAME?	-	#NAME?	-
Instructional Management	#NAME?	#NAME?	-	#NAME?	-
Deans, Directors & Coordinators	#NAME?	#NAME?	-	#NAME?	-
CFO / Director of Finance	#NAME?	#NAME?	-	#NAME?	-
Operation / Business Manager	#NAME?	#NAME?	-	#NAME?	-
Administrative Staff	#NAME?	#NAME?	-	#NAME?	-
TOTAL ADMINISTRATIVE STAFF	#NAME?	#NAME?	-	#NAME?	-
INSTRUCTIONAL PERSONNEL COSTS					
Teachers - Regular	#NAME?	#NAME?	-	#NAME?	-
Teachers - SPED	#NAME?	#NAME?	-	#NAME?	-
Substitute Teachers	#NAME?	#NAME?	-	#NAME?	-
Teaching Assistants	#NAME?	#NAME?	-	#NAME?	-
Specialty Teachers	#NAME?	#NAME?	-	#NAME?	-
Aides	#NAME?	#NAME?	-	#NAME?	-
Therapists & Counselors	#NAME?	#NAME?	-	#NAME?	-
Other	#NAME?	#NAME?	-	#NAME?	-
TOTAL INSTRUCTIONAL	#NAME?	#NAME?	-	#NAME?	-
NON-INSTRUCTIONAL PERSONNEL COSTS					
Nurse	#NAME?	#NAME?	-	#NAME?	-
Librarian	#NAME?	#NAME?	-	#NAME?	-
Custodian	#NAME?	#NAME?	-	#NAME?	-
Security	#NAME?	#NAME?	-	#NAME?	-
Other	#NAME?	#NAME?	-	#NAME?	-
TOTAL NON-INSTRUCTIONAL	#NAME?	#NAME?	-	#NAME?	-
SUBTOTAL PERSONNEL SERVICE COSTS					
	#NAME?	#NAME?	-	#NAME?	-
PAYROLL TAXES AND BENEFITS					
Payroll Taxes		#NAME?	-	#NAME?	-
Fringe / Employee Benefits		#NAME?	-	#NAME?	-
Retirement / Pension		#NAME?	-	#NAME?	-
TOTAL PAYROLL TAXES AND BENEFITS		#NAME?	-	#NAME?	-
TOTAL PERSONNEL SERVICE COSTS					
	#NAME?	#NAME?	-	#NAME?	-
CONTRACTED SERVICES					
Accounting / Audit		#NAME?	-	#NAME?	-
Legal		#NAME?	-	#NAME?	-
Management Company Fee		#NAME?	-	#NAME?	-
Nurse Services		#NAME?	-	#NAME?	-
Food Service / School Lunch		#NAME?	-	#NAME?	-
Payroll Services		#NAME?	-	#NAME?	-
Special Ed Services		#NAME?	-	#NAME?	-
Titlement Services (i.e. Title I)		#NAME?	-	#NAME?	-
Other Purchased / Professional / Consulting		#NAME?	-	#NAME?	-
TOTAL CONTRACTED SERVICES		#NAME?	-	#NAME?	-

SCHOOL n					
Total Revenue	#NAME?	-	-	#NAME?	-
Total Expenses	#NAME?	-	-	#NAME?	-
Net Income	#NAME?	-	-	#NAME?	-
Actual Student Enrollment	#NAME?	-	-	#NAME?	-
*NOTE: Enrollment, Revenue and Expenditure Data IN the 'Total and Variance Analysis' Section is Based on LAST ACTUAL Quarter Completed		3 rd Quarter - 1/1 - 3/31		4 th Quarter - 4/1 - 6/30	
		Current Budget	Variance	Actual	Current Budget Variance
SCHOOL OPERATIONS					
Board Expenses	#NAME?	-		#NAME?	-
Classroom / Teaching Supplies & Materials	#NAME?	-		#NAME?	-
Special Ed Supplies & Materials	#NAME?	-		#NAME?	-
Textbooks / Workbooks	#NAME?	-		#NAME?	-
Supplies & Materials other	#NAME?	-		#NAME?	-
Equipment / Furniture	#NAME?	-		#NAME?	-
Telephone	#NAME?	-		#NAME?	-
Technology	#NAME?	-		#NAME?	-
Student Testing & Assessment	#NAME?	-		#NAME?	-
Field Trips	#NAME?	-		#NAME?	-
Transportation (student)	#NAME?	-		#NAME?	-
Student Services - other	#NAME?	-		#NAME?	-
Office Expense	#NAME?	-		#NAME?	-
Staff Development	#NAME?	-		#NAME?	-
Staff Recruitment	#NAME?	-		#NAME?	-
Student Recruitment / Marketing	#NAME?	-		#NAME?	-
School Meals / Lunch	#NAME?	-		#NAME?	-
Travel (Staff)	#NAME?	-		#NAME?	-
Fundraising	#NAME?	-		#NAME?	-
Other	#NAME?	-		#NAME?	-
TOTAL SCHOOL OPERATIONS	#NAME?	-	-	#NAME?	-
FACILITY OPERATION & MAINTENANCE					
Insurance	#NAME?	-		#NAME?	-
Janitorial	#NAME?	-		#NAME?	-
Building and Land Rent / Lease / Facility Finance Interest	#NAME?	-		#NAME?	-
Repairs & Maintenance	#NAME?	-		#NAME?	-
Equipment / Furniture	#NAME?	-		#NAME?	-
Security	#NAME?	-		#NAME?	-
Utilities	#NAME?	-		#NAME?	-
TOTAL FACILITY OPERATION & MAINTENANCE	#NAME?	-	-	#NAME?	-
DEPRECIATION & AMORTIZATION					
#NAME?	#NAME?	-		#NAME?	-
RESERVES / CONTINGENCY					
#NAME?	#NAME?	-		#NAME?	-
TOTAL EXPENSES	#NAME?	-	-	#NAME?	-
NET INCOME	#NAME?	-	-	#NAME?	-

SCHOOL n					
Total Revenue	#NAME?	-	-	#NAME?	-
Total Expenses	#NAME?	-	-	#NAME?	-
Net Income	#NAME?	-	-	#NAME?	-
Actual Student Enrollment	#NAME?	-	-	#NAME?	-
*NOTE: Enrollment, Revenue and Expenditure Data IN the 'Total and Variance Analysis' Section is Based on LAST ACTUAL Quarter Completed		3rd Quarter - 1/1 - 3/31		4th Quarter - 4/1 - 6/30	
		Current Budget	Variance	Actual	Current Budget Variance
ENROLLMENT - *School Districts Are Linked To Above Entries*					
ALBANY CITY SD	#NAME?	-	-	#NAME?	-
SCHENECTADY CITY SD	#NAME?	-	-	#NAME?	-
TROY CITY SD	#NAME?	-	-	#NAME?	-
LANSINGBURGH CSD	#NAME?	-	-	#NAME?	-
SOUTH COLONIE CSD	#NAME?	-	-	#NAME?	-
WATERVLIET CITY SD	#NAME?	-	-	#NAME?	-
COHOES CITY SD	#NAME?	-	-	#NAME?	-
NORTH COLONIE CSD	#NAME?	-	-	#NAME?	-
MENANDS UFSD	#NAME?	-	-	#NAME?	-
RENSSELAER CITY SD	#NAME?	-	-	#NAME?	-
GUILDERLAND CSD	#NAME?	-	-	#NAME?	-
SHENENDEHOWA CSD	#NAME?	-	-	#NAME?	-
WATERFORD-HALFMOON UFSD	#NAME?	-	-	#NAME?	-
-	#NAME?	-	-	#NAME?	-
-	#NAME?	-	-	#NAME?	-
ALL OTHER School Districts: (Count = 0)	#NAME?	-	-	#NAME?	-
TOTAL ENROLLMENT	#NAME?	-	-	#NAME?	-
REVENUE PER PUPIL	#NAME?	-	-	#NAME?	-
EXPENSES PER PUPIL	#NAME?	-	-	#NAME?	-

				HENRY JOHNSON CHARTER SCHOOL						
				Budget / Operating Plan						
				2016-17						
Total Revenue	-	-	-	#NAME?	#NAME?	-	-			
Total Expenses	-	-	-	#NAME?	#NAME?	-	-			
Net Income	-	-	-	#NAME?	#NAME?	-	-			
Actual Student Enrollment	-	-	-			-	-			
				TOTALS AND VARIANCE ANALYSIS						
*NOTE: Enrollment, Revenue and Expenditure Data IN the 'Total and Variance Analysis' Section is Based on LAST ACTUAL Quarter Completed				Actual	Current Budget (Current Quarter)	Actual vs. Current Budget	Current Budget - TY	Actual vs. Current Budget TY	Original Budget (Current Quarter)	Actual vs. Original Budget
REVENUE										
REVENUES FROM STATE SOURCES										
Per Pupil Revenue				CY Per Pupil Rate						
ALBANY CITY SD				#NAME?						
SCHENECTADY CITY SD				#NAME?						
TROY CITY SD				#NAME?						
LANSINGBURGH CSD				#NAME?						
SOUTH COLONIE CSD				#NAME?						
WATERVLIET CITY SD				#NAME?						
COHOES CITY SD				#NAME?						
NORTH COLONIE CSD				#NAME?						
MENANDS UFSD				#NAME?						
RENSSELAER CITY SD				#NAME?						
GUILDERLAND CSD				#NAME?						
SHENENDEHOWA CSD				#NAME?						
WATERFORD-HALFMOON UFSD				#NAME?						
-				#N/A						
-				#N/A						
ALL OTHER School Districts: (Count = 0)				#N/A						
TOTAL Per Pupil Revenue (Weighted Average Per Pupil Funding)				#NAME?						
Special Education Revenue										
Grants										
Stimulus										
DYCD (Department of Youth and Community Development)										
Other										
Other										
TOTAL REVENUE FROM STATE SOURCES										
REVENUE FROM FEDERAL FUNDING										
IDEA Special Needs										
Title I										
Title Funding - Other										
School Food Service (Free Lunch)										
Grants										
Charter School Program (CSP) Planning & Implementation										
Other										
Other										
TOTAL REVENUE FROM FEDERAL SOURCES										
LOCAL and OTHER REVENUE										
Contributions and Donations										
Fundraising										
Erate Reimbursement										
Earnings on Investments										
Interest Income										
Food Service (Income from meals)										
Text Book										
OTHER										
TOTAL REVENUE FROM LOCAL and OTHER SOURCES										
TOTAL REVENUE				-	-	-	#NAME?	#NAME?	-	-

				HENRY JOHNSON CHARTER SCHOOL			
				Budget / Operating Plan			
				2016-17			
Total Revenue	-	-	-	#NAME?	#NAME?	-	-
Total Expenses	-	-	-	#NAME?	#NAME?	-	-
Net Income	-	-	-	#NAME?	#NAME?	-	-
Actual Student Enrollment	-	-	-			-	-
				TOTALS AND VARIANCE ANALYSIS			
*NOTE: Enrollment, Revenue and Expenditure Data IN the 'Total and Variance Analysis' Section is Based on LAST ACTUAL Quarter Completed				Actual	Current Budget (Current Quarter)	Actual vs. Current Budget	Original Budget (Current Quarter)
				Actual	Current Budget	Current Budget - TY	Actual vs. Original Budget
EXPENSES	Quarter 0						
ADMINISTRATIVE STAFF PERSONNEL COSTS	No. of Positions						
Executive Management	#NAME?	-	-	-	#NAME?	#NAME?	-
Instructional Management	#NAME?	-	-	-	#NAME?	#NAME?	-
Deans, Directors & Coordinators	#NAME?	-	-	-	#NAME?	#NAME?	-
CFO / Director of Finance	#NAME?	-	-	-	#NAME?	#NAME?	-
Operation / Business Manager	#NAME?	-	-	-	#NAME?	#NAME?	-
Administrative Staff	#NAME?	-	-	-	#NAME?	#NAME?	-
TOTAL ADMINISTRATIVE STAFF	#NAME?	-	-	-	#NAME?	#NAME?	-
INSTRUCTIONAL PERSONNEL COSTS							
Teachers - Regular	#NAME?	-	-	-	#NAME?	#NAME?	-
Teachers - SPED	#NAME?	-	-	-	#NAME?	#NAME?	-
Substitute Teachers	#NAME?	-	-	-	#NAME?	#NAME?	-
Teaching Assistants	#NAME?	-	-	-	#NAME?	#NAME?	-
Specialty Teachers	#NAME?	-	-	-	#NAME?	#NAME?	-
Aides	#NAME?	-	-	-	#NAME?	#NAME?	-
Therapists & Counselors	#NAME?	-	-	-	#NAME?	#NAME?	-
Other	#NAME?	-	-	-	#NAME?	#NAME?	-
TOTAL INSTRUCTIONAL	#NAME?	-	-	-	#NAME?	#NAME?	-
NON-INSTRUCTIONAL PERSONNEL COSTS							
Nurse	#NAME?	-	-	-	#NAME?	#NAME?	-
Librarian	#NAME?	-	-	-	#NAME?	#NAME?	-
Custodian	#NAME?	-	-	-	#NAME?	#NAME?	-
Security	#NAME?	-	-	-	#NAME?	#NAME?	-
Other	#NAME?	-	-	-	#NAME?	#NAME?	-
TOTAL NON-INSTRUCTIONAL	#NAME?	-	-	-	#NAME?	#NAME?	-
SUBTOTAL PERSONNEL SERVICE COSTS	#NAME?	-	-	-	#NAME?	#NAME?	-
PAYROLL TAXES AND BENEFITS							
Payroll Taxes		-	-	-	#NAME?	#NAME?	-
Fringe / Employee Benefits		-	-	-	#NAME?	#NAME?	-
Retirement / Pension		-	-	-	#NAME?	#NAME?	-
TOTAL PAYROLL TAXES AND BENEFITS		-	-	-	#NAME?	#NAME?	-
TOTAL PERSONNEL SERVICE COSTS	#NAME?	-	-	-	#NAME?	#NAME?	-
CONTRACTED SERVICES							
Accounting / Audit		-	-	-	#NAME?	#NAME?	-
Legal		-	-	-	#NAME?	#NAME?	-
Management Company Fee		-	-	-	#NAME?	#NAME?	-
Nurse Services		-	-	-	#NAME?	#NAME?	-
Food Service / School Lunch		-	-	-	#NAME?	#NAME?	-
Payroll Services		-	-	-	#NAME?	#NAME?	-
Special Ed Services		-	-	-	#NAME?	#NAME?	-
Titlement Services (i.e. Title I)		-	-	-	#NAME?	#NAME?	-
Other Purchased / Professional / Consulting		-	-	-	#NAME?	#NAME?	-
TOTAL CONTRACTED SERVICES		-	-	-	#NAME?	#NAME?	-

				HENRY JOHNSON CHARTER SCHOOL			
				Budget / Operating Plan			
				2016-17			
Total Revenue	-	-	-	#NAME?	#NAME?	-	-
Total Expenses	-	-	-	#NAME?	#NAME?	-	-
Net Income	-	-	-	#NAME?	#NAME?	-	-
Actual Student Enrollment	-	-	-			-	-
				TOTALS AND VARIANCE ANALYSIS			
*NOTE: Enrollment, Revenue and Expenditure Data IN the 'Total and Variance Analysis' Section is Based on LAST ACTUAL Quarter Completed				Actual	Current Budget (Current Quarter)	Actual vs. Current Budget	Original Budget (Current Quarter)
				Actual	Current Budget	Current Budget - TY	Actual vs. Current Budget TY
SCHOOL OPERATIONS							
Board Expenses	-	-	-	#NAME?	#NAME?	-	-
Classroom / Teaching Supplies & Materials	-	-	-	#NAME?	#NAME?	-	-
Special Ed Supplies & Materials	-	-	-	#NAME?	#NAME?	-	-
Textbooks / Workbooks	-	-	-	#NAME?	#NAME?	-	-
Supplies & Materials other	-	-	-	#NAME?	#NAME?	-	-
Equipment / Furniture	-	-	-	#NAME?	#NAME?	-	-
Telephone	-	-	-	#NAME?	#NAME?	-	-
Technology	-	-	-	#NAME?	#NAME?	-	-
Student Testing & Assessment	-	-	-	#NAME?	#NAME?	-	-
Field Trips	-	-	-	#NAME?	#NAME?	-	-
Transportation (student)	-	-	-	#NAME?	#NAME?	-	-
Student Services - other	-	-	-	#NAME?	#NAME?	-	-
Office Expense	-	-	-	#NAME?	#NAME?	-	-
Staff Development	-	-	-	#NAME?	#NAME?	-	-
Staff Recruitment	-	-	-	#NAME?	#NAME?	-	-
Student Recruitment / Marketing	-	-	-	#NAME?	#NAME?	-	-
School Meals / Lunch	-	-	-	#NAME?	#NAME?	-	-
Travel (Staff)	-	-	-	#NAME?	#NAME?	-	-
Fundraising	-	-	-	#NAME?	#NAME?	-	-
Other	-	-	-	#NAME?	#NAME?	-	-
TOTAL SCHOOL OPERATIONS	-	-	-	#NAME?	#NAME?	-	-
FACILITY OPERATION & MAINTENANCE							
Insurance	-	-	-	#NAME?	#NAME?	-	-
Janitorial	-	-	-	#NAME?	#NAME?	-	-
Building and Land Rent / Lease / Facility Finance Interest	-	-	-	#NAME?	#NAME?	-	-
Repairs & Maintenance	-	-	-	#NAME?	#NAME?	-	-
Equipment / Furniture	-	-	-	#NAME?	#NAME?	-	-
Security	-	-	-	#NAME?	#NAME?	-	-
Utilities	-	-	-	#NAME?	#NAME?	-	-
TOTAL FACILITY OPERATION & MAINTENANCE	-	-	-	#NAME?	#NAME?	-	-
DEPRECIATION & AMORTIZATION				-	-	-	-
RESERVES / CONTINGENCY				-	-	-	-
TOTAL EXPENSES	-	-	-	#NAME?	#NAME?	-	-
NET INCOME	-	-	-	#NAME?	#NAME?	-	-

				HENRY JOHNSON CHARTER SCHOOL			
				Budget / Operating Plan			
				2016-17			
Total Revenue	-	-	-	#NAME?	#NAME?	-	-
Total Expenses	-	-	-	#NAME?	#NAME?	-	-
Net Income	-	-	-	#NAME?	#NAME?	-	-
Actual Student Enrollment	-	-	-			-	-
				TOTALS AND VARIANCE ANALYSIS			
*NOTE: Enrollment, Revenue and Expenditure Data IN the 'Total and Variance Analysis' Section is Based on LAST ACTUAL Quarter Completed				Actual	Current Budget (Current Quarter)	Actual vs. Current Budget	Original Budget (Current Quarter)
				Actual	Current Budget	Current Budget - TY	Actual vs. Original Budget
ENROLLMENT - *School Districts Are Linked To Above Entries*				* Enrollment Data Based on Last Actual Quarter Completed			
ALBANY CITY SD				-	-	-	-
SCHENECTADY CITY SD				-	-	-	-
TROY CITY SD				-	-	-	-
LANSINGBURGH CSD				-	-	-	-
SOUTH COLONIE CSD				-	-	-	-
WATERVLIET CITY SD				-	-	-	-
COHOES CITY SD				-	-	-	-
NORTH COLONIE CSD				-	-	-	-
MENANDS UFSD				-	-	-	-
RENSSELAER CITY SD				-	-	-	-
GUILDERLAND CSD				-	-	-	-
SHENENDEHOWA CSD				-	-	-	-
WATERFORD-HALFMOON UFSD				-	-	-	-
-				-	-	-	-
-				-	-	-	-
ALL OTHER School Districts: (Count = 0)				-	-	-	-
TOTAL ENROLLMENT				-	-	-	-
REVENUE PER PUPIL				-	-	-	-
EXPENSES PER PUPIL				-	-	-	-

Total Revenue	#NAME?	#NAME?	-	-
Total Expenses	6,005,564	6,005,564	-	-
Net Income	#NAME?	#NAME?	-	-
Actual Student Enrollment			-	
5				
*NOTE: Enrollment, Revenue and Expenditure Data IN the 'Total and Variance Analysis' Section is Based on LAST ACTUAL Quarter Completed			P Y Actual (P Y	
	Original	Actual	TY / No. of	Actual CY
	Budget - TY	vs. Original	COMPLETED	vs.
		Budget TY	Actual CY	Actual PY
			Quarters	
REVENUE				
REVENUES FROM STATE SOURCES				
Per Pupil Revenue	CY Per Pupil Rate			
ALBANY CITY SD	#NAME?	#NAME?	-	-
SCHENECTADY CITY SD	#NAME?	#NAME?	-	-
TROY CITY SD	#NAME?	#NAME?	-	-
LANSINGBURGH CSD	#NAME?	#NAME?	-	-
SOUTH COLONIE CSD	#NAME?	#NAME?	-	-
WATERVLIET CITY SD	#NAME?	#NAME?	-	-
COHOES CITY SD	#NAME?	#NAME?	-	-
NORTH COLONIE CSD	#NAME?	#NAME?	-	-
MENANDS UFSD	#NAME?	#NAME?	-	-
RENSSELAER CITY SD	#NAME?	#NAME?	-	-
GUILDERLAND CSD	#NAME?	#NAME?	-	-
SHENENDEHOWA CSD	#NAME?	#NAME?	-	-
WATERFORD-HALFMOON UFSD	#NAME?	#NAME?	-	-
-	#N/A	#N/A	-	-
-	#N/A	#N/A	-	-
ALL OTHER School Districts: (Count = 0)	#N/A	#N/A	-	-
TOTAL Per Pupil Revenue (Weighted Average Per Pupil Funding)	#NAME?	#NAME?	-	-
Special Education Revenue	66,902	(66,902)	-	-
Grants				
Stimulus	-	-	-	-
DYCD (Department of Youth and Community Development)	-	-	-	-
Other	-	-	-	-
Other	-	-	-	-
TOTAL REVENUE FROM STATE SOURCES	#NAME?	#NAME?	-	-
REVENUE FROM FEDERAL FUNDING				
IDEA Special Needs	-	-	-	-
Title I	185,000	(185,000)	-	-
Title Funding - Other	9,000	(9,000)	-	-
School Food Service (Free Lunch)	300,000	(300,000)	-	-
Grants				
Charter School Program (CSP) Planning & Implementation	-	-	-	-
Other	-	-	-	-
Other	-	-	-	-
TOTAL REVENUE FROM FEDERAL SOURCES	494,000	(494,000)	-	-
LOCAL and OTHER REVENUE				
Contributions and Donations	150	(150)	-	-
Fundraising	2,500	(2,500)	-	-
Erate Reimbursement	1,150	(1,150)	-	-
Earnings on Investments	-	-	-	-
Interest Income	-	-	-	-
Food Service (Income from meals)	3,000	(3,000)	-	-
Text Book	-	-	-	-
OTHER	3,348	(3,348)	-	-
TOTAL REVENUE FROM LOCAL and OTHER SOURCES	10,148	(10,148)	-	-
TOTAL REVENUE	#NAME?	#NAME?	-	-

TOOL

Total Revenue	#NAME?	#NAME?	-	-
Total Expenses	6,005,564	6,005,564	-	-
Net Income	#NAME?	#NAME?	-	-
Actual Student Enrollment			-	
5				
*NOTE: Enrollment, Revenue and Expenditure Data IN the 'Total and Variance Analysis' Section is Based on LAST ACTUAL Quarter Completed	Actual vs. Original Budget TY	PY Actual (PY TY / No. of COMPLETED Actual CY Quarters	Actual CY vs. Actual PY	
	Original Budget - TY			

EXPENSES	Quarter 0				
ADMINISTRATIVE STAFF PERSONNEL COSTS	No. of Positions				
Executive Management	#NAME?	55,702	55,702	-	-
Instructional Management	#NAME?	213,725	213,725	-	-
Deans, Directors & Coordinators	#NAME?	-	-	-	-
CFO / Director of Finance	#NAME?	-	-	-	-
Operation / Business Manager	#NAME?	51,516	51,516	-	-
Administrative Staff	#NAME?	368,774	368,774	-	-
TOTAL ADMINISTRATIVE STAFF	#NAME?	689,717	689,717	-	-
INSTRUCTIONAL PERSONNEL COSTS					
Teachers - Regular	#NAME?	1,264,393	1,264,393	-	-
Teachers - SPED	#NAME?	103,710	103,710	-	-
Substitute Teachers	#NAME?	1,000	1,000	-	-
Teaching Assistants	#NAME?	161,257	161,257	-	-
Specialty Teachers	#NAME?	286,853	286,853	-	-
Aides	#NAME?	-	-	-	-
Therapists & Counselors	#NAME?	146,455	146,455	-	-
Other	#NAME?	305,000	305,000	-	-
TOTAL INSTRUCTIONAL	#NAME?	2,268,668	2,268,668	-	-
NON-INSTRUCTIONAL PERSONNEL COSTS					
Nurse	#NAME?	-	-	-	-
Librarian	#NAME?	-	-	-	-
Custodian	#NAME?	-	-	-	-
Security	#NAME?	-	-	-	-
Other	#NAME?	128,131	128,131	-	-
TOTAL NON-INSTRUCTIONAL	#NAME?	128,131	128,131	-	-
SUBTOTAL PERSONNEL SERVICE COSTS	#NAME?	3,086,516	3,086,516	-	-
PAYROLL TAXES AND BENEFITS					
Payroll Taxes		305,680	305,680	-	-
Fringe / Employee Benefits		510,119	510,119	-	-
Retirement / Pension		47,000	47,000	-	-
TOTAL PAYROLL TAXES AND BENEFITS		862,799	862,799	-	-
TOTAL PERSONNEL SERVICE COSTS	#NAME?	3,949,315	3,949,315	-	-
CONTRACTED SERVICES					
Accounting / Audit		61,800	61,800	-	-
Legal		5,000	5,000	-	-
Management Company Fee		-	-	-	-
Nurse Services		44,000	44,000	-	-
Food Service / School Lunch		130,000	130,000	-	-
Payroll Services		1,000	1,000	-	-
Special Ed Services		60,000	60,000	-	-
Titlement Services (i.e. Title I)		-	-	-	-
Other Purchased / Professional / Consulting		96,000	96,000	-	-
TOTAL CONTRACTED SERVICES		397,800	397,800	-	-

TOOL

Total Revenue	#NAME?	#NAME?	-	-
Total Expenses	6,005,564	6,005,564	-	-
Net Income	#NAME?	#NAME?	-	-
Actual Student Enrollment			-	
5				
*NOTE: Enrollment, Revenue and Expenditure Data IN the 'Total and Variance Analysis' Section is Based on LAST ACTUAL Quarter Completed				
	Original Budget - TY	Actual vs. Original Budget TY	PY Actual (PY TY / No. of COMPLETED Actual CY Quarters	Actual CY vs. Actual PY
SCHOOL OPERATIONS				
Board Expenses	500	500	-	-
Classroom / Teaching Supplies & Materials	79,000	79,000	-	-
Special Ed Supplies & Materials	-	-	-	-
Textbooks / Workbooks	40,000	40,000	-	-
Supplies & Materials other	-	-	-	-
Equipment / Furniture	28,500	28,500	-	-
Telephone	13,500	13,500	-	-
Technology	50,000	50,000	-	-
Student Testing & Assessment	30,000	30,000	-	-
Field Trips	-	-	-	-
Transportation (student)	231,750	231,750	-	-
Student Services - other	82,404	82,404	-	-
Office Expense	41,000	41,000	-	-
Staff Development	42,000	42,000	-	-
Staff Recruitment	-	-	-	-
Student Recruitment / Marketing	10,000	10,000	-	-
School Meals / Lunch	-	-	-	-
Travel (Staff)	2,000	2,000	-	-
Fundraising	-	-	-	-
Other	450	450	-	-
TOTAL SCHOOL OPERATIONS	651,104	651,104	-	-
FACILITY OPERATION & MAINTENANCE				
Insurance	53,400	53,400	-	-
Janitorial	108,000	108,000	-	-
Building and Land Rent / Lease / Facility Finance Interest	440,185	440,185	-	-
Repairs & Maintenance	99,760	99,760	-	-
Equipment / Furniture	-	-	-	-
Security	5,000	5,000	-	-
Utilities	67,000	67,000	-	-
TOTAL FACILITY OPERATION & MAINTENANCE	773,345	773,345	-	-
DEPRECIATION & AMORTIZATION	224,000	224,000	-	-
RESERVES / CONTINGENCY	10,000	10,000	-	-
TOTAL EXPENSES	6,005,564	6,005,564	-	-
NET INCOME	#NAME?	#NAME?	-	-

FOOL

Total Revenue	#NAME?	#NAME?	-	-
Total Expenses	6,005,564	6,005,564	-	-
Net Income	#NAME?	#NAME?	-	-
Actual Student Enrollment			-	
		5		
*NOTE: Enrollment, Revenue and Expenditure Data IN the 'Total and Variance Analysis' Section is Based on LAST ACTUAL Quarter Completed		Actual vs. Original Budget - TY	PY Actual (PY TY / No. of COMPLETED Actual CY Quarters	Actual CY vs. Actual PY

ENROLLMENT - *School Districts Are Linked To Above Entries*				
ALBANY CITY SD			-	-
SCHENECTADY CITY SD			-	-
TROY CITY SD			-	-
LANSINGBURGH CSD			-	-
SOUTH COLONIE CSD			-	-
WATERVLIET CITY SD			-	-
COHOES CITY SD			-	-
NORTH COLONIE CSD			-	-
MENANDS UFSD			-	-
RENSSELAER CITY SD			-	-
GUILDERLAND CSD			-	-
SHENENDEHOWA CSD			-	-
WATERFORD-HALFMOON UFSD			-	-
-			-	-
-			-	-
ALL OTHER School Districts: (Count = 0)			-	-
TOTAL ENROLLMENT			-	-
REVENUE PER PUPIL			-	-
EXPENSES PER PUPIL			-	-



Charter Schools Institute
The State University of New York

Annual Report Requirement
for SUNY Authorized Charter Schools
HENRY JOHNSON CHARTER SCHOOL
2016-17

Administrative
expenditures per pupil:

\$0.00

Per NYS Statute

Administrative expenditures per pupil: the sum of all general administration salaries and other general administration expenditures divided by the total number of enrolled students. Employee benefit costs or expenditures should not be reported here.

***NOTE: THIS TAB ONLY NEEDS TO BE COMPLETED FOR Q4**

**Disclosure of Financial Interest by a Current or Proposed Charter School
Education Corporation Trustee**

Trustee Name:

Juanita Nabors

Name of Charter School Education Corporation (for an unmerged school, this is the Charter School Name):

Henry Johnson Charter School

1. List all positions held on the education corporation board (e.g., president, treasurer, parent representative). N/A

2. Is the trustee an employee of any school operated by the Education Corporation?
 Yes X No

If **Yes**, for each school, please provide a description of the position(s) you hold, your responsibilities, your salary and your start date.

3. Is the trustee an employee or agent of the management company or institutional partner of the charter school(s) governed by the Education Corporation?
 Yes X No

If **Yes**, for each school, please provide a description of the position(s) you hold, your responsibilities, your salary and your start date.


4. Identify each interest/transaction (and provide the requested information) that you or any of your immediate family members or any persons who live with you in your house have held or engaged in with the charter school(s) governed by the Education Corporation during the time you have served on the board, and in the six-month period prior to such service. If there has been no such financial interest or transaction, write **None**. Please note that if you answered **Yes** to Questions 2-4 above, you need not disclose again your employment status, salary, etc.

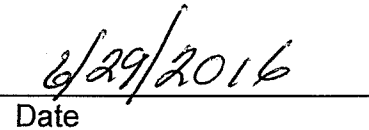
Date(s)	Nature of Financial Interest/Transaction	Steps taken to avoid a conflict of interest, (e.g., did not vote, did not participate in discussion)	Name of person holding interest or engaging in transaction and relationship to yourself
<u>N/A</u>			

Please write "None" if applicable. Do not leave this space blank.			
N/A			


5. Identify each individual, business, corporation, union association, firm, partnership, committee proprietorship, franchise holding company, joint stock company, business or real estate trust, non-profit organization, or other organization or group of people doing business with the school(s) governed by the Education Corporation and in which such entity, during the time of your tenure as a trustee, you and/or your immediate family member(s) or person(s) living in your house had a financial interest or other relationship. If you are a member, director, officer or employee of an organization formally partnered with the school(s) that is/are doing business with the school(s) through a management or services agreement, please identify only the name of the organization, your position in the organization, and the relationship between such organization and the school(s). If there was no financial interest, write None.

Organization conducting business with the school(s)	Nature of business conducted	Approximate value of the business conducted	Name of Trustee and/or immediate family member of household holding an interest in the organization conducting business with the school(s) and the nature of the interest	Steps Taken to Avoid Conflict of Interest
Please write "None" if applicable. Do not leave this space blank.				
		N/A		


Signature


Date

Please note that this document is considered a public record and as such, may be made available to members of the public upon request under the Freedom of Information Law. Personal contact information provided below will be redacted.



Disclosure of Financial Interest by a Current or Proposed Charter School Education Corporation Trustee

Trustee Name:

Mike Barblett

Name of Charter School Education Corporation (for an unmerged school, this is the Charter School Name):

Henry Johnson Charter School

1. List all positions held on the education corporation board (e.g., president, treasurer, parent representative).

Treasurer

2. Is the trustee an employee of any school operated by the Education Corporation?
☐ Yes ☒ No

If Yes, for each school, please provide a description of the position(s) you hold, your responsibilities, your salary and your start date.

3. Is the trustee an employee or agent of the management company or institutional partner of the charter school(s) governed by the Education Corporation?

☐ Yes ☒ No

If Yes, for each school, please provide a description of the position(s) you hold, your responsibilities, your salary and your start date.


4. Identify each interest/transaction (and provide the requested information) that you or any of your immediate family members or any persons who live with you in your house have held or engaged in with the charter school(s) governed by the Education Corporation during the time you have served on the board, and in the six-month period prior to such service. If there has been no such financial interest or transaction, write **None**. Please note that if you answered **Yes** to Questions 2-4 above, you need not disclose again your employment status, salary, etc.

Date(s)	Nature of Financial Interest/Transaction	Steps taken to avoid a conflict of interest, (e.g., did not vote, did not participate in discussion)	Name of person holding interest or engaging in transaction and relationship to yourself

None	Please write "None" if applicable. Do not leave this space blank.		
------	---	--	--


5. Identify each individual, business, corporation, union association, firm, partnership, committee proprietorship, franchise holding company, joint stock company, business or real estate trust, non-profit organization, or other organization or group of people doing business with the school(s) governed by the Education Corporation and in which such entity, during the time of your tenure as a trustee, you and/or your immediate family member(s) or person(s) living in your house had a financial interest or other relationship. If you are a member, director, officer or employee of an organization formally partnered with the school(s) that is/are doing business with the school(s) through a management or services agreement, please identify only the name of the organization, your position in the organization, and the relationship between such organization and the school(s). If there was no financial interest, write None.

Organization conducting business with the school(s)	Nature of business conducted	Approximate value of the business conducted	Name of Trustee and/or immediate family member of household holding an interest in the organization conducting business with the school(s) and the nature of the interest	Steps Taken to Avoid Conflict of Interest
None	Please write "None" if applicable. Do not leave this space blank.			


 Signature

6/21/16
 Date

Please note that this document is considered a public record and as such, may be made available to members of the public upon request under the Freedom of Information Law. Personal contact information provided below will be redacted.



Disclosure of Financial Interest by a Current or Proposed Charter School Education Corporation Trustee

Trustee Name:

Bramble Buran

Name of Charter School Education Corporation (for an unmerged school, this is the Charter School Name):

Henry Johnson Charter School

1. List all positions held on the education corporation board (e.g., president, treasurer, parent representative).

2. Is the trustee an employee of any school operated by the Education Corporation?
☐ Yes ☒ No

If Yes, for each school, please provide a description of the position(s) you hold, your responsibilities, your salary and your start date.

3. Is the trustee an employee or agent of the management company or institutional partner of the charter school(s) governed by the Education Corporation?

☐ Yes ☒ No

If Yes, for each school, please provide a description of the position(s) you hold, your responsibilities, your salary and your start date.

4. Identify each interest/transaction (and provide the requested information) that you or any of your immediate family members or any persons who live with you in your house have held or engaged in with the charter school(s) governed by the Education Corporation during the time you have served on the board, and in the six-month period prior to such service. If there has been no such financial interest or transaction, write **None**. Please note that if you answered **Yes** to Questions 2-4 above, you need not disclose again your employment status, salary, etc.

Date(s)	Nature of Financial Interest/Transaction	Steps taken to avoid a conflict of interest, (e.g., did not vote, did not participate in discussion)	Name of person holding interest or engaging in transaction and relationship to yourself

Please write "None" if applicable. Do not leave this space blank.			
None			


5. Identify each individual, business, corporation, union association, firm, partnership, committee proprietorship, franchise holding company, joint stock company, business or real estate trust, non-profit organization, or other organization or group of people doing business with the school(s) governed by the Education Corporation and in which such entity, during the time of your tenure as a trustee, you and/or your immediate family member(s) or person(s) living in your house had a financial interest or other relationship. If you are a member, director, officer or employee of an organization formally partnered with the school(s) that is/are doing business with the school(s) through a management or services agreement, please identify only the name of the organization, your position in the organization, and the relationship between such organization and the school(s). If there was no financial interest, write None.

Organization conducting business with the school(s)	Nature of business conducted	Approximate value of the business conducted	Name of Trustee and/or immediate family member of household holding an interest in the organization conducting business with the school(s) and the nature of the interest	Steps Taken to Avoid Conflict of Interest
Please write "None" if applicable. Do not leave this space blank.				
None				

Branche J. Bura
Signature

6/21/16
Date

Please note that this document is considered a public record and as such, may be made available to members of the public upon request under the Freedom of Information Law. Personal contact information provided below will be redacted.



<p align="center">Disclosure of Financial Interest by a Current or Proposed Charter School Education Corporation Trustee</p>

Trustee Name:

Brian Backstrom

Name of Charter School Education Corporation (for an unmerged school, this is the Charter School Name):

Henry Johnson Charter School

1. List all positions held on the education corporation board (e.g., president, treasurer, parent representative). Secretary of the Board

2. Is the trustee an employee of any school operated by the Education Corporation?
☐ Yes ☒ No

If Yes, for each school, please provide a description of the position(s) you hold, your responsibilities, your salary and your start date.

3. Is the trustee an employee or agent of the management company or institutional partner of the charter school(s) governed by the Education Corporation?

☐ Yes ☒ No

If Yes, for each school, please provide a description of the position(s) you hold, your responsibilities, your salary and your start date.


4. Identify each interest/transaction (and provide the requested information) that you or any of your immediate family members or any persons who live with you in your house have held or engaged in with the charter school(s) governed by the Education Corporation during the time you have served on the board, and in the six-month period prior to such service. If there has been no such financial interest or transaction, write **None**. Please note that if you answered Yes to Questions 2-4 above, you need not disclose again your employment status, salary, etc.

Date(s)	Nature of Financial Interest/Transaction	Steps taken to avoid a conflict of interest, (e.g., did not vote, did not participate in discussion)	Name of person holding interest or engaging in transaction and relationship to yourself

Please write "None" if applicable. Do not leave this space blank.			
None			


5. Identify each individual, business, corporation, union association, firm, partnership, committee proprietorship, franchise holding company, joint stock company, business or real estate trust, non-profit organization, or other organization or group of people doing business with the school(s) governed by the Education Corporation and in which such entity, during the time of your tenure as a trustee, you and/or your immediate family member(s) or person(s) living in your house had a financial interest or other relationship. If you are a member, director, officer or employee of an organization formally partnered with the school(s) that is/are doing business with the school(s) through a management or services agreement, please identify only the name of the organization, your position in the organization, and the relationship between such organization and the school(s). If there was no financial interest, write None.

Organization conducting business with the school(s)	Nature of business conducted	Approximate value of the business conducted	Name of Trustee and/or immediate family member of household holding an interest in the organization conducting business with the school(s) and the nature of the interest	Steps Taken to Avoid Conflict of Interest
Albany Charter School Network (Brighter Choice Foundation)	Consulting and support services	Approx. \$50,000 in 2015-16	Self. Brian Backstrom is a Trustee of the Brighter Choice Foundation	Disclose to Board whenever discussions involving Network activities occurs. Abstain from votes on all AASN-BCF matters

Signature 

Date 6-21-16

Please note that this document is considered a public record and as such, may be made available to members of the public upon request under the Freedom of Information Law. Personal contact information provided below will be redacted.



Disclosure of Financial Interest by a Current or Proposed Charter School Education Corporation Trustee

Trustee Name: Saleem M. Cheeks

Name of Charter School Education Corporation (for an unmerged school, this is the Charter School Name): Henry Johnson Charter School

1. List all positions held on the education corporation board (e.g., president, treasurer, parent representative).

2. Is the trustee an employee of any school operated by the Education Corporation?
 Yes X No

If **Yes**, for each school, please provide a description of the position(s) you hold, your responsibilities, your salary and your start date.

3. Is the trustee an employee or agent of the management company or institutional partner of the charter school(s) governed by the Education Corporation?
 Yes X No

If **Yes**, for each school, please provide a description of the position(s) you hold, your responsibilities, your salary and your start date.

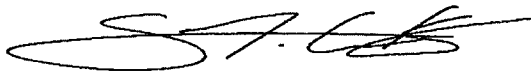
4. Identify each interest/transaction (and provide the requested information) that you or any of your immediate family members or any persons who live with you in your house have held or engaged in with the charter school(s) governed by the Education Corporation during the time you have served on the board, and in the six-month period prior to such service. If there has been no such financial interest or transaction, write **None**. Please note that if you answered **Yes** to Questions 2-4 above, you need not disclose again your employment status, salary, etc.

Date(s)	Nature of Financial Interest/Transaction	Steps taken to avoid a conflict of interest, (e.g., did not vote, did not participate in discussion)	Name of person holding interest or engaging in transaction and relationship to yourself

	None	
--	-------------	--

5. Identify each individual, business, corporation, union association, firm, partnership, committee proprietorship, franchise holding company, joint stock company, business or real estate trust, non-profit organization, or other organization or group of people doing business with the school(s) governed by the Education Corporation **and** in which such entity, during the time of your tenure as a trustee, you and/or your immediate family member(s) or person(s) living in your house had a financial interest or other relationship. If you are a member, director, officer or employee of an organization formally partnered with the school(s) that is/are doing business with the school(s) through a management or services agreement, please identify only the name of the organization, your position in the organization, and the relationship between such organization and the school(s). If there was no financial interest, write **None**.

Organization conducting business with the school(s)	Nature of business conducted	Approximate value of the business conducted	Name of Trustee and/or immediate family member of household holding an interest in the organization conducting business with the school(s) and the nature of the interest	Steps Taken to Avoid Conflict of Interest
			None	




June 20, 2016

Signature

Date

Please note that this document is considered a public record and as such, may be made available to members of the public upon request under the Freedom of Information Law. Personal contact information provided below will be redacted.



<p align="center">Disclosure of Financial Interest by a Current or Proposed Charter School Education Corporation Trustee</p>

Trustee Name:

MICHAEL J. STRIANESE

Name of Charter School Education Corporation (for an unmerged school, this is the Charter School Name):

HENRY JOHNSON CHARTER SCHOOL

1. List all positions held on the education corporation board (e.g., president, treasurer, parent representative). NONE

2. Is the trustee an employee of any school operated by the Education Corporation?
☐ Yes ☒ No

If **Yes**, for each school, please provide a description of the position(s) you hold, your responsibilities, your salary and your start date.

3. Is the trustee an employee or agent of the management company or institutional partner of the charter school(s) governed by the Education Corporation?

☒ Yes ☐ No

If **Yes**, for each school, please provide a description of the position(s) you hold, your responsibilities, your salary and your start date. CHAIR OF BRIGHTER CHOICE FOUNDATION


4. Identify each interest/transaction (and provide the requested information) that you or any of your immediate family members or any persons who live with you in your house have held or engaged in with the charter school(s) governed by the Education Corporation during the time you have served on the board, and in the six-month period prior to such service. If there has been no such financial interest or transaction, write **None**. Please note that if you answered **Yes** to Questions 2-4 above, you need not disclose again your employment status, salary, etc.

Date(s)	Nature of Financial Interest/Transaction	Steps taken to avoid a conflict of interest, (e.g., did not vote, did not participate in discussion)	Name of person holding interest or engaging in transaction and relationship to yourself

Please write "None" if applicable. Do not leave this space blank.			
N	0	N	E

5. Identify each individual, business, corporation, union association, firm, partnership, committee proprietorship, franchise holding company, joint stock company, business or real estate trust, non-profit organization, or other organization or group of people doing business with the school(s) governed by the Education Corporation and in which such entity, during the time of your tenure as a trustee, you and/or your immediate family member(s) or person(s) living in your house had a financial interest or other relationship. If you are a member, director, officer or employee of an organization formally partnered with the school(s) that is/are doing business with the school(s) through a management or services agreement, please identify only the name of the organization, your position in the organization, and the relationship between such organization and the school(s). If there was no financial interest, write **None**.

Organization conducting business with the school(s)	Nature of business conducted	Approximate value of the business conducted	Name of Trustee and/or immediate family member of household holding an interest in the organization conducting business with the school(s) and the nature of the interest	Steps Taken to Avoid Conflict of Interest
Please write "None" if applicable. Do not leave this space blank. BRIGHTER CHOICE FOUNDATION	SUPPORT SERVICES	\$50K	SELF	REMOVE MYSELF FROM DISCUSSIONS & RECUSE MYSELF FROM VOTES RELATED TO BCF.

Signature  Date 06/21/16

Please note that this document is considered a public record and as such, may be made available to members of the public upon request under the Freedom of Information Law. Personal contact information provided below will be redacted.

Business Telephone: _____

Business Address: _____

E-mail Address: _____

Home Telephone: _____

Home Address: _____

<p align="center">Disclosure of Financial Interest by a Current or Proposed Charter School Education Corporation Trustee</p>

Trustee Name:

Latoya Taitt

Name of Charter School Education Corporation (for an unmerged school, this is the Charter School Name):

Henry Johnson Charter School

1. List all positions held on the education corporation board (e.g., president, treasurer, parent representative).

Parent Representative

2. Is the trustee an employee of any school operated by the Education Corporation?
☐ Yes ☒ No

If **Yes**, for each school, please provide a description of the position(s) you hold, your responsibilities, your salary and your start date.

3. Is the trustee an employee or agent of the management company or institutional partner of the charter school(s) governed by the Education Corporation?

☐ Yes ☒ No

If **Yes**, for each school, please provide a description of the position(s) you hold, your responsibilities, your salary and your start date.


4. Identify each interest/transaction (and provide the requested information) that you or any of your immediate family members or any persons who live with you in your house have held or engaged in with the charter school(s) governed by the Education Corporation during the time you have served on the board, and in the six-month period prior to such service. If there has been no such financial interest or transaction, write **None**. Please note that if you answered **Yes** to Questions 2-4 above, you need not disclose again your employment status, salary, etc.

Date(s)	Nature of Financial Interest/Transaction	Steps taken to avoid a conflict of interest, (e.g., did not vote, did not participate in discussion)	Name of person holding interest or engaging in transaction and relationship to yourself

Please write "None" if applicable. Do not leave this space blank.			
None			


5. Identify each individual, business, corporation, union association, firm, partnership, committee proprietorship, franchise holding company, joint stock company, business or real estate trust, non-profit organization, or other organization or group of people doing business with the school(s) governed by the Education Corporation **and** in which such entity, during the time of your tenure as a trustee, you and/or your immediate family member(s) or person(s) living in your house had a financial interest or other relationship. If you are a member, director, officer or employee of an organization formally partnered with the school(s) that is/are doing business with the school(s) through a management or services agreement, please identify only the name of the organization, your position in the organization, and the relationship between such organization and the school(s). If there was no financial interest, write **None**.

Organization conducting business with the school(s)	Nature of business conducted	Approximate value of the business conducted	Name of Trustee and/or immediate family member of household holding an interest in the organization conducting business with the school(s) and the nature of the interest	Steps Taken to Avoid Conflict of Interest
Please write "None" if applicable. Do not leave this space blank.				
None				


6/21/16

Signature Date

Please note that this document is considered a public record and as such, may be made available to members of the public upon request under the Freedom of Information Law. Personal contact information provided below will be redacted.



Disclosure of Financial Interest by a Current or Proposed Charter School Education Corporation Trustee

Trustee Name:

Sharon V. DeSilva

Name of Charter School Education Corporation (for an unmerged school, this is the Charter School Name):

Henry Johnson Charter School

1. List all positions held on the education corporation board (e.g., president, treasurer, parent representative).

2. Is the trustee an employee of any school operated by the Education Corporation?
☐ Yes ☒ No

If Yes, for each school, please provide a description of the position(s) you hold, your responsibilities, your salary and your start date.

3. Is the trustee an employee or agent of the management company or institutional partner of the charter school(s) governed by the Education Corporation?

☐ Yes ☒ No

If Yes, for each school, please provide a description of the position(s) you hold, your responsibilities, your salary and your start date.

4. Identify each interest/transaction (and provide the requested information) that you or any of your immediate family members or any persons who live with you in your house have held or engaged in with the charter school(s) governed by the Education Corporation during the time you have served on the board, and in the six-month period prior to such service. If there has been no such financial interest or transaction, write **None**. Please note that if you answered **Yes** to Questions 2-4 above, you need not disclose again your employment status, salary, etc.

Date(s)	Nature of Financial Interest/Transaction	Steps taken to avoid a conflict of interest, (e.g., did not vote, did not participate in discussion)	Name of person holding interest or engaging in transaction and relationship to yourself

Please write "None" if applicable. Do not leave this space blank.			
None			


5. Identify each individual, business, corporation, union association, firm, partnership, committee proprietorship, franchise holding company, joint stock company, business or real estate trust, non-profit organization, or other organization or group of people doing business with the school(s) governed by the Education Corporation and in which such entity, during the time of your tenure as a trustee, you and/or your immediate family member(s) or person(s) living in your house had a financial interest or other relationship. If you are a member, director, officer or employee of an organization formally partnered with the school(s) that is/are doing business with the school(s) through a management or services agreement, please identify only the name of the organization, your position in the organization, and the relationship between such organization and the school(s). If there was no financial interest, write **None**.

Organization conducting business with the school(s)	Nature of business conducted	Approximate value of the business conducted	Name of Trustee and/or immediate family member of household holding an interest in the organization conducting business with the school(s) and the nature of the interest	Steps Taken to Avoid Conflict of Interest
Please write "None" if applicable. Do not leave this space blank.				

Signature

Date

Please note that this document is considered a public record and as such, may be made available to members of the public upon request under the Freedom of Information Law. Personal contact information provided below will be redacted.





Entry 9 BOT Table

Created: 07/08/2016

Last updated: 07/30/2016

Page 1

1. Current Board Member Information

	Trustee Name	Email Address	Position on the Board	Committee Affiliations	Voting Member? (Y/N)	Area of Expertise, and/or Additional Role at School (parent, staff member, etc.)	Number of Terms Served and Length of Each (Include election date and term expiration)
1	Saleem Cheeks		Chair/Board President	Finance	Yes	Public Relations	1 Term, 4 years Election: 9/19/12 Expiration: 6/30/16
2	Michael Strianese		Trustee/Member		Yes	Finance and Operations	1 Term, 3 years Election: 6/18/13 Expiration: 6/30/16
3	Latoya Taitte		Parent Representative		Yes	Parent	Ending 6/30/2016
4	Brian Backstrom		Secretary	Academic	Yes	Advocacy	2 Term, 2 years Election: 9/19/12 Expiration: 6/30/17
5	Michael Bartoletti		Treasurer	Finance	Yes	Business	Ending 6/30/2018
							Term

6	Bramble Buran		Trustee/Member		Yes	Education	Expires 6/30/2017
7	Juanita Nabors		Trustee/Member		Yes	Legislative	Term Expires 6/30/2016
8	Sharon Victoria DeSilva		Trustee/Member		Yes	Community	Term Expires 6/30/2016
9							
10							
11							
12							
13							
14							
15							
16							
17							
18							
19							
20							

2. Total Number of Members on June 30, 2015

8

3. Total Number of Members Joining the Board 2015-16 School Year

1

4. Total Number of Members Departing the Board during the 2015-16 School Year

2

5. Number of Voting Members 2015-16, as set by the by-laws, resolution or

minutes

15

6. Number of Board Meetings Conducted in the 2015-16 School Year

12

7. Number of Board Meetings Scheduled for the 2016-17 School Year

12

Thank you.

Enrollment and Retention Efforts

Over the course of the last charter term, the school made a good faith effort to attract and retain a greater enrollment of students with disabilities, English language learners, and students who are eligible applicants for the free and reduced price lunch program.

Weekly Open House sessions are held throughout the month of March to allow for interested families to tour the school and learn more about the programs that are offered. The following list summarizes the actions which are now taken.

Students with Special Needs

- Direct mail advertising that mentions special needs services
- Radio ads and brochures that mention special needs services
- Outreach to specialized feeder schools and programs
- We reach out to special needs pre-K programs through our special service vendor to provide enrollment materials to those families

English Language Learners

- Direct mail advertising in languages other than English
- Radio ads in Spanish
- Outreach by multi-lingual staff
- Outreach to immigrant community/ies
- Outreach to specialized feeder schools and programs
- Advertising and school materials are translated as needed
- School information session(s) will be held in trusted cultural centers in the community to attract more families who speak a language other than English including a Spanish outreach center and an African refuge office
- Advertising materials will be distributed in the primary languages other than English spoken in the area
- With notice, translators will be made available for families at school events, such as parent-teacher conferences
- Advertising materials will be provided to bi-lingual daycares

Students Eligible for Free and Reduced Lunch Programs

- The school applied for and was granted Community Eligibility Status for the National School Lunch Program.
- Meal program was covered at school open house, on application and during tours
- Support is offered to assist families in completing all necessary paperwork to ensure eligible students participate in the lunch program
- Recruitment occurred throughout neighborhoods surrounding the school and in the local district

Henry Johnson Charter School

Entry 11

Plan for Meeting Enrollment & Retention Targets

- Direct certification was used to ensure that any students new and returning with food stamps would automatically be approved
- An announcement goes to the unemployment office regarding our free and reduced lunch program

Going forward, the school plans to utilize additional measures. We are increasing our presence by using social media to help enhance our communication to our communities, families and other organizations.



Entry 12 Teacher and Administrator Attrition

Last updated: 07/30/2016

Report changes in teacher and administrator staffing.

Page 1

Instructions for completing the Teacher and Administrator Attrition Tables

The following tables reflect formatting in the online portal required for Regents authorized charter schools. Schools should provide, for teachers and administrators only, the full time equivalent (FTE) of staff on June 30, 2015; the FTE for added staff from July 1, 2015 through June 30, 2016; and the FTE for any departed staff from July 1, 2015 through June 30, 2016 using the two tables provided.

2015-16 Teacher Attrition Table

	FTE Teachers on June 30, 2015	FTE Teachers Departed 7/1/15 - 6/30/16	FTE Teachers Filling Vacant Positions 7/1/15 - 6/30/16	FTE Teachers Added in New Positions 7/1/15-6/30/16	FTE of Teachers on June 30, 2016
	44	3	2	0	43

2015-16 Administrator Position Attrition Table

	FTE Administrative Positions on June 30, 2015	FTE Administrators Departed 7/1/15 - 6/30/16	FTE Administrators Filling Vacant Positions 7/1/15 - 6/30/16	FTE Administrators Added in New Positions 7/1/15-6/30/16	FTE Administrative Positions on June 30, 2016
	10	1	0	0	9

Thank you



School Calendar 2016-2017

August 2016				
M	T	W	Th	F
15	16	17	18	19
22	23	24	25	26
29	30	31		

September 2016				
M	T	W	Th	F
			1	2
5	6	7	8	9
12	13	14	15	16
19	20	21	22	23
26	27	28	29	30

October 2016				
M	T	W	Th	F
3	4	5	6	7
10	11	12	13	14
17	18	19	20	21
24	25	26	27	28
31				

November 2016				
M	T	W	Th	F
	1	2	3	4
7	8	9	10	11
14	15	16	17	18
21	22	23	24	25
28	29	30		

December 2016				
M	T	W	Th	F
			1	2
5	6	7	8	9
12	13	14	15	16
19	20	21	22	23
26	27	28	29	30

Calendar Codes	
	First/Last Day of School
12	Professional Development No School for Scholars
25	Holiday - No School
5	Half Day - 12:30 Dismissal
3	Snow Emergency Day

# of Days	
1st Trimester	62 days
2nd Trimester	62 days
3rd Trimester	63 days
Total Student Days 187 days	

August 2016
Staff Development

September 2016
Back To School BBQ
Kindergarten Orientation
NO SCHOOL - Labor Day
First Day of Classes
Curriculum Night
Picture Day

October 2016
NO SCHOOL - Professional Development
NO SCHOOL - Columbus Day

November 2016
NO SCHOOL - Veterans Day
Annual Community Harvest Festival
NO SCHOOL - Thanksgiving Break

December 2016
1st Trimester Ends
Report Card Conference Week
NO SCHOOL - Winter Break

January 2017
NO SCHOOL - Professional Development
School Resumes
NO SCHOOL - Martin Luther King, Jr. Day
Half Day: 12:30 Dismissal - Professional Development

February 2017
100th Day of School Celebration
NO SCHOOL - Winter Recess

March 2017
2nd Trimester Ends
NYS ELA Testing

April 2017
Report Card Conference Week
NO SCHOOL - Good Friday
Spring Break

May 2017
NYS Math Testing
Outstanding Scholar of Character Luncheon
NYS Science Performance Exam
Snow Emergency Day (If Necessary)
NO SCHOOL - Memorial Day

June 2017
NYS Science Exam
Science Fair
Kindergarten Moving Up Ceremony @ 9:00 am
4th Grade Promotion Ceremony @ 2:30 pm
Half Day: 12:30 Dismissal - Professional Development
Field Day
3rd Trimester Ends - Last Day of School
Snow Emergency Day (If Necessary)

Aug. 22 - Sept. 2

September 1
September 1
September 5
September 6
September 15
September 29

October 3
October 10

November 11
November 19
November 23-25

December 7
December 12-16
Dec 26 - Jan 2

January 3
January 4
January 16
January 30

February 8
February 20-24

March 21
March 28-30

April 3-7
April 14
April 17-21

May 2-4
May 18
May 24
May 25-26
May 29

June 5
June 22
June 27
June 27
June 28
June 28
June 29
June 30

January 2017				
M	T	W	Th	F
2	3	4	5	6
9	10	11	12	13
16	17	18	19	20
23	24	25	26	27
30	31			

February 2017				
M	T	W	Th	F
		1	2	3
6	7	8	9	10
13	14	15	16	17
20	21	22	23	24
27	28			

March 2017				
M	T	W	Th	F
		1	2	3
6	7	8	9	10
13	14	15	16	17
20	21	22	23	24
27	28	29	30	31

April 2017				
M	T	W	Th	F
3	4	5	6	7
10	11	12	13	14
17	18	19	20	21
24	25	26	27	28

May 2017				
M	T	W	Th	F
1	2	3	4	5
8	9	10	11	12
15	16	17	18	19
22	23	24	25	26
29	30	31		

June 2017				
M	T	W	Th	F
			1	2
5	6	7	8	9
12	13	14	15	16
19	20	21	22	23
26	27	28	29	30