



# I. SCHOOL INFORMATION AND COVER PAGE (To be Completed By All Charter Schools)

Created: 07/23/2015

Last updated: 07/31/2015

Please be advised that you will need to complete this task first (including signatures) before all of the other tasks assigned to you by your authorizer are visible on your task page. While completing this task, please ensure that you select the correct authorizer or you may not be assigned the correct tasks.

## Page 1

### 1. SCHOOL NAME AND AUTHORIZER

(Select name from the drop down menu)

CANARSIE ASCEND CS (SUNY TRUSTEES) 331800861033

### 2. CHARTER AUTHORIZER

(For technical reasons, please re-select authorizer name from the drop down menu).

SUNY-Authorized Charter School

### 3. DISTRICT / CSD OF LOCATION

NYC CSD 18

### 4. SCHOOL INFORMATION

|  | PRIMARY ADDRESS                              | PHONE NUMBER | FAX NUMBER   | EMAIL ADDRESS |
|--|----------------------------------------------|--------------|--------------|---------------|
|  | 9719 Flatlands Avenue,<br>Brooklyn, NY 11236 | 347-713-0100 | 347-713-0100 | [REDACTED]    |

### 4a. PHONE CONTACT NUMBER FOR AFTER HOURS EMERGENCIES

|                                       |            |
|---------------------------------------|------------|
| Contact Name                          | Elena Day  |
| Title                                 | COO        |
| Emergency Phone Number (###-###-####) | [REDACTED] |

### 5. SCHOOL WEB ADDRESS (URL)

[www.ascendlearning.org](http://www.ascendlearning.org)

### 6. DATE OF INITIAL CHARTER

2011-10-01 00:00:00

**7. DATE FIRST OPENED FOR INSTRUCTION**

2013-09-01 00:00:00

**8. FINAL VERIFIED BEDS ENROLLMENT FOR THE 2014-15 School Year as reported to Department's Office of Information and Reporting Services (via the NYC DOE for charter schools in NYC) in August.**

240

**9. GRADES SERVED IN SCHOOL YEAR 2014-15**

Check all that apply

|               |         |
|---------------|---------|
| Grades Served | K, 1, 2 |
|---------------|---------|

**10. DOES THE SCHOOL CONTRACT WITH A CHARTER OR EDUCATIONAL MANAGEMENT ORGANIZATION?**

|  | Yes/No | Name of CMO/EMO |
|--|--------|-----------------|
|  | Yes    | Ascend Learning |

**10a. Please provide the name and contact information for each of the following individuals who are management level personnel associated with the CMO.**

|                                    | Name           | Work Phone | Alternate Phone | Email Address | Contact this individual also in emergencies |
|------------------------------------|----------------|------------|-----------------|---------------|---------------------------------------------|
| CEO (e.g., network superintendent) | Steven Wilson  | [REDACTED] |                 | [REDACTED]    | Yes                                         |
| CFO (e.g., network CFO)            | Andrew Epstein | [REDACTED] | [REDACTED]      | [REDACTED]    | Yes                                         |
| Compliance Contact                 | Elena Day      | [REDACTED] | [REDACTED]      | [REDACTED]    | Yes                                         |
| Complaint Contact                  | Elena Day      | [REDACTED] | [REDACTED]      | [REDACTED]    | Yes                                         |

Page 2

**11. FACILITIES**

Will the School maintain or operate multiple sites?

|  |                    |
|--|--------------------|
|  | No, just one site. |
|--|--------------------|

**12. SCHOOL SITES**

Please list the sites where the school will operate in 2015-16.

|                               | Physical Address                          | Phone Number | District/CSD | Grades Served at Site | School at Full Capacity at Site | Facilities Agreement |
|-------------------------------|-------------------------------------------|--------------|--------------|-----------------------|---------------------------------|----------------------|
| Site 1 (same as primary site) | 9719 Flatlands Avenue, Brooklyn, NY 11236 | 347-713-0100 | CSD 18       | K-3                   | No                              | Rent/Lease           |
| Site 2                        |                                           |              |              |                       |                                 |                      |
| Site 3                        |                                           |              |              |                       |                                 |                      |

**12a. Please provide the contact information for Site 1 (same as the primary site).**

|                    | Name             | Work Phone | Alternate Phone | Email Address |
|--------------------|------------------|------------|-----------------|---------------|
| School Leader      | Arlise Carson    | [REDACTED] |                 | [REDACTED]    |
| Operational Leader | Brandon Stanford | [REDACTED] |                 | [REDACTED]    |
| Compliance Contact | Elena Day        | [REDACTED] |                 | [REDACTED]    |
| Complaint Contact  | Elena Day        | [REDACTED] |                 | [REDACTED]    |

Page 3

**14. Were there any revisions to the school's charter during the 2014-2015 school year? (Please include both those that required authorizer approval and those that did not require authorizer approval).**

Yes

**14a. Summary of Charter Revisions**

|  | Category (Select Best Description) | Specific Revision (150 word limit) | Date Approved by BOT (if applicable) | Date Approved by Authorizer (if applicable) |
|--|------------------------------------|------------------------------------|--------------------------------------|---------------------------------------------|
|--|------------------------------------|------------------------------------|--------------------------------------|---------------------------------------------|

|   |                                         |                                                                                                                                                                                                                                                                                                                                                                                                                                                                                                                                                                                                                                                                                                                                                                          |  |  |
|---|-----------------------------------------|--------------------------------------------------------------------------------------------------------------------------------------------------------------------------------------------------------------------------------------------------------------------------------------------------------------------------------------------------------------------------------------------------------------------------------------------------------------------------------------------------------------------------------------------------------------------------------------------------------------------------------------------------------------------------------------------------------------------------------------------------------------------------|--|--|
| 1 | Change in design or educational program | <p>The school will soon request to alter key aspects of its original educational model. Collectively, the changes are known as "Version 2," of which the authorizer is aware.</p> <p>(1)Canarsie Ascend Charter School adopted new instructional methods that better prepare students both to meet the expectations of the Common Core and for college than the school's original model. (2)The school implemented a substantially new curriculum—one that is rigorous, sequential, Common Core-aligned, and college-preparatory—composed of carefully selected, top-of-class commercial instructional programs and Ascend's own program in the humanities. (3)The switch to Ascend's Version 2 instructional model required a different ESL curriculum and program.</p> |  |  |
|---|-----------------------------------------|--------------------------------------------------------------------------------------------------------------------------------------------------------------------------------------------------------------------------------------------------------------------------------------------------------------------------------------------------------------------------------------------------------------------------------------------------------------------------------------------------------------------------------------------------------------------------------------------------------------------------------------------------------------------------------------------------------------------------------------------------------------------------|--|--|

|   |       |                                                                                                                                                                                                                                                                                                                                                                                                                                                                                                                                                                                                                                                                                                                                                                                                                                                                                                                                                                                  |  |  |
|---|-------|----------------------------------------------------------------------------------------------------------------------------------------------------------------------------------------------------------------------------------------------------------------------------------------------------------------------------------------------------------------------------------------------------------------------------------------------------------------------------------------------------------------------------------------------------------------------------------------------------------------------------------------------------------------------------------------------------------------------------------------------------------------------------------------------------------------------------------------------------------------------------------------------------------------------------------------------------------------------------------|--|--|
| 2 | Other | <p>(1)The school has replaced its previous “No Excuses” culture with the Responsive Classroom model in the lower schools grades to cultivate students’ cooperation, assertiveness, responsibility, and empathy, as well as strengthen the Ascend student culture. (2)In the middle school, the Origins Developmental Designs approach replaced No Excuses. (3) Ascend Learning newly assumed the responsibilities for identifying or developing all curricula used in the school, as well as pacing charts, unit guides, assessments, academic and operational data systems, testing systems and reports, and professional development institutes and protocols.(4) The school has adopted a new practice for meeting the needs of students at risk of academic failure based on the Response to Intervention (RTI) approach. (5) Previously, too much time (roughly twice that of other charter networks) was devoted to assessment at the sacrifice of instructional time.</p> |  |  |
|---|-------|----------------------------------------------------------------------------------------------------------------------------------------------------------------------------------------------------------------------------------------------------------------------------------------------------------------------------------------------------------------------------------------------------------------------------------------------------------------------------------------------------------------------------------------------------------------------------------------------------------------------------------------------------------------------------------------------------------------------------------------------------------------------------------------------------------------------------------------------------------------------------------------------------------------------------------------------------------------------------------|--|--|

|   |                             |                                                                                                                                                                                                                                                                                                                                                                                                                                                                                                                                                                                                                                                                                                                                                                                                                                                                                    |  |  |
|---|-----------------------------|------------------------------------------------------------------------------------------------------------------------------------------------------------------------------------------------------------------------------------------------------------------------------------------------------------------------------------------------------------------------------------------------------------------------------------------------------------------------------------------------------------------------------------------------------------------------------------------------------------------------------------------------------------------------------------------------------------------------------------------------------------------------------------------------------------------------------------------------------------------------------------|--|--|
| 3 | Other                       | <p>(7)The school will determine the overall passing grade, instead of the previous model's pre-determined 60 percent.</p> <p>(8)The school's new approach to providing special education support consists of the Special Education Teacher Support Services (SETSS) model and Integrated Co-Teaching (ICT).</p> <p>(9)The switch to Ascend's Version 2 instructional model necessitates revision of the daily and weekly schedules, including longer periods, the provision of a daily intervention period after the regular day, and a middle school after-school enrichment program.</p> <p>(10)In Version 2, the school operates with a fuller leadership team based on a model used consistently across Ascend schools.</p> <p>(11)The school replaced the SABIS Student Management System with the Infinite Campus and Illuminate Data and Assessment Management Systems.</p> |  |  |
| 4 | Change in discipline policy | <p>On August 25, 2014 the board approved changes to the discipline policy to reflect the new Responsive Classroom culture, clarify which personnel has the authority to impose a suspension or expulsion, and ensure that due process requirements for suspensions and expulsions are met.</p>                                                                                                                                                                                                                                                                                                                                                                                                                                                                                                                                                                                     |  |  |
| 5 |                             |                                                                                                                                                                                                                                                                                                                                                                                                                                                                                                                                                                                                                                                                                                                                                                                                                                                                                    |  |  |

**15. Name and Position of Individual(s) Who Completed the 2014-15 Annual Report.**


Elena Day, COO

**16. Our signatures below attest that all of the information contained herein is truthful and accurate and that this charter school is in compliance with all aspects of its charter, and with all pertinent Federal, State, and local laws, regulations, and rules. We understand that if any information in any part of this report is found to have been deliberately misrepresented, that will constitute grounds for the revocation of our charter. Check **YES** if you agree and use the mouse on your PC or the stylist on your mobile device to sign your name).**


**Responses Selected:**

Yes

**Signature, Head of Charter School**

A handwritten signature in black ink on a light gray background. The signature is cursive and somewhat stylized, starting with a large 'L' and ending with a long horizontal stroke.

**Signature, President of the Board of Trustees**

A handwritten signature in black ink on a light gray background. The signature is highly stylized and abstract, consisting of several overlapping loops and lines.

Thank you.



# Appendix A: Link to the New York State School Report Card

Last updated: 07/27/2015

---

Page 1

**Charter School Name:**

---

## 1. NEW YORK STATE REPORT CARD

**Provide a direct URL or web link to the most recent New York State School Report Card for the charter school (See <https://reportcards.nysed.gov/>).**

(Charter schools completing year one will not yet have a School Report Card or link to one. Please type "URL is not available" in the space provided).

<http://data.nysed.gov/profile.php?instid=800000072840>



**Canarsie Ascend  
CHARTER SCHOOL**

**2014-15 ACCOUNTABILITY  
PLAN  
PROGRESS REPORT**

ascend

Submitted to the SUNY Charter Schools Institute on:

September 14, 2015

By Elena Day

Canarsie Ascend Charter School  
9719 Flatlands Avenue  
Brooklyn, NY 11236

Elena Day, Chief Operating Officer, prepared this 2014-15 Accountability Progress Report on behalf of the school's board of trustees:

| Trustee's Name        | Board Position |
|-----------------------|----------------|
| Stephanie Mauterstock | Chair          |
| Kathleen Quirk        | Treasurer      |
| Amanda Croft          | Secretary      |
| Christine Schlendorf  | Trustee        |
| Kwaku Andoh           | Trustee        |
| Oral Walcott          | Trustee        |

**Arlise Carson has served as the school leader since 2015.**

## INTRODUCTION

The mission of Canarsie Ascend Charter School is to equip every student with the knowledge, confidence, and character to succeed in college and beyond. Our students will, from the earliest grades, steadily build a strong foundation of learning habits, critical thinking skills, and knowledge; excel academically in the middle and high schools; and graduate as confident young adults, prepared to succeed as college students, citizens, and leaders in their chosen fields.

Canarsie Ascend opened in September 2013, serving kindergarten and first grade. It will grow by a grade per year to offer at maturity a comprehensive K-12 college-preparatory program. Canarsie Ascend is located in Community School District 18 in New York City. In SY 14-15, 72% of Canarsie's students qualified for free or reduced lunch, 97.2% were African-American or Hispanic, and 6.7% were special education students.

### School Enrollment by Grade Level and School Year

| School Year | K   | 1   | 2   | 3  | 4  | 5  | 6  | 7  | 8  | 9  | 10 | 11 | 12 | Total |
|-------------|-----|-----|-----|----|----|----|----|----|----|----|----|----|----|-------|
| 2011-12     | NA  | NA  | NA  | NA | NA | NA | NA | NA | NA | NA | NA | NA | NA | NA    |
| 2012-13     | NA  | NA  | NA  | NA | NA | NA | NA | NA | NA | NA | NA | NA | NA | NA    |
| 2013-14     | 100 | 116 | 0   | 0  | 0  | 0  | 0  | 0  | 0  | 0  | 0  | 0  | 0  | 216   |
| 2014-15     | 31  | 106 | 109 | 0  | 0  | 0  | 0  | 0  | 0  | 0  | 0  | 0  | 0  | 246   |

## ENGLISH LANGUAGE ARTS

### Goal 1: English Language Arts

Canarsie Ascend Charter School students will meet grade level expectations in English Language Arts.

### Background

In SY 14-15, Canarsie Ascend fully moved away from the SABIS curriculum and implemented the new Ascend Common Core curriculum. For the English language arts these components include:

- *Foundations*, a program based on the Wilson Reading System principles, which is supported by multiple studies, including one by Massachusetts's Lynn Public Schools (of which the student population is comprised of 66 percent black or Latino students). The study found that teaching under the System expedites grade-level reading increases among elementary school students who previously struggled in achieving appropriate reading level growth.
- In kindergarten, the writing program is *Units of Study in Opinion, Informational, and Narrative Writing*, by Lucy Caulkins. *Voyages in English: Grammar and Writing* is used to help students in later grades of the lower school with the mastery of grammar, writing, and the use of the English language. *Voyages in English* has been fine-tuned throughout the 70 years of its published life. It is also the recipient of the 2011 Distinguished Achievement Award by the Association of Educational Publishers.
- Ascend's *Literature Circle* program was adopted to promote student discussion as teachers help students mine the deepest meaning of the finest children's literature and develop the habits of excellent readers, all while building reading comprehension skills.
- *Guided Reading*, a separate reading class, creates a bridge between shared reading and independent reading. The program has been highly successful at several Ascend schools. It is taught in small groups of students who are on the same reading level, as determined by individual one-on-one reading assessments. Teachers serve as skilled facilitators, guiding students through prompts and questioning student strategies as they read a book together. Each guided reading session addresses needs identified through the previous session, whether in the area of decoding, fluency, or comprehension.
- In the new *shared text* component, the teacher models the habits of a skilled reader, and leads students briskly to the meaning of a short complex text. Students are guided in answering Common Core-style comprehension questions and short response questions. In the lower school, shared text is a companion

component to Literature Circle. Texts are selected to give historical context to the Literature Circle book under discussion.

- Ascend's *Humanities Program*, which begins in grade 5, and is unchanged, is the natural successor to the lower school's Literature Circle and Guided Reading programs. Modeled closely on the practices of the city's finest private and selective public schools, the program was designed to develop students' individual voices, as well as reading and writing sensibilities, with an ambitious syllabus that includes a cross-cultural selection of classic literature.

**Goal 1: Absolute Measure**

Each year, 75 percent of all tested students enrolled in at least their second year will perform at proficiency on the New York State English language arts examination for grades 3-8.

**Method**

The school had no students in grades 3 through 8 in school year 14-15 and therefore did not administer the New York State ELA test.

**Results**

Not applicable.

**Evaluation**

Not applicable

**Additional Evidence**

Not applicable

**Goal 1: Absolute Measure**

Each year, the school's aggregate Performance Level Index ("PLI") on the State English language arts exam will meet the Annual Measurable Objective ("AMO") set forth in the state's NCLB accountability system.

**Method**

The school had no students in grades 3 through 8 in school year 14-15 and therefore did not administer the New York State ELA test.

**Results**

Not applicable

**Evaluation**

Not applicable

**Goal 1: Comparative Measure**

Each year, the percent of all tested students who are enrolled in at least their second year and performing at proficiency on the state English language arts exam will be greater than that of all students in the same tested grades in the local school district.

**Method**

The school had no students in grades 3 through 8 in school year 14-15 and therefore did not administer the New York State ELA test.

**Results**

Not applicable

**Evaluation**

Not applicable

**Additional Evidence**

Not applicable

**Goal 1: Comparative Measure**

Each year, the school will exceed its predicted level of performance on the state English language arts exam by an Effect Size of 0.3 or above (performing higher than expected to a meaningful degree) according to a regression analysis controlling for economically disadvantaged students among all public schools in New York State.

**Method**

The school had no students in grades 3 through 8 in school year 14-15 and therefore did not administer the New York State ELA test.

**Results**

Not applicable

**Evaluation**

Not applicable

**Additional Evidence**

Not applicable.

**Goal 1: Growth Measure<sup>1</sup>**

Each year, under the state's Growth Model, the school's mean unadjusted growth percentile in English language arts for all tested students in grades 4-8 will be above the state's unadjusted median growth percentile.

**Method**

---

<sup>1</sup> See Guidelines for [Creating a SUNY Accountability Plan](#) for an explanation.

The school had no students in grades 3 through 8 in school year 14-15 and therefore did not administer the New York State ELA test.

**Results**

Not applicable

**Evaluation**

Not applicable

**Additional Evidence**

Not applicable

**Summary of the English Language Arts Goal**

The school had no students in grades 3 through 8 in school year 14-15 and therefore did not administer the New York State ELA test.

| Type        | Measure                                                                                                                                                                                                                                                                                                                                                                        | Outcome        |
|-------------|--------------------------------------------------------------------------------------------------------------------------------------------------------------------------------------------------------------------------------------------------------------------------------------------------------------------------------------------------------------------------------|----------------|
| Absolute    | Each year, 75 percent of all tested students who are enrolled in at least their second year will perform at proficiency on the New York State English language arts exam for grades 3-8.                                                                                                                                                                                       | Not applicable |
| Absolute    | Each year, the school's aggregate Performance Level Index (PLI) on the state English language arts exam will meet that year's Annual Measurable Objective (AMO) set forth in the state's NCLB accountability system.                                                                                                                                                           | Not applicable |
| Comparative | Each year, the percent of all tested students who are enrolled in at least their second year and performing at proficiency on the state English language arts exam will be greater than that of students in the same tested grades in the local school district.                                                                                                               | Not applicable |
| Comparative | Each year, the school will exceed its predicted level of performance on the state English language arts exam by an Effect Size of 0.3 or above (performing higher than expected to a small degree) according to a regression analysis controlling for economically disadvantaged students among all public schools in New York State. (Using 2012-13 school district results.) | Not applicable |
| Growth      | Each year, under the state's Growth Model the school's mean unadjusted growth percentile in English language arts for all tested students in grades 4-8 will be above the state's unadjusted median growth percentile.                                                                                                                                                         | Not applicable |

**Action Plan**

Not applicable



## MATHEMATICS

### Goal 2: Mathematics

Canarsie Ascend Charter School students will meet grade level expectations in math.

### Background

In SY 14-15, Canarsie Ascend fully moved away from the SABIS curriculum and implemented the new Ascend Common Core curriculum. For math these components include:

- The curriculum in math features the approach known as cognitively guided instruction (CGI). CGI has significantly improved performance in other leading NYC charter schools. Ascend Learning is extraordinarily fortunate to have Jeremy Abarno, the math curriculum director, leading this curriculum program. Under Jeremy's leadership at Pave Academy, where he implemented this practice, 74 percent of 3rd graders were found proficient or advanced in 2013-2014.
- *Singapore Math* is the primary math program in kindergarten through the fifth grade. Singapore Math is based on the curriculum that took Singapore students to the top of international math assessments. The program focuses on building problem-solving skills and an in-depth understanding of essential math skills. It is closely aligned with curricular focal points recommended by the National Council of Teachers of Mathematics and the Common Core Learning Standards. Students are taught not only mathematical methods, but also why they work.
- In *Number Stories*, which is founded on the tenets of CGI, students spend an entire period studying a single Common Core-style math problem, constructing their own solutions, defending their thinking, and comparing their approaches. For approximately 10-20 minutes a day, students will practice *Math Routines* to build automaticity and fluency in computation. In the middle school, one of the 45-minute daily math periods is deployed for *EngageNY*. The second math period is dedicated to *Math in Context*.

### Goal 2: Absolute Measure

Each year, 75 percent of all tested students enrolled in at least their second year will perform at proficiency on the New York State mathematics examination for grades 3-8.

### Method

The school had no students in grades 3 through 8 in school year 14-15 and therefore did not administer the New York State Math exam.

### Results

Not applicable

**Evaluation**

Not applicable

**Additional Evidence**

Not applicable

**Goal 2: Absolute Measure**

Each year, the school's aggregate Performance Level Index (PLI) on the State mathematics exam will meet the Annual Measurable Objective (AMO) set forth in the state's NCLB accountability system.

**Method**

The school had no students in grades 3 through 8 in school year 14-15 and therefore did not administer the New York State Math exam.

**Results**

Not applicable

**Evaluation**

Not applicable

**Additional Evidence**

Not applicable

**Goal 2: Comparative Measure**

Each year, the percent of all tested students who are enrolled in at least their second year and performing at proficiency on the state mathematics exam will be greater than that of all students in the same tested grades in the local school district.

**Method**

The school had no students in grades 3 through 8 in school year 14-15 and therefore did not administer the New York State Math exam.

**Results**

Not applicable

**Evaluation**

Not applicable

**Additional Evidence**

Not applicable

**Goal 2: Comparative Measure**

Each year, the school will exceed its predicted level of performance on the state mathematics exam by an Effect Size of 0.3 or above (performing higher than expected to a meaningful degree) according to a regression analysis controlling for economically disadvantaged students among all public schools in New York State.

**Method**

The school had no students in grades 3 through 8 in school year 14-15 and therefore did not administer the New York State Math exam.

**Results**

Not applicable

**Evaluation**

Not applicable

**Additional Evidence**

Not applicable

**Goal 2: Growth Measure<sup>2</sup>**

Each year, under the state's Growth Model, the school's mean unadjusted growth percentile in mathematics for all tested students in grades 4-8 will be above the state's unadjusted median growth percentile.

**Method**

The school had no students in grades 3 through 8 in school year 14-15 and therefore did not administer the New York State Math exam.

**Results**

Not applicable

**Evaluation**

Not applicable

**Additional Evidence**

Not applicable

**Summary of the Mathematics Goal**

The school had no students in grades 3 through 8 in school year 14-15 and therefore did not administer the New York State Math exam.

---

<sup>2</sup> See Guidelines for [Creating a SUNY Accountability Plan](#) for an explanation.

| Type        | Measure                                                                                                                                                                                                                                                                                                                                                              | Outcome        |
|-------------|----------------------------------------------------------------------------------------------------------------------------------------------------------------------------------------------------------------------------------------------------------------------------------------------------------------------------------------------------------------------|----------------|
| Absolute    | Each year, 75 percent of all tested students who are enrolled in at least their second year will perform at proficiency on the New York State mathematics exam for grades 3-8.                                                                                                                                                                                       | Not applicable |
| Absolute    | Each year, the school's aggregate Performance Level Index (PLI) on the state mathematics exam will meet that year's Annual Measurable Objective (AMO) set forth in the state's NCLB accountability system.                                                                                                                                                           | Not applicable |
| Comparative | Each year, the percent of all tested students who are enrolled in at least their second year and performing at proficiency on the state mathematics exam will be greater than that of students in the same tested grades in the local school district.                                                                                                               | Not applicable |
| Comparative | Each year, the school will exceed its predicted level of performance on the state mathematics exam by an Effect Size of 0.3 or above (performing higher than expected to a small degree) according to a regression analysis controlling for economically disadvantaged students among all public schools in New York State. (Using 2012-13 school district results.) | Not applicable |
| Growth      | Each year, under the state's Growth Model the school's mean unadjusted growth percentile in mathematics for all tested students in grades 4-8 will be above the state's unadjusted median growth percentile.                                                                                                                                                         | Not applicable |

**Action Plan**  
Not applicable

**SCIENCE**

**Goal 3: Science**  
Canarsie Ascend Charter School students will meet grade level expectations in Science.

**Background**

In SY 14-15, Canarsie Ascend fully moved away from the SABIS curriculum and implemented the new Ascend Common Core curriculum. For science these components include:

- MacMillan/McGraw-Hill's *A Closer Look* science program was selected as the curriculum for the lower school because of its strong Common Core alignment,

integration of rich content with well-conceived inquiry experiments, and vibrant, engaging textbooks. An independent study of St. Louis Public Schools (which are instructed under the MacMillan/McGraw-Hill science series), revealed that black students' performance on the Missouri Assessment Program is exhibiting a growth trend that exceeds that of the state average.

- In the middle school, students learn standards-based science in the context of intriguing personal and societal issues through the *Science Education for Public Understanding Program*, developed at the University of California at Berkeley and composed of courses in *Issues and Earth Science*, *Issues and Life Science*, and *Issues and Physical Science*. Two decades' worth of research have demonstrated the program's positive impact on students' science education with regards to fostering subject knowledge, inquiry skills, engagement, and approaches for making decisions and solving issues.

### **Goal 3: Absolute Measure**

Each year, 75 percent of all tested students enrolled in at least their second year will perform at proficiency on the New York State science examination.

#### **Method**

The school had no students in grades 3 through 8 in school year 14-15 and therefore did not administer the New York State science exam.

#### **Results**

Not applicable

#### **Evaluation**

Not applicable

#### **Additional Evidence**

Not applicable

### **Goal 3: Comparative Measure**

Each year, the percent of all tested students enrolled in at least their second year and performing at proficiency on the state science exam will be greater than that of all students in the same tested grades in the local school district.

#### **Method**

The school had no students in grades 3 through 8 in school year 14-15 and therefore did not administer the New York State science exam.

#### **Results**

Not applicable

#### **Evaluation**

Not applicable

**Additional Evidence**

Not applicable

**Summary of the Science Goal**

The school had no students in grades 3 through 8 in school year 14-15 and therefore did not administer the New York State science exam.

**Action Plan**

Not applicable.

**NCLB**

**Goal 4: NCLB**

To achieve state an Accountability Status of good standing.

**Goal 4: Absolute Measure**

Under the state’s NCLB accountability system, the school’s Accountability Status is in good standing: the state has not identified the school as a Focus School nor determined that it has met the criteria to be identified as school requiring a local assistance plan.

**Method**

Because *all* students are expected to meet the state's learning standards, the federal No Child Left Behind legislation stipulates that various sub-populations and demographic categories of students among all tested students must meet state proficiency standards. New York, like all states, established a system for making these determinations for its public schools. Each year the state issues School Report Cards. The report cards indicate each school’s status under the state’s No Child Left Behind (NCLB) accountability system.

**Results**

Canarsie Ascend Charter School's NCLB status for school year 14-15 is Good Standing.

**Evaluation**

The goal was met.

**Additional Evidence**



**NCLB Status by Year**

| Year    | Status        |
|---------|---------------|
| 2012-13 | N/A           |
| 2013-14 | N/A           |
| 2014-15 | Good Standing |



# Appendix B: Total Expenditures and Administrative Expenditures per Child

Created: 07/27/2015

Last updated: 07/31/2015

## Page 1

**Charter School Name:**

### **B. Financial Information**

**This information is required of ALL charter schools. Provide the following measures of fiscal performance of the charter school in Appendix B (Total Expenditures and Administrative Expenditures Per Child):**

#### **1. Total Expenditures Per Child**

To calculate '**Total Expenditures per Child**' take total expenditures (from the unaudited 2014-15 Schedule of Functional Expenses) and divide by the year end per pupil count. (Integers Only. No dollar signs or commas).

|                                  |         |
|----------------------------------|---------|
| Line 1: Total Expenditures       | 4054077 |
| Line 2: Year End Per Pupil Count | 248     |
| Line 3: Divide Line 1 by Line 2  | 16347   |

#### **2. Administrative Expenditures per Child**

To calculate '**Administrative Expenditures per Child**' take the relevant portion from the 'personnel services cost' row and the 'management and general' column (from the unaudited 2014-15 Schedule of Functional Expenses) and divide by the year end per pupil count. The relevant portion that must be included in this calculation is defined as follows:

Administrative Expenditures: Administration and management of the charter school includes the activities and personnel of the offices of the chief school officers, the treasurer, the finance or business offices, the purchasing unit, the employee personnel offices, the records management offices, or a public information and services offices. It also includes those administrative and management services provided by other organizations or corporations on behalf of the charter school for which the charter school pays a fee or other compensation.

Please note the following:

- Do not include the FTE of personnel dedicated to administration of the instructional programs.
- Do not include Employee Benefit costs or expenditures in the above calculations.
- A template for the Schedule of Functional Expenses is provided on page 20 of the 2014-15 Annual Report Guidelines to assist schools identify the categories of expenses needed to compute the two per pupil calculations. This template does not need to be completed or submitted on August 1st as it will be submitted November 1st as part of the audited financial statements. Therefore schools should use unaudited amounts for these per pupil calculations. (See the 2014-15 Annual Report Guidelines in "Resources" area of your portal task page).

**To calculate '**Administrative Expenditures per Child**' take the relevant portion from the 'personnel services cost' row and the 'management and general' column (from the 2014-15 Schedule of Functional Expenses) and divide by the year end per pupil count. (Integers Only. No dollar signs or commas).**



|                                                       |        |
|-------------------------------------------------------|--------|
| Line 1: Relevant Personnel Services Cost (Row)        | 376690 |
| Line 2: Management and General Cost (Column)          | 170610 |
| Line 3: Sum of Line 1 and Line 2                      | 547300 |
| Line 4: Year End Per Pupil Count                      | 248    |
| Line 5: Divide Line 3 by the Year End Per Pupil Count | 2206   |

***Thank you.***

## GENERAL INSTRUCTIONS FOR ANNUAL BUDGET/QUARTERLY REPORT

### TEMPLATE TABS


**1- GRAY tab contains the Instructions**


|                              |                                                      |
|------------------------------|------------------------------------------------------|
| <a href="#">Instructions</a> | Provides description of tabs and input requirements. |
|------------------------------|------------------------------------------------------|


**2- BLUE tabs require input of information**

|                                               |                                                                                                                                                                                                                                                                                                                                                                                                                                                                                                                                                                          |
|-----------------------------------------------|--------------------------------------------------------------------------------------------------------------------------------------------------------------------------------------------------------------------------------------------------------------------------------------------------------------------------------------------------------------------------------------------------------------------------------------------------------------------------------------------------------------------------------------------------------------------------|
| <a href="#">1.) Name of School</a>            | Enter school name, contact information and academic year for the yearly budget and quarterly reports.                                                                                                                                                                                                                                                                                                                                                                                                                                                                    |
| <a href="#">2.) Enrollment</a>                | Enter enrollment information on this tab. Use for inputting BOTH Annual Budget (& Revisions) and Quarterly Actuals. Includes:<br>>Enrollment by Grade<br>>Enrollment by District                                                                                                                                                                                                                                                                                                                                                                                         |
| <a href="#">3.) Staffing Plan</a>             | Enter staffing plan information on this tab. Use for inputting BOTH Annual Budget (& Revisions) and Quarterly Actuals. Includes:<br>>Full Time Equivalent (FTE), by Position Category, By Quarter<br>>Average Wage, by Position Category, By Quarter                                                                                                                                                                                                                                                                                                                     |
| <a href="#">4.) Yearly Budget</a>             | Enter data in light blue cells.<br>>Enrollment data and Per Pupil Revenue for the current year are populated based upon input on tab "2.) Enrollment."<br>>Avg FTE and Personnel Costs for current year are populated based upon input on tab "3.) Staffing Plan."<br>>"Pior Year" column may be completed based upon preliminary data, and adjusted with Annual Audited data when the Quarter 2 Actuals are being submitted.<br>>Budget Revisions, as necessary and approved by the school's Board of Directors, should be submitted when submitting Quarterly Actuals. |
| <a href="#">5.) Balance Sheet</a>             | Enter data in light blue cells.<br>>"Pior Year" column may be completed based upon preliminary data, and adjusted with Annual Audited data when the Quarter 2 Actuals are being submitted.                                                                                                                                                                                                                                                                                                                                                                               |
| <a href="#">6.) Quarterly Report</a>          | Enter data in light blue cells.<br>>Enrollment data and Per Pupil Revenue for the current year are populated based upon input on tab "2.) Enrollment."<br>>Avg FTE and Personnel Costs for current year are populated based upon input on tab "3.) Staffing Plan."                                                                                                                                                                                                                                                                                                       |
| <a href="#">7.) Annual Report Requirement</a> | Complete when submitting Actual Quarter 4.                                                                                                                                                                                                                                                                                                                                                                                                                                                                                                                               |

### CELL COLORS & GUIDANCE COMMENTS

 = Enter information into the light BLUE shaded cells.

 = Cells labeled in ORANGE containe guidance regarding the input of information.

 = Cells containing RED triangles in the upper right corner contain "guidance comments" on that particular line item. Please "mouse-over" the triangle to reveal each comment.

**Charter Funding Alphabetical By NYS School District**  
**\* (Sum of Charter School Basic Tuition and Supplemental Basic Tuition)**

| <b>District Code</b> | <b>School District Name</b> | <b>Final 2014-15 Basic Tuition*</b> | <b>Final 2015-16 Basic Tuition*</b> |
|----------------------|-----------------------------|-------------------------------------|-------------------------------------|
|----------------------|-----------------------------|-------------------------------------|-------------------------------------|



**Charter Schools Institute**  
The State University of New York

## **ANNUAL BUDGET & QUARTERLY REPORT TEMPLATE**

### **Canarsie Ascend Lower School**

Contact Name: Andrew Epstein  
Contact Title: CFO  
Contact Email: [REDACTED]  
Contact Phone: [REDACTED]

Current Academic Year: 2015-16  
Prior Academic Year: #NAME?



OL

|   |   |    |    |    |
|---|---|----|----|----|
|   |   |    |    |    |
| 8 | 9 | 10 | 11 | 12 |
|   |   |    |    |    |

|                                            |                                                        |                      |                      |                      |
|--------------------------------------------|--------------------------------------------------------|----------------------|----------------------|----------------------|
|                                            |                                                        |                      |                      |                      |
|                                            | <b>ACTUAL QUARTERLY<br/>TOTAL DISTRICTS/ENROLLMENT</b> |                      |                      |                      |
| <b>QUARTER 4</b>                           | <b>QUARTER 1</b>                                       | <b>QUARTER 2</b>     | <b>QUARTER 3</b>     | <b>QUARTER 4</b>     |
| <i>Revised</i>                             | Actual                                                 | Actual               | Actual               | Actual               |
| 0                                          | 0                                                      | 0                    | 0                    | 0                    |
| 0                                          | 0                                                      | 0                    | 0                    | 0                    |
| COMPLETELY<br>pleted.                      |                                                        |                      |                      |                      |
|                                            | <b>ACTUAL ENROLLMENT BY QUARTER</b>                    |                      |                      |                      |
| <b>QUARTER 4</b>                           | <b>QUARTER 1</b>                                       | <b>QUARTER 2</b>     | <b>QUARTER 3</b>     | <b>QUARTER 4</b>     |
| <i>Revised<br/>Budgeted<br/>Enrollment</i> | Actual<br>Enrollment                                   | Actual<br>Enrollment | Actual<br>Enrollment | Actual<br>Enrollment |
|                                            |                                                        |                      |                      |                      |

STAFFING PLAN - FULL TIME EQUIVALENT

**\*NOTE:** If there are NO budget revisions at the time of quarterly submittal leave the 'REVISED' Column(s) COMPLETE IF the Revised Budget column IS utilized, the ENTIRE column should be completed for both the FTE and WAGES sections.

| ADMINISTRATIVE PERSONNEL FTE                                  |  | PRIOR YEAR<br>2014-15<br>ACTUAL | ANNUAL BUDGETED FTE |         |          |         |          |         |          |
|---------------------------------------------------------------|--|---------------------------------|---------------------|---------|----------|---------|----------|---------|----------|
| *NOTE: Enter the number of FTE positions in the "blue" cells. |  |                                 | Q1                  |         | Q2       |         | Q3       |         | Q4       |
|                                                               |  |                                 | Original            | Revised | Original | Revised | Original | Revised | Original |
| Executive Management                                          |  |                                 |                     |         |          |         |          |         |          |
| Instructional Management                                      |  |                                 | 1.0                 |         | 1.0      |         | 1.0      |         | 1.0      |
| Deans, Directors & Coordinators                               |  |                                 | 1.0                 |         | 1.0      |         | 1.0      |         | 1.0      |
| CFO / Director of Finance                                     |  |                                 |                     |         |          |         |          |         |          |
| Operation / Business Manager                                  |  |                                 |                     |         |          |         |          |         |          |
| Administrative Staff                                          |  |                                 | 1.0                 |         | 1.0      |         | 1.0      |         | 1.0      |
| TOTAL ADMINISTRATIVE STAFF                                    |  | 0.0                             | 3.0                 | 0.0     | 3.0      | 0.0     | 3.0      | 0.0     | 3.0      |
| INSTRUCTIONAL PERSONNEL FTE                                   |  | PRIOR YEAR<br>2014-15<br>ACTUAL | ANNUAL BUDGETED FTE |         |          |         |          |         |          |
| *NOTE: Enter the number of FTE positions in the "blue" cells. |  |                                 | Q1                  |         | Q2       |         | Q3       |         | Q4       |
|                                                               |  |                                 | Original            | Revised | Original | Revised | Original | Revised | Original |
| Teachers - Regular                                            |  |                                 | 1.0                 |         | 1.0      |         | 1.0      |         | 1.0      |
| Teachers - SPED                                               |  |                                 | 1.0                 |         | 1.0      |         | 1.0      |         | 1.0      |
| Substitute Teachers                                           |  |                                 |                     |         |          |         |          |         |          |
| Teaching Assistants                                           |  |                                 |                     |         |          |         |          |         |          |
| Specialty Teachers                                            |  |                                 |                     |         |          |         |          |         |          |
| Aides                                                         |  |                                 | 1.0                 |         | 1.0      |         | 1.0      |         | 1.0      |
| Therapists & Counselors                                       |  |                                 | 1.0                 |         | 1.0      |         | 1.0      |         | 1.0      |
| Other                                                         |  |                                 | 1.0                 |         | 1.0      |         | 1.0      |         | 1.0      |
| TOTAL INSTRUCTIONAL                                           |  | 0.0                             | 5.0                 | 0.0     | 5.0      | 0.0     | 5.0      | 0.0     | 5.0      |
| NON-INSTRUCTIONAL PERSONNEL FTE                               |  | PRIOR YEAR<br>2014-15<br>ACTUAL | ANNUAL BUDGETED FTE |         |          |         |          |         |          |
| *NOTE: Enter the number of FTE positions in the "blue" cells. |  |                                 | Q1                  |         | Q2       |         | Q3       |         | Q4       |
|                                                               |  |                                 | Original            | Revised | Original | Revised | Original | Revised | Original |
| Nurse                                                         |  |                                 |                     |         |          |         |          |         |          |
| Librarian                                                     |  |                                 |                     |         |          |         |          |         |          |
| Custodian                                                     |  |                                 |                     |         |          |         |          |         |          |
| Security                                                      |  |                                 |                     |         |          |         |          |         |          |
| Other                                                         |  |                                 |                     |         |          |         |          |         |          |
| TOTAL NON-INSTRUCTIONAL                                       |  | 0.0                             | 0.0                 | 0.0     | 0.0      | 0.0     | 0.0      | 0.0     | 0.0      |
| TOTAL PERSONNEL SERVICE FTE                                   |  | 0.0                             | 8.0                 | 0.0     | 8.0      | 0.0     | 8.0      | 0.0     | 8.0      |







| ADMINISTRATIVE PERSONNEL WAGES                                                |         | ACTUAL QUARTERLY WAGES |        |        |        | Description of Assumptions |
|-------------------------------------------------------------------------------|---------|------------------------|--------|--------|--------|----------------------------|
| <i>*NOTE: Enter the average salary for each category in the "blue" cells.</i> | 4       | Q1                     | Q2     | Q3     | Q4     |                            |
|                                                                               | Revised | Actual                 | Actual | Actual | Actual |                            |
| Executive Management                                                          |         |                        |        |        |        |                            |
| Instructional Management                                                      |         |                        |        |        |        |                            |
| Deans, Directors & Coordinators                                               |         |                        |        |        |        |                            |
| CFO / Director of Finance                                                     |         |                        |        |        |        |                            |
| Operation / Business Manager                                                  |         |                        |        |        |        |                            |
| Administrative Staff                                                          |         |                        |        |        |        |                            |
|                                                                               |         |                        |        |        |        |                            |
| INSTRUCTIONAL PERSONNEL WAGES                                                 |         | ACTUAL QUARTERLY WAGES |        |        |        | Description of Assumptions |
| <i>*NOTE: Enter the average salary for each category in the "blue" cells.</i> | 4       | Q1                     | Q2     | Q3     | Q4     |                            |
|                                                                               | Revised | Actual                 | Actual | Actual | Actual |                            |
| Teachers - Regular                                                            |         |                        |        |        |        |                            |
| Teachers - SPED                                                               |         |                        |        |        |        |                            |
| Substitute Teachers                                                           |         |                        |        |        |        |                            |
| Teaching Assistants                                                           |         |                        |        |        |        |                            |
| Specialty Teachers                                                            |         |                        |        |        |        |                            |
| Aides                                                                         |         |                        |        |        |        |                            |
| Therapists & Counselors                                                       |         |                        |        |        |        |                            |
| Other                                                                         |         |                        |        |        |        |                            |
|                                                                               |         |                        |        |        |        |                            |
| NON-INSTRUCTIONAL PERSONNEL WAGES                                             |         | ACTUAL QUARTERLY WAGES |        |        |        | Description of Assumptions |
| <i>*NOTE: Enter the average salary for each category in the "blue" cells.</i> | 4       | Q1                     | Q2     | Q3     | Q4     |                            |
|                                                                               | Revised | Actual                 | Actual | Actual | Actual |                            |
| Nurse                                                                         |         |                        |        |        |        |                            |
| Librarian                                                                     |         |                        |        |        |        |                            |
| Custodian                                                                     |         |                        |        |        |        |                            |
| Security                                                                      |         |                        |        |        |        |                            |
| Other                                                                         |         |                        |        |        |        |                            |
|                                                                               |         |                        |        |        |        |                            |



**CANARSIE ASCEND LOWER SCHOOL  
Budget / Operating Plan  
2015-16**

|                                             |             | -                            | #NAME?                          | #NAME?                | #NAME?          | #NAME?                            | #NAME?                | #NAME?          | #NAME?                 |
|---------------------------------------------|-------------|------------------------------|---------------------------------|-----------------------|-----------------|-----------------------------------|-----------------------|-----------------|------------------------|
| <b>Total Revenue</b>                        |             | -                            | #NAME?                          | #NAME?                | #NAME?          | #NAME?                            | #NAME?                | #NAME?          | #NAME?                 |
| <b>Total Expenses</b>                       |             | -                            | 1,626,002                       | #NAME?                | #NAME?          | 1,626,002                         | #NAME?                | #NAME?          | 1,626,002              |
| <b>Net Income</b>                           |             | -                            | #NAME?                          | #NAME?                | #NAME?          | #NAME?                            | #NAME?                | #NAME?          | #NAME?                 |
| <b>Actual Student Enrollment</b>            |             | 248                          | 402                             | -                     | -               | 402                               | -                     | -               | 402                    |
|                                             |             | <b>Prior Year Actual</b>     | <b>1st Quarter - 7/1 - 9/30</b> |                       |                 | <b>2nd Quarter - 10/1 - 12/31</b> |                       |                 | <b>3rd Q</b>           |
|                                             |             | <b>#NAME?</b>                | <b>Original Budget</b>          | <b>Revised Budget</b> | <b>Variance</b> | <b>Original Budget</b>            | <b>Revised Budget</b> | <b>Variance</b> | <b>Original Budget</b> |
| <b>EXPENSES</b>                             |             |                              |                                 |                       |                 |                                   |                       |                 |                        |
| <b>ADMINISTRATIVE STAFF PERSONNEL COSTS</b> |             | <b>Avg. No. of Positions</b> |                                 |                       |                 |                                   |                       |                 |                        |
| Executive Management                        | -           | -                            | -                               | -                     | #NAME?          | -                                 | -                     | #NAME?          | -                      |
| Instructional Management                    | 1.00        | -                            | 40,875                          | -                     | #NAME?          | 40,875                            | -                     | #NAME?          | 40,875                 |
| Deans, Directors & Coordinators             | 1.00        | -                            | 61,313                          | -                     | #NAME?          | 61,313                            | -                     | #NAME?          | 61,313                 |
| CFO / Director of Finance                   | -           | -                            | -                               | -                     | #NAME?          | -                                 | -                     | #NAME?          | -                      |
| Operation / Business Manager                | -           | -                            | -                               | -                     | #NAME?          | -                                 | -                     | #NAME?          | -                      |
| Administrative Staff                        | 1.00        | -                            | 49,250                          | -                     | #NAME?          | 49,250                            | -                     | #NAME?          | 49,250                 |
| <b>TOTAL ADMINISTRATIVE STAFF</b>           | <b>3.00</b> | -                            | 151,438                         | -                     | #NAME?          | 151,438                           | -                     | #NAME?          | 151,438                |
| <b>INSTRUCTIONAL PERSONNEL COSTS</b>        |             |                              |                                 |                       |                 |                                   |                       |                 |                        |
| Teachers - Regular                          | 1.00        | -                            | 369,075                         | -                     | #NAME?          | 369,075                           | -                     | #NAME?          | 369,075                |
| Teachers - SPED                             | 1.00        | -                            | 77,255                          | -                     | #NAME?          | 77,255                            | -                     | #NAME?          | 77,255                 |
| Substitute Teachers                         | -           | -                            | -                               | -                     | #NAME?          | -                                 | -                     | #NAME?          | -                      |
| Teaching Assistants                         | -           | -                            | -                               | -                     | #NAME?          | -                                 | -                     | #NAME?          | -                      |
| Specialty Teachers                          | -           | -                            | -                               | -                     | #NAME?          | -                                 | -                     | #NAME?          | -                      |
| Aides                                       | 1.00        | -                            | 64,000                          | -                     | #NAME?          | 64,000                            | -                     | #NAME?          | 64,000                 |
| Therapists & Counselors                     | 1.00        | -                            | 39,585                          | -                     | #NAME?          | 39,585                            | -                     | #NAME?          | 39,585                 |
| Other                                       | 1.00        | -                            | 3,750                           | -                     | #NAME?          | 3,750                             | -                     | #NAME?          | 3,750                  |
| <b>TOTAL INSTRUCTIONAL</b>                  | <b>5.00</b> | -                            | 553,665                         | -                     | #NAME?          | 553,665                           | -                     | #NAME?          | 553,665                |
| <b>NON-INSTRUCTIONAL PERSONNEL COSTS</b>    |             |                              |                                 |                       |                 |                                   |                       |                 |                        |
| Nurse                                       | -           | -                            | -                               | -                     | #NAME?          | -                                 | -                     | #NAME?          | -                      |
| Librarian                                   | -           | -                            | -                               | -                     | #NAME?          | -                                 | -                     | #NAME?          | -                      |
| Custodian                                   | -           | -                            | -                               | -                     | #NAME?          | -                                 | -                     | #NAME?          | -                      |
| Security                                    | -           | -                            | -                               | -                     | #NAME?          | -                                 | -                     | #NAME?          | -                      |
| Other                                       | -           | -                            | -                               | -                     | #NAME?          | -                                 | -                     | #NAME?          | -                      |
| <b>TOTAL NON-INSTRUCTIONAL</b>              | <b>-</b>    | -                            | -                               | -                     | #NAME?          | -                                 | -                     | #NAME?          | -                      |
| <b>SUBTOTAL PERSONNEL SERVICE COSTS</b>     | <b>8.00</b> | -                            | 705,102                         | -                     | #NAME?          | 705,102                           | -                     | #NAME?          | 705,102                |
| <b>PAYROLL TAXES AND BENEFITS</b>           |             |                              |                                 |                       |                 |                                   |                       |                 |                        |
| Payroll Taxes                               | -           | -                            | 152,394                         | -                     | #NAME?          | 152,394                           | -                     | #NAME?          | 152,394                |
| Fringe / Employee Benefits                  | -           | -                            | -                               | -                     | #NAME?          | -                                 | -                     | #NAME?          | -                      |
| Retirement / Pension                        | -           | -                            | 4,231                           | -                     | #NAME?          | 4,231                             | -                     | #NAME?          | 4,231                  |
| <b>TOTAL PAYROLL TAXES AND BENEFITS</b>     | <b>-</b>    | -                            | 156,624                         | -                     | #NAME?          | 156,624                           | -                     | #NAME?          | 156,624                |
| <b>TOTAL PERSONNEL SERVICE COSTS</b>        | <b>8.00</b> | -                            | 861,727                         | -                     | #NAME?          | 861,727                           | -                     | #NAME?          | 861,727                |
| <b>CONTRACTED SERVICES</b>                  |             |                              |                                 |                       |                 |                                   |                       |                 |                        |
| Accounting / Audit                          | -           | -                            | 5,375                           | -                     | #NAME?          | 5,375                             | -                     | #NAME?          | 5,375                  |
| Legal                                       | -           | -                            | 1,250                           | -                     | #NAME?          | 1,250                             | -                     | #NAME?          | 1,250                  |
| Management Company Fee                      | -           | -                            | 244,438                         | -                     | #NAME?          | 244,438                           | -                     | #NAME?          | 244,438                |
| Nurse Services                              | -           | -                            | -                               | -                     | #NAME?          | -                                 | -                     | #NAME?          | -                      |
| Food Service / School Lunch                 | -           | -                            | 2,500                           | -                     | #NAME?          | 2,500                             | -                     | #NAME?          | 2,500                  |
| Payroll Services                            | -           | -                            | 1,800                           | -                     | #NAME?          | 1,800                             | -                     | #NAME?          | 1,800                  |
| Special Ed Services                         | -           | -                            | 1,250                           | -                     | #NAME?          | 1,250                             | -                     | #NAME?          | 1,250                  |
| Titlement Services (i.e. Title I)           | -           | -                            | -                               | -                     | #NAME?          | -                                 | -                     | #NAME?          | -                      |
| Other Purchased / Professional / Consulting | -           | -                            | 54,579                          | -                     | #NAME?          | 54,579                            | -                     | #NAME?          | 54,579                 |
| <b>TOTAL CONTRACTED SERVICES</b>            | <b>-</b>    | -                            | 311,192                         | -                     | #NAME?          | 311,192                           | -                     | #NAME?          | 311,192                |



**CANARSIE ASCEND LOWER SCHOOL**  
**Budget / Operating Plan**  
**2015-16**

|                                                                    |                   |                          |                |          |                            |                |          |                 |          |
|--------------------------------------------------------------------|-------------------|--------------------------|----------------|----------|----------------------------|----------------|----------|-----------------|----------|
| Total Revenue                                                      | -                 | #NAME?                   | #NAME?         | #NAME?   | #NAME?                     | #NAME?         | #NAME?   | #NAME?          | #NAME?   |
| Total Expenses                                                     | -                 | 1,626,002                | #NAME?         | #NAME?   | 1,626,002                  | #NAME?         | #NAME?   | 1,626,002       | #NAME?   |
| Net Income                                                         | -                 | #NAME?                   | #NAME?         | #NAME?   | #NAME?                     | #NAME?         | #NAME?   | #NAME?          | #NAME?   |
| Actual Student Enrollment                                          | 248               | 402                      | -              | -        | 402                        | -              | -        | 402             | -        |
|                                                                    | Prior Year Actual | 1st Quarter - 7/1 - 9/30 |                |          | 2nd Quarter - 10/1 - 12/31 |                |          | 3rd Q           |          |
|                                                                    | #NAME?            | Original Budget          | Revised Budget | Variance | Original Budget            | Revised Budget | Variance | Original Budget |          |
| <b>ENROLLMENT - *School Districts Are Linked To Above Entries*</b> |                   |                          |                |          |                            |                |          |                 |          |
| Number of Districts:                                               | 1                 | 1                        | -              | -        | 1                          | -              | -        | 1               | -        |
| NYC CHANCELLOR'S OFFICE                                            | 248               | 402                      | -              | -        | 402                        | -              | -        | 402             | -        |
| -                                                                  | -                 | -                        | -              | -        | -                          | -              | -        | -               | -        |
| -                                                                  | -                 | -                        | -              | -        | -                          | -              | -        | -               | -        |
| -                                                                  | -                 | -                        | -              | -        | -                          | -              | -        | -               | -        |
| -                                                                  | -                 | -                        | -              | -        | -                          | -              | -        | -               | -        |
| -                                                                  | -                 | -                        | -              | -        | -                          | -              | -        | -               | -        |
| -                                                                  | -                 | -                        | -              | -        | -                          | -              | -        | -               | -        |
| -                                                                  | -                 | -                        | -              | -        | -                          | -              | -        | -               | -        |
| -                                                                  | -                 | -                        | -              | -        | -                          | -              | -        | -               | -        |
| -                                                                  | -                 | -                        | -              | -        | -                          | -              | -        | -               | -        |
| -                                                                  | -                 | -                        | -              | -        | -                          | -              | -        | -               | -        |
| -                                                                  | -                 | -                        | -              | -        | -                          | -              | -        | -               | -        |
| -                                                                  | -                 | -                        | -              | -        | -                          | -              | -        | -               | -        |
| -                                                                  | -                 | -                        | -              | -        | -                          | -              | -        | -               | -        |
| ALL OTHER School Districts: ( Weighted Avg )                       | -                 | -                        | -              | -        | -                          | -              | -        | -               | -        |
| <b>TOTAL ENROLLMENT</b>                                            | <b>248</b>        | <b>402</b>               | <b>-</b>       | <b>-</b> | <b>402</b>                 | <b>-</b>       | <b>-</b> | <b>402</b>      | <b>-</b> |
| <b>REVENUE PER PUPIL</b>                                           | -                 | #NAME?                   | -              | #NAME?   | #NAME?                     | -              | #NAME?   | #NAME?          |          |
| <b>EXPENSES PER PUPIL</b>                                          | -                 | 4,045                    | -              | #NAME?   | 4,045                      | -              | #NAME?   | 4,045           |          |

|                                                              |                      |          |                          |                |          |
|--------------------------------------------------------------|----------------------|----------|--------------------------|----------------|----------|
|                                                              | L                    |          |                          |                |          |
| Total Revenue                                                | #NAME?               | #NAME?   | #NAME?                   | #NAME?         | #NAME?   |
| Total Expenses                                               | #NAME?               | #NAME?   | 1,626,001                | #NAME?         | #NAME?   |
| Net Income                                                   | #NAME?               | #NAME?   | #NAME?                   | #NAME?         | #NAME?   |
| Actual Student Enrollment                                    | -                    | -        | 402                      | -              | -        |
|                                                              | Quarter - 1/1 - 3/31 |          | 4th Quarter - 4/1 - 6/30 |                |          |
|                                                              | Revised Budget       | Variance | Original Budget          | Revised Budget | Variance |
| REVENUE                                                      |                      |          |                          |                |          |
| SED' Column(s) COMPLETELY BLANK. <b>ST be completed.</b>     |                      |          |                          |                |          |
| REVENUES FROM STATE SOURCES                                  | 2015-16              |          |                          |                |          |
| Per Pupil Revenue                                            | Per Pupil Rate       |          |                          |                |          |
| NYC CHANCELLOR'S OFFICE                                      | #NAME?               | #NAME?   | #NAME?                   | #NAME?         | #NAME?   |
| -                                                            | #N/A                 | #N/A     | #N/A                     | #N/A           | #NAME?   |
| -                                                            | #N/A                 | #NAME?   | #N/A                     | #N/A           | #NAME?   |
| -                                                            | #N/A                 | #NAME?   | #N/A                     | #N/A           | #NAME?   |
| -                                                            | #N/A                 | #NAME?   | #N/A                     | #N/A           | #NAME?   |
| -                                                            | #N/A                 | #NAME?   | #N/A                     | #N/A           | #NAME?   |
| -                                                            | #N/A                 | #NAME?   | #N/A                     | #N/A           | #NAME?   |
| -                                                            | #N/A                 | #NAME?   | #N/A                     | #N/A           | #NAME?   |
| -                                                            | #N/A                 | #NAME?   | #N/A                     | #N/A           | #NAME?   |
| -                                                            | #N/A                 | #NAME?   | #N/A                     | #N/A           | #NAME?   |
| -                                                            | #N/A                 | #NAME?   | #N/A                     | #N/A           | #NAME?   |
| -                                                            | #N/A                 | #NAME?   | #N/A                     | #N/A           | #NAME?   |
| -                                                            | #N/A                 | #NAME?   | #N/A                     | #N/A           | #NAME?   |
| -                                                            | #N/A                 | #NAME?   | #N/A                     | #N/A           | #NAME?   |
| -                                                            | #N/A                 | #NAME?   | #N/A                     | #N/A           | #NAME?   |
| -                                                            | #N/A                 | #NAME?   | #N/A                     | #N/A           | #NAME?   |
| ALL OTHER School Districts: ( Weighted Avg )                 | #N/A                 | #NAME?   | #N/A                     | #N/A           | #NAME?   |
| TOTAL Per Pupil Revenue (Weighted Average Per Pupil Funding) | #NAME?               | #NAME?   | #NAME?                   | #NAME?         | #NAME?   |
| Special Education Revenue                                    | -                    | #NAME?   | 90,916                   | -              | #NAME?   |
| Grants                                                       |                      |          |                          |                |          |
| Stimulus                                                     | -                    | #NAME?   | 50,000                   | -              | #NAME?   |
| DYCD (Department of Youth and Community Development)         | -                    | #NAME?   | -                        | -              | #NAME?   |
| Other                                                        | -                    | #NAME?   | 7,987                    | -              | #NAME?   |
| Other                                                        | -                    | #NAME?   | 139,142                  | -              | #NAME?   |
| TOTAL REVENUE FROM STATE SOURCES                             | #NAME?               | #NAME?   | #NAME?                   | #NAME?         | #NAME?   |
| REVENUE FROM FEDERAL FUNDING                                 |                      |          |                          |                |          |
| IDEA Special Needs                                           | -                    | #NAME?   | 4,892                    | -              | #NAME?   |
| Title I                                                      | -                    | #NAME?   | 39,240                   | -              | #NAME?   |
| Title Funding - Other                                        | -                    | #NAME?   | 4,290                    | -              | #NAME?   |
| School Food Service (Free Lunch)                             | -                    | #NAME?   | -                        | -              | #NAME?   |
| Grants                                                       |                      |          |                          |                |          |
| Charter School Program (CSP) Planning & Implementation       | -                    | #NAME?   | -                        | -              | #NAME?   |
| Other                                                        | -                    | #NAME?   | -                        | -              | #NAME?   |
| Other                                                        | -                    | #NAME?   | -                        | -              | #NAME?   |
| TOTAL REVENUE FROM FEDERAL SOURCES                           | -                    | #NAME?   | 48,421                   | -              | #NAME?   |
| LOCAL and OTHER REVENUE                                      |                      |          |                          |                |          |
| Contributions and Donations                                  | -                    | #NAME?   | 251                      | -              | #NAME?   |
| Fundraising                                                  | -                    | #NAME?   | -                        | -              | #NAME?   |
| Erate Reimbursement                                          | -                    | #NAME?   | 19,433                   | -              | #NAME?   |
| Earnings on Investments                                      | -                    | #NAME?   | -                        | -              | #NAME?   |
| Interest Income                                              | -                    | #NAME?   | 110                      | -              | #NAME?   |
| Food Service (Income from meals)                             | -                    | #NAME?   | -                        | -              | #NAME?   |
| Text Book                                                    | -                    | #NAME?   | -                        | -              | #NAME?   |
| OTHER                                                        | -                    | #NAME?   | -                        | -              | #NAME?   |
| TOTAL REVENUE FROM LOCAL and OTHER SOURCES                   | -                    | #NAME?   | 19,794                   | -              | #NAME?   |
| <b>TOTAL REVENUE</b>                                         | #NAME?               | #NAME?   | #NAME?                   | #NAME?         | #NAME?   |

|                                             |             | L                     |          |                          |                |          |
|---------------------------------------------|-------------|-----------------------|----------|--------------------------|----------------|----------|
| Total Revenue                               |             | #NAME?                | #NAME?   | #NAME?                   | #NAME?         | #NAME?   |
| Total Expenses                              |             | #NAME?                | #NAME?   | 1,626,001                | #NAME?         | #NAME?   |
| Net Income                                  |             | #NAME?                | #NAME?   | #NAME?                   | #NAME?         | #NAME?   |
| Actual Student Enrollment                   |             | -                     | -        | 402                      | -              | -        |
|                                             |             | Quarter - 1/1 - 3/31  |          | 4th Quarter - 4/1 - 6/30 |                |          |
|                                             |             | Revised Budget        | Variance | Original Budget          | Revised Budget | Variance |
| <b>EXPENSES</b>                             |             |                       |          |                          |                |          |
| <b>ADMINISTRATIVE STAFF PERSONNEL COSTS</b> |             | Avg. No. of Positions |          |                          |                |          |
| Executive Management                        | -           | -                     | #NAME?   | -                        | -              | #NAME?   |
| Instructional Management                    | 1.00        | -                     | #NAME?   | 40,875                   | -              | #NAME?   |
| Deans, Directors & Coordinators             | 1.00        | -                     | #NAME?   | 61,313                   | -              | #NAME?   |
| CFO / Director of Finance                   | -           | -                     | #NAME?   | -                        | -              | #NAME?   |
| Operation / Business Manager                | -           | -                     | #NAME?   | -                        | -              | #NAME?   |
| Administrative Staff                        | 1.00        | -                     | #NAME?   | 49,250                   | -              | #NAME?   |
| <b>TOTAL ADMINISTRATIVE STAFF</b>           | <b>3.00</b> | -                     | #NAME?   | 151,438                  | -              | #NAME?   |
| <b>INSTRUCTIONAL PERSONNEL COSTS</b>        |             |                       |          |                          |                |          |
| Teachers - Regular                          | 1.00        | -                     | #NAME?   | 369,075                  | -              | #NAME?   |
| Teachers - SPED                             | 1.00        | -                     | #NAME?   | 77,255                   | -              | #NAME?   |
| Substitute Teachers                         | -           | -                     | #NAME?   | -                        | -              | #NAME?   |
| Teaching Assistants                         | -           | -                     | #NAME?   | -                        | -              | #NAME?   |
| Specialty Teachers                          | -           | -                     | #NAME?   | -                        | -              | #NAME?   |
| Aides                                       | 1.00        | -                     | #NAME?   | 64,000                   | -              | #NAME?   |
| Therapists & Counselors                     | 1.00        | -                     | #NAME?   | 39,585                   | -              | #NAME?   |
| Other                                       | 1.00        | -                     | #NAME?   | 3,750                    | -              | #NAME?   |
| <b>TOTAL INSTRUCTIONAL</b>                  | <b>5.00</b> | -                     | #NAME?   | 553,665                  | -              | #NAME?   |
| <b>NON-INSTRUCTIONAL PERSONNEL COSTS</b>    |             |                       |          |                          |                |          |
| Nurse                                       | -           | -                     | #NAME?   | -                        | -              | #NAME?   |
| Librarian                                   | -           | -                     | #NAME?   | -                        | -              | #NAME?   |
| Custodian                                   | -           | -                     | #NAME?   | -                        | -              | #NAME?   |
| Security                                    | -           | -                     | #NAME?   | -                        | -              | #NAME?   |
| Other                                       | -           | -                     | #NAME?   | -                        | -              | #NAME?   |
| <b>TOTAL NON-INSTRUCTIONAL</b>              | <b>-</b>    | -                     | #NAME?   | -                        | -              | #NAME?   |
| <b>SUBTOTAL PERSONNEL SERVICE COSTS</b>     | <b>8.00</b> | -                     | #NAME?   | 705,102                  | -              | #NAME?   |
| <b>PAYROLL TAXES AND BENEFITS</b>           |             |                       |          |                          |                |          |
| Payroll Taxes                               | -           | -                     | #NAME?   | 152,394                  | -              | #NAME?   |
| Fringe / Employee Benefits                  | -           | -                     | #NAME?   | -                        | -              | #NAME?   |
| Retirement / Pension                        | -           | -                     | #NAME?   | 4,231                    | -              | #NAME?   |
| <b>TOTAL PAYROLL TAXES AND BENEFITS</b>     | <b>-</b>    | -                     | #NAME?   | 156,624                  | -              | #NAME?   |
| <b>TOTAL PERSONNEL SERVICE COSTS</b>        | <b>8.00</b> | -                     | #NAME?   | 861,727                  | -              | #NAME?   |
| <b>CONTRACTED SERVICES</b>                  |             |                       |          |                          |                |          |
| Accounting / Audit                          | -           | -                     | #NAME?   | 5,375                    | -              | #NAME?   |
| Legal                                       | -           | -                     | #NAME?   | 1,250                    | -              | #NAME?   |
| Management Company Fee                      | -           | -                     | #NAME?   | 244,438                  | -              | #NAME?   |
| Nurse Services                              | -           | -                     | #NAME?   | -                        | -              | #NAME?   |
| Food Service / School Lunch                 | -           | -                     | #NAME?   | 2,500                    | -              | #NAME?   |
| Payroll Services                            | -           | -                     | #NAME?   | 1,800                    | -              | #NAME?   |
| Special Ed Services                         | -           | -                     | #NAME?   | 1,250                    | -              | #NAME?   |
| Titlement Services (i.e. Title I)           | -           | -                     | #NAME?   | -                        | -              | #NAME?   |
| Other Purchased / Professional / Consulting | -           | -                     | #NAME?   | 54,579                   | -              | #NAME?   |
| <b>TOTAL CONTRACTED SERVICES</b>            | <b>-</b>    | -                     | #NAME?   | 311,192                  | -              | #NAME?   |



|                                                            | L                    |          |                          |                |          |
|------------------------------------------------------------|----------------------|----------|--------------------------|----------------|----------|
| Total Revenue                                              | #NAME?               | #NAME?   | #NAME?                   | #NAME?         | #NAME?   |
| Total Expenses                                             | #NAME?               | #NAME?   | 1,626,001                | #NAME?         | #NAME?   |
| Net Income                                                 | #NAME?               | #NAME?   | #NAME?                   | #NAME?         | #NAME?   |
| Actual Student Enrollment                                  | -                    | -        | 402                      | -              | -        |
|                                                            | Quarter - 1/1 - 3/31 |          | 4th Quarter - 4/1 - 6/30 |                |          |
|                                                            | Revised Budget       | Variance | Original Budget          | Revised Budget | Variance |
| <b>SCHOOL OPERATIONS</b>                                   |                      |          |                          |                |          |
| Board Expenses                                             | -                    | #NAME?   | -                        | -              | #NAME?   |
| Classroom / Teaching Supplies & Materials                  | -                    | #NAME?   | 8,750                    | -              | #NAME?   |
| Special Ed Supplies & Materials                            | -                    | #NAME?   | 1,365                    | -              | #NAME?   |
| Textbooks / Workbooks                                      | -                    | #NAME?   | 6,483                    | -              | #NAME?   |
| Supplies & Materials other                                 | -                    | #NAME?   | -                        | -              | #NAME?   |
| Equipment / Furniture                                      | -                    | #NAME?   | 85,512                   | -              | #NAME?   |
| Telephone                                                  | -                    | #NAME?   | -                        | -              | #NAME?   |
| Technology                                                 | -                    | #NAME?   | 12,756                   | -              | #NAME?   |
| Student Testing & Assessment                               | -                    | #NAME?   | 3,015                    | -              | #NAME?   |
| Field Trips                                                | -                    | #NAME?   | 875                      | -              | #NAME?   |
| Transportation (student)                                   | -                    | #NAME?   | -                        | -              | #NAME?   |
| Student Services - other                                   | -                    | #NAME?   | 1,250                    | -              | #NAME?   |
| Office Expense                                             | -                    | #NAME?   | 14,149                   | -              | #NAME?   |
| Staff Development                                          | -                    | #NAME?   | 9,698                    | -              | #NAME?   |
| Staff Recruitment                                          | -                    | #NAME?   | 3,750                    | -              | #NAME?   |
| Student Recruitment / Marketing                            | -                    | #NAME?   | 2,500                    | -              | #NAME?   |
| School Meals / Lunch                                       | -                    | #NAME?   | -                        | -              | #NAME?   |
| Travel (Staff)                                             | -                    | #NAME?   | 750                      | -              | #NAME?   |
| Fundraising                                                | -                    | #NAME?   | -                        | -              | #NAME?   |
| Other                                                      | -                    | #NAME?   | 31,634                   | -              | #NAME?   |
| <b>TOTAL SCHOOL OPERATIONS</b>                             | -                    | #NAME?   | 182,486                  | -              | #NAME?   |
| <b>FACILITY OPERATION &amp; MAINTENANCE</b>                |                      |          |                          |                |          |
| Insurance                                                  | -                    | #NAME?   | 10,442                   | -              | #NAME?   |
| Janitorial                                                 | -                    | #NAME?   | 3,000                    | -              | #NAME?   |
| Building and Land Rent / Lease / Facility Finance Interest | -                    | #NAME?   | 180,000                  | -              | #NAME?   |
| Repairs & Maintenance                                      | -                    | #NAME?   | 19,750                   | -              | #NAME?   |
| Equipment / Furniture                                      | -                    | #NAME?   | -                        | -              | #NAME?   |
| Security                                                   | -                    | #NAME?   | -                        | -              | #NAME?   |
| Utilities                                                  | -                    | #NAME?   | 31,250                   | -              | #NAME?   |
| <b>TOTAL FACILITY OPERATION &amp; MAINTENANCE</b>          | -                    | #NAME?   | 244,442                  | -              | #NAME?   |
| <b>DEPRECIATION &amp; AMORTIZATION</b>                     | -                    | #NAME?   | 11,250                   | -              | #NAME?   |
| <b>RESERVES / CONTINGENCY</b>                              | -                    | #NAME?   | 14,905                   | -              | #NAME?   |
| <b>TOTAL EXPENSES</b>                                      | -                    | #NAME?   | 1,626,001                | -              | #NAME?   |
| <b>NET INCOME</b>                                          | #NAME?               | #NAME?   | #NAME?                   | #NAME?         | #NAME?   |

|                                                                    |        | L                    |            |                          |                |  |
|--------------------------------------------------------------------|--------|----------------------|------------|--------------------------|----------------|--|
| Total Revenue                                                      | #NAME? | #NAME?               | #NAME?     | #NAME?                   | #NAME?         |  |
| Total Expenses                                                     | #NAME? | #NAME?               | 1,626,001  | #NAME?                   | #NAME?         |  |
| Net Income                                                         | #NAME? | #NAME?               | #NAME?     | #NAME?                   | #NAME?         |  |
| Actual Student Enrollment                                          | -      | -                    | 402        | -                        | -              |  |
|                                                                    |        | Quarter - 1/1 - 3/31 |            | 4th Quarter - 4/1 - 6/30 |                |  |
|                                                                    |        | Revised Budget       | Variance   | Original Budget          | Revised Budget |  |
|                                                                    |        |                      |            |                          | Variance       |  |
| <b>ENROLLMENT - *School Districts Are Linked To Above Entries*</b> |        |                      |            |                          |                |  |
| Number of Districts:                                               |        |                      |            |                          |                |  |
| NYC CHANCELLOR'S OFFICE                                            | -      | -                    | 1          | -                        | -              |  |
| -                                                                  | -      | -                    | 402        | -                        | -              |  |
| -                                                                  | -      | -                    | -          | -                        | -              |  |
| -                                                                  | -      | -                    | -          | -                        | -              |  |
| -                                                                  | -      | -                    | -          | -                        | -              |  |
| -                                                                  | -      | -                    | -          | -                        | -              |  |
| -                                                                  | -      | -                    | -          | -                        | -              |  |
| -                                                                  | -      | -                    | -          | -                        | -              |  |
| -                                                                  | -      | -                    | -          | -                        | -              |  |
| -                                                                  | -      | -                    | -          | -                        | -              |  |
| -                                                                  | -      | -                    | -          | -                        | -              |  |
| -                                                                  | -      | -                    | -          | -                        | -              |  |
| -                                                                  | -      | -                    | -          | -                        | -              |  |
| -                                                                  | -      | -                    | -          | -                        | -              |  |
| -                                                                  | -      | -                    | -          | -                        | -              |  |
| -                                                                  | -      | -                    | -          | -                        | -              |  |
| -                                                                  | -      | -                    | -          | -                        | -              |  |
| -                                                                  | -      | -                    | -          | -                        | -              |  |
| -                                                                  | -      | -                    | -          | -                        | -              |  |
| ALL OTHER School Districts: ( Weighted Avg )                       | -      | -                    | -          | -                        | -              |  |
| <b>TOTAL ENROLLMENT</b>                                            | -      | -                    | <b>402</b> | -                        | -              |  |
| <b>REVENUE PER PUPIL</b>                                           |        |                      |            |                          |                |  |
| -                                                                  | #NAME? | #NAME?               | -          | #NAME?                   |                |  |
| <b>EXPENSES PER PUPIL</b>                                          |        |                      |            |                          |                |  |
| -                                                                  | #NAME? | 4,045                | -          | #NAME?                   |                |  |

**CANARSIE ASCEND LOV  
Budget / Operatin  
2015-16**

|                                                                     |                        |                       |                 |                                      |                                     |
|---------------------------------------------------------------------|------------------------|-----------------------|-----------------|--------------------------------------|-------------------------------------|
| <b>Total Revenue</b>                                                | #NAME?                 | #NAME?                | #NAME?          | #NAME?                               | #NAME?                              |
| <b>Total Expenses</b>                                               | <b>6,504,007</b>       | #NAME?                | #NAME?          | <b>(6,504,007)</b>                   | #NAME?                              |
| <b>Net Income</b>                                                   | #NAME?                 | #NAME?                | #NAME?          | #NAME?                               | #NAME?                              |
| <b>Actual Student Enrollment</b>                                    |                        |                       |                 |                                      |                                     |
|                                                                     | <b>Total Year</b>      |                       |                 | <b>VARIANCE</b>                      |                                     |
|                                                                     | <b>Original Budget</b> | <b>Revised Budget</b> | <b>Variance</b> | <b>Original Budget vs. PY Budget</b> | <b>Revised Budget vs. PY Budget</b> |
| <b>REVENUE</b>                                                      |                        |                       |                 |                                      |                                     |
| <b>REVENUES FROM STATE SOURCES</b>                                  |                        |                       |                 |                                      |                                     |
| <b>Per Pupil Revenue</b>                                            | 2015-16                |                       |                 |                                      |                                     |
| NYC CHANCELLOR'S OFFICE                                             | #NAME?                 | #NAME?                | #NAME?          | #NAME?                               | #NAME?                              |
| -                                                                   | #N/A                   | #NAME?                | #NAME?          | #N/A                                 | #NAME?                              |
| -                                                                   | #N/A                   | #NAME?                | #NAME?          | #N/A                                 | #NAME?                              |
| -                                                                   | #N/A                   | #NAME?                | #NAME?          | #N/A                                 | #NAME?                              |
| -                                                                   | #N/A                   | #NAME?                | #NAME?          | #N/A                                 | #NAME?                              |
| -                                                                   | #N/A                   | #NAME?                | #NAME?          | #N/A                                 | #NAME?                              |
| -                                                                   | #N/A                   | #NAME?                | #NAME?          | #N/A                                 | #NAME?                              |
| -                                                                   | #N/A                   | #NAME?                | #NAME?          | #N/A                                 | #NAME?                              |
| -                                                                   | #N/A                   | #NAME?                | #NAME?          | #N/A                                 | #NAME?                              |
| -                                                                   | #N/A                   | #NAME?                | #NAME?          | #N/A                                 | #NAME?                              |
| -                                                                   | #N/A                   | #NAME?                | #NAME?          | #N/A                                 | #NAME?                              |
| -                                                                   | #N/A                   | #NAME?                | #NAME?          | #N/A                                 | #NAME?                              |
| -                                                                   | #N/A                   | #NAME?                | #NAME?          | #N/A                                 | #NAME?                              |
| -                                                                   | #N/A                   | #NAME?                | #NAME?          | #N/A                                 | #NAME?                              |
| -                                                                   | #N/A                   | #NAME?                | #NAME?          | #N/A                                 | #NAME?                              |
| -                                                                   | #N/A                   | #NAME?                | #NAME?          | #N/A                                 | #NAME?                              |
| -                                                                   | #N/A                   | #NAME?                | #NAME?          | #N/A                                 | #NAME?                              |
| ALL OTHER School Districts: ( Weighted Avg )                        | #N/A                   | #NAME?                | #NAME?          | #N/A                                 | #NAME?                              |
| <b>TOTAL Per Pupil Revenue (Weighted Average Per Pupil Funding)</b> | #NAME?                 | #NAME?                | #NAME?          | #NAME?                               | #NAME?                              |
| Special Education Revenue                                           | 363,662                | #NAME?                | #NAME?          | 363,662                              | #NAME?                              |
| Grants                                                              |                        |                       |                 |                                      |                                     |
| Stimulus                                                            | 200,000                | #NAME?                | #NAME?          | 200,000                              | #NAME?                              |
| DYCD (Department of Youth and Community Development)                | -                      | #NAME?                | #NAME?          | -                                    | #NAME?                              |
| Other                                                               | 31,951                 | #NAME?                | #NAME?          | 31,951                               | #NAME?                              |
| Other                                                               | <b>556,566</b>         | #NAME?                | #NAME?          | <b>556,566</b>                       | #NAME?                              |
| <b>TOTAL REVENUE FROM STATE SOURCES</b>                             | #NAME?                 | #NAME?                | #NAME?          | #NAME?                               | #NAME?                              |
| <b>REVENUE FROM FEDERAL FUNDING</b>                                 |                        |                       |                 |                                      |                                     |
| IDEA Special Needs                                                  | 19,566                 | #NAME?                | #NAME?          | 19,566                               | #NAME?                              |
| Title I                                                             | 156,958                | #NAME?                | #NAME?          | 156,958                              | #NAME?                              |
| Title Funding - Other                                               | 17,161                 | #NAME?                | #NAME?          | 17,161                               | #NAME?                              |
| School Food Service (Free Lunch)                                    | -                      | #NAME?                | #NAME?          | -                                    | #NAME?                              |
| Grants                                                              |                        |                       |                 |                                      |                                     |
| Charter School Program (CSP) Planning & Implementation              | -                      | #NAME?                | #NAME?          | -                                    | #NAME?                              |
| Other                                                               | -                      | #NAME?                | #NAME?          | -                                    | #NAME?                              |
| Other                                                               | -                      | #NAME?                | #NAME?          | -                                    | #NAME?                              |
| <b>TOTAL REVENUE FROM FEDERAL SOURCES</b>                           | 193,685                | #NAME?                | #NAME?          | 193,685                              | #NAME?                              |
| <b>LOCAL and OTHER REVENUE</b>                                      |                        |                       |                 |                                      |                                     |
| Contributions and Donations                                         | 1,005                  | #NAME?                | #NAME?          | 1,005                                | #NAME?                              |
| Fundraising                                                         | -                      | #NAME?                | #NAME?          | -                                    | #NAME?                              |
| Erate Reimbursement                                                 | 77,730                 | #NAME?                | #NAME?          | 77,730                               | #NAME?                              |
| Earnings on Investments                                             | -                      | #NAME?                | #NAME?          | -                                    | #NAME?                              |
| Interest Income                                                     | 441                    | #NAME?                | #NAME?          | 441                                  | #NAME?                              |
| Food Service (Income from meals)                                    | -                      | #NAME?                | #NAME?          | -                                    | #NAME?                              |
| Text Book                                                           | -                      | #NAME?                | #NAME?          | -                                    | #NAME?                              |
| OTHER                                                               | -                      | #NAME?                | #NAME?          | -                                    | #NAME?                              |
| <b>TOTAL REVENUE FROM LOCAL and OTHER SOURCES</b>                   | 79,176                 | #NAME?                | #NAME?          | 79,176                               | #NAME?                              |
| <b>TOTAL REVENUE</b>                                                | <b>#NAME?</b>          | <b>#NAME?</b>         | <b>#NAME?</b>   | <b>#NAME?</b>                        | <b>#NAME?</b>                       |

**CANARSIE ASCEND LOV  
Budget / Operatin  
2015-16**

|                                             |             | #NAME?                | #NAME?         | #NAME?        | #NAME?                        | #NAME?                       |
|---------------------------------------------|-------------|-----------------------|----------------|---------------|-------------------------------|------------------------------|
| <b>Total Revenue</b>                        |             | #NAME?                | #NAME?         | #NAME?        | #NAME?                        | #NAME?                       |
| <b>Total Expenses</b>                       |             | 6,504,007             | #NAME?         | #NAME?        | (6,504,007)                   | #NAME?                       |
| <b>Net Income</b>                           |             | #NAME?                | #NAME?         | #NAME?        | #NAME?                        | #NAME?                       |
| <b>Actual Student Enrollment</b>            |             | #NAME?                | #NAME?         | #NAME?        | #NAME?                        | #NAME?                       |
|                                             |             | Total Year            |                |               | VARIANCE                      |                              |
|                                             |             | Original Budget       | Revised Budget | Variance      | Original Budget vs. PY Budget | Revised Budget vs. PY Budget |
| <b>EXPENSES</b>                             |             |                       |                |               |                               |                              |
| <b>ADMINISTRATIVE STAFF PERSONNEL COSTS</b> |             | Avg. No. of Positions |                |               |                               |                              |
| Executive Management                        | -           | -                     | #NAME?         | #NAME?        | -                             | #NAME?                       |
| Instructional Management                    | 1.00        | 163,500               | #NAME?         | #NAME?        | (163,500)                     | #NAME?                       |
| Deans, Directors & Coordinators             | 1.00        | 245,250               | #NAME?         | #NAME?        | (245,250)                     | #NAME?                       |
| CFO / Director of Finance                   | -           | -                     | #NAME?         | #NAME?        | -                             | #NAME?                       |
| Operation / Business Manager                | -           | -                     | #NAME?         | #NAME?        | -                             | #NAME?                       |
| Administrative Staff                        | 1.00        | 197,000               | #NAME?         | #NAME?        | (197,000)                     | #NAME?                       |
| <b>TOTAL ADMINISTRATIVE STAFF</b>           | <b>3.00</b> | <b>605,750</b>        | <b>#NAME?</b>  | <b>#NAME?</b> | <b>(605,750)</b>              | <b>#NAME?</b>                |
| <b>INSTRUCTIONAL PERSONNEL COSTS</b>        |             |                       |                |               |                               |                              |
| Teachers - Regular                          | 1.00        | 1,476,299             | #NAME?         | #NAME?        | (1,476,299)                   | #NAME?                       |
| Teachers - SPED                             | 1.00        | 309,020               | #NAME?         | #NAME?        | (309,020)                     | #NAME?                       |
| Substitute Teachers                         | -           | -                     | #NAME?         | #NAME?        | -                             | #NAME?                       |
| Teaching Assistants                         | -           | -                     | #NAME?         | #NAME?        | -                             | #NAME?                       |
| Specialty Teachers                          | -           | -                     | #NAME?         | #NAME?        | -                             | #NAME?                       |
| Aides                                       | 1.00        | 256,000               | #NAME?         | #NAME?        | (256,000)                     | #NAME?                       |
| Therapists & Counselors                     | 1.00        | 158,340               | #NAME?         | #NAME?        | (158,340)                     | #NAME?                       |
| Other                                       | 1.00        | 15,000                | #NAME?         | #NAME?        | (15,000)                      | #NAME?                       |
| <b>TOTAL INSTRUCTIONAL</b>                  | <b>5.00</b> | <b>2,214,659</b>      | <b>#NAME?</b>  | <b>#NAME?</b> | <b>(2,214,659)</b>            | <b>#NAME?</b>                |
| <b>NON-INSTRUCTIONAL PERSONNEL COSTS</b>    |             |                       |                |               |                               |                              |
| Nurse                                       | -           | -                     | #NAME?         | #NAME?        | -                             | #NAME?                       |
| Librarian                                   | -           | -                     | #NAME?         | #NAME?        | -                             | #NAME?                       |
| Custodian                                   | -           | -                     | #NAME?         | #NAME?        | -                             | #NAME?                       |
| Security                                    | -           | -                     | #NAME?         | #NAME?        | -                             | #NAME?                       |
| Other                                       | -           | -                     | #NAME?         | #NAME?        | -                             | #NAME?                       |
| <b>TOTAL NON-INSTRUCTIONAL</b>              | <b>-</b>    | <b>-</b>              | <b>#NAME?</b>  | <b>#NAME?</b> | <b>-</b>                      | <b>#NAME?</b>                |
| <b>SUBTOTAL PERSONNEL SERVICE COSTS</b>     | <b>8.00</b> | <b>2,820,409</b>      | <b>#NAME?</b>  | <b>#NAME?</b> | <b>(2,820,409)</b>            | <b>#NAME?</b>                |
| <b>PAYROLL TAXES AND BENEFITS</b>           |             |                       |                |               |                               |                              |
| Payroll Taxes                               |             | 609,575               | #NAME?         | #NAME?        | (609,575)                     | #NAME?                       |
| Fringe / Employee Benefits                  |             | -                     | #NAME?         | #NAME?        | -                             | #NAME?                       |
| Retirement / Pension                        |             | 16,922                | #NAME?         | #NAME?        | (16,922)                      | #NAME?                       |
| <b>TOTAL PAYROLL TAXES AND BENEFITS</b>     |             | <b>626,497</b>        | <b>#NAME?</b>  | <b>#NAME?</b> | <b>(626,497)</b>              | <b>#NAME?</b>                |
| <b>TOTAL PERSONNEL SERVICE COSTS</b>        | <b>8.00</b> | <b>3,446,906</b>      | <b>#NAME?</b>  | <b>#NAME?</b> | <b>(3,446,906)</b>            | <b>#NAME?</b>                |
| <b>CONTRACTED SERVICES</b>                  |             |                       |                |               |                               |                              |
| Accounting / Audit                          |             | 21,500                | #NAME?         | #NAME?        | (21,500)                      | #NAME?                       |
| Legal                                       |             | 5,000                 | #NAME?         | #NAME?        | (5,000)                       | #NAME?                       |
| Management Company Fee                      |             | 977,752               | #NAME?         | #NAME?        | (977,752)                     | #NAME?                       |
| Nurse Services                              |             | -                     | #NAME?         | #NAME?        | -                             | #NAME?                       |
| Food Service / School Lunch                 |             | 10,000                | #NAME?         | #NAME?        | (10,000)                      | #NAME?                       |
| Payroll Services                            |             | 7,200                 | #NAME?         | #NAME?        | (7,200)                       | #NAME?                       |
| Special Ed Services                         |             | 5,000                 | #NAME?         | #NAME?        | (5,000)                       | #NAME?                       |
| Titlement Services (i.e. Title I)           |             | -                     | #NAME?         | #NAME?        | -                             | #NAME?                       |
| Other Purchased / Professional / Consulting |             | 218,315               | #NAME?         | #NAME?        | (218,315)                     | #NAME?                       |
| <b>TOTAL CONTRACTED SERVICES</b>            |             | <b>1,244,767</b>      | <b>#NAME?</b>  | <b>#NAME?</b> | <b>(1,244,767)</b>            | <b>#NAME?</b>                |

**CANARSIE ASCEND LOV  
Budget / Operatin  
2015-16**

|                                                            | #NAME?           | #NAME?         | #NAME?        | #NAME?                        | #NAME?                       |
|------------------------------------------------------------|------------------|----------------|---------------|-------------------------------|------------------------------|
|                                                            | 6,504,007        | #NAME?         | #NAME?        | (6,504,007)                   | #NAME?                       |
|                                                            | #NAME?           | #NAME?         | #NAME?        | #NAME?                        | #NAME?                       |
| Total Revenue                                              |                  |                |               |                               |                              |
| Total Expenses                                             |                  |                |               |                               |                              |
| Net Income                                                 |                  |                |               |                               |                              |
| Actual Student Enrollment                                  |                  |                |               |                               |                              |
|                                                            | Total Year       |                |               | VARIANCE                      |                              |
|                                                            | Original Budget  | Revised Budget | Variance      | Original Budget vs. PY Budget | Revised Budget vs. PY Budget |
| <b>SCHOOL OPERATIONS</b>                                   |                  |                |               |                               |                              |
| Board Expenses                                             | -                | #NAME?         | #NAME?        | -                             | #NAME?                       |
| Classroom / Teaching Supplies & Materials                  | 35,000           | #NAME?         | #NAME?        | (35,000)                      | #NAME?                       |
| Special Ed Supplies & Materials                            | 5,461            | #NAME?         | #NAME?        | (5,461)                       | #NAME?                       |
| Textbooks / Workbooks                                      | 25,930           | #NAME?         | #NAME?        | (25,930)                      | #NAME?                       |
| Supplies & Materials other                                 | -                | #NAME?         | #NAME?        | -                             | #NAME?                       |
| Equipment / Furniture                                      | 342,047          | #NAME?         | #NAME?        | (342,047)                     | #NAME?                       |
| Telephone                                                  | -                | #NAME?         | #NAME?        | -                             | #NAME?                       |
| Technology                                                 | 51,022           | #NAME?         | #NAME?        | (51,022)                      | #NAME?                       |
| Student Testing & Assessment                               | 12,060           | #NAME?         | #NAME?        | (12,060)                      | #NAME?                       |
| Field Trips                                                | 3,500            | #NAME?         | #NAME?        | (3,500)                       | #NAME?                       |
| Transportation (student)                                   | -                | #NAME?         | #NAME?        | -                             | #NAME?                       |
| Student Services - other                                   | 5,000            | #NAME?         | #NAME?        | (5,000)                       | #NAME?                       |
| Office Expense                                             | 56,595           | #NAME?         | #NAME?        | (56,595)                      | #NAME?                       |
| Staff Development                                          | 38,792           | #NAME?         | #NAME?        | (38,792)                      | #NAME?                       |
| Staff Recruitment                                          | 15,000           | #NAME?         | #NAME?        | (15,000)                      | #NAME?                       |
| Student Recruitment / Marketing                            | 10,000           | #NAME?         | #NAME?        | (10,000)                      | #NAME?                       |
| School Meals / Lunch                                       | -                | #NAME?         | #NAME?        | -                             | #NAME?                       |
| Travel (Staff)                                             | 3,000            | #NAME?         | #NAME?        | (3,000)                       | #NAME?                       |
| Fundraising                                                | -                | #NAME?         | #NAME?        | -                             | #NAME?                       |
| Other                                                      | 126,540          | #NAME?         | #NAME?        | (126,540)                     | #NAME?                       |
| <b>TOTAL SCHOOL OPERATIONS</b>                             | <b>729,947</b>   | <b>#NAME?</b>  | <b>#NAME?</b> | <b>(729,947)</b>              | <b>#NAME?</b>                |
| <b>FACILITY OPERATION &amp; MAINTENANCE</b>                |                  |                |               |                               |                              |
| Insurance                                                  | 41,769           | #NAME?         | #NAME?        | (41,769)                      | #NAME?                       |
| Janitorial                                                 | 12,000           | #NAME?         | #NAME?        | (12,000)                      | #NAME?                       |
| Building and Land Rent / Lease / Facility Finance Interest | 720,000          | #NAME?         | #NAME?        | (720,000)                     | #NAME?                       |
| Repairs & Maintenance                                      | 79,000           | #NAME?         | #NAME?        | (79,000)                      | #NAME?                       |
| Equipment / Furniture                                      | -                | #NAME?         | #NAME?        | -                             | #NAME?                       |
| Security                                                   | -                | #NAME?         | #NAME?        | -                             | #NAME?                       |
| Utilities                                                  | 125,000          | #NAME?         | #NAME?        | (125,000)                     | #NAME?                       |
| <b>TOTAL FACILITY OPERATION &amp; MAINTENANCE</b>          | <b>977,769</b>   | <b>#NAME?</b>  | <b>#NAME?</b> | <b>(977,769)</b>              | <b>#NAME?</b>                |
| <b>DEPRECIATION &amp; AMORTIZATION</b>                     | <b>45,000</b>    | <b>#NAME?</b>  | <b>#NAME?</b> | <b>(45,000)</b>               | <b>#NAME?</b>                |
| <b>RESERVES / CONTINGENCY</b>                              | <b>59,618</b>    | <b>#NAME?</b>  | <b>#NAME?</b> | <b>(59,618)</b>               | <b>#NAME?</b>                |
| <b>TOTAL EXPENSES</b>                                      | <b>6,504,007</b> | <b>#NAME?</b>  | <b>#NAME?</b> | <b>(6,504,007)</b>            | <b>#NAME?</b>                |
| <b>NET INCOME</b>                                          | <b>#NAME?</b>    | <b>#NAME?</b>  | <b>#NAME?</b> | <b>#NAME?</b>                 | <b>#NAME?</b>                |

**CANARSIE ASCEND LOV**  
**Budget / Operatin**  
**2015-16**

|                                  |           |        |        |             |        |
|----------------------------------|-----------|--------|--------|-------------|--------|
| <b>Total Revenue</b>             | #NAME?    | #NAME? | #NAME? | #NAME?      | #NAME? |
| <b>Total Expenses</b>            | 6,504,007 | #NAME? | #NAME? | (6,504,007) | #NAME? |
| <b>Net Income</b>                | #NAME?    | #NAME? | #NAME? | #NAME?      | #NAME? |
| <b>Actual Student Enrollment</b> |           |        |        |             |        |

|                                                                    | Total Year      |                |          | VARIANCE                      |                              |
|--------------------------------------------------------------------|-----------------|----------------|----------|-------------------------------|------------------------------|
|                                                                    | Original Budget | Revised Budget | Variance | Original Budget vs. PY Budget | Revised Budget vs. PY Budget |
| <b>ENROLLMENT - *School Districts Are Linked To Above Entries*</b> |                 |                |          |                               |                              |
| <b>Number of Districts:</b>                                        |                 |                |          |                               |                              |
| NYC CHANCELLOR'S OFFICE                                            |                 |                |          |                               |                              |
| -                                                                  |                 |                |          |                               |                              |
| -                                                                  |                 |                |          |                               |                              |
| -                                                                  |                 |                |          |                               |                              |
| -                                                                  |                 |                |          |                               |                              |
| -                                                                  |                 |                |          |                               |                              |
| -                                                                  |                 |                |          |                               |                              |
| -                                                                  |                 |                |          |                               |                              |
| -                                                                  |                 |                |          |                               |                              |
| -                                                                  |                 |                |          |                               |                              |
| -                                                                  |                 |                |          |                               |                              |
| -                                                                  |                 |                |          |                               |                              |
| -                                                                  |                 |                |          |                               |                              |
| -                                                                  |                 |                |          |                               |                              |
| -                                                                  |                 |                |          |                               |                              |
| ALL OTHER School Districts: ( Weighted Avg )                       |                 |                |          |                               |                              |
| <b>TOTAL ENROLLMENT</b>                                            |                 |                |          |                               |                              |
| <b>REVENUE PER PUPIL</b>                                           |                 |                |          |                               |                              |
| <b>EXPENSES PER PUPIL</b>                                          |                 |                |          |                               |                              |

VER SCHOOL  
g Plan

Total Revenue  
Total Expenses  
Net Income  
Actual Student Enrollment

DESCRIPTION OF ASSUMPTIONS

REVENUE

REVENUES FROM STATE SOURCES

| Per Pupil Revenue                                            | 2015-16<br>Per Pupil Rate |
|--------------------------------------------------------------|---------------------------|
| NYC CHANCELLOR'S OFFICE                                      | #NAME?                    |
| -                                                            | #N/A                      |
| -                                                            | #N/A                      |
| -                                                            | #N/A                      |
| -                                                            | #N/A                      |
| -                                                            | #N/A                      |
| -                                                            | #N/A                      |
| -                                                            | #N/A                      |
| -                                                            | #N/A                      |
| -                                                            | #N/A                      |
| -                                                            | #N/A                      |
| -                                                            | #N/A                      |
| -                                                            | #N/A                      |
| -                                                            | #N/A                      |
| -                                                            | #N/A                      |
| -                                                            | #N/A                      |
| -                                                            | #N/A                      |
| -                                                            | #N/A                      |
| -                                                            | #N/A                      |
| -                                                            | #N/A                      |
| ALL OTHER School Districts: ( Weighted Avg )                 | #N/A                      |
| TOTAL Per Pupil Revenue (Weighted Average Per Pupil Funding) | #NAME?                    |
| Special Education Revenue                                    |                           |
| Grants                                                       |                           |
| Stimulus                                                     |                           |
| DYCD (Department of Youth and Community Development)         |                           |
| Other                                                        |                           |
| Other                                                        |                           |
| TOTAL REVENUE FROM STATE SOURCES                             |                           |

REVENUE FROM FEDERAL FUNDING

IDEA Special Needs  
Title I  
Title Funding - Other  
School Food Service (Free Lunch)  
Grants  
Charter School Program (CSP) Planning & Implementation  
Other  
Other  
TOTAL REVENUE FROM FEDERAL SOURCES

LOCAL and OTHER REVENUE

Contributions and Donations  
Fundraising  
Erate Reimbursement  
Earnings on Investments  
Interest Income  
Food Service (Income from meals)  
Text Book  
OTHER  
TOTAL REVENUE FROM LOCAL and OTHER SOURCES

TOTAL REVENUE

|                           |
|---------------------------|
| Total Revenue             |
| Total Expenses            |
| Net Income                |
| Actual Student Enrollment |

**DESCRIPTION OF ASSUMPTIONS**

**EXPENSES**

| <b>ADMINISTRATIVE STAFF PERSONNEL COSTS</b> | Avg. No. of Positions |
|---------------------------------------------|-----------------------|
| Executive Management                        | -                     |
| Instructional Management                    | 1.00                  |
| Deans, Directors & Coordinators             | 1.00                  |
| CFO / Director of Finance                   | -                     |
| Operation / Business Manager                | -                     |
| Administrative Staff                        | 1.00                  |
| <b>TOTAL ADMINISTRATIVE STAFF</b>           | <b>3.00</b>           |

| <b>INSTRUCTIONAL PERSONNEL COSTS</b> |             |
|--------------------------------------|-------------|
| Teachers - Regular                   | 1.00        |
| Teachers - SPED                      | 1.00        |
| Substitute Teachers                  | -           |
| Teaching Assistants                  | -           |
| Specialty Teachers                   | -           |
| Aides                                | 1.00        |
| Therapists & Counselors              | 1.00        |
| Other                                | 1.00        |
| <b>TOTAL INSTRUCTIONAL</b>           | <b>5.00</b> |

| <b>NON-INSTRUCTIONAL PERSONNEL COSTS</b> |          |
|------------------------------------------|----------|
| Nurse                                    | -        |
| Librarian                                | -        |
| Custodian                                | -        |
| Security                                 | -        |
| Other                                    | -        |
| <b>TOTAL NON-INSTRUCTIONAL</b>           | <b>-</b> |

|                                         |             |
|-----------------------------------------|-------------|
| <b>SUBTOTAL PERSONNEL SERVICE COSTS</b> | <b>8.00</b> |
|-----------------------------------------|-------------|

| <b>PAYROLL TAXES AND BENEFITS</b>       |          |
|-----------------------------------------|----------|
| Payroll Taxes                           |          |
| Fringe / Employee Benefits              |          |
| Retirement / Pension                    |          |
| <b>TOTAL PAYROLL TAXES AND BENEFITS</b> | <b>-</b> |

|                                      |             |
|--------------------------------------|-------------|
| <b>TOTAL PERSONNEL SERVICE COSTS</b> | <b>8.00</b> |
|--------------------------------------|-------------|

| <b>CONTRACTED SERVICES</b>                  |          |
|---------------------------------------------|----------|
| Accounting / Audit                          |          |
| Legal                                       |          |
| Management Company Fee                      |          |
| Nurse Services                              |          |
| Food Service / School Lunch                 |          |
| Payroll Services                            |          |
| Special Ed Services                         |          |
| Titlement Services (i.e. Title I)           |          |
| Other Purchased / Professional / Consulting |          |
| <b>TOTAL CONTRACTED SERVICES</b>            | <b>-</b> |



|                                                            |
|------------------------------------------------------------|
| <b>Total Revenue</b>                                       |
| <b>Total Expenses</b>                                      |
| <b>Net Income</b>                                          |
| <b>Actual Student Enrollment</b>                           |
| <br>                                                       |
| <b>SCHOOL OPERATIONS</b>                                   |
| Board Expenses                                             |
| Classroom / Teaching Supplies & Materials                  |
| Special Ed Supplies & Materials                            |
| Textbooks / Workbooks                                      |
| Supplies & Materials other                                 |
| Equipment / Furniture                                      |
| Telephone                                                  |
| Technology                                                 |
| Student Testing & Assessment                               |
| Field Trips                                                |
| Transportation (student)                                   |
| Student Services - other                                   |
| Office Expense                                             |
| Staff Development                                          |
| Staff Recruitment                                          |
| Student Recruitment / Marketing                            |
| School Meals / Lunch                                       |
| Travel (Staff)                                             |
| Fundraising                                                |
| Other                                                      |
| <b>TOTAL SCHOOL OPERATIONS</b>                             |
| <b>FACILITY OPERATION &amp; MAINTENANCE</b>                |
| Insurance                                                  |
| Janitorial                                                 |
| Building and Land Rent / Lease / Facility Finance Interest |
| Repairs & Maintenance                                      |
| Equipment / Furniture                                      |
| Security                                                   |
| Utilities                                                  |
| <b>TOTAL FACILITY OPERATION &amp; MAINTENANCE</b>          |
| <b>DEPRECIATION &amp; AMORTIZATION</b>                     |
| <b>RESERVES / CONTINGENCY</b>                              |
| <b>TOTAL EXPENSES</b>                                      |
| <b>NET INCOME</b>                                          |

**DESCRIPTION OF ASSUMPTIONS**

VER SCHOOL

g Plan

Total Revenue  
Total Expenses  
Net Income  
Actual Student Enrollment

DESCRIPTION OF ASSUMPTIONS

ENROLLMENT - \*School Districts Are Linked To Above Entries\*

Number of Districts:

NYC CHANCELLOR'S OFFICE

-

-

-

-

-

-

-

-

-

-

-

-

-

-

-

-

-

-

-

-

-

-

-

-

-

-

-

-

-

-

-

-

-

-

-

-

-

-

-

-

-

-

-

-

-

-

-

-

-

-

-

-

-

-

-

-

-

-

-

-

-

-

-

-

-

-

-

ALL OTHER School Districts: ( Weighted Avg )

TOTAL ENROLLMENT

REVENUE PER PUPIL

EXPENSES PER PUPIL

**CANARSIE ASCEND LOWER SCHOOL  
BALANCE SHEET  
2015-16**

|                                                                 | <u>Prior Year</u> | Q1                | Q2                 | Q3                | Q4                |
|-----------------------------------------------------------------|-------------------|-------------------|--------------------|-------------------|-------------------|
|                                                                 | <u>#NAME?</u>     | <u>As of 9/30</u> | <u>As of 12/31</u> | <u>As of 3/31</u> | <u>As of 6/30</u> |
| <b><u>ASSETS</u></b>                                            |                   |                   |                    |                   |                   |
| <b>CURRENT ASSETS</b>                                           |                   |                   |                    |                   |                   |
| Cash and cash equivalents                                       | \$-               | \$-               | \$-                | \$-               | \$-               |
| Grants and contracts receivable                                 | -                 | -                 | -                  | -                 | -                 |
| Accounts receivables                                            | -                 | -                 | -                  | -                 | -                 |
| Prepaid Expenses                                                | -                 | -                 | -                  | -                 | -                 |
| Contributions and other receivables                             | -                 | -                 | -                  | -                 | -                 |
| <b>TOTAL CURRENT ASSETS</b>                                     | -                 | -                 | -                  | -                 | -                 |
| <b>PROPERTY, BUILDING AND EQUIPMENT, net</b>                    | -                 | -                 | -                  | -                 | -                 |
| <b>OTHER ASSETS</b>                                             | -                 | -                 | -                  | -                 | -                 |
| <b>TOTAL ASSETS</b>                                             | -                 | -                 | -                  | -                 | -                 |
| <b><u>LIABILITIES AND NET ASSETS</u></b>                        |                   |                   |                    |                   |                   |
| <b>CURRENT LIABILITIES</b>                                      |                   |                   |                    |                   |                   |
| Accounts payable and accrued expenses                           | \$-               | \$-               | \$-                | \$-               | \$-               |
| Accrued payroll and benefits                                    | -                 | -                 | -                  | -                 | -                 |
| Deferred Revenue                                                | -                 | -                 | -                  | -                 | -                 |
| Current maturities of long-term debt                            | -                 | -                 | -                  | -                 | -                 |
| Short Term Debt - Bonds, Notes Payable                          | -                 | -                 | -                  | -                 | -                 |
| Other                                                           | -                 | -                 | -                  | -                 | -                 |
| <b>TOTAL CURRENT LIABILITIES</b>                                | -                 | -                 | -                  | -                 | -                 |
| <b>LONG-TERM DEBT and NOTES PAYABLE, net current maturities</b> | -                 | -                 | -                  | -                 | -                 |
| <b>TOTAL LIABILITIES</b>                                        | -                 | -                 | -                  | -                 | -                 |
| <b>NET ASSETS</b>                                               |                   |                   |                    |                   |                   |
| Unrestricted                                                    | -                 | -                 | -                  | -                 | -                 |
| Temporarily restricted                                          | -                 | -                 | -                  | -                 | -                 |
| <b>TOTAL NET ASSETS</b>                                         | -                 | -                 | -                  | -                 | -                 |
| <b>TOTAL LIABILITIES AND NET ASSETS</b>                         | -                 | -                 | -                  | -                 | -                 |



**CANARSIE ASCEND LOWER SCHOOL**

**Budget / Operating Plan**

**2015-16**

|                                  |        |        |        |        |        |        |        |
|----------------------------------|--------|--------|--------|--------|--------|--------|--------|
| <b>Total Revenue</b>             | #NAME? | #NAME? | #NAME? | #NAME? | #NAME? | #NAME? | #NAME? |
| <b>Total Expenses</b>            | #NAME? | #NAME? | #NAME? | #NAME? | #NAME? | #NAME? | #NAME? |
| <b>Net Income</b>                | #NAME? | #NAME? | #NAME? | #NAME? | #NAME? | #NAME? | #NAME? |
| <b>Actual Student Enrollment</b> | -      | #NAME? | -      | -      | #NAME? | -      | -      |

|                                                                                                                                        |                          |                |                 |                            |                |                 |               |
|----------------------------------------------------------------------------------------------------------------------------------------|--------------------------|----------------|-----------------|----------------------------|----------------|-----------------|---------------|
| *NOTE: Enrollment, Revenue and Expenditure Data IN the 'Total and Variance Analysis' Section is Based on LAST ACTUAL Quarter Completed | 1st Quarter - 7/1 - 9/30 |                |                 | 2nd Quarter - 10/1 - 12/31 |                |                 | 3rd Quarter   |
|                                                                                                                                        |                          | <b>Current</b> |                 |                            | <b>Current</b> |                 |               |
|                                                                                                                                        | <b>Actual</b>            | <b>Budget</b>  | <b>Variance</b> | <b>Actual</b>              | <b>Budget</b>  | <b>Variance</b> | <b>Actual</b> |

**EXPENSES**

|                                             |        | Quarter 0        |        |        |   |        |        |
|---------------------------------------------|--------|------------------|--------|--------|---|--------|--------|
|                                             |        | No. of Positions |        |        |   |        |        |
| <b>ADMINISTRATIVE STAFF PERSONNEL COSTS</b> |        |                  |        |        |   |        |        |
| Executive Management                        | #NAME? | -                | #NAME? | #NAME? | - | #NAME? | #NAME? |
| Instructional Management                    | #NAME? | -                | #NAME? | #NAME? | - | #NAME? | #NAME? |
| Deans, Directors & Coordinators             | #NAME? | -                | #NAME? | #NAME? | - | #NAME? | #NAME? |
| CFO / Director of Finance                   | #NAME? | -                | #NAME? | #NAME? | - | #NAME? | #NAME? |
| Operation / Business Manager                | #NAME? | -                | #NAME? | #NAME? | - | #NAME? | #NAME? |
| Administrative Staff                        | #NAME? | -                | #NAME? | #NAME? | - | #NAME? | #NAME? |
| <b>TOTAL ADMINISTRATIVE STAFF</b>           | #NAME? | -                | #NAME? | #NAME? | - | #NAME? | #NAME? |
| <b>INSTRUCTIONAL PERSONNEL COSTS</b>        |        |                  |        |        |   |        |        |
| Teachers - Regular                          | #NAME? | -                | #NAME? | #NAME? | - | #NAME? | #NAME? |
| Teachers - SPED                             | #NAME? | -                | #NAME? | #NAME? | - | #NAME? | #NAME? |
| Substitute Teachers                         | #NAME? | -                | #NAME? | #NAME? | - | #NAME? | #NAME? |
| Teaching Assistants                         | #NAME? | -                | #NAME? | #NAME? | - | #NAME? | #NAME? |
| Specialty Teachers                          | #NAME? | -                | #NAME? | #NAME? | - | #NAME? | #NAME? |
| Aides                                       | #NAME? | -                | #NAME? | #NAME? | - | #NAME? | #NAME? |
| Therapists & Counselors                     | #NAME? | -                | #NAME? | #NAME? | - | #NAME? | #NAME? |
| Other                                       | #NAME? | -                | #NAME? | #NAME? | - | #NAME? | #NAME? |
| <b>TOTAL INSTRUCTIONAL</b>                  | #NAME? | -                | #NAME? | #NAME? | - | #NAME? | #NAME? |
| <b>NON-INSTRUCTIONAL PERSONNEL COSTS</b>    |        |                  |        |        |   |        |        |
| Nurse                                       | #NAME? | -                | #NAME? | #NAME? | - | #NAME? | #NAME? |
| Librarian                                   | #NAME? | -                | #NAME? | #NAME? | - | #NAME? | #NAME? |
| Custodian                                   | #NAME? | -                | #NAME? | #NAME? | - | #NAME? | #NAME? |
| Security                                    | #NAME? | -                | #NAME? | #NAME? | - | #NAME? | #NAME? |
| Other                                       | #NAME? | -                | #NAME? | #NAME? | - | #NAME? | #NAME? |
| <b>TOTAL NON-INSTRUCTIONAL</b>              | #NAME? | -                | #NAME? | #NAME? | - | #NAME? | #NAME? |
| <b>SUBTOTAL PERSONNEL SERVICE COSTS</b>     |        |                  |        |        |   |        |        |
| #NAME?                                      | #NAME? | -                | #NAME? | #NAME? | - | #NAME? | #NAME? |
| <b>PAYROLL TAXES AND BENEFITS</b>           |        |                  |        |        |   |        |        |
| Payroll Taxes                               | #NAME? | -                | #NAME? | #NAME? | - | #NAME? | #NAME? |
| Fringe / Employee Benefits                  | #NAME? | -                | #NAME? | #NAME? | - | #NAME? | #NAME? |
| Retirement / Pension                        | #NAME? | -                | #NAME? | #NAME? | - | #NAME? | #NAME? |
| <b>TOTAL PAYROLL TAXES AND BENEFITS</b>     | #NAME? | -                | #NAME? | #NAME? | - | #NAME? | #NAME? |
| <b>TOTAL PERSONNEL SERVICE COSTS</b>        |        |                  |        |        |   |        |        |
| #NAME?                                      | #NAME? | -                | #NAME? | #NAME? | - | #NAME? | #NAME? |
| <b>CONTRACTED SERVICES</b>                  |        |                  |        |        |   |        |        |
| Accounting / Audit                          | #NAME? | -                | #NAME? | #NAME? | - | #NAME? | #NAME? |
| Legal                                       | #NAME? | -                | #NAME? | #NAME? | - | #NAME? | #NAME? |
| Management Company Fee                      | #NAME? | -                | #NAME? | #NAME? | - | #NAME? | #NAME? |
| Nurse Services                              | #NAME? | -                | #NAME? | #NAME? | - | #NAME? | #NAME? |
| Food Service / School Lunch                 | #NAME? | -                | #NAME? | #NAME? | - | #NAME? | #NAME? |
| Payroll Services                            | #NAME? | -                | #NAME? | #NAME? | - | #NAME? | #NAME? |
| Special Ed Services                         | #NAME? | -                | #NAME? | #NAME? | - | #NAME? | #NAME? |
| Titlement Services (i.e. Title I)           | #NAME? | -                | #NAME? | #NAME? | - | #NAME? | #NAME? |
| Other Purchased / Professional / Consulting | #NAME? | -                | #NAME? | #NAME? | - | #NAME? | #NAME? |
| <b>TOTAL CONTRACTED SERVICES</b>            | #NAME? | -                | #NAME? | #NAME? | - | #NAME? | #NAME? |



**CANARSIE ASCEND LOWER SCHOOL  
Budget / Operating Plan  
2015-16**

|                           |        |        |        |        |        |        |        |
|---------------------------|--------|--------|--------|--------|--------|--------|--------|
| Total Revenue             | #NAME? | #NAME? | #NAME? | #NAME? | #NAME? | #NAME? | #NAME? |
| Total Expenses            | #NAME? | #NAME? | #NAME? | #NAME? | #NAME? | #NAME? | #NAME? |
| Net Income                | #NAME? | #NAME? | #NAME? | #NAME? | #NAME? | #NAME? | #NAME? |
| Actual Student Enrollment | -      | #NAME? | -      | -      | #NAME? | -      | -      |

|                                                                                                                                        |                          |         |          |                            |         |          |        |
|----------------------------------------------------------------------------------------------------------------------------------------|--------------------------|---------|----------|----------------------------|---------|----------|--------|
| *NOTE: Enrollment, Revenue and Expenditure Data IN the 'Total and Variance Analysis' Section is Based on LAST ACTUAL Quarter Completed | 1st Quarter - 7/1 - 9/30 |         |          | 2nd Quarter - 10/1 - 12/31 |         |          | 3rd Q  |
|                                                                                                                                        |                          | Current |          |                            | Current |          |        |
|                                                                                                                                        | Actual                   | Budget  | Variance | Actual                     | Budget  | Variance | Actual |

**ENROLLMENT - \*School Districts Are Linked To Above Entries\***

|                                           |   |        |        |   |        |        |   |
|-------------------------------------------|---|--------|--------|---|--------|--------|---|
| NYC CHANCELLOR'S OFFICE                   | - | #NAME? | -      | - | #NAME? | -      | - |
| -                                         | - | #NAME? | -      | - | #NAME? | -      | - |
| -                                         | - | #NAME? | -      | - | #NAME? | -      | - |
| -                                         | - | #NAME? | -      | - | #NAME? | -      | - |
| -                                         | - | #NAME? | -      | - | #NAME? | -      | - |
| -                                         | - | #NAME? | -      | - | #NAME? | -      | - |
| -                                         | - | #NAME? | -      | - | #NAME? | -      | - |
| -                                         | - | #NAME? | -      | - | #NAME? | -      | - |
| -                                         | - | #NAME? | -      | - | #NAME? | -      | - |
| -                                         | - | #NAME? | -      | - | #NAME? | -      | - |
| -                                         | - | #NAME? | -      | - | #NAME? | -      | - |
| -                                         | - | #NAME? | -      | - | #NAME? | -      | - |
| -                                         | - | #NAME? | -      | - | #NAME? | -      | - |
| -                                         | - | #NAME? | -      | - | #NAME? | -      | - |
| -                                         | - | #NAME? | -      | - | #NAME? | -      | - |
| -                                         | - | #NAME? | -      | - | #NAME? | -      | - |
| -                                         | - | #NAME? | -      | - | #NAME? | -      | - |
| -                                         | - | #NAME? | -      | - | #NAME? | -      | - |
| ALL OTHER School Districts: ( Count = 0 ) | - | #NAME? | -      | - | #NAME? | -      | - |
| <b>TOTAL ENROLLMENT</b>                   | - | #NAME? | -      | - | #NAME? | -      | - |
| <b>REVENUE PER PUPIL</b>                  | - | #NAME? | #NAME? | - | #NAME? | #NAME? | - |
| <b>EXPENSES PER PUPIL</b>                 | - | #NAME? | #NAME? | - | #NAME? | #NAME? | - |

|                                  |        |        |        |        |        |
|----------------------------------|--------|--------|--------|--------|--------|
| <b>Total Revenue</b>             | #NAME? | #NAME? | #NAME? | #NAME? | #NAME? |
| <b>Total Expenses</b>            | #NAME? | #NAME? | #NAME? | #NAME? | #NAME? |
| <b>Net Income</b>                | #NAME? | #NAME? | #NAME? | #NAME? | #NAME? |
| <b>Actual Student Enrollment</b> | #NAME? | -      | -      | #NAME? | -      |

|                                                                                                                                               |                             |                 |                                 |                       |                 |
|-----------------------------------------------------------------------------------------------------------------------------------------------|-----------------------------|-----------------|---------------------------------|-----------------------|-----------------|
| <b>*NOTE: Enrollment, Revenue and Expenditure Data IN the 'Total and Variance Analysis' Section is Based on LAST ACTUAL Quarter Completed</b> | <b>Quarter - 1/1 - 3/31</b> |                 | <b>4th Quarter - 4/1 - 6/30</b> |                       |                 |
|                                                                                                                                               | <b>Current Budget</b>       | <b>Variance</b> | <b>Actual</b>                   | <b>Current Budget</b> | <b>Variance</b> |

|                                                              |                   |        |        |        |        |
|--------------------------------------------------------------|-------------------|--------|--------|--------|--------|
| <b>REVENUE</b>                                               |                   |        |        |        |        |
| <b>REVENUES FROM STATE SOURCES</b>                           |                   |        |        |        |        |
| Per Pupil Revenue                                            | CY Per Pupil Rate |        |        |        |        |
| NYC CHANCELLOR'S OFFICE                                      | #NAME?            | #NAME? | #NAME? | #NAME? | #NAME? |
| -                                                            | #N/A              | #NAME? | #NAME? | #NAME? | #NAME? |
| -                                                            | #N/A              | #NAME? | #NAME? | #NAME? | #NAME? |
| -                                                            | #N/A              | #NAME? | #NAME? | #NAME? | #NAME? |
| -                                                            | #N/A              | #NAME? | #NAME? | #NAME? | #NAME? |
| -                                                            | #N/A              | #NAME? | #NAME? | #NAME? | #NAME? |
| -                                                            | #N/A              | #NAME? | #NAME? | #NAME? | #NAME? |
| -                                                            | #N/A              | #NAME? | #NAME? | #NAME? | #NAME? |
| -                                                            | #N/A              | #NAME? | #NAME? | #NAME? | #NAME? |
| -                                                            | #N/A              | #NAME? | #NAME? | #NAME? | #NAME? |
| -                                                            | #N/A              | #NAME? | #NAME? | #NAME? | #NAME? |
| -                                                            | #N/A              | #NAME? | #NAME? | #NAME? | #NAME? |
| -                                                            | #N/A              | #NAME? | #NAME? | #NAME? | #NAME? |
| -                                                            | #N/A              | #NAME? | #NAME? | #NAME? | #NAME? |
| -                                                            | #N/A              | #NAME? | #NAME? | #NAME? | #NAME? |
| -                                                            | #N/A              | #NAME? | #NAME? | #NAME? | #NAME? |
| -                                                            | #N/A              | #NAME? | #NAME? | #NAME? | #NAME? |
| -                                                            | #N/A              | #NAME? | #NAME? | #NAME? | #NAME? |
| -                                                            | #N/A              | #NAME? | #NAME? | #NAME? | #NAME? |
| -                                                            | #N/A              | #NAME? | #NAME? | #NAME? | #NAME? |
| -                                                            | #N/A              | #NAME? | #NAME? | #NAME? | #NAME? |
| -                                                            | #N/A              | #NAME? | #NAME? | #NAME? | #NAME? |
| ALL OTHER School Districts: ( Count = 0 )                    | #N/A              | #NAME? | #NAME? | #NAME? | #NAME? |
| TOTAL Per Pupil Revenue (Weighted Average Per Pupil Funding) | #NAME?            | #NAME? | #NAME? | #NAME? | #NAME? |
| Special Education Revenue                                    |                   | #NAME? | #NAME? | -      | #NAME? |
| Grants                                                       |                   |        |        |        |        |
| Stimulus                                                     |                   | #NAME? | #NAME? | -      | #NAME? |
| DYCD (Department of Youth and Community Development)         |                   | #NAME? | #NAME? | -      | #NAME? |
| Other                                                        |                   | #NAME? | #NAME? | -      | #NAME? |
| Other                                                        |                   | #NAME? | #NAME? | -      | #NAME? |
| <b>TOTAL REVENUE FROM STATE SOURCES</b>                      |                   | #NAME? | #NAME? | #NAME? | #NAME? |
| <b>REVENUE FROM FEDERAL FUNDING</b>                          |                   |        |        |        |        |
| IDEA Special Needs                                           |                   | #NAME? | #NAME? | -      | #NAME? |
| Title I                                                      |                   | #NAME? | #NAME? | -      | #NAME? |
| Title Funding - Other                                        |                   | #NAME? | #NAME? | -      | #NAME? |
| School Food Service (Free Lunch)                             |                   | #NAME? | #NAME? | -      | #NAME? |
| Grants                                                       |                   |        |        |        |        |
| Charter School Program (CSP) Planning & Implementation       |                   | #NAME? | #NAME? | -      | #NAME? |
| Other                                                        |                   | #NAME? | #NAME? | -      | #NAME? |
| Other                                                        |                   | #NAME? | #NAME? | -      | #NAME? |
| <b>TOTAL REVENUE FROM FEDERAL SOURCES</b>                    |                   | #NAME? | #NAME? | -      | #NAME? |
| <b>LOCAL and OTHER REVENUE</b>                               |                   |        |        |        |        |
| Contributions and Donations                                  |                   | #NAME? | #NAME? | -      | #NAME? |
| Fundraising                                                  |                   | #NAME? | #NAME? | -      | #NAME? |
| Erate Reimbursement                                          |                   | #NAME? | #NAME? | -      | #NAME? |
| Earnings on Investments                                      |                   | #NAME? | #NAME? | -      | #NAME? |
| Interest Income                                              |                   | #NAME? | #NAME? | -      | #NAME? |
| Food Service (Income from meals)                             |                   | #NAME? | #NAME? | -      | #NAME? |
| Text Book                                                    |                   | #NAME? | #NAME? | -      | #NAME? |
| OTHER                                                        |                   | #NAME? | #NAME? | -      | #NAME? |
| <b>TOTAL REVENUE FROM LOCAL and OTHER SOURCES</b>            |                   | #NAME? | #NAME? | -      | #NAME? |
| <b>TOTAL REVENUE</b>                                         |                   | #NAME? | #NAME? | #NAME? | #NAME? |



|                           |        |        |        |        |        |
|---------------------------|--------|--------|--------|--------|--------|
| Total Revenue             | #NAME? | #NAME? | #NAME? | #NAME? | #NAME? |
| Total Expenses            | #NAME? | #NAME? | #NAME? | #NAME? | #NAME? |
| Net Income                | #NAME? | #NAME? | #NAME? | #NAME? | #NAME? |
| Actual Student Enrollment | #NAME? | -      | -      | #NAME? | -      |

|                                                                                                                                        |                      |          |                          |                |          |
|----------------------------------------------------------------------------------------------------------------------------------------|----------------------|----------|--------------------------|----------------|----------|
| *NOTE: Enrollment, Revenue and Expenditure Data IN the 'Total and Variance Analysis' Section is Based on LAST ACTUAL Quarter Completed | Quarter - 1/1 - 3/31 |          | 4th Quarter - 4/1 - 6/30 |                |          |
|                                                                                                                                        | Current Budget       | Variance | Actual                   | Current Budget | Variance |
|                                                                                                                                        |                      |          |                          |                |          |

| EXPENSES                                    |                  | Quarter 0 |        |   |        |
|---------------------------------------------|------------------|-----------|--------|---|--------|
|                                             | No. of Positions |           |        |   |        |
| <b>ADMINISTRATIVE STAFF PERSONNEL COSTS</b> |                  |           |        |   |        |
| Executive Management                        | #NAME?           | #NAME?    | #NAME? | - | #NAME? |
| Instructional Management                    | #NAME?           | #NAME?    | #NAME? | - | #NAME? |
| Deans, Directors & Coordinators             | #NAME?           | #NAME?    | #NAME? | - | #NAME? |
| CFO / Director of Finance                   | #NAME?           | #NAME?    | #NAME? | - | #NAME? |
| Operation / Business Manager                | #NAME?           | #NAME?    | #NAME? | - | #NAME? |
| Administrative Staff                        | #NAME?           | #NAME?    | #NAME? | - | #NAME? |
| TOTAL ADMINISTRATIVE STAFF                  | #NAME?           | #NAME?    | #NAME? | - | #NAME? |
| <b>INSTRUCTIONAL PERSONNEL COSTS</b>        |                  |           |        |   |        |
| Teachers - Regular                          | #NAME?           | #NAME?    | #NAME? | - | #NAME? |
| Teachers - SPED                             | #NAME?           | #NAME?    | #NAME? | - | #NAME? |
| Substitute Teachers                         | #NAME?           | #NAME?    | #NAME? | - | #NAME? |
| Teaching Assistants                         | #NAME?           | #NAME?    | #NAME? | - | #NAME? |
| Specialty Teachers                          | #NAME?           | #NAME?    | #NAME? | - | #NAME? |
| Aides                                       | #NAME?           | #NAME?    | #NAME? | - | #NAME? |
| Therapists & Counselors                     | #NAME?           | #NAME?    | #NAME? | - | #NAME? |
| Other                                       | #NAME?           | #NAME?    | #NAME? | - | #NAME? |
| TOTAL INSTRUCTIONAL                         | #NAME?           | #NAME?    | #NAME? | - | #NAME? |
| <b>NON-INSTRUCTIONAL PERSONNEL COSTS</b>    |                  |           |        |   |        |
| Nurse                                       | #NAME?           | #NAME?    | #NAME? | - | #NAME? |
| Librarian                                   | #NAME?           | #NAME?    | #NAME? | - | #NAME? |
| Custodian                                   | #NAME?           | #NAME?    | #NAME? | - | #NAME? |
| Security                                    | #NAME?           | #NAME?    | #NAME? | - | #NAME? |
| Other                                       | #NAME?           | #NAME?    | #NAME? | - | #NAME? |
| TOTAL NON-INSTRUCTIONAL                     | #NAME?           | #NAME?    | #NAME? | - | #NAME? |
| <b>SUBTOTAL PERSONNEL SERVICE COSTS</b>     |                  |           |        |   |        |
|                                             | #NAME?           | #NAME?    | #NAME? | - | #NAME? |
| <b>PAYROLL TAXES AND BENEFITS</b>           |                  |           |        |   |        |
| Payroll Taxes                               |                  | #NAME?    | #NAME? | - | #NAME? |
| Fringe / Employee Benefits                  |                  | #NAME?    | #NAME? | - | #NAME? |
| Retirement / Pension                        |                  | #NAME?    | #NAME? | - | #NAME? |
| TOTAL PAYROLL TAXES AND BENEFITS            |                  | #NAME?    | #NAME? | - | #NAME? |
| <b>TOTAL PERSONNEL SERVICE COSTS</b>        |                  |           |        |   |        |
|                                             | #NAME?           | #NAME?    | #NAME? | - | #NAME? |
| <b>CONTRACTED SERVICES</b>                  |                  |           |        |   |        |
| Accounting / Audit                          |                  | #NAME?    | #NAME? | - | #NAME? |
| Legal                                       |                  | #NAME?    | #NAME? | - | #NAME? |
| Management Company Fee                      |                  | #NAME?    | #NAME? | - | #NAME? |
| Nurse Services                              |                  | #NAME?    | #NAME? | - | #NAME? |
| Food Service / School Lunch                 |                  | #NAME?    | #NAME? | - | #NAME? |
| Payroll Services                            |                  | #NAME?    | #NAME? | - | #NAME? |
| Special Ed Services                         |                  | #NAME?    | #NAME? | - | #NAME? |
| Titlement Services (i.e. Title I)           |                  | #NAME?    | #NAME? | - | #NAME? |
| Other Purchased / Professional / Consulting |                  | #NAME?    | #NAME? | - | #NAME? |
| TOTAL CONTRACTED SERVICES                   |                  | #NAME?    | #NAME? | - | #NAME? |

|                                                                                                                                        |                      |          |                          |                |          |
|----------------------------------------------------------------------------------------------------------------------------------------|----------------------|----------|--------------------------|----------------|----------|
| <b>Total Revenue</b>                                                                                                                   | #NAME?               | #NAME?   | #NAME?                   | #NAME?         | #NAME?   |
| <b>Total Expenses</b>                                                                                                                  | #NAME?               | #NAME?   | #NAME?                   | #NAME?         | #NAME?   |
| <b>Net Income</b>                                                                                                                      | #NAME?               | #NAME?   | #NAME?                   | #NAME?         | #NAME?   |
| <b>Actual Student Enrollment</b>                                                                                                       | #NAME?               | -        | -                        | #NAME?         | -        |
| *NOTE: Enrollment, Revenue and Expenditure Data IN the 'Total and Variance Analysis' Section is Based on LAST ACTUAL Quarter Completed | Quarter - 1/1 - 3/31 |          | 4th Quarter - 4/1 - 6/30 |                |          |
|                                                                                                                                        | Current Budget       | Variance | Actual                   | Current Budget | Variance |
| <b>SCHOOL OPERATIONS</b>                                                                                                               |                      |          |                          |                |          |
| Board Expenses                                                                                                                         | #NAME?               | #NAME?   | -                        | #NAME?         | #NAME?   |
| Classroom / Teaching Supplies & Materials                                                                                              | #NAME?               | #NAME?   | -                        | #NAME?         | #NAME?   |
| Special Ed Supplies & Materials                                                                                                        | #NAME?               | #NAME?   | -                        | #NAME?         | #NAME?   |
| Textbooks / Workbooks                                                                                                                  | #NAME?               | #NAME?   | -                        | #NAME?         | #NAME?   |
| Supplies & Materials other                                                                                                             | #NAME?               | #NAME?   | -                        | #NAME?         | #NAME?   |
| Equipment / Furniture                                                                                                                  | #NAME?               | #NAME?   | -                        | #NAME?         | #NAME?   |
| Telephone                                                                                                                              | #NAME?               | #NAME?   | -                        | #NAME?         | #NAME?   |
| Technology                                                                                                                             | #NAME?               | #NAME?   | -                        | #NAME?         | #NAME?   |
| Student Testing & Assessment                                                                                                           | #NAME?               | #NAME?   | -                        | #NAME?         | #NAME?   |
| Field Trips                                                                                                                            | #NAME?               | #NAME?   | -                        | #NAME?         | #NAME?   |
| Transportation (student)                                                                                                               | #NAME?               | #NAME?   | -                        | #NAME?         | #NAME?   |
| Student Services - other                                                                                                               | #NAME?               | #NAME?   | -                        | #NAME?         | #NAME?   |
| Office Expense                                                                                                                         | #NAME?               | #NAME?   | -                        | #NAME?         | #NAME?   |
| Staff Development                                                                                                                      | #NAME?               | #NAME?   | -                        | #NAME?         | #NAME?   |
| Staff Recruitment                                                                                                                      | #NAME?               | #NAME?   | -                        | #NAME?         | #NAME?   |
| Student Recruitment / Marketing                                                                                                        | #NAME?               | #NAME?   | -                        | #NAME?         | #NAME?   |
| School Meals / Lunch                                                                                                                   | #NAME?               | #NAME?   | -                        | #NAME?         | #NAME?   |
| Travel (Staff)                                                                                                                         | #NAME?               | #NAME?   | -                        | #NAME?         | #NAME?   |
| Fundraising                                                                                                                            | #NAME?               | #NAME?   | -                        | #NAME?         | #NAME?   |
| Other                                                                                                                                  | #NAME?               | #NAME?   | -                        | #NAME?         | #NAME?   |
| <b>TOTAL SCHOOL OPERATIONS</b>                                                                                                         | #NAME?               | #NAME?   | -                        | #NAME?         | #NAME?   |
| <b>FACILITY OPERATION &amp; MAINTENANCE</b>                                                                                            |                      |          |                          |                |          |
| Insurance                                                                                                                              | #NAME?               | #NAME?   | -                        | #NAME?         | #NAME?   |
| Janitorial                                                                                                                             | #NAME?               | #NAME?   | -                        | #NAME?         | #NAME?   |
| Building and Land Rent / Lease / Facility Finance Interest                                                                             | #NAME?               | #NAME?   | -                        | #NAME?         | #NAME?   |
| Repairs & Maintenance                                                                                                                  | #NAME?               | #NAME?   | -                        | #NAME?         | #NAME?   |
| Equipment / Furniture                                                                                                                  | #NAME?               | #NAME?   | -                        | #NAME?         | #NAME?   |
| Security                                                                                                                               | #NAME?               | #NAME?   | -                        | #NAME?         | #NAME?   |
| Utilities                                                                                                                              | #NAME?               | #NAME?   | -                        | #NAME?         | #NAME?   |
| <b>TOTAL FACILITY OPERATION &amp; MAINTENANCE</b>                                                                                      | #NAME?               | #NAME?   | -                        | #NAME?         | #NAME?   |
| <b>DEPRECIATION &amp; AMORTIZATION</b>                                                                                                 | #NAME?               | #NAME?   | -                        | #NAME?         | #NAME?   |
| <b>RESERVES / CONTINGENCY</b>                                                                                                          | #NAME?               | #NAME?   | -                        | #NAME?         | #NAME?   |
| <b>TOTAL EXPENSES</b>                                                                                                                  | #NAME?               | #NAME?   | -                        | #NAME?         | #NAME?   |
| <b>NET INCOME</b>                                                                                                                      | #NAME?               | #NAME?   | #NAME?                   | #NAME?         | #NAME?   |

|                           |        |        |        |        |        |
|---------------------------|--------|--------|--------|--------|--------|
| Total Revenue             | #NAME? | #NAME? | #NAME? | #NAME? | #NAME? |
| Total Expenses            | #NAME? | #NAME? | #NAME? | #NAME? | #NAME? |
| Net Income                | #NAME? | #NAME? | #NAME? | #NAME? | #NAME? |
| Actual Student Enrollment | #NAME? | -      | -      | #NAME? | -      |

|                                                                                                                                        |                          |          |                          |                |          |
|----------------------------------------------------------------------------------------------------------------------------------------|--------------------------|----------|--------------------------|----------------|----------|
| *NOTE: Enrollment, Revenue and Expenditure Data IN the 'Total and Variance Analysis' Section is Based on LAST ACTUAL Quarter Completed | 3rd Quarter - 1/1 - 3/31 |          | 4th Quarter - 4/1 - 6/30 |                |          |
|                                                                                                                                        | Current Budget           | Variance | Actual                   | Current Budget | Variance |
|                                                                                                                                        |                          |          |                          |                |          |

|                                                                    |        |        |   |        |        |
|--------------------------------------------------------------------|--------|--------|---|--------|--------|
| <b>ENROLLMENT - *School Districts Are Linked To Above Entries*</b> |        |        |   |        |        |
| NYC CHANCELLOR'S OFFICE                                            | #NAME? | -      | - | #NAME? | -      |
| -                                                                  | #NAME? | -      | - | #NAME? | -      |
| -                                                                  | #NAME? | -      | - | #NAME? | -      |
| -                                                                  | #NAME? | -      | - | #NAME? | -      |
| -                                                                  | #NAME? | -      | - | #NAME? | -      |
| -                                                                  | #NAME? | -      | - | #NAME? | -      |
| -                                                                  | #NAME? | -      | - | #NAME? | -      |
| -                                                                  | #NAME? | -      | - | #NAME? | -      |
| -                                                                  | #NAME? | -      | - | #NAME? | -      |
| -                                                                  | #NAME? | -      | - | #NAME? | -      |
| -                                                                  | #NAME? | -      | - | #NAME? | -      |
| -                                                                  | #NAME? | -      | - | #NAME? | -      |
| -                                                                  | #NAME? | -      | - | #NAME? | -      |
| -                                                                  | #NAME? | -      | - | #NAME? | -      |
| -                                                                  | #NAME? | -      | - | #NAME? | -      |
| -                                                                  | #NAME? | -      | - | #NAME? | -      |
| ALL OTHER School Districts: ( Count = 0 )                          | #NAME? | -      | - | #NAME? | -      |
| <b>TOTAL ENROLLMENT</b>                                            | #NAME? | -      | - | #NAME? | -      |
| <b>REVENUE PER PUPIL</b>                                           | #NAME? | #NAME? | - | #NAME? | #NAME? |
| <b>EXPENSES PER PUPIL</b>                                          | #NAME? | #NAME? | - | #NAME? | #NAME? |













**IOOL**

|                                  |           |        |        |        |
|----------------------------------|-----------|--------|--------|--------|
| <b>Total Revenue</b>             | #NAME?    | #NAME? | #NAME? | #NAME? |
| <b>Total Expenses</b>            | 6,504,007 | #NAME? | #NAME? | #NAME? |
| <b>Net Income</b>                | #NAME?    | #NAME? | #NAME? | #NAME? |
| <b>Actual Student Enrollment</b> |           |        | -      |        |

|                                                                                                                                        |                         |                                        |                                                   |                               |
|----------------------------------------------------------------------------------------------------------------------------------------|-------------------------|----------------------------------------|---------------------------------------------------|-------------------------------|
| *NOTE: Enrollment, Revenue and Expenditure Data IN the 'Total and Variance Analysis' Section is Based on LAST ACTUAL Quarter Completed | 5                       |                                        | P Y Actual (P Y                                   |                               |
|                                                                                                                                        | Original<br>Budget - TY | Actual<br>vs.<br>Original<br>Budget TY | TY / No. of<br>COMPLETED<br>Actual CY<br>Quarters | Actual CY<br>vs.<br>Actual PY |

| EXPENSES                                    |        | Quarter 0        |           |        |        |
|---------------------------------------------|--------|------------------|-----------|--------|--------|
|                                             |        | No. of Positions |           |        |        |
| <b>ADMINISTRATIVE STAFF PERSONNEL COSTS</b> |        |                  |           |        |        |
| Executive Management                        | #NAME? |                  | -         | #NAME? | #NAME? |
| Instructional Management                    | #NAME? |                  | 163,500   | #NAME? | #NAME? |
| Deans, Directors & Coordinators             | #NAME? |                  | 245,250   | #NAME? | #NAME? |
| CFO / Director of Finance                   | #NAME? |                  | -         | #NAME? | #NAME? |
| Operation / Business Manager                | #NAME? |                  | -         | #NAME? | #NAME? |
| Administrative Staff                        | #NAME? |                  | 197,000   | #NAME? | #NAME? |
| <b>TOTAL ADMINISTRATIVE STAFF</b>           | #NAME? |                  | 605,750   | #NAME? | #NAME? |
| <b>INSTRUCTIONAL PERSONNEL COSTS</b>        |        |                  |           |        |        |
| Teachers - Regular                          | #NAME? |                  | 1,476,299 | #NAME? | #NAME? |
| Teachers - SPED                             | #NAME? |                  | 309,020   | #NAME? | #NAME? |
| Substitute Teachers                         | #NAME? |                  | -         | #NAME? | #NAME? |
| Teaching Assistants                         | #NAME? |                  | -         | #NAME? | #NAME? |
| Specialty Teachers                          | #NAME? |                  | -         | #NAME? | #NAME? |
| Aides                                       | #NAME? |                  | 256,000   | #NAME? | #NAME? |
| Therapists & Counselors                     | #NAME? |                  | 158,340   | #NAME? | #NAME? |
| Other                                       | #NAME? |                  | 15,000    | #NAME? | #NAME? |
| <b>TOTAL INSTRUCTIONAL</b>                  | #NAME? |                  | 2,214,659 | #NAME? | #NAME? |
| <b>NON-INSTRUCTIONAL PERSONNEL COSTS</b>    |        |                  |           |        |        |
| Nurse                                       | #NAME? |                  | -         | #NAME? | #NAME? |
| Librarian                                   | #NAME? |                  | -         | #NAME? | #NAME? |
| Custodian                                   | #NAME? |                  | -         | #NAME? | #NAME? |
| Security                                    | #NAME? |                  | -         | #NAME? | #NAME? |
| Other                                       | #NAME? |                  | -         | #NAME? | #NAME? |
| <b>TOTAL NON-INSTRUCTIONAL</b>              | #NAME? |                  | -         | #NAME? | #NAME? |
| <b>SUBTOTAL PERSONNEL SERVICE COSTS</b>     | #NAME? |                  | 2,820,409 | #NAME? | #NAME? |
| <b>PAYROLL TAXES AND BENEFITS</b>           |        |                  |           |        |        |
| Payroll Taxes                               |        |                  | 609,575   | #NAME? | #NAME? |
| Fringe / Employee Benefits                  |        |                  | -         | #NAME? | #NAME? |
| Retirement / Pension                        |        |                  | 16,922    | #NAME? | #NAME? |
| <b>TOTAL PAYROLL TAXES AND BENEFITS</b>     |        |                  | 626,497   | #NAME? | #NAME? |
| <b>TOTAL PERSONNEL SERVICE COSTS</b>        | #NAME? |                  | 3,446,906 | #NAME? | #NAME? |
| <b>CONTRACTED SERVICES</b>                  |        |                  |           |        |        |
| Accounting / Audit                          |        |                  | 21,500    | #NAME? | #NAME? |
| Legal                                       |        |                  | 5,000     | #NAME? | #NAME? |
| Management Company Fee                      |        |                  | 977,752   | #NAME? | #NAME? |
| Nurse Services                              |        |                  | -         | #NAME? | #NAME? |
| Food Service / School Lunch                 |        |                  | 10,000    | #NAME? | #NAME? |
| Payroll Services                            |        |                  | 7,200     | #NAME? | #NAME? |
| Special Ed Services                         |        |                  | 5,000     | #NAME? | #NAME? |
| Titlement Services (i.e. Title I)           |        |                  | -         | #NAME? | #NAME? |
| Other Purchased / Professional / Consulting |        |                  | 218,315   | #NAME? | #NAME? |
| <b>TOTAL CONTRACTED SERVICES</b>            |        |                  | 1,244,767 | #NAME? | #NAME? |

**IOOL**

|                                                                                                                                        |                  |                                      |                                                               |                                |
|----------------------------------------------------------------------------------------------------------------------------------------|------------------|--------------------------------------|---------------------------------------------------------------|--------------------------------|
| <b>Total Revenue</b>                                                                                                                   | #NAME?           | #NAME?                               | #NAME?                                                        | #NAME?                         |
| <b>Total Expenses</b>                                                                                                                  | 6,504,007        | #NAME?                               | #NAME?                                                        | #NAME?                         |
| <b>Net Income</b>                                                                                                                      | #NAME?           | #NAME?                               | #NAME?                                                        | #NAME?                         |
| <b>Actual Student Enrollment</b>                                                                                                       |                  |                                      | -                                                             |                                |
| 5                                                                                                                                      |                  |                                      |                                                               |                                |
| *NOTE: Enrollment, Revenue and Expenditure Data IN the 'Total and Variance Analysis' Section is Based on LAST ACTUAL Quarter Completed |                  | <b>Actual vs. Original Budget TY</b> | <b>PY Actual (PY TY / No. of COMPLETED Actual CY Quarters</b> | <b>Actual CY vs. Actual PY</b> |
|                                                                                                                                        |                  |                                      |                                                               |                                |
| <b>SCHOOL OPERATIONS</b>                                                                                                               |                  |                                      |                                                               |                                |
| Board Expenses                                                                                                                         | -                | #NAME?                               | #NAME?                                                        | #NAME?                         |
| Classroom / Teaching Supplies & Materials                                                                                              | 35,000           | #NAME?                               | #NAME?                                                        | #NAME?                         |
| Special Ed Supplies & Materials                                                                                                        | 5,461            | #NAME?                               | #NAME?                                                        | #NAME?                         |
| Textbooks / Workbooks                                                                                                                  | 25,930           | #NAME?                               | #NAME?                                                        | #NAME?                         |
| Supplies & Materials other                                                                                                             | -                | #NAME?                               | #NAME?                                                        | #NAME?                         |
| Equipment / Furniture                                                                                                                  | 342,047          | #NAME?                               | #NAME?                                                        | #NAME?                         |
| Telephone                                                                                                                              | -                | #NAME?                               | #NAME?                                                        | #NAME?                         |
| Technology                                                                                                                             | 51,022           | #NAME?                               | #NAME?                                                        | #NAME?                         |
| Student Testing & Assessment                                                                                                           | 12,060           | #NAME?                               | #NAME?                                                        | #NAME?                         |
| Field Trips                                                                                                                            | 3,500            | #NAME?                               | #NAME?                                                        | #NAME?                         |
| Transportation (student)                                                                                                               | -                | #NAME?                               | #NAME?                                                        | #NAME?                         |
| Student Services - other                                                                                                               | 5,000            | #NAME?                               | #NAME?                                                        | #NAME?                         |
| Office Expense                                                                                                                         | 56,595           | #NAME?                               | #NAME?                                                        | #NAME?                         |
| Staff Development                                                                                                                      | 38,792           | #NAME?                               | #NAME?                                                        | #NAME?                         |
| Staff Recruitment                                                                                                                      | 15,000           | #NAME?                               | #NAME?                                                        | #NAME?                         |
| Student Recruitment / Marketing                                                                                                        | 10,000           | #NAME?                               | #NAME?                                                        | #NAME?                         |
| School Meals / Lunch                                                                                                                   | -                | #NAME?                               | #NAME?                                                        | #NAME?                         |
| Travel (Staff)                                                                                                                         | 3,000            | #NAME?                               | #NAME?                                                        | #NAME?                         |
| Fundraising                                                                                                                            | -                | #NAME?                               | #NAME?                                                        | #NAME?                         |
| Other                                                                                                                                  | 126,540          | #NAME?                               | #NAME?                                                        | #NAME?                         |
| <b>TOTAL SCHOOL OPERATIONS</b>                                                                                                         | 729,947          | #NAME?                               | #NAME?                                                        | #NAME?                         |
| <b>FACILITY OPERATION &amp; MAINTENANCE</b>                                                                                            |                  |                                      |                                                               |                                |
| Insurance                                                                                                                              | 41,769           | #NAME?                               | #NAME?                                                        | #NAME?                         |
| Janitorial                                                                                                                             | 12,000           | #NAME?                               | #NAME?                                                        | #NAME?                         |
| Building and Land Rent / Lease / Facility Finance Interest                                                                             | 720,000          | #NAME?                               | #NAME?                                                        | #NAME?                         |
| Repairs & Maintenance                                                                                                                  | 79,000           | #NAME?                               | #NAME?                                                        | #NAME?                         |
| Equipment / Furniture                                                                                                                  | -                | #NAME?                               | #NAME?                                                        | #NAME?                         |
| Security                                                                                                                               | -                | #NAME?                               | #NAME?                                                        | #NAME?                         |
| Utilities                                                                                                                              | 125,000          | #NAME?                               | #NAME?                                                        | #NAME?                         |
| <b>TOTAL FACILITY OPERATION &amp; MAINTENANCE</b>                                                                                      | 977,769          | #NAME?                               | #NAME?                                                        | #NAME?                         |
| <b>DEPRECIATION &amp; AMORTIZATION</b>                                                                                                 | 45,000           | #NAME?                               | #NAME?                                                        | #NAME?                         |
| <b>RESERVES / CONTINGENCY</b>                                                                                                          | 59,618           | #NAME?                               | #NAME?                                                        | #NAME?                         |
| <b>TOTAL EXPENSES</b>                                                                                                                  | <b>6,504,007</b> | #NAME?                               | #NAME?                                                        | #NAME?                         |
| <b>NET INCOME</b>                                                                                                                      | #NAME?           | #NAME?                               | #NAME?                                                        | #NAME?                         |

**IOOL**

|                           |           |        |        |        |
|---------------------------|-----------|--------|--------|--------|
| Total Revenue             | #NAME?    | #NAME? | #NAME? | #NAME? |
| Total Expenses            | 6,504,007 | #NAME? | #NAME? | #NAME? |
| Net Income                | #NAME?    | #NAME? | #NAME? | #NAME? |
| Actual Student Enrollment |           |        | -      |        |

|                                                                                                                                        |   |                                          |                       |                                                                    |                               |
|----------------------------------------------------------------------------------------------------------------------------------------|---|------------------------------------------|-----------------------|--------------------------------------------------------------------|-------------------------------|
| *NOTE: Enrollment, Revenue and Expenditure Data IN the 'Total and Variance Analysis' Section is Based on LAST ACTUAL Quarter Completed | S | Actual<br>vs.<br>Original<br>Budget - TY | Original<br>Budget TY | FY Actual (FY<br>TY / No. of<br>COMPLETED<br>Actual CY<br>Quarters | Actual CY<br>vs.<br>Actual PY |
|----------------------------------------------------------------------------------------------------------------------------------------|---|------------------------------------------|-----------------------|--------------------------------------------------------------------|-------------------------------|

|                                                                    |  |  |  |   |   |
|--------------------------------------------------------------------|--|--|--|---|---|
| <b>ENROLLMENT - *School Districts Are Linked To Above Entries*</b> |  |  |  |   |   |
| NYC CHANCELLOR'S OFFICE                                            |  |  |  | - | - |
| -                                                                  |  |  |  | - | - |
| -                                                                  |  |  |  | - | - |
| -                                                                  |  |  |  | - | - |
| -                                                                  |  |  |  | - | - |
| -                                                                  |  |  |  | - | - |
| -                                                                  |  |  |  | - | - |
| -                                                                  |  |  |  | - | - |
| -                                                                  |  |  |  | - | - |
| -                                                                  |  |  |  | - | - |
| -                                                                  |  |  |  | - | - |
| -                                                                  |  |  |  | - | - |
| -                                                                  |  |  |  | - | - |
| -                                                                  |  |  |  | - | - |
| -                                                                  |  |  |  | - | - |
| -                                                                  |  |  |  | - | - |
| -                                                                  |  |  |  | - | - |
| -                                                                  |  |  |  | - | - |
| ALL OTHER School Districts: ( Count = 0 )                          |  |  |  | - | - |
| <b>TOTAL ENROLLMENT</b>                                            |  |  |  | - | - |
| <b>REVENUE PER PUPIL</b>                                           |  |  |  | - | - |
| <b>EXPENSES PER PUPIL</b>                                          |  |  |  | - | - |



**Charter Schools Institute**  
The State University of New York

**Annual Report Requirement**  
*for SUNY Authorized Charter Schools*  
CANARSIE ASCEND LOWER SCHOOL  
**2015-16**

Administrative  
expenditures per pupil:

\$0.00

Per NYS Statute

Administrative expenditures per pupil: the sum of all general administration salaries and other general administration expenditures divided by the total number of enrolled students. Employee benefit costs or expenditures should not be reported here.

**\*NOTE: THIS TAB ONLY NEEDS TO BE COMPLETED FOR Q4**

# Required Form: 2014-15 Appendix E - Trustee Disclosure of Financial Interest Form

Created Sunday, November 01, 2015

<https://nysed.fluidsurveys.com/account/surveys/537586/responses/export/?collector=109126/s/Regents-Appendix-E-BOT-Form/1c>

## Page 1

Please open the link to this form using **Google Chrome** as your browser. Doing so will allow you to input your signature on page 2 of the form. Thank you.

### 1. TRUSTEE NAME

|              | First Name | Last Name |
|--------------|------------|-----------|
| Trustee Name | Amanda     | Craft     |

### 2. \*Your Home Address:

|                                         |            |
|-----------------------------------------|------------|
| 2. *Your Home Address:   Street Address | [REDACTED] |
| 2. *Your Home Address:   City/State     | [REDACTED] |
| 2. *Your Home Address:   Zip            | [REDACTED] |

### 3. \*Your Business Address

|                                            |            |
|--------------------------------------------|------------|
| 3. *Your Business Address   Street Address | [REDACTED] |
| 3. *Your Business Address   City/State     | [REDACTED] |
| 3. *Your Business Address   Zip            | [REDACTED] |

### 4. \*Daytime Phone Number:

[REDACTED]

### 5. \*E-mail Address:

[REDACTED]

6. I am a Trustee of a parent education corporation listed below which governs one or more charter schools.

*No, I am not.*

7. Select the name of the education corporation that operates a single charter school.

*CANARSIE ASCEND CS (SUNY TRUSTEES) 331800861033*

8. Select all positions you have held on the Board:

(check all that apply)

---

- Secretary
- 

9. Are you a trustee and also an employee of the school?

No

10. Are you a trustee and an employee or agent of the management company or institutional partner of the charter school?

No


11. Have you or any of your immediate family members or any persons who live with you in your house had an interest in or engaged in a transaction with the charter school during the time you have served on the board, and in the six-month period prior to such service?

No

12. Are you a member, director, officer or employee of an organization formally partnered with a school that is doing business with the charter school and in which such entity, during your tenure as a trustee, you and/or your immediate family member or person living in your house had a financial interest or relationship?

No

Signature of Trustee

Two handwritten signatures in black ink. The first signature is on the left and the second is on the right. Both are cursive and stylized.

**Thank you.**

# Required Form: 2014-15 Appendix E - Trustee Disclosure of Financial Interest Form

Created Tuesday, September 01, 2015

<https://nysed.fluidsurveys.com/account/surveys/537586/responses/export/?collector=109126/s/Regents-Appendix-E-BOT-Form/a7>

## Page 1

Please open the link to this form using **Google Chrome** as your browser. Doing so will allow you to input your signature on page 2 of the form. Thank you.

### 1. TRUSTEE NAME

|              | First Name | Last Name   |
|--------------|------------|-------------|
| Trustee Name | Stephanie  | Mauterstock |

### 2. \*Your Home Address:

|                                         |            |
|-----------------------------------------|------------|
| 2. *Your Home Address:   Street Address | [REDACTED] |
| 2. *Your Home Address:   City/State     | [REDACTED] |
| 2. *Your Home Address:   Zip            | [REDACTED] |

### 3. \*Your Business Address

|                                            |            |
|--------------------------------------------|------------|
| 3. *Your Business Address   Street Address | [REDACTED] |
| 3. *Your Business Address   City/State     | [REDACTED] |
| 3. *Your Business Address   Zip            | [REDACTED] |

### 4. \*Daytime Phone Number:

[REDACTED]

### 5. \*E-mail Address:

[REDACTED]

6. I am a Trustee of a parent education corporation listed below which governs one or more charter schools.

*No, I am not.*

7. Select the name of the education corporation that operates a single charter school.

*CANARSIE ASCEND CS (SUNY TRUSTEES) 331800861033*

8. Select all positions you have held on the Board:



(check all that apply)

---

• Chair/President

---

• Treasurer

9. Are you a trustee and also an employee of the school?

No

10. Are you a trustee and an employee or agent of the management company or institutional partner of the charter school?

No


11. Have you or any of your immediate family members or any persons who live with you in your house had an interest in or engaged in a transaction with the charter school during the time you have served on the board, and in the six-month period prior to such service?

No

12. Are you a member, director, officer or employee of an organization formally partnered with a school that is doing business with the charter school and in which such entity, during your tenure as a trustee, you and/or your immediate family member or person living in your house had a financial interest or relationship?

No

Signature of Trustee

A handwritten signature in black ink, consisting of a large, stylized 'S' followed by a vertical line and a horizontal line extending to the right.

**Thank you.**

# Required Form: 2014-15 Appendix E - Trustee Disclosure of Financial Interest Form

Created Monday, August 31, 2015

<https://nysed.fluidsurveys.com/account/surveys/537586/responses/export/?collector=109126/s/Regents-Appendix-E-BOT-Form/74>

## Page 1

Please open the link to this form using **Google Chrome** as your browser. Doing so will allow you to input your signature on page 2 of the form. Thank you.

### 1. TRUSTEE NAME

|              | First Name | Last Name  |
|--------------|------------|------------|
| Trustee Name | Christine  | Schlendorf |

### 2. \*Your Home Address:

|                                         |            |
|-----------------------------------------|------------|
| 2. *Your Home Address:   Street Address | [REDACTED] |
| 2. *Your Home Address:   City/State     | [REDACTED] |
| 2. *Your Home Address:   Zip            | [REDACTED] |

### 3. \*Your Business Address

|                                            |            |
|--------------------------------------------|------------|
| 3. *Your Business Address   Street Address | [REDACTED] |
| 3. *Your Business Address   City/State     | [REDACTED] |
| 3. *Your Business Address   Zip            | [REDACTED] |

### 4. \*Daytime Phone Number:

[REDACTED]

### 5. \*E-mail Address:

[REDACTED]

6. I am a Trustee of a parent education corporation listed below which governs one or more charter schools.

*No, I am not.*

7. Select the name of the education corporation that operates a single charter school.

*CANARSIE ASCEND CS (SUNY TRUSTEES) 331800861033*

8. Select all positions you have held on the Board:

(check all that apply)

- 
- Other, please specify...: Board Member
- 

9. Are you a trustee and also an employee of the school?

No

10. Are you a trustee and an employee or agent of the management company or institutional partner of the charter school?

No

11. Have you or any of your immediate family members or any persons who live with you in your house had an interest in or engaged in a transaction with the charter school during the time you have served on the board, and in the six-month period prior to such service?

No

12. Are you a member, director, officer or employee of an organization formally partnered with a school that is doing business with the charter school and in which such entity, during your tenure as a trustee, you and/or your immediate family member or person living in your house had a financial interest or relationship?

No

Signature of Trustee

Two handwritten signatures in black ink, one on the left and one on the right, both appearing to be cursive and somewhat stylized.

**Thank you.**

# Required Form: 2014-15 Appendix E - Trustee Disclosure of Financial Interest Form

Created Wednesday, October 28, 2015

<https://nysed.fluidsurveys.com/account/surveys/537586/responses/export/?collector=109126/s/Regents-Appendix-E-BOT-Form/4a>

## Page 1

Please open the link to this form using **Google Chrome** as your browser. Doing so will allow you to input your signature on page 2 of the form. Thank you.

### 1. TRUSTEE NAME

|              | First Name | Last Name |
|--------------|------------|-----------|
| Trustee Name | Lisa       | Smith     |

### 2. \*Your Home Address:

|                                         |            |
|-----------------------------------------|------------|
| 2. *Your Home Address:   Street Address | [REDACTED] |
| 2. *Your Home Address:   City/State     | [REDACTED] |
| 2. *Your Home Address:   Zip            | [REDACTED] |

### 3. \*Your Business Address

|                                            |            |
|--------------------------------------------|------------|
| 3. *Your Business Address   Street Address | [REDACTED] |
| 3. *Your Business Address   City/State     | [REDACTED] |
| 3. *Your Business Address   Zip            | [REDACTED] |

### 4. \*Daytime Phone Number:

[REDACTED]

### 5. \*E-mail Address:

[REDACTED]

6. I am a Trustee of a parent education corporation listed below which governs one or more charter schools.

*No, I am not.*

7. Select the name of the education corporation that operates a single charter school.

*CANARSIE ASCEND CS (SUNY TRUSTEES) 331800861033*

8. Select all positions you have held on the Board:

(check all that apply)

- 
- Parent Representative
- 

9. Are you a trustee and also an employee of the school?

*No*

10. Are you a trustee and an employee or agent of the management company or institutional partner of the charter school?

No

11. Have you or any of your immediate family members or any persons who live with you in your house had an interest in or engaged in a transaction with the charter school during the time you have served on the board, and in the six-month period prior to such service?

No

12. Are you a member, director, officer or employee of an organization formally partnered with a school that is doing business with the charter school and in which such entity, during your tenure as a trustee, you and/or your immediate family member or person living in your house had a financial interest or relationship?

No

Signature of Trustee

A handwritten signature in black ink, appearing to read "Lisa Smith". The signature is written in a cursive style with a large initial "L" and "S".

**Thank you.**





# Appendix F: BOT Membership Table

Last updated: 07/27/2015

## Page 1

### 1. Current Board Member Information

|    | Trustee Name          | Email Address | Committee Affiliation(s) | Voting Member? (Y/N) | Area of Expertise, and/or Additional Role and School (parent, staff member, etc.) | Number of Terms Served and Length of Each (Include election date and term expiration) |
|----|-----------------------|---------------|--------------------------|----------------------|-----------------------------------------------------------------------------------|---------------------------------------------------------------------------------------|
| 1  | Stephanie Mauterstock | [REDACTED]    | Chair/Board President    | Yes                  |                                                                                   | 06/2015-06/2016                                                                       |
| 2  | Kathleen Quirk        | [REDACTED]    | Treasurer                | Yes                  |                                                                                   | 06/2015-06/2016                                                                       |
| 3  | Amanda Craft          | [REDACTED]    | Secretary                | Yes                  |                                                                                   | 06/2015-06/2016                                                                       |
| 4  | Christine Schlendorf  | [REDACTED]    | Trustee/Member           | Yes                  |                                                                                   | 06/2015-06/2016                                                                       |
| 5  |                       |               |                          |                      |                                                                                   |                                                                                       |
| 6  |                       |               |                          |                      |                                                                                   |                                                                                       |
| 7  |                       |               |                          |                      |                                                                                   |                                                                                       |
| 8  |                       |               |                          |                      |                                                                                   |                                                                                       |
| 9  |                       |               |                          |                      |                                                                                   |                                                                                       |
| 10 |                       |               |                          |                      |                                                                                   |                                                                                       |
| 11 |                       |               |                          |                      |                                                                                   |                                                                                       |
| 12 |                       |               |                          |                      |                                                                                   |                                                                                       |
| 13 |                       |               |                          |                      |                                                                                   |                                                                                       |
| 14 |                       |               |                          |                      |                                                                                   |                                                                                       |
| 15 |                       |               |                          |                      |                                                                                   |                                                                                       |
| 16 |                       |               |                          |                      |                                                                                   |                                                                                       |
| 17 |                       |               |                          |                      |                                                                                   |                                                                                       |
| 18 |                       |               |                          |                      |                                                                                   |                                                                                       |
| 19 |                       |               |                          |                      |                                                                                   |                                                                                       |
| 20 |                       |               |                          |                      |                                                                                   |                                                                                       |

### 2. Total Number of Members Joining Board during the 2014-15 school year

0

**3. Total Number of Members Departing the Board during the 2014-15 school year**

1

**4. According to the School's by-laws, what is the maximum number of trustees that may comprise the governing board?**

21

**5. How many times did the Board meet during the 2014-15 school year?**

10

**6. How many times will the Board meet during the 2015-16 school year?**

12

**Thank you.**

## Appendix H: Enrollment and Retention Efforts, Canarsie Ascend Charter School

### *Recruitment and Retention of SPED Students*

At Ascend Learning, we are committed to closing the achievement gap for each and every child, including every student with special needs. We are committed to ensuring that students with special needs make dramatic academic, independence, and self-advocacy gains. Our approach to serving students with special needs is grounded in our mission of preparing all students for college.

#### Recruitment:

In our marketing efforts, the school works closely with the district Committee on Special Education (CSE) offices to reach out to all student populations, distributing promotional materials to childcare centers (including Head Start facilities) with SPED populations, early intervention programs, doctors' offices, the Brooklyn Early Childhood Direction Center, and other community agencies that serve children with disabilities. All marketing materials include explicit language stating that Canarsie Ascend Charter School welcomes special education students. Ascend Learning also plans to invite heads of local Head Start facilities and CSEs to a special breakfast presentation about the school's program. Using such a strategy, the school has attracted students with special needs in percentages comparable to the resident Community School District.

As part of the admissions process, all families are asked how they heard about the school, and the school tracks such referrals as a proxy for recruitment data on potential students with disabilities.

In each year of operation, the school has attracted more special education students than in the previous year as we have expanded by one grade each year.

As an example of our outreach efforts, in the 2014-2015 school year, the director of student services and the director of school operations participated in an outreach event by Resources for Children with Special needs where parents were able to learn about Ascend's special education programs and gather relevant marketing materials and submit applications.

#### Retention:

Faculty and staff at Canarsie Ascend Charter School embrace students with special needs with the same enthusiasm they apply to all scholars at the school, communicating with words and actions appreciation, respect, and unfailing support. Faculty and staff communicate regularly with all parents via e-mail and phone, and at parent-teacher conferences and school events. Special meetings with parents of children with special needs (to discuss placement, changes of services, progress, and the like) provides additional opportunities for faculty and staff to gauge parental satisfaction and respond to any concerns—before they escalate to the point of a student's withdrawal.

Ascend's goal is to ensure that all scholars obtain a substantive and quality education regardless of their individual impediments or language requirements. We aim to meet these goals by offering a remedial program for both English and math, supplemental evidence-based instruction, a longer school year and several support settings including co-teaching.

Schools across the Ascend network have implemented a Response to Intervention Approach, which is a multi-tiered model. This means that each RTI tier provides more intensive support than the tier before it. Struggling students are provided additional support beyond what is provided in class, though they will continue to attend their main subject classes while they receive this extra help. Student progress will be monitored regularly by teachers, and support staff if appropriate, to ensure

they show improvement toward meeting grade-level standards. Changes to the frequency, time, or intensity of the intervention depend on students' individual needs and progress, and are reassessed regularly.

In the 2012-2013 school year, the Ascend Learning student support team created a special education parent group that has met several times across all schools in the Ascend network, including Canarsie Ascend. The purposes of the group were support and education. Session topics have included Understanding Your Child's IEP, Knowing Your Child's Disability, and The Evaluation Process: What Does This Testing Really Mean?

Further, the Ascend network has expanded its Integrated Co-Teaching Model (ICT) to accommodate increasing student need. ICT is an integrated service through which students with disabilities are educated with age appropriate peers in the general education classroom. It provides students the opportunity to be educated alongside their non-disabled peers with the full-time support of a special education teacher throughout the day to assist in adapting and modifying instruction. Students with disabilities are able to receive intervention throughout the school day in real time, eliminating learning gaps from forming in the first place. The general education students also benefit from smaller group instruction and modification throughout the day.

The culture at Canarsie Ascend is one of caring and compassion, such that students will value one another's differences, cheer for their peers who are struggling, and celebrate progress. All students are regarded as scholars and treated as such. No one is exempt from high expectations. Students who might otherwise be consigned to separate offerings and held to a lesser standard thrive with a program that builds their knowledge systematically. This powerful culture of achievement for *all* and emphasis on teamwork and sense of family have contributed to extremely low attrition rates at Canarsie Ascend.

Canarsie Ascend Charter School carefully tracks student performance and persistence. The school reports to the board of trustees on adherence to special education and other enrollment targets. The board monitors such data and holds the school's leadership team accountable for meeting the needs of students with identified special needs. The board currently conducts outreach and follow-up to families who withdraw their children from the school to determine why they elected to withdraw. While some student attrition results inevitably from family mobility, the trustees focus especially on families who indicate that they are withdrawing their children from the school because of dissatisfaction. The school documents all such reports, board discussions, and follow-up activities, and keeps these records on file for at least the full charter period. This documentation guides school leaders in adjusting their strategies should they experience difficulty meeting their enrollment targets; it also helps them identify patterns or trends in enrollment and attrition.

The school's most effective recruitment and retention tool is our parent body. The school closely works with parents to ensure they are getting the support they need, and that they are satisfied with the education and services that their children are receiving. Evidence of parent satisfaction and parent demand can be seen in our annually rolling wait list. As of July 29, 2015 Canarsie Ascend has a waiting list of 847 students for the 2015-2016 school year.

#### *Recruitment and Retention of ELL Students*

The school has all marketing materials translated into Spanish, and has a native speaker available at the school, which fosters inclusion of our non-English-speaking families, and helps to integrate the school more fully in the life of the community. All marketing materials include explicit language stating that Canarsie Ascend Charter School does not discriminate against English language learners.

The school employs an outreach strategy to cultivate relationships with businesses and other organizations serving minority language communities in the district. For example, the school targets stores that are owned by members of minority-language communities or are frequented by non-English speakers, e.g., ethnic grocery stores and restaurants, as well as churches and daycare centers that serve minority-language populations. The school drops off and distributes dual-language flyers at these locations. The school documents all outreach efforts.

As described above, the school’s strong culture of achievement, respect, and compassion enfolds all students—including English language learners—in a powerful embrace, which we believe is one factor that has a positive impact on our retention rate. As noted, faculty and staff communicate regularly with all parents via e-mail and phone and at parent-teacher conferences and school events. Special meetings with parents of English language learners (to discuss placement, progress, and any issues) provide additional opportunities for faculty and staff to gauge parental satisfaction and respond proactively to any concerns.

The most powerful means of attracting and retaining English language learners, of course, is providing a program that helps students develop English language skills reliably and within a reasonable amount of time.

*Recruitment and Retention: FRPL*

As shown in the table below, Canarsie Ascend Charter School serves a similar proportion of students who are eligible for free or reduced price lunch as that of the community school district in which the school is located. As a result, the school will not make any additions to its current student recruitment strategies to attract more students who are eligible applicants for the free and reduced price lunch program. According to school records, 74 percent of Canarsie Ascend students applied for free or reduced price lunch in the 2014-2015 school year.

| FRPL                                     |     |
|------------------------------------------|-----|
| Canarsie Ascend (2014-2015)              | 72% |
| Community School District 23 (2014-2015) | 82% |



# Appendix I: Teacher and Administrator Attrition

Last updated: 07/28/2015

Report changes in teacher and administrator staffing.

Page 1

Charter School Name:

## Instructions for completing the Teacher and Administrator Attrition Tables

ALL charter schools should provide, for teachers and administrators only, the full time equivalent (FTE) of staff on June 30, 2014, the FTE for added staff from July 1, 2014 through June 30, 2015, and the FTE for any departed staff from July 1, 2014 through June 30, 2015 using the two tables provided.

### 2013-14 Teacher Attrition Table

|  | FTE Teachers on June 30, 2014 | FTE Teachers Additions 7/1/14 – 6/30/15 | FTE Teacher Departures 7/1/14 – 6/30/15 |
|--|-------------------------------|-----------------------------------------|-----------------------------------------|
|  | 18                            | 11                                      | 5                                       |

### 2013-14 Administrator Position Attrition Table

|  | FTE Administrator Positions On 6/30/2014 | FTE Administrator Additions 7/1/14 – 6/30/15 | FTE Administrator Departures 7/1/14 – 6/30/15 |
|--|------------------------------------------|----------------------------------------------|-----------------------------------------------|
|  | 3                                        | 4                                            | 3                                             |

Thank you