



# Entry 1 School Information

Last updated: 08/01/2016

Please be advised that you will need to complete this cover page (including signatures) before all of the other tasks assigned to you by your authorizer are visible on your task page. While completing this task, please ensure that you select the correct authorizer or you may not be assigned the correct tasks.

## Page 1

### **a. SCHOOL NAME AND BEDS#**

(Select name from the drop down menu)

BRONX CS FOR EXCELLENCE (SUNY TRUSTEES) 321100860859

### **b. CHARTER AUTHORIZER**

(For technical reasons, please re-select authorizer name from the drop down menu).

SUNY-Authorized Charter School

### **c. DISTRICT / CSD OF LOCATION**

NYC CSD 11

### **d1. SCHOOL INFORMATION**

	PRIMARY ADDRESS	PHONE NUMBER	FAX NUMBER	EMAIL ADDRESS
	1960 Benedict Avenue Bronx NY 10462	718-828-7301	718-828-7302	

### **d2. PHONE CONTACT NUMBER FOR AFTER HOURS EMERGENCIES**

Contact Name	Charlene Reid
Title	Chief Executive Officer

Emergency Phone Number (###-###-####)

718-644-5908

**e. SCHOOL WEB ADDRESS (URL)**

[www.bronxexcellence.org](http://www.bronxexcellence.org)

**f. DATE OF INITIAL CHARTER**

07/2003

**g. DATE FIRST OPENED FOR INSTRUCTION**

08/2004

**i. TOTAL ENROLLMENT ON JUNE 30, 2016**

773

**j. GRADES SERVED IN SCHOOL YEAR 2015-16**

Check all that apply

Grades Served

K, 1, 2, 3, 4, 5, 6, 7

**k1. DOES THE SCHOOL CONTRACT WITH A CHARTER OR EDUCATIONAL MANAGEMENT ORGANIZATION?**

Yes

**k2. NAME OF CMO/EMO AND ADDRESS**

NAME OF CMO/EMO

Excellence Community Schools Inc.

PHYSICAL STREET ADDRESS

2090 7th Ave, Suite 605

CITY

New York

STATE	NY
ZIP CODE	10027
EMAIL ADDRESS	(No response)

## Page 2

### I1. FACILITIES

Does the school maintain or operate multiple sites?

	Yes, 2 sites
--	--------------

### I2. SCHOOL SITES

Please list the sites where the school will operate for the upcoming school year.

	Physical Address	Phone Number	District/CSD	Grades Served at Site	School at Full Capacity at Site	Facilities Agreement
Site 1 (same as primary site)	1960 Benedict Avenue Bronx NY 10462	718-828-7301	BRONX (TOTAL)	K-4	Yes	Own
Site 2	1804 Holland Avenue Bronx NY 10462	718-892-1276	BRONX (TOTAL)	5-8	Yes	Rent/Lease
Site 3						

#### I2a. Please provide the contact information for Site 1.

	Name	Work Phone	Alternate Phone	Email Address
School Leader	Adije Okpo	718-828-7301	347-482-4511	<a href="mailto:aokpo@bronxexcellence.org">aokpo@bronxexcellence.org</a>
Operational Leader	Monica Rios	718-828-7301	347-290-8033	<a href="mailto:mrrios@bronxexcellence.org">mrrios@bronxexcellence.org</a>
Compliance Contact	Monica Rios	718-828-7301	347-290-8033	<a href="mailto:mrrios@bronxexcellence.org">mrrios@bronxexcellence.org</a>
				<a href="mailto:aokpo@bronxexcellence.org">aokpo@bronxexcellence.org</a>

Complaint Contact	Adije Okpo	718-828-7301	347-482-4511	<a href="http://ence.org">ence.org</a>
-------------------	------------	--------------	--------------	--

### 13. Please provide the contact information for Site 2.

	Name	Work Phone	Alternate Phone	Email Address
School Leader	Charlene Reid	718-892-1276	718-644-5908	<a href="mailto:creid@bronxexcellence.org">creid@bronxexcellence.org</a>
Operational Leader	Monica Rios	718-828-7301	347-290-8033	<a href="mailto:mrrios@bronxexcellence.org">mrrios@bronxexcellence.org</a>
Compliance Contact	Monica Rios	718-828-7301	347-290-8033	<a href="mailto:mrrios@bronxexcellence.org">mrrios@bronxexcellence.org</a>
Complaint Contact	Charlene Reid	718-892-1276	718-644-5908	<a href="mailto:creid@bronxexcellence.org">creid@bronxexcellence.org</a>

## Page 3

**n1. Were there any revisions to the school's charter during the 2015-16 school year? (Please include approved or pending material and non-material charter revisions).**

No

### **o. Name and Position of Individual(s) Who Completed the 2015-16 Annual Report.**


Charlene Reid, CEO; Aleisha Rodriguez, Principal; Adije Okpo, Assistant Principal; Monica Rios, Regional Director of School Operations

**p. Our signatures below attest that all of the information contained herein is truthful and accurate and that this charter school is in compliance with all aspects of its charter, and with all pertinent Federal, State, and local laws, regulations, and rules. We understand that if any information in any part of this report is found to have been deliberately misrepresented, that will constitute grounds for the revocation of our charter. Check **YES** if you agree and then use the mouse on your PC or the stylist on your mobile device to sign your name).**

**Responses Selected:**

Yes

**Signature, Head of Charter School**

A handwritten signature in black ink, appearing to be 'Chr.' with a period at the end.

**Signature, President of the Board of Trustees**

A handwritten signature in black ink, appearing to be 'Stacy Lamm'.

**Date**

2016/08/01

**Thank you.**



# Entry 2 Link

Last updated: 08/01/2016

---

## Page 1

### **1. NEW YORK STATE REPORT CARD**

**Provide a direct URL or web link to the most recent New York State School Report Card for the charter school (See <https://reportcards.nysed.gov/>).**

(Charter schools completing year one will not yet have a School Report Card or link to one. Please type "URL is not available" in the space provided).

<https://data.nysed.gov/profile.php?instid=800000056707>



# Entry 4 Expenditures per Child

Last updated: 08/01/2016

## Page 1

### Financial Information

This information is required of ALL charter schools. Provide the following measures of fiscal performance of the charter school in Appendix B (Total Expenditures and Administrative Expenditures Per Child):

#### 1. Total Expenditures Per Child

To calculate **'Total Expenditures per Child'** take total expenditures (from the unaudited 2015-16 Schedule of Functional Expenses) and divide by the year end FTE student enrollment. (Integers Only. No dollar signs or commas).

**Note:** The information on the Schedule of Functional Expenses on pages 41-43 of the Audit Guide can help schools locate the amounts to use in the two per pupil calculations: <http://www.p12.nysed.gov/psc/AuditGuide.html>

Line 1: Total Expenditures	8196849
Line 2: Year End FTE student enrollment	772
Line 3: Divide Line 1 by Line 2	10618

#### 2. Administrative Expenditures per Child

To calculate **'Administrative Expenditures per Child'** To calculate "Administrative Expenditures per Child" first *add* together the following:

1. Take the relevant portion from the 'personnel services cost' row and the 'management and general' column (from the unaudited 2015-16 Schedule of Functional Expenses)
2. Any contracted administrative/management fee paid to other organizations or corporations
3. Take the total from above and divide it by the year-end FTE enrollment. The relevant portion that must be included in this calculation is defined as follows:

Administrative Expenditures: Administration and management of the charter school includes the activities and personnel of the offices of the chief school officer, the finance or business offices, school operations personnel, data management and reporting, human resources, technology, etc. It also includes those administrative and management services provided by other organizations or corporations on behalf of the charter school for which the charter school pays a fee or other compensation. Do not include the FTE of personnel whose role is to directly support the instructional program.

**Notes:**

***The information on the Schedule of Functional Expenses on pages 41-43 of the Audit Guide can help schools locate the amounts to use in the two per pupil calculations:***

***<http://www.p12.nysed.gov/psc/AuditGuide.html>.***

**Employee benefit costs or expenditures should not be reported in the above calculations.**

Line 1: Relevant Personnel Services Cost (Row)	693624
Line 2: Management and General Cost (Column)	1026765
Line 3: Sum of Line 1 and Line 2	1720389
Line 5: Divide Line 3 by the Year End FTE student enrollment	2228

***Thank you.***





## GENERAL INSTRUCTIONS FOR ANNUAL BUDGET/QUARTERLY REPORT

### TEMPLATE TABS


#### 1- GRAY tab contains the Instructions


<a href="#">Instructions</a>	Provides description of tabs and input requirements.
<a href="#">Funding by District</a>	Charter School Tuition Rates


#### 2- BLUE tabs require input of information

<a href="#">1.) Name of School</a>	>Select school name from list. >Enter contact information.
<a href="#">2.) Enrollment</a>	Enter enrollment information for Annual Budget (& Revisions) and Quarterly Actuals. Includes: >Enrollment by Grade >Enrollment by District
<a href="#">3.) Staffing Plan</a>	Enter staffing plan information for Annual Budget (& Revisions) and Quarterly Actuals. Includes: >Full Time Equivalent (FTE), by Position Category, By Quarter
<a href="#">4.) Yearly Budget</a>	Enter Yearly Budget information. Includes: >"Pior Year" column may be completed based upon preliminary data, and adjusted with Annual Audited data when the Quarter 2 Actuals are being submitted. (Note: Quarterly Revenue allocation may be set) >Budgeted Enrollment data and Per Pupil Revenue for the current year are populated based upon input on tab "2.) Enrollment." >Budgeted FTE for current year is populated based upon input on tab "3.) Staffing Plan." >All other sources of revenue >All expenses >Budget Revisions, as necessary and <i>approved</i> by the school's Board of Directors, should be submitted when submitting Quarterly Actuals.
<a href="#">5.) Balance Sheet</a>	Enter Balance Sheet information for EdCorps. Separate schools merged into a primary EdCorp should NOT use this tab. >"Pior Year" column may be completed based upon preliminary data, and adjusted with Annual Audited data when the Quarter 2 Actuals are being submitted.
<a href="#">6.) Quarterly Report</a>	Enter Actual Quarterly Report information . Includes: >Actual Enrollment data and Per Pupil Revenue for the current year are populated based upon input on tab "2.) Enrollment." >Actual FTE for current year is populated based upon input on tab "3.) Staffing Plan." >All other sources of revenue >All expenses
<a href="#">7.) Annual Report Requirement</a>	Complete when submitting Actual Quarter 4.

### CELL COLORS & GUIDANCE COMMENTS

 = Enter information into the light BLUE shaded cells.

 = Cells labeled in ORANGE containe guidance regarding the input of information.

 = Cells containing RED triangles in the upper right corner contain "guidance comments" on that particular line item. Please "mouse-over" the triangle to reveal each comment.

**Charter Funding Alphabetical By NYS School District**  
**\* (Sum of Charter School Basic Tuition and Supplemental Basic Tuition)**

<b>District Code</b>	<b>School District Name</b>	<b>Final 2015-16 Basic Tuition*</b>	<b>Final 2016-17 Basic Tuition*</b>
--------------------------	-----------------------------	---	---



## ANNUAL BUDGET & QUARTERLY REPORT TEMPLATE

### Bronx Charter School for Excellence

#### SCHOOL

<b>Name:</b>	Bronx Charter School for Excellence
--------------	-------------------------------------

#### CONTACT INFORMATION

<b>Contact Name:</b>	Charlene Reid
<b>Contact Title:</b>	Executive Director
<b>Contact Email:</b>	creid@bronxexcellence.org
<b>Contact Phone:</b>	718-828-7301

#### REPORT PERIOD

<b>Current Academic Year:</b>	2016-17
<b>Prior Academic Year:</b>	Err:508

ENROLLMENT BY GRADES								
GRADES	K	1	2	3	4	5	6	7
INITIAL BUDGETED ENROLLMENT	90	90	90	90	90	90	90	90
TOTAL ENROLLMENT = 810								

		ANNUAL BUDGET						
	PRIOR YEAR	TOTAL DISTRICTS/ENROLLMENT BY QUARTER						
	ACTUAL	QUARTER 1		QUARTER 2		QUARTER 3		QUAR
		Original	Revised	Original	Revised	Original	Revised	Original
NUMBER OF SCHOOL DISTRICTS ENROLLED:	1	1	0	1	0	1	0	1
NUMBER OF STUDENTS ENROLLED:	771.85	810	0	810	0	810	0	810

		PRIOR YEAR	ENROLLMENT BY QUARTER							
		Err:508	QUARTER 1		QUARTER 2		QUARTER 3		QUAR	
PRIMARY/OTHER	DISTRICT NAME(S)	Actual Enrollment	Original Budgeted Enrollment	Revised Budgeted Enrollment	Original Budgeted Enrollment	Revised Budgeted Enrollment	Original Budgeted Enrollment	Revised Budgeted Enrollment	Original Budgeted Enrollment	
PRIMARY District	NYC CHANCELLOR'S OFFICE	771.85	810		810		810		810	
SECONDARY District	(Select from drop-down list) →									

[illegible]

8	9	10	11	12
90				

	<b>ACTUAL QUARTERLY TOTAL DISTRICTS/ENROLLMENT</b>			
<b>TER 4</b>	<b>QUARTER 1</b>	<b>QUARTER 2</b>	<b>QUARTER 3</b>	<b>QUARTER 4</b>
<i>Revised</i>	Actual	Actual	Actual	Actual
0	0	0	0	0
0	0	0	0	0
<i>Column(s) for the</i>				
	<b>ACTUAL ENROLLMENT BY QUARTER</b>			
<b>TER 4</b>	<b>QUARTER 1</b>	<b>QUARTER 2</b>	<b>QUARTER 3</b>	<b>QUARTER 4</b>
<i>Revised</i> Budgeted Enrollment	Actual Enrollment	Actual Enrollment	Actual Enrollment	Actual Enrollment

## STAFFING PLAN - F

**\*NOTE:** Enter the number of FTE positions in the "blue" cells.

**\*NOTE:** If there are NO budget revisions at the time of quarterly submittal leave the "REVISED" column blank. If budget revisions ARE made, the entire "REVISED" budget columns for the affected

ADMINISTRATIVE PERSONNEL FTE		ANNUAL BUDGETED FTE				
PRIOR YEAR		Q1		Q2		Q3
Err:508						
ACTUAL		Original	Revised	Original	Revised	Original
Executive Management						
Instructional Management		4.0		4.0		4.0
Deans, Directors & Coordinators		1.0		1.0		1.0
CFO / Director of Finance						
Operation / Business Manager						
Administrative Staff		4.0		4.0		4.0
TOTAL ADMINISTRATIVE STAFF		9.0	0.0	9.0	0.0	9.0
0.0						

INSTRUCTIONAL PERSONNEL FTE		ANNUAL BUDGETED FTE				
PRIOR YEAR		Q1		Q2		Q3
Err:508						
ACTUAL		Original	Revised	Original	Revised	Original
Teachers - Regular		34.0		34.0		34.0
Teachers - SPED		10.0		10.0		10.0
Substitute Teachers						
Teaching Assistants		19.0		19.0		19.0
Specialty Teachers		8.0		8.0		8.0
Aides						
Therapists & Counselors		2.0		2.0		2.0
Other						
TOTAL INSTRUCTIONAL		73.0	0.0	73.0	0.0	73.0
0.0						

NON-INSTRUCTIONAL PERSONNEL FTE		ANNUAL BUDGETED FTE				
PRIOR YEAR		Q1		Q2		Q3
Err:508						
ACTUAL		Original	Revised	Original	Revised	Original
Nurse						
Librarian						
Custodian		2.0		2.0		2.0
Security						
Other						
TOTAL NON-INSTRUCTIONAL		2.0	0.0	2.0	0.0	2.0
0.0						

TOTAL PERSONNEL SERVICE FTE		84.0	0.0	84.0	0.0	84.0
0.0						

**3 SCHOOL FOR EXCELLENCE  
2016-17**

**FULL TIME EQUIVALENT ("FTE")**

**\*NOTE:** Enter the number of FTE positions in the "blue" cells.

he 'REVISED' Column(s) COMPLETELY BLANK, the quarter(s) must be completed on tabs 2, 3

**\*NOTE:** Each quarter, the actual FTE should be input.

ADMINISTRATIVE PERSONNEL FTE				ACTUAL QUARTERLY FTE			
	3	Q4		Q1	Q2	Q3	Q4
	Revised	Original	Revised	Actual	Actual	Actual	Actual
Executive Management							
Instructional Management		4.0					
Deans, Directors & Coordinators		1.0					
CFO / Director of Finance							
Operation / Business Manager							
Administrative Staff		4.0					
TOTAL ADMINISTRATIVE STAFF	0.0	9.0	0.0	0.0	0.0	0.0	0.0

INSTRUCTIONAL PERSONNEL FTE				ACTUAL QUARTERLY FTE			
	3	Q4		Q1	Q2	Q3	Q4
	Revised	Original	Revised	Actual	Actual	Actual	Actual
Teachers - Regular		34.0					
Teachers - SPED		10.0					
Substitute Teachers							
Teaching Assistants		19.0					
Specialty Teachers		8.0					
Aides							
Therapists & Counselors		2.0					
Other							
TOTAL INSTRUCTIONAL	0.0	73.0	0.0	0.0	0.0	0.0	0.0

NON-INSTRUCTIONAL PERSONNEL FTE				ACTUAL QUARTERLY FTE			
	3	Q4		Q1	Q2	Q3	Q4
	Revised	Original	Revised	Actual	Actual	Actual	Actual
Nurse							
Librarian							
Custodian		2.0					
Security							
Other							
TOTAL NON-INSTRUCTIONAL	0.0	2.0	0.0	0.0	0.0	0.0	0.0

TOTAL PERSONNEL SERVICE FTE	0.0	84.0	0.0	0.0	0.0	0.0	0.0
-----------------------------	-----	------	-----	-----	-----	-----	-----







**BRONX CHARTER SCHOOL FOR EXCELL**  
**Budget / Operating Plan**  
**2016-17**

<b>Total Revenue</b>	-	#NAME?	#NAME?	#NAME?	#NAME?	#NAME?	#NAME?	#NAME?
<b>Total Expenses</b>	-	2,310,976	#NAME?	#NAME?	2,615,065	#NAME?	#NAME?	2,597,710
<b>Net Income</b>	-	#NAME?	#NAME?	#NAME?	#NAME?	#NAME?	#NAME?	#NAME?
<b>Actual Student Enrollment</b>	772	810	-	-	810	-	-	810
	<b>Prior Year Actual</b>	<b>1st Quarter - 7/1 - 9/30</b>			<b>2nd Quarter - 10/1 - 12/31</b>			<b>3rd Quarter - 1/1 - 3/31</b>
	<b>Err:508</b>	<b>Original Budget</b>	<b>Revised Budget</b>	<b>Variance</b>	<b>Original Budget</b>	<b>Revised Budget</b>	<b>Variance</b>	<b>Original Budget</b>
<b>EXPENSES</b>								
<b>ADMINISTRATIVE STAFF PERSONNEL COSTS</b>	<b>Avg. No. of Positions</b>							
Executive Management	-			#NAME?			#NAME?	
Instructional Management	4.00	129,682		#NAME?	129,682		#NAME?	129,682
Deans, Directors & Coordinators	1.00	21,876		#NAME?	21,876		#NAME?	21,876
CFO / Director of Finance	-			#NAME?			#NAME?	
Operation / Business Manager	-			#NAME?			#NAME?	
Administrative Staff	4.00	45,883		#NAME?	45,883		#NAME?	45,883
<b>TOTAL ADMINISTRATIVE STAFF</b>	<b>9.00</b>	- 197,441	-	#NAME?	197,441	-	#NAME?	197,441
<b>INSTRUCTIONAL PERSONNEL COSTS</b>								
Teachers - Regular	34.00	449,191		#NAME?	561,489		#NAME?	561,489
Teachers - SPED	10.00	134,370		#NAME?	167,963		#NAME?	167,963
Substitute Teachers	-			#NAME?			#NAME?	
Teaching Assistants	19.00	175,260		#NAME?	219,076		#NAME?	219,076
Specialty Teachers	8.00	118,250		#NAME?	147,812		#NAME?	147,812
Aides	-			#NAME?			#NAME?	
Therapists & Counselors	2.00	35,085		#NAME?	43,857		#NAME?	43,857
Other	-			#NAME?			#NAME?	
<b>TOTAL INSTRUCTIONAL</b>	<b>73.00</b>	- 912,157	-	#NAME?	1,140,196	-	#NAME?	1,140,196
<b>NON-INSTRUCTIONAL PERSONNEL COSTS</b>								
Nurse	-			#NAME?			#NAME?	
Librarian	-			#NAME?			#NAME?	
Custodian	2.00	20,981		#NAME?	20,981		#NAME?	20,981
Security	-			#NAME?			#NAME?	
Other	-			#NAME?			#NAME?	
<b>TOTAL NON-INSTRUCTIONAL</b>	<b>2.00</b>	- 20,981	-	#NAME?	20,981	-	#NAME?	20,981
<b>SUBTOTAL PERSONNEL SERVICE COSTS</b>	<b>84.00</b>	- 1,130,579	-	#NAME?	1,358,618	-	#NAME?	1,358,618
<b>PAYROLL TAXES AND BENEFITS</b>								
Payroll Taxes		94,337		#NAME?	117,922		#NAME?	117,922
Fringe / Employee Benefits		155,035		#NAME?	155,035		#NAME?	155,035
Retirement / Pension		-		#NAME?	-		#NAME?	-
<b>TOTAL PAYROLL TAXES AND BENEFITS</b>		- 249,373	-	#NAME?	272,957	-	#NAME?	272,957
<b>TOTAL PERSONNEL SERVICE COSTS</b>	<b>84.00</b>	- 1,379,952	-	#NAME?	1,631,575	-	#NAME?	1,631,575
<b>CONTRACTED SERVICES</b>								
Accounting / Audit		34,167		#NAME?	34,167		#NAME?	34,167
Legal		1,326		#NAME?	1,326		#NAME?	1,326
Management Company Fee		399,652		#NAME?	399,652		#NAME?	399,652
Nurse Services				#NAME?			#NAME?	
Food Service / School Lunch				#NAME?			#NAME?	
Payroll Services		3,716		#NAME?	3,716		#NAME?	3,716
Special Ed Services				#NAME?			#NAME?	
Titlement Services (i.e. Title I)				#NAME?			#NAME?	
Other Purchased / Professional / Consulting		133,476		#NAME?	133,476		#NAME?	133,476
<b>TOTAL CONTRACTED SERVICES</b>		- 572,337	-	#NAME?	572,337	-	#NAME?	572,337



	BRONX CHARTER SCHOOL FOR EXCELL							
	Budget / Operating Plan							
	2016-17							
Total Revenue	-	#NAME?	#NAME?	#NAME?	#NAME?	#NAME?	#NAME?	#NAME?
Total Expenses	-	2,310,976	#NAME?	#NAME?	2,615,065	#NAME?	#NAME?	2,597,710
Net Income	-	#NAME?	#NAME?	#NAME?	#NAME?	#NAME?	#NAME?	#NAME?
Actual Student Enrollment	772	810	-	-	810	-	-	810
	Prior Year Actual	1st Quarter - 7/1 - 9/30			2nd Quarter - 10/1 - 12/31			3rd Q
	Err:508	Original Budget	Revised Budget	Variance	Original Budget	Revised Budget	Variance	Original Budget
ENROLLMENT - *School Districts Are Linked To Above Entries* Number of Districts: NYC CHANCELLOR'S OFFICE - ALL OTHER School Districts: ( Weighted Avg ) TOTAL ENROLLMENT	1	1	-	-	1	-	-	1
	772	810	-	-	810	-	-	810
	-	-	-	-	-	-	-	-
	-	-	-	-	-	-	-	-
	-	-	-	-	-	-	-	-
	-	-	-	-	-	-	-	-
	-	-	-	-	-	-	-	-
	-	-	-	-	-	-	-	-
	-	-	-	-	-	-	-	-
	-	-	-	-	-	-	-	-
	-	-	-	-	-	-	-	-
	-	-	-	-	-	-	-	-
	-	-	-	-	-	-	-	-
	-	-	-	-	-	-	-	-
	-	-	-	-	-	-	-	-
	-	-	-	-	-	-	-	-
	-	-	-	-	-	-	-	-
	-	-	-	-	-	-	-	-
	-	-	-	-	-	-	-	-
	-	-	-	-	-	-	-	-
	-	-	-	-	-	-	-	-
-	-	-	-	-	-	-	-	
-	-	-	-	-	-	-	-	
-	-	-	-	-	-	-	-	
-	-	-	-	-	-	-	-	
-	-	-	-	-	-	-	-	
-	-	-	-	-	-	-	-	
-	-	-	-	-	-	-	-	
-	-	-	-	-	-	-	-	
-	-	-	-	-	-	-	-	
-	-	-	-	-	-	-	-	
-	-	-	-	-	-	-	-	
-	-	-	-	-	-	-	-	
-	-	-	-	-	-	-	-	
-	-	-	-	-	-	-	-	
-	-	-	-	-	-	-	-	
-	-	-	-	-	-	-	-	
-	-	-	-	-	-	-	-	
-	-	-	-	-	-	-	-	
-	-	-	-	-	-	-	-	
-	-	-	-	-	-	-	-	
-	-	-	-	-	-	-	-	
-	-	-	-	-	-	-	-	
-	-	-	-	-	-	-	-	
-	-	-	-	-	-	-	-	
-	-	-	-	-	-	-	-	
-	-	-	-	-	-	-	-	
-	-	-	-	-	-	-	-	
-	-	-	-	-	-	-	-	
-	-	-	-	-	-	-	-	
-	-	-	-	-	-	-	-	
-	-	-	-	-	-	-	-	
-	-	-	-	-	-	-	-	
-	-	-	-	-	-	-	-	
-	-	-	-	-	-	-	-	
-	-	-	-	-	-	-	-	
-	-	-	-	-	-	-	-	
-	-	-	-	-	-	-	-	
-	-	-	-	-	-	-	-	
-	-	-	-	-	-	-	-	
-	-	-	-	-	-	-	-	
-	-	-	-	-	-	-	-	
-	-	-	-	-	-	-	-	
-	-	-	-	-	-	-	-	
-	-	-	-	-	-	-	-	
-	-	-	-	-	-	-	-	
-	-	-	-	-	-	-	-	
-	-	-	-	-	-	-	-	
-	-	-	-	-	-	-	-	
-	-	-	-	-	-	-	-	
-	-	-	-	-	-	-	-	
-	-	-	-	-	-	-	-	
-	-	-	-	-	-	-	-	
-	-	-	-	-	-	-	-	
-	-	-	-	-	-	-	-	
-	-	-	-	-	-	-	-	
-	-	-	-	-	-	-	-	
-	-	-	-	-	-	-	-	
-	-	-	-	-	-	-	-	
-	-	-	-	-	-	-	-	
-	-	-	-	-	-	-	-	
-	-	-	-	-	-	-	-	
-	-	-	-	-	-	-	-	
-	-	-	-	-	-	-	-	
-	-	-	-	-	-	-	-	
-	-	-	-	-	-	-	-	
-	-	-	-	-	-	-	-	
-	-	-	-	-	-	-	-	
-	-	-	-	-	-	-	-	
-	-	-	-	-	-	-	-	
-	-	-	-	-	-	-	-	
-	-	-	-	-	-	-	-	
-	-	-	-	-	-	-	-	
-	-	-	-	-	-	-	-	
-	-	-	-	-	-	-	-	
-	-	-	-	-	-	-	-	
-	-	-	-	-	-	-	-	
-	-	-	-	-	-	-	-	
-	-	-	-	-	-	-	-	
-	-	-	-	-	-	-	-	
-	-	-	-	-	-	-	-	
-	-	-	-	-	-	-	-	
-	-	-	-	-	-	-	-	
-	-	-	-	-	-	-	-	
-	-	-	-	-	-	-	-	
-	-	-	-	-	-	-	-	
-	-	-	-	-	-	-	-	
-	-	-	-	-	-	-	-	
-	-	-	-	-	-	-	-	
-	-	-	-	-	-	-	-	
-	-	-	-	-	-	-	-	
-	-	-	-	-	-	-	-	
-	-	-	-	-	-	-	-	
-	-	-	-	-	-	-	-	
-	-	-	-	-	-	-	-	
-	-	-	-	-	-	-	-	
-	-	-	-	-	-	-	-	
-	-	-	-	-	-	-	-	
-	-	-	-	-	-	-	-	
-	-	-	-	-	-	-	-	
-	-	-	-	-	-	-	-	
-	-	-	-	-	-	-	-	
-	-	-	-	-	-	-	-	
-	-	-	-	-	-	-	-	
-	-	-	-	-	-	-	-	
-	-	-	-	-	-	-	-	
-	-	-	-	-	-	-	-	
-	-	-	-	-	-	-	-	
-	-	-	-	-	-	-	-	
-	-	-	-	-</				

			FINANCE				
Total Revenue			#NAME?	#NAME?	#NAME?	#NAME?	#NAME?
Total Expenses			#NAME?	#NAME?	3,107,209	#NAME?	#NAME?
Net Income			#NAME?	#NAME?	#NAME?	#NAME?	#NAME?
Actual Student Enrollment			-	-	810	-	-
			3rd Quarter - 1/1 - 3/31		4th Quarter - 4/1 - 6/30		
			Revised Budget	Variance	Original Budget	Revised Budget	Variance
REVENUE			If the 'REVISED' Column(s) COMPLETELY BLANK, the selected quarter(s) must be completed on tabs 2, 3 and 4.				
REVENUES FROM STATE SOURCES							
Per Pupil Revenue		2016-17					
		Per Pupil Rate	25.0%		25.0%	25.0%	
NYC CHANCELLOR'S OFFICE		#NAME?	#NAME?	#NAME?	#NAME?	#NAME?	#NAME?
-		#N/A	#N/A	#NAME?	#N/A	#N/A	#NAME?
-		#N/A	#N/A	#NAME?	#N/A	#N/A	#NAME?
-		#N/A	#N/A	#NAME?	#N/A	#N/A	#NAME?
-		#N/A	#N/A	#NAME?	#N/A	#N/A	#NAME?
-		#N/A	#N/A	#NAME?	#N/A	#N/A	#NAME?
-		#N/A	#N/A	#NAME?	#N/A	#N/A	#NAME?
-		#N/A	#N/A	#NAME?	#N/A	#N/A	#NAME?
-		#N/A	#N/A	#NAME?	#N/A	#N/A	#NAME?
-		#N/A	#N/A	#NAME?	#N/A	#N/A	#NAME?
-		#N/A	#N/A	#NAME?	#N/A	#N/A	#NAME?
-		#N/A	#N/A	#NAME?	#N/A	#N/A	#NAME?
-		#N/A	#N/A	#NAME?	#N/A	#N/A	#NAME?
-		#N/A	#N/A	#NAME?	#N/A	#N/A	#NAME?
-		#N/A	#N/A	#NAME?	#N/A	#N/A	#NAME?
ALL OTHER School Districts: ( Weighted Avg )		#N/A	#N/A	#NAME?	#N/A	#N/A	#NAME?
TOTAL Per Pupil Revenue (Weighted Average Per Pupil Funding)		#NAME?	#NAME?	#NAME?	#NAME?	#NAME?	#NAME?
Special Education Revenue				#NAME?	233,782		#NAME?
Grants							
Stimulus				#NAME?			#NAME?
DYCD (Department of Youth and Community Development)				#NAME?			#NAME?
Other				#NAME?	87,075		#NAME?
Other				#NAME?			#NAME?
TOTAL REVENUE FROM STATE SOURCES			#NAME?	#NAME?	#NAME?	#NAME?	#NAME?
REVENUE FROM FEDERAL FUNDING							
IDEA Special Needs				#NAME?	46,475		#NAME?
Title I				#NAME?	63,220		#NAME?
Title Funding - Other				#NAME?	2,546		#NAME?
School Food Service (Free Lunch)				#NAME?			#NAME?
Grants							
Charter School Program (CSP) Planning & Implementation				#NAME?			#NAME?
Other				#NAME?			#NAME?
Other				#NAME?			#NAME?
TOTAL REVENUE FROM FEDERAL SOURCES			-	#NAME?	112,241	-	#NAME?
LOCAL and OTHER REVENUE							
Contributions and Donations				#NAME?	60,000		#NAME?
Fundraising				#NAME?			#NAME?
Erate Reimbursement				#NAME?	4,074		#NAME?
Earnings on Investments				#NAME?			#NAME?
Interest Income				#NAME?			#NAME?
Food Service (Income from meals)				#NAME?	9,254		#NAME?
Text Book				#NAME?	64,379		#NAME?
OTHER				#NAME?			#NAME?
TOTAL REVENUE FROM LOCAL and OTHER SOURCES			-	#NAME?	137,707	-	#NAME?
TOTAL REVENUE			#NAME?	#NAME?	#NAME?	#NAME?	#NAME?

		EXPENSE				
Total Revenue		#NAME?	#NAME?	#NAME?	#NAME?	#NAME?
Total Expenses		#NAME?	#NAME?	3,107,209	#NAME?	#NAME?
Net Income		#NAME?	#NAME?	#NAME?	#NAME?	#NAME?
Actual Student Enrollment		-	-	810	-	-
		Quarter - 1/1 - 3/31		4th Quarter - 4/1 - 6/30		
		Revised Budget	Variance	Original Budget	Revised Budget	Variance
EXPENSES						
ADMINISTRATIVE STAFF PERSONNEL COSTS	Avg. No. of Positions					
Executive Management	-		#NAME?			#NAME?
Instructional Management	4.00		#NAME?	129,682		#NAME?
Deans, Directors & Coordinators	1.00		#NAME?	21,876		#NAME?
CFO / Director of Finance	-		#NAME?			#NAME?
Operation / Business Manager	-		#NAME?			#NAME?
Administrative Staff	4.00		#NAME?	45,883		#NAME?
TOTAL ADMINISTRATIVE STAFF	9.00	-	#NAME?	197,441	-	#NAME?
INSTRUCTIONAL PERSONNEL COSTS						
Teachers - Regular	34.00		#NAME?	673,787		#NAME?
Teachers - SPED	10.00		#NAME?	201,555		#NAME?
Substitute Teachers	-		#NAME?			#NAME?
Teaching Assistants	19.00		#NAME?	262,891		#NAME?
Specialty Teachers	8.00		#NAME?	177,374		#NAME?
Aides	-		#NAME?			#NAME?
Therapists & Counselors	2.00		#NAME?	52,628		#NAME?
Other	-		#NAME?			#NAME?
TOTAL INSTRUCTIONAL	73.00	-	#NAME?	1,368,235	-	#NAME?
NON-INSTRUCTIONAL PERSONNEL COSTS						
Nurse	-		#NAME?			#NAME?
Librarian	-		#NAME?			#NAME?
Custodian	2.00		#NAME?	20,981		#NAME?
Security	-		#NAME?			#NAME?
Other	-		#NAME?			#NAME?
TOTAL NON-INSTRUCTIONAL	2.00	-	#NAME?	20,981	-	#NAME?
SUBTOTAL PERSONNEL SERVICE COSTS	84.00	-	#NAME?	1,586,658	-	#NAME?
PAYROLL TAXES AND BENEFITS						
Payroll Taxes			#NAME?	141,506		#NAME?
Fringe / Employee Benefits			#NAME?	155,035		#NAME?
Retirement / Pension			#NAME?	162,439		#NAME?
TOTAL PAYROLL TAXES AND BENEFITS		-	#NAME?	458,980	-	#NAME?
TOTAL PERSONNEL SERVICE COSTS	84.00	-	#NAME?	2,045,638	-	#NAME?
CONTRACTED SERVICES						
Accounting / Audit			#NAME?	63,872		#NAME?
Legal			#NAME?	1,326		#NAME?
Management Company Fee			#NAME?	399,652		#NAME?
Nurse Services			#NAME?			#NAME?
Food Service / School Lunch			#NAME?			#NAME?
Payroll Services			#NAME?	3,716		#NAME?
Special Ed Services			#NAME?			#NAME?
Titlement Services (i.e. Title I)			#NAME?			#NAME?
Other Purchased / Professional / Consulting			#NAME?	133,476		#NAME?
TOTAL CONTRACTED SERVICES		-	#NAME?	602,042	-	#NAME?

	ENCE				
Total Revenue	#NAME?	#NAME?	#NAME?	#NAME?	#NAME?
Total Expenses	#NAME?	#NAME?	3,107,209	#NAME?	#NAME?
Net Income	#NAME?	#NAME?	#NAME?	#NAME?	#NAME?
Actual Student Enrollment	-	-	810	-	-
	Quarter - 1/1 - 3/31		4th Quarter - 4/1 - 6/30		
	Revised Budget	Variance	Original Budget	Revised Budget	Variance
<b>SCHOOL OPERATIONS</b>					
Board Expenses		#NAME?			#NAME?
Classroom / Teaching Supplies & Materials		#NAME?	29,089		#NAME?
Special Ed Supplies & Materials		#NAME?			#NAME?
Textbooks / Workbooks		#NAME?	64,379		#NAME?
Supplies & Materials other		#NAME?			#NAME?
Equipment / Furniture		#NAME?	37,529		#NAME?
Telephone		#NAME?	8,391		#NAME?
Technology		#NAME?	6,498		#NAME?
Student Testing & Assessment		#NAME?	9,333		#NAME?
Field Trips		#NAME?	7,400		#NAME?
Transportation (student)		#NAME?			#NAME?
Student Services - other		#NAME?	42,983		#NAME?
Office Expense		#NAME?	13,904		#NAME?
Staff Development		#NAME?	12,942		#NAME?
Staff Recruitment		#NAME?			#NAME?
Student Recruitment / Marketing		#NAME?	530		#NAME?
School Meals / Lunch		#NAME?	11,551		#NAME?
Travel (Staff)		#NAME?	4,219		#NAME?
Fundraising		#NAME?			#NAME?
Other		#NAME?	43,581		#NAME?
TOTAL SCHOOL OPERATIONS	-	#NAME?	292,329	-	#NAME?
<b>FACILITY OPERATION &amp; MAINTENANCE</b>					
Insurance		#NAME?	17,337		#NAME?
Janitorial		#NAME?	8,867		#NAME?
Building and Land Rent / Lease / Facility Finance Interest		#NAME?			#NAME?
Repairs & Maintenance		#NAME?	46,782		#NAME?
Equipment / Furniture		#NAME?			#NAME?
Security		#NAME?	15,369		#NAME?
Utilities		#NAME?	78,844		#NAME?
TOTAL FACILITY OPERATION & MAINTENANCE	-	#NAME?	167,200	-	#NAME?
<b>DEPRECIATION &amp; AMORTIZATION</b>		#NAME?			#NAME?
<b>RESERVES / CONTINGENCY</b>		#NAME?			#NAME?
<b>TOTAL EXPENSES</b>	-	#NAME?	3,107,209	-	#NAME?
<b>NET INCOME</b>	#NAME?	#NAME?	#NAME?	#NAME?	#NAME?

	ENCE				
Total Revenue	#NAME?	#NAME?	#NAME?	#NAME?	#NAME?
Total Expenses	#NAME?	#NAME?	3,107,209	#NAME?	#NAME?
Net Income	#NAME?	#NAME?	#NAME?	#NAME?	#NAME?
Actual Student Enrollment	-	-	810	-	-
Quarter - 1/1 - 3/31			4th Quarter - 4/1 - 6/30		
	Revised Budget	Variance	Original Budget	Revised Budget	Variance
ENROLLMENT - *School Districts Are Linked To Above Entries*					
Number of Districts:	-	-	1	-	-
NYC CHANCELLOR'S OFFICE	-	-	810	-	-
-	-	-	-	-	-
-	-	-	-	-	-
-	-	-	-	-	-
-	-	-	-	-	-
-	-	-	-	-	-
-	-	-	-	-	-
-	-	-	-	-	-
-	-	-	-	-	-
-	-	-	-	-	-
-	-	-	-	-	-
-	-	-	-	-	-
-	-	-	-	-	-
-	-	-	-	-	-
-	-	-	-	-	-
ALL OTHER School Districts: ( Weighted Avg )	-	-	-	-	-
TOTAL ENROLLMENT	-	-	810	-	-
REVENUE PER PUPIL					
	-	#NAME?	#NAME?	-	#NAME?
EXPENSES PER PUPIL					
	-	#NAME?	3,836	-	#NAME?



		BRONX CHARTER SCHOOL FUNDING Budget / Operating Plan 2016-17				
Total Revenue		#NAME?	#NAME?	#NAME?	#NAME?	#NAME?
Total Expenses		10,630,960	#NAME?	#NAME?	(10,630,960)	#NAME?
Net Income		#NAME?	#NAME?	#NAME?	#NAME?	#NAME?
Actual Student Enrollment						
		Total Year			VARIANCE	
		Original Budget	Revised Budget	Variance	Original Budget vs. PY Budget	Revised Budget vs. PY Budget
<b>REVENUE</b>						
<b>REVENUES FROM STATE SOURCES</b>						
Per Pupil Revenue	2016-17 Per Pupil Rate					
NYC CHANCELLOR'S OFFICE	#NAME?	#NAME?	#NAME?	#NAME?	#NAME?	#NAME?
-	#N/A	#N/A	#NAME?	#NAME?	#N/A	#NAME?
-	#N/A	#N/A	#NAME?	#NAME?	#N/A	#NAME?
-	#N/A	#N/A	#NAME?	#NAME?	#N/A	#NAME?
-	#N/A	#N/A	#NAME?	#NAME?	#N/A	#NAME?
-	#N/A	#N/A	#NAME?	#NAME?	#N/A	#NAME?
-	#N/A	#N/A	#NAME?	#NAME?	#N/A	#NAME?
-	#N/A	#N/A	#NAME?	#NAME?	#N/A	#NAME?
-	#N/A	#N/A	#NAME?	#NAME?	#N/A	#NAME?
-	#N/A	#N/A	#NAME?	#NAME?	#N/A	#NAME?
-	#N/A	#N/A	#NAME?	#NAME?	#N/A	#NAME?
-	#N/A	#N/A	#NAME?	#NAME?	#N/A	#NAME?
-	#N/A	#N/A	#NAME?	#NAME?	#N/A	#NAME?
-	#N/A	#N/A	#NAME?	#NAME?	#N/A	#NAME?
-	#N/A	#N/A	#NAME?	#NAME?	#N/A	#NAME?
ALL OTHER School Districts: ( Weighted Avg )	#N/A	#N/A	#NAME?	#NAME?	#N/A	#NAME?
TOTAL Per Pupil Revenue (Weighted Average Per Pupil Funding)	#NAME?	#NAME?	#NAME?	#NAME?	#NAME?	#NAME?
Special Education Revenue		935,128	#NAME?	#NAME?	935,128	#NAME?
Grants						
Stimulus		-	#NAME?	#NAME?	-	#NAME?
DYCD (Department of Youth and Community Development)		-	#NAME?	#NAME?	-	#NAME?
Other		348,300	#NAME?	#NAME?	348,300	#NAME?
Other		-	#NAME?	#NAME?	-	#NAME?
TOTAL REVENUE FROM STATE SOURCES		#NAME?	#NAME?	#NAME?	#NAME?	#NAME?
<b>REVENUE FROM FEDERAL FUNDING</b>						
IDEA Special Needs		46,475	#NAME?	#NAME?	46,475	#NAME?
Title I		237,076	#NAME?	#NAME?	237,076	#NAME?
Title Funding - Other		9,546	#NAME?	#NAME?	9,546	#NAME?
School Food Service (Free Lunch)		-	#NAME?	#NAME?	-	#NAME?
Grants						
Charter School Program (CSP) Planning & Implementation		-	#NAME?	#NAME?	-	#NAME?
Other		-	#NAME?	#NAME?	-	#NAME?
Other		-	#NAME?	#NAME?	-	#NAME?
TOTAL REVENUE FROM FEDERAL SOURCES		293,097	#NAME?	#NAME?	293,097	#NAME?
<b>LOCAL and OTHER REVENUE</b>						
Contributions and Donations		200,000	#NAME?	#NAME?	200,000	#NAME?
Fundraising		-	#NAME?	#NAME?	-	#NAME?
Erate Reimbursement		16,297	#NAME?	#NAME?	16,297	#NAME?
Earnings on Investments		-	#NAME?	#NAME?	-	#NAME?
Interest Income		-	#NAME?	#NAME?	-	#NAME?
Food Service (Income from meals)		34,704	#NAME?	#NAME?	34,704	#NAME?
Text Book		64,379	#NAME?	#NAME?	64,379	#NAME?
OTHER		-	#NAME?	#NAME?	-	#NAME?
TOTAL REVENUE FROM LOCAL and OTHER SOURCES		315,380	#NAME?	#NAME?	315,380	#NAME?
<b>TOTAL REVENUE</b>		#NAME?	#NAME?	#NAME?	#NAME?	#NAME?

		BRONX CHARTER SCHOOL F Budget / Operating Plan 2016-17				
Total Revenue		#NAME?	#NAME?	#NAME?	#NAME?	#NAME?
Total Expenses		10,630,960	#NAME?	#NAME?	(10,630,960)	#NAME?
Net Income		#NAME?	#NAME?	#NAME?	#NAME?	#NAME?
Actual Student Enrollment						
		Total Year			VARIANCE	
		Original Budget	Revised Budget	Variance	Original Budget vs. PY Budget	Revised Budget vs. PY Budget
<b>EXPENSES</b>						
<b>ADMINISTRATIVE STAFF PERSONNEL COSTS</b>						
	Avg. No. of Positions					
Executive Management	-	-	#NAME?	#NAME?	-	#NAME?
Instructional Management	4.00	518,726	#NAME?	#NAME?	(518,726)	#NAME?
Deans, Directors & Coordinators	1.00	87,505	#NAME?	#NAME?	(87,505)	#NAME?
CFO / Director of Finance	-	-	#NAME?	#NAME?	-	#NAME?
Operation / Business Manager	-	-	#NAME?	#NAME?	-	#NAME?
Administrative Staff	4.00	183,532	#NAME?	#NAME?	(183,532)	#NAME?
TOTAL ADMINISTRATIVE STAFF	9.00	789,763	#NAME?	#NAME?	(789,763)	#NAME?
<b>INSTRUCTIONAL PERSONNEL COSTS</b>						
Teachers - Regular	34.00	2,245,957	#NAME?	#NAME?	(2,245,957)	#NAME?
Teachers - SPED	10.00	671,851	#NAME?	#NAME?	(671,851)	#NAME?
Substitute Teachers	-	-	#NAME?	#NAME?	-	#NAME?
Teaching Assistants	19.00	876,302	#NAME?	#NAME?	(876,302)	#NAME?
Specialty Teachers	8.00	591,248	#NAME?	#NAME?	(591,248)	#NAME?
Aides	-	-	#NAME?	#NAME?	-	#NAME?
Therapists & Counselors	2.00	175,426	#NAME?	#NAME?	(175,426)	#NAME?
Other	-	-	#NAME?	#NAME?	-	#NAME?
TOTAL INSTRUCTIONAL	73.00	4,560,785	#NAME?	#NAME?	(4,560,785)	#NAME?
<b>NON-INSTRUCTIONAL PERSONNEL COSTS</b>						
Nurse	-	-	#NAME?	#NAME?	-	#NAME?
Librarian	-	-	#NAME?	#NAME?	-	#NAME?
Custodian	2.00	83,925	#NAME?	#NAME?	(83,925)	#NAME?
Security	-	-	#NAME?	#NAME?	-	#NAME?
Other	-	-	#NAME?	#NAME?	-	#NAME?
TOTAL NON-INSTRUCTIONAL	2.00	83,925	#NAME?	#NAME?	(83,925)	#NAME?
<b>SUBTOTAL PERSONNEL SERVICE COSTS</b>		84.00	5,434,473	#NAME?	#NAME?	(5,434,473)
<b>PAYROLL TAXES AND BENEFITS</b>						
Payroll Taxes		471,686	#NAME?	#NAME?	(471,686)	#NAME?
Fringe / Employee Benefits		620,141	#NAME?	#NAME?	(620,141)	#NAME?
Retirement / Pension		162,439	#NAME?	#NAME?	(162,439)	#NAME?
TOTAL PAYROLL TAXES AND BENEFITS		1,254,267	#NAME?	#NAME?	(1,254,267)	#NAME?
<b>TOTAL PERSONNEL SERVICE COSTS</b>		84.00	6,688,740	#NAME?	#NAME?	(6,688,740)
<b>CONTRACTED SERVICES</b>						
Accounting / Audit		166,371	#NAME?	#NAME?	(166,371)	#NAME?
Legal		5,305	#NAME?	#NAME?	(5,305)	#NAME?
Management Company Fee		1,598,610	#NAME?	#NAME?	(1,598,610)	#NAME?
Nurse Services		-	#NAME?	#NAME?	-	#NAME?
Food Service / School Lunch		-	#NAME?	#NAME?	-	#NAME?
Payroll Services		14,863	#NAME?	#NAME?	(14,863)	#NAME?
Special Ed Services		-	#NAME?	#NAME?	-	#NAME?
Titlement Services (i.e. Title I)		-	#NAME?	#NAME?	-	#NAME?
Other Purchased / Professional / Consulting		533,905	#NAME?	#NAME?	(533,905)	#NAME?
TOTAL CONTRACTED SERVICES		2,319,054	#NAME?	#NAME?	(2,319,054)	#NAME?

BRONX CHARTER SCHOOL F					
Budget / Operating Plan					
2016-17					
Total Revenue	#NAME?	#NAME?	#NAME?	#NAME?	#NAME?
Total Expenses	10,630,960	#NAME?	#NAME?	(10,630,960)	#NAME?
Net Income	#NAME?	#NAME?	#NAME?	#NAME?	#NAME?
Actual Student Enrollment					
	Total Year			VARIANCE	
	Original Budget	Revised Budget	Variance	Original Budget vs. PY Budget	Revised Budget vs. PY Budget
<b>SCHOOL OPERATIONS</b>					
Board Expenses	-	#NAME?	#NAME?	-	#NAME?
Classroom / Teaching Supplies & Materials	145,443	#NAME?	#NAME?	(145,443)	#NAME?
Special Ed Supplies & Materials	-	#NAME?	#NAME?	-	#NAME?
Textbooks / Workbooks	64,379	#NAME?	#NAME?	(64,379)	#NAME?
Supplies & Materials other	-	#NAME?	#NAME?	-	#NAME?
Equipment / Furniture	162,469	#NAME?	#NAME?	(162,469)	#NAME?
Telephone	33,566	#NAME?	#NAME?	(33,566)	#NAME?
Technology	25,993	#NAME?	#NAME?	(25,993)	#NAME?
Student Testing & Assessment	35,000	#NAME?	#NAME?	(35,000)	#NAME?
Field Trips	21,143	#NAME?	#NAME?	(21,143)	#NAME?
Transportation (student)	-	#NAME?	#NAME?	-	#NAME?
Student Services - other	148,095	#NAME?	#NAME?	(148,095)	#NAME?
Office Expense	69,520	#NAME?	#NAME?	(69,520)	#NAME?
Staff Development	48,533	#NAME?	#NAME?	(48,533)	#NAME?
Staff Recruitment	-	#NAME?	#NAME?	-	#NAME?
Student Recruitment / Marketing	5,305	#NAME?	#NAME?	(5,305)	#NAME?
School Meals / Lunch	43,314	#NAME?	#NAME?	(43,314)	#NAME?
Travel (Staff)	14,891	#NAME?	#NAME?	(14,891)	#NAME?
Fundraising	-	#NAME?	#NAME?	-	#NAME?
Other	150,439	#NAME?	#NAME?	(150,439)	#NAME?
TOTAL SCHOOL OPERATIONS	968,088	#NAME?	#NAME?	(968,088)	#NAME?
<b>FACILITY OPERATION &amp; MAINTENANCE</b>					
Insurance	69,349	#NAME?	#NAME?	(69,349)	#NAME?
Janitorial	35,470	#NAME?	#NAME?	(35,470)	#NAME?
Building and Land Rent / Lease / Facility Finance Interest	-	#NAME?	#NAME?	-	#NAME?
Repairs & Maintenance	193,115	#NAME?	#NAME?	(193,115)	#NAME?
Equipment / Furniture	-	#NAME?	#NAME?	-	#NAME?
Security	61,478	#NAME?	#NAME?	(61,478)	#NAME?
Utilities	295,667	#NAME?	#NAME?	(295,667)	#NAME?
TOTAL FACILITY OPERATION & MAINTENANCE	655,078	#NAME?	#NAME?	(655,078)	#NAME?
<b>DEPRECIATION &amp; AMORTIZATION</b>	-	#NAME?	#NAME?	-	#NAME?
<b>RESERVES / CONTINGENCY</b>	-	#NAME?	#NAME?	-	#NAME?
<b>TOTAL EXPENSES</b>	10,630,960	#NAME?	#NAME?	(10,630,960)	#NAME?
<b>NET INCOME</b>	#NAME?	#NAME?	#NAME?	#NAME?	#NAME?

		BRONX CHARTER SCHOOL F				
		Budget / Operating Plan				
		2016-17				
Total Revenue	#NAME?	#NAME?	#NAME?	#NAME?	#NAME?	
Total Expenses	10,630,960	#NAME?	#NAME?	(10,630,960)	#NAME?	
Net Income	#NAME?	#NAME?	#NAME?	#NAME?	#NAME?	
Actual Student Enrollment						
		Total Year			VARIANCE	
		Original Budget	Revised Budget	Variance	Original Budget vs. PY Budget	Revised Budget vs. PY Budget
ENROLLMENT - *School Districts Are Linked To Above Entries*						
Number of Districts:						
NYC CHANCELLOR'S OFFICE						
-						
-						
-						
-						
-						
-						
-						
-						
-						
-						
-						
ALL OTHER School Districts: ( Weighted Avg )						
TOTAL ENROLLMENT						
REVENUE PER PUPIL						
EXPENSES PER PUPIL						

		FOR EXCELLENCE
<b>Total Revenue</b> <b>Total Expenses</b> <b>Net Income</b> <b>Actual Student Enrollment</b>		DESCRIPTION OF ASSUMPTIONS
<b>REVENUE</b>		
<b>REVENUES FROM STATE SOURCES</b>		
<b>Per Pupil Revenue</b>	2016-17 Per Pupil Rate	
NYC CHANCELLOR'S OFFICE	#NAME?	
-	#N/A	
-	#N/A	
-	#N/A	
-	#N/A	
-	#N/A	
-	#N/A	
-	#N/A	
-	#N/A	
-	#N/A	
-	#N/A	
-	#N/A	
-	#N/A	
-	#N/A	
-	#N/A	
ALL OTHER School Districts: ( Weighted Avg )	#N/A	
TOTAL Per Pupil Revenue (Weighted Average Per Pupil Funding)	#NAME?	
Special Education Revenue		
Grants		
Stimulus		
DYCD (Department of Youth and Community Development)		Per Pupil Supplemental
Other		
Other		
<b>TOTAL REVENUE FROM STATE SOURCES</b>		
<b>REVENUE FROM FEDERAL FUNDING</b>		
IDEA Special Needs		
Title I		
Title Funding - Other		Title II
School Food Service (Free Lunch)		
Grants		
Charter School Program (CSP) Planning & Implementation		
Other		
Other		
<b>TOTAL REVENUE FROM FEDERAL SOURCES</b>		
<b>LOCAL and OTHER REVENUE</b>		
Contributions and Donations		
Fundraising		
Erate Reimbursement		
Earnings on Investments		
Interest Income		
Food Service (Income from meals)		School Lunch Fees
Text Book		NYSTL
OTHER		
<b>TOTAL REVENUE FROM LOCAL and OTHER SOURCES</b>		
<b>TOTAL REVENUE</b>		

		FOR EXCELLENCE
Total Revenue		
Total Expenses		
Net Income		
Actual Student Enrollment		
		DESCRIPTION OF ASSUMPTIONS
EXPENSES		
ADMINISTRATIVE STAFF PERSONNEL COSTS	Avg. No. of Positions	
Executive Management	-	
Instructional Management	4.00	
Deans, Directors & Coordinators	1.00	
CFO / Director of Finance	-	
Operation / Business Manager	-	
Administrative Staff	4.00	
TOTAL ADMINISTRATIVE STAFF	9.00	
INSTRUCTIONAL PERSONNEL COSTS		
Teachers - Regular	34.00	
Teachers - SPED	10.00	
Substitute Teachers	-	
Teaching Assistants	19.00	
Specialty Teachers	8.00	
Aides	-	
Therapists & Counselors	2.00	
Other	-	
TOTAL INSTRUCTIONAL	73.00	
NON-INSTRUCTIONAL PERSONNEL COSTS		
Nurse	-	
Librarian	-	
Custodian	2.00	
Security	-	
Other	-	
TOTAL NON-INSTRUCTIONAL	2.00	
SUBTOTAL PERSONNEL SERVICE COSTS	84.00	
PAYROLL TAXES AND BENEFITS		
Payroll Taxes		FICA + SUI
Fringe / Employee Benefits		
Retirement / Pension		
TOTAL PAYROLL TAXES AND BENEFITS		
TOTAL PERSONNEL SERVICE COSTS	84.00	
CONTRACTED SERVICES		
Accounting / Audit		
Legal		
Management Company Fee		
Nurse Services		
Food Service / School Lunch		
Payroll Services		
Special Ed Services		
Titlement Services (i.e. Title I)		
Other Purchased / Professional / Consulting		
TOTAL CONTRACTED SERVICES		

	FOR EXCELLENCE
<b>Total Revenue</b> <b>Total Expenses</b> <b>Net Income</b> <b>Actual Student Enrollment</b>	
	<b>DESCRIPTION OF ASSUMPTIONS</b>
<b>SCHOOL OPERATIONS</b> Board Expenses Classroom / Teaching Supplies & Materials Special Ed Supplies & Materials Textbooks / Workbooks Supplies & Materials other Equipment / Furniture Telephone Technology Student Testing & Assessment Field Trips Transportation (student) Student Services - other Office Expense Staff Development Staff Recruitment Student Recruitment / Marketing School Meals / Lunch Travel (Staff) Fundraising Other TOTAL SCHOOL OPERATIONS	
<b>FACILITY OPERATION &amp; MAINTENANCE</b> Insurance Janitorial Building and Land Rent / Lease / Facility Finance Interest Repairs & Maintenance Equipment / Furniture Security Utilities TOTAL FACILITY OPERATION & MAINTENANCE	
<b>DEPRECIATION &amp; AMORTIZATION</b> <b>RESERVES / CONTINGENCY</b>	
<b>TOTAL EXPENSES</b>	
<b>NET INCOME</b>	

	FOR EXCELLENCE
Total Revenue Total Expenses Net Income Actual Student Enrollment	
	DESCRIPTION OF ASSUMPTIONS
ENROLLMENT - *School Districts Are Linked To Above Entries* Number of Districts: NYC CHANCELLOR'S OFFICE - - - - - - - - - - - - - - ALL OTHER School Districts: ( Weighted Avg ) TOTAL ENROLLMENT  REVENUE PER PUPIL  EXPENSES PER PUPIL	



**BRONX CHARTER SCHOOL FOR EXCELLENCE**  
**BALANCE SHEET**  
**2016-17**

	<u>Prior Year</u>	Q1	Q2	Q3	Q4
	<u>Err:508</u>	<u>As of 9/30</u>	<u>As of 12/31</u>	<u>As of 3/31</u>	<u>As of 6/30</u>
<b><u>ASSETS</u></b>					
<b><u>CURRENT ASSETS</u></b>					
Cash and cash equivalents	-	-	-	-	-
Grants and contracts receivable	-	-	-	-	-
Accounts receivables	-	-	-	-	-
Prepaid Expenses	-	-	-	-	-
Contributions and other receivables	-	-	-	-	-
<b>TOTAL CURRENT ASSETS</b>	-	-	-	-	-
<b><u>PROPERTY, BUILDING AND EQUIPMENT, net</u></b>	-	-	-	-	-
<b><u>OTHER ASSETS</u></b>	-	-	-	-	-
<b>TOTAL ASSETS</b>	-	-	-	-	-
<b><u>LIABILITIES AND NET ASSETS</u></b>					
<b><u>CURRENT LIABILITIES</u></b>					
Accounts payable and accrued expenses	-	-	-	-	-
Accrued payroll and benefits	-	-	-	-	-
Deferred Revenue	-	-	-	-	-
Current maturities of long-term debt	-	-	-	-	-
Short Term Debt - Bonds, Notes Payable	-	-	-	-	-
Other	-	-	-	-	-
<b>TOTAL CURRENT LIABILITIES</b>	-	-	-	-	-
<b><u>LONG-TERM DEBT and NOTES PAYABLE, net current maturities</u></b>	-	-	-	-	-
<b>TOTAL LIABILITIES</b>	-	-	-	-	-
<b><u>NET ASSETS</u></b>					
Unrestricted	-	-	-	-	-
Temporarily restricted	-	-	-	-	-
<b>TOTAL NET ASSETS</b>	-	-	-	-	-
<b>TOTAL LIABILITIES AND NET ASSETS</b>	-	-	-	-	-

### Budget / Operating Plan

2016-17

<p><b>*NOTE: Enrollment, Revenue and Expenditure Data IN the 'Total and Variance Analysis' Section is Based on LAST ACTUAL Quarter Completed</b></p>	1st Quarter - 7/1 - 9/30			2nd Quarter - 10/1 - 12/31			3rd Quarter - 1/1 - 3/31
	Actual	Current Budget	Variance	Actual	Current Budget	Variance	Actual

CY Per Pupil Rate

	#NAME?	-		#NAME?	-	
--	--------	---	--	--------	---	--

	#NAME?	-		#NAME?	-	
--	--------	---	--	--------	---	--

	#NAME?	-		#NAME?	-	
--	--------	---	--	--------	---	--

	#NAME?	-		#NAME?	-	
--	--------	---	--	--------	---	--

	#NAME?	-		#NAME?	-	
--	--------	---	--	--------	---	--

	#NAME?	-		#NAME?	-	
	#NAME?			#NAME?		

	#NAME?	-		#NAME?	-	
	#NAME?			#NAME?		

	#NAME?	-		#NAME?	-	
	#NAME?			#NAME?		

	#NAME?	-		#NAME?	-	
	#NAME?			#NAME?		

	#NAME?	-		#NAME?	-	
	#NAME?			#NAME?		

	#NAME?	-		#NAME?	-	
	#NAME?	-		#NAME?	-	

	#NAME?	-		#NAME?	-	
	#NAME?	-		#NAME?	-	

	#NAME?	-		#NAME?	-	
	#NAME?	-		#NAME?	-	

	#NAME?	-		#NAME?	-	
	#NAME?	-		#NAME?	-	

	##NAME?		##NAME?	
	#NAME?	-	#NAME?	-

-	#NAME?	-	-	#NAME?	-	-
---	--------	---	---	--------	---	---

	#NAME?	-		#NAME?	-	
--	--------	---	--	--------	---	--

*(The following section contains redacted information.)*

	#NAME?	-		#NAME?	-	
--	--------	---	--	--------	---	--

	#NAME?	-		#NAME?	-	
--	--------	---	--	--------	---	--

	#NAME?	-		#NAME?	-	
--	--------	---	--	--------	---	--

	#NAME?	-		#NAME?	-	
--	--------	---	--	--------	---	--

-	#NAME?	-	-	#NAME?	-	-
---	--------	---	---	--------	---	---

## TOTAL REVENUE

.	#NAME?	.	.	#NAME?	.	.
---	--------	---	---	--------	---	---

2016-17

Total Revenue	-	#NAME?	-	-	#NAME?	-	-
Total Expenses	-	#NAME?	-	-	#NAME?	-	-
Net Income	-	#NAME?	-	-	#NAME?	-	-
Actual Student Enrollment	-	#NAME?	-	-	#NAME?	-	-

*NOTE: Enrollment, Revenue and Expenditure Data IN the 'Total and Variance Analysis' Section is Based on LAST ACTUAL Quarter Completed	1st Quarter - 7/1 - 9/30			2nd Quarter - 10/1 - 12/31			3rd Quarter
	Actual	Current Budget	Variance	Actual	Current Budget	Variance	Actual

**EXPENSES****ADMINISTRATIVE STAFF PERSONNEL COSTS**Quarter 0  
No. of Positions

Executive Management	#NAME?	#NAME?	-	#NAME?	#NAME?	-	#NAME?
Instructional Management	#NAME?	#NAME?	-	#NAME?	#NAME?	-	#NAME?
Deans, Directors & Coordinators	#NAME?	#NAME?	-	#NAME?	#NAME?	-	#NAME?
CFO / Director of Finance	#NAME?	#NAME?	-	#NAME?	#NAME?	-	#NAME?
Operation / Business Manager	#NAME?	#NAME?	-	#NAME?	#NAME?	-	#NAME?
Administrative Staff	#NAME?	#NAME?	-	#NAME?	#NAME?	-	#NAME?
TOTAL ADMINISTRATIVE STAFF	#NAME?	#NAME?	-	#NAME?	#NAME?	-	#NAME?

**INSTRUCTIONAL PERSONNEL COSTS**

Teachers - Regular	#NAME?	#NAME?	-	#NAME?	#NAME?	-	#NAME?
Teachers - SPED	#NAME?	#NAME?	-	#NAME?	#NAME?	-	#NAME?
Substitute Teachers	#NAME?	#NAME?	-	#NAME?	#NAME?	-	#NAME?
Teaching Assistants	#NAME?	#NAME?	-	#NAME?	#NAME?	-	#NAME?
Specialty Teachers	#NAME?	#NAME?	-	#NAME?	#NAME?	-	#NAME?
Aides	#NAME?	#NAME?	-	#NAME?	#NAME?	-	#NAME?
Therapists & Counselors	#NAME?	#NAME?	-	#NAME?	#NAME?	-	#NAME?
Other	#NAME?	#NAME?	-	#NAME?	#NAME?	-	#NAME?
TOTAL INSTRUCTIONAL	#NAME?	#NAME?	-	#NAME?	#NAME?	-	#NAME?

**NON-INSTRUCTIONAL PERSONNEL COSTS**

Nurse	#NAME?	#NAME?	-	#NAME?	#NAME?	-	#NAME?
Librarian	#NAME?	#NAME?	-	#NAME?	#NAME?	-	#NAME?
Custodian	#NAME?	#NAME?	-	#NAME?	#NAME?	-	#NAME?
Security	#NAME?	#NAME?	-	#NAME?	#NAME?	-	#NAME?
Other	#NAME?	#NAME?	-	#NAME?	#NAME?	-	#NAME?
TOTAL NON-INSTRUCTIONAL	#NAME?	#NAME?	-	#NAME?	#NAME?	-	#NAME?

**SUBTOTAL PERSONNEL SERVICE COSTS**

#NAME?	#NAME?	#NAME?	-	#NAME?	#NAME?	-	#NAME?
--------	--------	--------	---	--------	--------	---	--------

**PAYROLL TAXES AND BENEFITS**

Payroll Taxes	#NAME?	#NAME?	-	#NAME?	#NAME?	-	#NAME?
Fringe / Employee Benefits	#NAME?	#NAME?	-	#NAME?	#NAME?	-	#NAME?
Retirement / Pension	#NAME?	#NAME?	-	#NAME?	#NAME?	-	#NAME?
TOTAL PAYROLL TAXES AND BENEFITS	#NAME?	#NAME?	-	#NAME?	#NAME?	-	#NAME?

**TOTAL PERSONNEL SERVICE COSTS**

#NAME?	#NAME?	#NAME?	-	#NAME?	#NAME?	-	#NAME?
--------	--------	--------	---	--------	--------	---	--------

**CONTRACTED SERVICES**

Accounting / Audit	#NAME?	#NAME?	-	#NAME?	#NAME?	-	#NAME?
Legal	#NAME?	#NAME?	-	#NAME?	#NAME?	-	#NAME?
Management Company Fee	#NAME?	#NAME?	-	#NAME?	#NAME?	-	#NAME?
Nurse Services	#NAME?	#NAME?	-	#NAME?	#NAME?	-	#NAME?
Food Service / School Lunch	#NAME?	#NAME?	-	#NAME?	#NAME?	-	#NAME?
Payroll Services	#NAME?	#NAME?	-	#NAME?	#NAME?	-	#NAME?
Special Ed Services	#NAME?	#NAME?	-	#NAME?	#NAME?	-	#NAME?
Titlement Services (i.e. Title I)	#NAME?	#NAME?	-	#NAME?	#NAME?	-	#NAME?
Other Purchased / Professional / Consulting	#NAME?	#NAME?	-	#NAME?	#NAME?	-	#NAME?
TOTAL CONTRACTED SERVICES	#NAME?	#NAME?	-	#NAME?	#NAME?	-	#NAME?

2016-17

Total Revenue	-	#NAME?	-	-	#NAME?	-	-
Total Expenses	-	#NAME?	-	-	#NAME?	-	-
Net Income	-	#NAME?	-	-	#NAME?	-	-
Actual Student Enrollment	-	#NAME?	-	-	#NAME?	-	-

*NOTE: Enrollment, Revenue and Expenditure Data IN the 'Total and Variance Analysis' Section is Based on LAST ACTUAL Quarter Completed	1st Quarter - 7/1 - 9/30			2nd Quarter - 10/1 - 12/31			3rd Quarter - 1/1 - 3/31
	Actual	Current Budget	Variance	Actual	Current Budget	Variance	Actual
<b>SCHOOL OPERATIONS</b>							
Board Expenses		#NAME?	-		#NAME?	-	
Classroom / Teaching Supplies & Materials		#NAME?	-		#NAME?	-	
Special Ed Supplies & Materials		#NAME?	-		#NAME?	-	
Textbooks / Workbooks		#NAME?	-		#NAME?	-	
Supplies & Materials other		#NAME?	-		#NAME?	-	
Equipment / Furniture		#NAME?	-		#NAME?	-	
Telephone		#NAME?	-		#NAME?	-	
Technology		#NAME?	-		#NAME?	-	
Student Testing & Assessment		#NAME?	-		#NAME?	-	
Field Trips		#NAME?	-		#NAME?	-	
Transportation (student)		#NAME?	-		#NAME?	-	
Student Services - other		#NAME?	-		#NAME?	-	
Office Expense		#NAME?	-		#NAME?	-	
Staff Development		#NAME?	-		#NAME?	-	
Staff Recruitment		#NAME?	-		#NAME?	-	
Student Recruitment / Marketing		#NAME?	-		#NAME?	-	
School Meals / Lunch		#NAME?	-		#NAME?	-	
Travel (Staff)		#NAME?	-		#NAME?	-	
Fundraising		#NAME?	-		#NAME?	-	
Other		#NAME?	-		#NAME?	-	
TOTAL SCHOOL OPERATIONS	-	#NAME?	-	-	#NAME?	-	-
<b>FACILITY OPERATION &amp; MAINTENANCE</b>							
Insurance		#NAME?	-		#NAME?	-	
Janitorial		#NAME?	-		#NAME?	-	
Building and Land Rent / Lease / Facility Finance Interest		#NAME?	-		#NAME?	-	
Repairs & Maintenance		#NAME?	-		#NAME?	-	
Equipment / Furniture		#NAME?	-		#NAME?	-	
Security		#NAME?	-		#NAME?	-	
Utilities		#NAME?	-		#NAME?	-	
TOTAL FACILITY OPERATION & MAINTENANCE	-	#NAME?	-	-	#NAME?	-	-
<b>DEPRECIATION &amp; AMORTIZATION</b>		#NAME?	-		#NAME?	-	
<b>RESERVES / CONTINGENCY</b>		#NAME?	-		#NAME?	-	
<b>TOTAL EXPENSES</b>	-	#NAME?	-	-	#NAME?	-	-
<b>NET INCOME</b>	-	#NAME?	-	-	#NAME?	-	-

2016-17							
Total Revenue	-	#NAME?	-	-	#NAME?	-	-
Total Expenses	-	#NAME?	-	-	#NAME?	-	-
Net Income	-	#NAME?	-	-	#NAME?	-	-
Actual Student Enrollment	-	#NAME?	-	-	#NAME?	-	-

*NOTE: Enrollment, Revenue and Expenditure Data IN the 'Total and Variance Analysis' Section is Based on LAST ACTUAL Quarter Completed	1st Quarter - 7/1 - 9/30			2nd Quarter - 10/1 - 12/31			3rd Quarter
	Actual	Current Budget	Variance	Actual	Current Budget	Variance	Actual

ENROLLMENT - *School Districts Are Linked To Above Entries*							
NYC CHANCELLOR'S OFFICE	-	#NAME?	-	-	#NAME?	-	-
-	-	#NAME?	-	-	#NAME?	-	-
-	-	#NAME?	-	-	#NAME?	-	-
-	-	#NAME?	-	-	#NAME?	-	-
-	-	#NAME?	-	-	#NAME?	-	-
-	-	#NAME?	-	-	#NAME?	-	-
-	-	#NAME?	-	-	#NAME?	-	-
-	-	#NAME?	-	-	#NAME?	-	-
-	-	#NAME?	-	-	#NAME?	-	-
-	-	#NAME?	-	-	#NAME?	-	-
-	-	#NAME?	-	-	#NAME?	-	-
-	-	#NAME?	-	-	#NAME?	-	-
-	-	#NAME?	-	-	#NAME?	-	-
-	-	#NAME?	-	-	#NAME?	-	-
-	-	#NAME?	-	-	#NAME?	-	-
-	-	#NAME?	-	-	#NAME?	-	-
ALL OTHER School Districts: ( Count = 0 )	-	#NAME?	-	-	#NAME?	-	-
TOTAL ENROLLMENT	-	#NAME?	-	-	#NAME?	-	-
REVENUE PER PUPIL	-	#NAME?	-	-	#NAME?	-	-
EXPENSES PER PUPIL	-	#NAME?	-	-	#NAME?	-	-



XCELLENCE n					
Total Revenue	#NAME?	-	-	#NAME?	-
Total Expenses	#NAME?	-	-	#NAME?	-
Net Income	#NAME?	-	-	#NAME?	-
Actual Student Enrollment	#NAME?	-	-	#NAME?	-
*NOTE: Enrollment, Revenue and Expenditure Data IN the 'Total and Variance Analysis' Section is Based on LAST ACTUAL Quarter Completed	Quarter - 1/1 - 3/31		4th Quarter - 4/1 - 6/30		
	Current Budget	Variance	Actual	Current Budget	Variance
EXPENSES					
ADMINISTRATIVE STAFF PERSONNEL COSTS					
Quarter 0					
No. of Positions					
Executive Management	#NAME?	#NAME?	-	#NAME?	-
Instructional Management	#NAME?	#NAME?	-	#NAME?	-
Deans, Directors & Coordinators	#NAME?	#NAME?	-	#NAME?	-
CFO / Director of Finance	#NAME?	#NAME?	-	#NAME?	-
Operation / Business Manager	#NAME?	#NAME?	-	#NAME?	-
Administrative Staff	#NAME?	#NAME?	-	#NAME?	-
TOTAL ADMINISTRATIVE STAFF	#NAME?	#NAME?	-	#NAME?	-
INSTRUCTIONAL PERSONNEL COSTS					
Teachers - Regular	#NAME?	#NAME?	-	#NAME?	-
Teachers - SPED	#NAME?	#NAME?	-	#NAME?	-
Substitute Teachers	#NAME?	#NAME?	-	#NAME?	-
Teaching Assistants	#NAME?	#NAME?	-	#NAME?	-
Specialty Teachers	#NAME?	#NAME?	-	#NAME?	-
Aides	#NAME?	#NAME?	-	#NAME?	-
Therapists & Counselors	#NAME?	#NAME?	-	#NAME?	-
Other	#NAME?	#NAME?	-	#NAME?	-
TOTAL INSTRUCTIONAL	#NAME?	#NAME?	-	#NAME?	-
NON-INSTRUCTIONAL PERSONNEL COSTS					
Nurse	#NAME?	#NAME?	-	#NAME?	-
Librarian	#NAME?	#NAME?	-	#NAME?	-
Custodian	#NAME?	#NAME?	-	#NAME?	-
Security	#NAME?	#NAME?	-	#NAME?	-
Other	#NAME?	#NAME?	-	#NAME?	-
TOTAL NON-INSTRUCTIONAL	#NAME?	#NAME?	-	#NAME?	-
SUBTOTAL PERSONNEL SERVICE COSTS					
#NAME?	#NAME?	-	-	#NAME?	-
PAYROLL TAXES AND BENEFITS					
Payroll Taxes	#NAME?	-	#NAME?	#NAME?	-
Fringe / Employee Benefits	#NAME?	-	#NAME?	#NAME?	-
Retirement / Pension	#NAME?	-	#NAME?	#NAME?	-
TOTAL PAYROLL TAXES AND BENEFITS	#NAME?	-	-	#NAME?	-
TOTAL PERSONNEL SERVICE COSTS					
#NAME?	#NAME?	-	-	#NAME?	-
CONTRACTED SERVICES					
Accounting / Audit	#NAME?	-	#NAME?	#NAME?	-
Legal	#NAME?	-	#NAME?	#NAME?	-
Management Company Fee	#NAME?	-	#NAME?	#NAME?	-
Nurse Services	#NAME?	-	#NAME?	#NAME?	-
Food Service / School Lunch	#NAME?	-	#NAME?	#NAME?	-
Payroll Services	#NAME?	-	#NAME?	#NAME?	-
Special Ed Services	#NAME?	-	#NAME?	#NAME?	-
Titlement Services (i.e. Title I)	#NAME?	-	#NAME?	#NAME?	-
Other Purchased / Professional / Consulting	#NAME?	-	#NAME?	#NAME?	-
TOTAL CONTRACTED SERVICES	#NAME?	-	-	#NAME?	-

XCELLENCE					
n					
Total Revenue	#NAME?	-	-	#NAME?	-
Total Expenses	#NAME?	-	-	#NAME?	-
Net Income	#NAME?	-	-	#NAME?	-
Actual Student Enrollment	#NAME?	-	-	#NAME?	-
		Quarter - 1/1 - 3/31		4th Quarter - 4/1 - 6/30	
*NOTE: Enrollment, Revenue and Expenditure Data IN the 'Total and Variance Analysis' Section is Based on LAST ACTUAL Quarter Completed					
		Current Budget	Variance	Actual	Current Budget Variance
SCHOOL OPERATIONS					
Board Expenses	#NAME?	-		#NAME?	-
Classroom / Teaching Supplies & Materials	#NAME?	-		#NAME?	-
Special Ed Supplies & Materials	#NAME?	-		#NAME?	-
Textbooks / Workbooks	#NAME?	-		#NAME?	-
Supplies & Materials other	#NAME?	-		#NAME?	-
Equipment / Furniture	#NAME?	-		#NAME?	-
Telephone	#NAME?	-		#NAME?	-
Technology	#NAME?	-		#NAME?	-
Student Testing & Assessment	#NAME?	-		#NAME?	-
Field Trips	#NAME?	-		#NAME?	-
Transportation (student)	#NAME?	-		#NAME?	-
Student Services - other	#NAME?	-		#NAME?	-
Office Expense	#NAME?	-		#NAME?	-
Staff Development	#NAME?	-		#NAME?	-
Staff Recruitment	#NAME?	-		#NAME?	-
Student Recruitment / Marketing	#NAME?	-		#NAME?	-
School Meals / Lunch	#NAME?	-		#NAME?	-
Travel (Staff)	#NAME?	-		#NAME?	-
Fundraising	#NAME?	-		#NAME?	-
Other	#NAME?	-		#NAME?	-
TOTAL SCHOOL OPERATIONS	#NAME?	-	-	#NAME?	-
FACILITY OPERATION & MAINTENANCE					
Insurance	#NAME?	-		#NAME?	-
Janitorial	#NAME?	-		#NAME?	-
Building and Land Rent / Lease / Facility Finance Interest	#NAME?	-		#NAME?	-
Repairs & Maintenance	#NAME?	-		#NAME?	-
Equipment / Furniture	#NAME?	-		#NAME?	-
Security	#NAME?	-		#NAME?	-
Utilities	#NAME?	-		#NAME?	-
TOTAL FACILITY OPERATION & MAINTENANCE	#NAME?	-	-	#NAME?	-
DEPRECIATION & AMORTIZATION					
	#NAME?	-		#NAME?	-
RESERVES / CONTINGENCY					
	#NAME?	-		#NAME?	-
TOTAL EXPENSES	#NAME?	-	-	#NAME?	-
NET INCOME	#NAME?	-	-	#NAME?	-



XCELLENCE n					
Total Revenue	#NAME?	-	-	#NAME?	-
Total Expenses	#NAME?	-	-	#NAME?	-
Net Income	#NAME?	-	-	#NAME?	-
Actual Student Enrollment	#NAME?	-	-	#NAME?	-
*NOTE: Enrollment, Revenue and Expenditure Data IN the 'Total and Variance Analysis' Section is Based on LAST ACTUAL Quarter Completed		3rd Quarter - 1/1 - 3/31		4th Quarter - 4/1 - 6/30	
		Current Budget	Variance	Actual	Current Budget      Variance
ENROLLMENT - *School Districts Are Linked To Above Entries*					
NYC CHANCELLOR'S OFFICE	#NAME?	-	-	#NAME?	-
-	#NAME?	-	-	#NAME?	-
-	#NAME?	-	-	#NAME?	-
-	#NAME?	-	-	#NAME?	-
-	#NAME?	-	-	#NAME?	-
-	#NAME?	-	-	#NAME?	-
-	#NAME?	-	-	#NAME?	-
-	#NAME?	-	-	#NAME?	-
-	#NAME?	-	-	#NAME?	-
-	#NAME?	-	-	#NAME?	-
-	#NAME?	-	-	#NAME?	-
-	#NAME?	-	-	#NAME?	-
-	#NAME?	-	-	#NAME?	-
-	#NAME?	-	-	#NAME?	-
-	#NAME?	-	-	#NAME?	-
ALL OTHER School Districts: ( Count = 0 )	#NAME?	-	-	#NAME?	-
TOTAL ENROLLMENT	#NAME?	-	-	#NAME?	-
REVENUE PER PUPIL	#NAME?	-	-	#NAME?	-
EXPENSES PER PUPIL	#NAME?	-	-	#NAME?	-

				BRONX CHARTER SCHOOL FOR EXC						
				Budget / Operating Plan						
				2016-17						
Total Revenue	-	-	-	#NAME?	#NAME?	-	-			
Total Expenses	-	-	-	#NAME?	#NAME?	-	-			
Net Income	-	-	-	#NAME?	#NAME?	-	-			
Actual Student Enrollment	-	-	-			-	-			
				TOTALS AND VARIANCE ANALYSIS						
*NOTE: Enrollment, Revenue and Expenditure Data IN the 'Total and Variance Analysis' Section is Based on LAST ACTUAL Quarter Completed				Actual	Current Budget (Current Quarter)	Actual vs. Current Budget	Current Budget - TY	Actual vs. Current Budget TY	Original Budget (Current Quarter)	Actual vs. Original Budget
REVENUE										
REVENUES FROM STATE SOURCES										
Per Pupil Revenue				CY Per Pupil Rate						
NYC CHANCELLOR'S OFFICE				#NAME?						
-				#N/A						
-				#N/A						
-				#N/A						
-				#N/A						
-				#N/A						
-				#N/A						
-				#N/A						
-				#N/A						
-				#N/A						
-				#N/A						
-				#N/A						
-				#N/A						
-				#N/A						
-				#N/A						
-				#N/A						
-				#N/A						
-				#N/A						
ALL OTHER School Districts: ( Count = 0 )				#N/A						
TOTAL Per Pupil Revenue (Weighted Average Per Pupil Funding)				#NAME?						
Special Education Revenue										
Grants										
Stimulus										
DYCD (Department of Youth and Community Development)										
Other										
Other										
TOTAL REVENUE FROM STATE SOURCES										
REVENUE FROM FEDERAL FUNDING										
IDEA Special Needs										
Title I										
Title Funding - Other										
School Food Service (Free Lunch)										
Grants										
Charter School Program (CSP) Planning & Implementation										
Other										
Other										
TOTAL REVENUE FROM FEDERAL SOURCES										
LOCAL and OTHER REVENUE										
Contributions and Donations										
Fundraising										
Erate Reimbursement										
Earnings on Investments										
Interest Income										
Food Service (Income from meals)										
Text Book										
OTHER										
TOTAL REVENUE FROM LOCAL and OTHER SOURCES										
TOTAL REVENUE				-	-	-	#NAME?	#NAME?	-	-

				BRONX CHARTER SCHOOL FOR EXC				
				Budget / Operating Plan				
				2016-17				
Total Revenue	-	-	-	#NAME?	#NAME?	-	-	
Total Expenses	-	-	-	#NAME?	#NAME?	-	-	
Net Income	-	-	-	#NAME?	#NAME?	-	-	
Actual Student Enrollment	-	-	-			-	-	
				TOTALS AND VARIANCE ANALYSIS				
*NOTE: Enrollment, Revenue and Expenditure Data IN the 'Total and Variance Analysis' Section is Based on LAST ACTUAL Quarter Completed				Actual	Current Budget (Current Quarter)	Actual vs. Current Budget	Current Budget - TY	Actual vs. Current Budget TY
				Actual	Current Budget	Original Budget (Current Quarter)	Actual vs. Original Budget	
EXPENSES	Quarter 0							
ADMINISTRATIVE STAFF PERSONNEL COSTS	No. of Positions							
Executive Management	#NAME?	-	-	-	#NAME?	#NAME?	-	-
Instructional Management	#NAME?	-	-	-	#NAME?	#NAME?	-	-
Deans, Directors & Coordinators	#NAME?	-	-	-	#NAME?	#NAME?	-	-
CFO / Director of Finance	#NAME?	-	-	-	#NAME?	#NAME?	-	-
Operation / Business Manager	#NAME?	-	-	-	#NAME?	#NAME?	-	-
Administrative Staff	#NAME?	-	-	-	#NAME?	#NAME?	-	-
TOTAL ADMINISTRATIVE STAFF	#NAME?	-	-	-	#NAME?	#NAME?	-	-
INSTRUCTIONAL PERSONNEL COSTS								
Teachers - Regular	#NAME?	-	-	-	#NAME?	#NAME?	-	-
Teachers - SPED	#NAME?	-	-	-	#NAME?	#NAME?	-	-
Substitute Teachers	#NAME?	-	-	-	#NAME?	#NAME?	-	-
Teaching Assistants	#NAME?	-	-	-	#NAME?	#NAME?	-	-
Specialty Teachers	#NAME?	-	-	-	#NAME?	#NAME?	-	-
Aides	#NAME?	-	-	-	#NAME?	#NAME?	-	-
Therapists & Counselors	#NAME?	-	-	-	#NAME?	#NAME?	-	-
Other	#NAME?	-	-	-	#NAME?	#NAME?	-	-
TOTAL INSTRUCTIONAL	#NAME?	-	-	-	#NAME?	#NAME?	-	-
NON-INSTRUCTIONAL PERSONNEL COSTS								
Nurse	#NAME?	-	-	-	#NAME?	#NAME?	-	-
Librarian	#NAME?	-	-	-	#NAME?	#NAME?	-	-
Custodian	#NAME?	-	-	-	#NAME?	#NAME?	-	-
Security	#NAME?	-	-	-	#NAME?	#NAME?	-	-
Other	#NAME?	-	-	-	#NAME?	#NAME?	-	-
TOTAL NON-INSTRUCTIONAL	#NAME?	-	-	-	#NAME?	#NAME?	-	-
SUBTOTAL PERSONNEL SERVICE COSTS	#NAME?	-	-	-	#NAME?	#NAME?	-	-
PAYROLL TAXES AND BENEFITS								
Payroll Taxes		-	-	-	#NAME?	#NAME?	-	-
Fringe / Employee Benefits		-	-	-	#NAME?	#NAME?	-	-
Retirement / Pension		-	-	-	#NAME?	#NAME?	-	-
TOTAL PAYROLL TAXES AND BENEFITS		-	-	-	#NAME?	#NAME?	-	-
TOTAL PERSONNEL SERVICE COSTS	#NAME?	-	-	-	#NAME?	#NAME?	-	-
CONTRACTED SERVICES								
Accounting / Audit		-	-	-	#NAME?	#NAME?	-	-
Legal		-	-	-	#NAME?	#NAME?	-	-
Management Company Fee		-	-	-	#NAME?	#NAME?	-	-
Nurse Services		-	-	-	#NAME?	#NAME?	-	-
Food Service / School Lunch		-	-	-	#NAME?	#NAME?	-	-
Payroll Services		-	-	-	#NAME?	#NAME?	-	-
Special Ed Services		-	-	-	#NAME?	#NAME?	-	-
Titlement Services (i.e. Title I)		-	-	-	#NAME?	#NAME?	-	-
Other Purchased / Professional / Consulting		-	-	-	#NAME?	#NAME?	-	-
TOTAL CONTRACTED SERVICES		-	-	-	#NAME?	#NAME?	-	-

				BRONX CHARTER SCHOOL FOR EXC			
				Budget / Operating Plan			
				2016-17			
Total Revenue	-	-	-	#NAME?	#NAME?	-	-
Total Expenses	-	-	-	#NAME?	#NAME?	-	-
Net Income	-	-	-	#NAME?	#NAME?	-	-
Actual Student Enrollment	-	-	-			-	-
				TOTALS AND VARIANCE ANALYSIS			
*NOTE: Enrollment, Revenue and Expenditure Data IN the 'Total and Variance Analysis' Section is Based on LAST ACTUAL Quarter Completed				Actual	Current Budget (Current Quarter)	Actual vs. Current Budget	Original Budget (Current Quarter)
				Actual	Current Budget	Current Budget - TY	Actual vs. Original Budget
SCHOOL OPERATIONS				-	-	-	-
Board Expenses				-	-	-	-
Classroom / Teaching Supplies & Materials				-	-	-	-
Special Ed Supplies & Materials				-	-	-	-
Textbooks / Workbooks				-	-	-	-
Supplies & Materials other				-	-	-	-
Equipment / Furniture				-	-	-	-
Telephone				-	-	-	-
Technology				-	-	-	-
Student Testing & Assessment				-	-	-	-
Field Trips				-	-	-	-
Transportation (student)				-	-	-	-
Student Services - other				-	-	-	-
Office Expense				-	-	-	-
Staff Development				-	-	-	-
Staff Recruitment				-	-	-	-
Student Recruitment / Marketing				-	-	-	-
School Meals / Lunch				-	-	-	-
Travel (Staff)				-	-	-	-
Fundraising				-	-	-	-
Other				-	-	-	-
TOTAL SCHOOL OPERATIONS				-	-	-	-
FACILITY OPERATION & MAINTENANCE				-	-	-	-
Insurance				-	-	-	-
Janitorial				-	-	-	-
Building and Land Rent / Lease / Facility Finance Interest				-	-	-	-
Repairs & Maintenance				-	-	-	-
Equipment / Furniture				-	-	-	-
Security				-	-	-	-
Utilities				-	-	-	-
TOTAL FACILITY OPERATION & MAINTENANCE				-	-	-	-
DEPRECIATION & AMORTIZATION				-	-	-	-
RESERVES / CONTINGENCY				-	-	-	-
TOTAL EXPENSES				-	-	-	-
NET INCOME				-	-	-	-

				BRONX CHARTER SCHOOL FOR EXC			
				Budget / Operating Plan			
				2016-17			
Total Revenue	-	-	-	#NAME?	#NAME?	-	-
Total Expenses	-	-	-	#NAME?	#NAME?	-	-
Net Income	-	-	-	#NAME?	#NAME?	-	-
Actual Student Enrollment	-	-	-			-	-
				TOTALS AND VARIANCE ANALYSIS			
*NOTE: Enrollment, Revenue and Expenditure Data IN the 'Total and Variance Analysis' Section is Based on LAST ACTUAL Quarter Completed				Actual	Current Budget (Current Quarter)	Actual vs. Current Budget	Original Budget (Current Quarter)
				Actual	Current Budget	Current Budget - TY	Actual vs. Original Budget
ENROLLMENT - *School Districts Are Linked To Above Entries*				* Enrollment Data Based on Last Actual Quarter Completed			
NYC CHANCELLOR'S OFFICE				-	-	-	-
-				-	-	-	-
-				-	-	-	-
-				-	-	-	-
-				-	-	-	-
-				-	-	-	-
-				-	-	-	-
-				-	-	-	-
-				-	-	-	-
-				-	-	-	-
-				-	-	-	-
-				-	-	-	-
-				-	-	-	-
-				-	-	-	-
ALL OTHER School Districts: ( Count = 0 )				-	-	-	-
TOTAL ENROLLMENT				-	-	-	-
REVENUE PER PUPIL				-	-	-	-
EXPENSES PER PUPIL				-	-	-	-

ELLENCE

Total Revenue	#NAME?	#NAME?	-	-
Total Expenses	10,630,960	10,630,960	-	-
Net Income	#NAME?	#NAME?	-	-
Actual Student Enrollment			-	
		5		
*NOTE: Enrollment, Revenue and Expenditure Data IN the 'Total and Variance Analysis' Section is Based on LAST ACTUAL Quarter Completed		Actual vs. Original Budget TY	PY Actual (PY TY / No. of COMPLETED Actual CY Quarters	Actual CY vs. Actual PY
<b>REVENUE</b>				
<b>REVENUES FROM STATE SOURCES</b>				
Per Pupil Revenue	CY Per Pupil Rate			
NYC CHANCELLOR'S OFFICE	#NAME?	#NAME?	-	-
-	#N/A	#N/A	-	-
-	#N/A	#N/A	-	-
-	#N/A	#N/A	-	-
-	#N/A	#N/A	-	-
-	#N/A	#N/A	-	-
-	#N/A	#N/A	-	-
-	#N/A	#N/A	-	-
-	#N/A	#N/A	-	-
-	#N/A	#N/A	-	-
-	#N/A	#N/A	-	-
-	#N/A	#N/A	-	-
-	#N/A	#N/A	-	-
-	#N/A	#N/A	-	-
-	#N/A	#N/A	-	-
ALL OTHER School Districts: ( Count = 0 )	#N/A	#N/A	-	-
TOTAL Per Pupil Revenue (Weighted Average Per Pupil Funding)	#NAME?	#NAME?	-	-
Special Education Revenue	935,128	(935,128)	-	-
Grants				
Stimulus	-	-	-	-
DYCD (Department of Youth and Community Development)	-	-	-	-
Other	348,300	(348,300)	-	-
Other	-	-	-	-
TOTAL REVENUE FROM STATE SOURCES	#NAME?	#NAME?	-	-
<b>REVENUE FROM FEDERAL FUNDING</b>				
IDEA Special Needs	46,475	(46,475)	-	-
Title I	237,076	(237,076)	-	-
Title Funding - Other	9,546	(9,546)	-	-
School Food Service (Free Lunch)	-	-	-	-
Grants				
Charter School Program (CSP) Planning & Implementation	-	-	-	-
Other	-	-	-	-
Other	-	-	-	-
TOTAL REVENUE FROM FEDERAL SOURCES	293,097	(293,097)	-	-
<b>LOCAL and OTHER REVENUE</b>				
Contributions and Donations	200,000	(200,000)	-	-
Fundraising	-	-	-	-
Erate Reimbursement	16,297	(16,297)	-	-
Earnings on Investments	-	-	-	-
Interest Income	-	-	-	-
Food Service (Income from meals)	34,704	(34,704)	-	-
Text Book	64,379	(64,379)	-	-
OTHER	-	-	-	-
TOTAL REVENUE FROM LOCAL and OTHER SOURCES	315,380	(315,380)	-	-
<b>TOTAL REVENUE</b>	#NAME?	#NAME?	-	-

ELLEENCE				
----------	--	--	--	--

Total Revenue	#NAME?	#NAME?	-	-
Total Expenses	10,630,960	10,630,960	-	-
Net Income	#NAME?	#NAME?	-	-
Actual Student Enrollment			-	

		5		
*NOTE: Enrollment, Revenue and Expenditure Data IN the 'Total and Variance Analysis' Section is Based on LAST ACTUAL Quarter Completed			Actual vs. Original Budget TY	PY Actual (PY TY / No. of COMPLETED Actual CY Quarters
			Original Budget - TY	Actual CY vs. Actual PY

<b>EXPENSES</b>		Quarter 0		
<b>ADMINISTRATIVE STAFF PERSONNEL COSTS</b>		No. of Positions		
Executive Management	#NAME?		-	-
Instructional Management	#NAME?		518,726	518,726
Deans, Directors & Coordinators	#NAME?		87,505	87,505
CFO / Director of Finance	#NAME?		-	-
Operation / Business Manager	#NAME?		-	-
Administrative Staff	#NAME?		183,532	183,532
TOTAL ADMINISTRATIVE STAFF	#NAME?		789,763	789,763
<b>INSTRUCTIONAL PERSONNEL COSTS</b>				
Teachers - Regular	#NAME?		2,245,957	2,245,957
Teachers - SPED	#NAME?		671,851	671,851
Substitute Teachers	#NAME?		-	-
Teaching Assistants	#NAME?		876,302	876,302
Specialty Teachers	#NAME?		591,248	591,248
Aides	#NAME?		-	-
Therapists & Counselors	#NAME?		175,426	175,426
Other	#NAME?		-	-
TOTAL INSTRUCTIONAL	#NAME?		4,560,785	4,560,785
<b>NON-INSTRUCTIONAL PERSONNEL COSTS</b>				
Nurse	#NAME?		-	-
Librarian	#NAME?		-	-
Custodian	#NAME?		83,925	83,925
Security	#NAME?		-	-
Other	#NAME?		-	-
TOTAL NON-INSTRUCTIONAL	#NAME?		83,925	83,925
<b>SUBTOTAL PERSONNEL SERVICE COSTS</b>		#NAME?	5,434,473	5,434,473
<b>PAYROLL TAXES AND BENEFITS</b>				
Payroll Taxes			471,686	471,686
Fringe / Employee Benefits			620,141	620,141
Retirement / Pension			162,439	162,439
TOTAL PAYROLL TAXES AND BENEFITS			1,254,267	1,254,267
<b>TOTAL PERSONNEL SERVICE COSTS</b>		#NAME?	6,688,740	6,688,740
<b>CONTRACTED SERVICES</b>				
Accounting / Audit			166,371	166,371
Legal			5,305	5,305
Management Company Fee			1,598,610	1,598,610
Nurse Services			-	-
Food Service / School Lunch			-	-
Payroll Services			14,863	14,863
Special Ed Services			-	-
Titlement Services (i.e. Title I)			-	-
Other Purchased / Professional / Consulting			533,905	533,905
TOTAL CONTRACTED SERVICES			2,319,054	2,319,054

ELLENC

Total Revenue	#NAME?	#NAME?	-	-
Total Expenses	10,630,960	10,630,960	-	-
Net Income	#NAME?	#NAME?	-	-
Actual Student Enrollment			-	
5				
*NOTE: Enrollment, Revenue and Expenditure Data IN the 'Total and Variance Analysis' Section is Based on LAST ACTUAL Quarter Completed				
	Original Budget - TY	Actual vs. Original Budget TY	PY Actual (PY TY / No. of COMPLETED Actual CY Quarters	Actual CY vs. Actual PY
<b>SCHOOL OPERATIONS</b>				
Board Expenses	-	-	-	-
Classroom / Teaching Supplies & Materials	145,443	145,443	-	-
Special Ed Supplies & Materials	-	-	-	-
Textbooks / Workbooks	64,379	64,379	-	-
Supplies & Materials other	-	-	-	-
Equipment / Furniture	162,469	162,469	-	-
Telephone	33,566	33,566	-	-
Technology	25,993	25,993	-	-
Student Testing & Assessment	35,000	35,000	-	-
Field Trips	21,143	21,143	-	-
Transportation (student)	-	-	-	-
Student Services - other	148,095	148,095	-	-
Office Expense	69,520	69,520	-	-
Staff Development	48,533	48,533	-	-
Staff Recruitment	-	-	-	-
Student Recruitment / Marketing	5,305	5,305	-	-
School Meals / Lunch	43,314	43,314	-	-
Travel (Staff)	14,891	14,891	-	-
Fundraising	-	-	-	-
Other	150,439	150,439	-	-
TOTAL SCHOOL OPERATIONS	968,088	968,088	-	-
<b>FACILITY OPERATION &amp; MAINTENANCE</b>				
Insurance	69,349	69,349	-	-
Janitorial	35,470	35,470	-	-
Building and Land Rent / Lease / Facility Finance Interest	-	-	-	-
Repairs & Maintenance	193,115	193,115	-	-
Equipment / Furniture	-	-	-	-
Security	61,478	61,478	-	-
Utilities	295,667	295,667	-	-
TOTAL FACILITY OPERATION & MAINTENANCE	655,078	655,078	-	-
<b>DEPRECIATION &amp; AMORTIZATION</b>	-	-	-	-
<b>RESERVES / CONTINGENCY</b>	-	-	-	-
<b>TOTAL EXPENSES</b>	10,630,960	10,630,960	-	-
<b>NET INCOME</b>	#NAME?	#NAME?	-	-



ELLENCE
---------

Total Revenue	#NAME?	#NAME?	-	-
Total Expenses	10,630,960	10,630,960	-	-
Net Income	#NAME?	#NAME?	-	-
Actual Student Enrollment			-	
		5		
*NOTE: Enrollment, Revenue and Expenditure Data IN the 'Total and Variance Analysis' Section is Based on LAST ACTUAL Quarter Completed		Actual vs. Original Budget - TY	P Y Actual (P Y TY / No. of COMPLETED Actual CY Quarters	Actual CY vs. Actual PY
		Original Budget - TY		

ENROLLMENT - *School Districts Are Linked To Above Entries*				
NYC CHANCELLOR'S OFFICE			-	-
-			-	-
-			-	-
-			-	-
-			-	-
-			-	-
-			-	-
-			-	-
-			-	-
-			-	-
-			-	-
-			-	-
-			-	-
-			-	-
ALL OTHER School Districts: ( Count = 0 )			-	-
TOTAL ENROLLMENT			-	-
REVENUE PER PUPIL			-	-
EXPENSES PER PUPIL			-	-



**Charter Schools Institute**  
The State University of New York

**Annual Report Requirement**  
*for SUNY Authorized Charter Schools*  
**BRONX CHARTER SCHOOL FOR EXCELLENCE**  
**2016-17**

Administrative  
expenditures per pupil:

\$0.00

Per NYS Statute

Administrative expenditures per pupil: the sum of all general administration salaries and other general administration expenditures divided by the total number of enrolled students. Employee benefit costs or expenditures should not be reported here.

**\*NOTE: THIS TAB ONLY NEEDS TO BE COMPLETED FOR Q4**

**DISCLOSURE OF FINANCIAL INTEREST  
BY A CHARTER SCHOOL TRUSTEE<sup>1</sup>**

FOR INSTITUTE USE ONLY

FILING FOR SCHOOL YEAR: \_\_\_\_\_

DATE RECEIVED: \_\_\_\_\_

1. Name of charter school: Bronx Charter School for Excellence
2. Trustee's name (print): Deirdre Flynn
3. Position(s) on board (e.g., chair, treasurer, committee chair, etc.): Treasurer
4. Home address: 49 W 95th NY 10025
5. Business Address: \_\_\_\_\_
6. Daytime phone: 212 496-2356
7. E-mail: Flyndeirdre@gmail.com
8. Is Trustee an employee of the school? \_\_\_\_ Yes. X No. If you checked yes, please provide a description of the position you hold, your salary and your start date.  
\_\_\_\_\_
9. Identify each interest/transaction (and provide the requested information) that you or any of your immediate family members have held or engaged in with the charter school during the prior school year. If there has been no such financial interest or transaction, please write "None." Please note that if you answered yes to Question 8, you need not disclose again your employment status, salary, etc.


Date(s)	Nature of Financial Interest/Transaction	Steps Taken to Avoid a Conflict of Interest, (e.g., did not vote, did not participate in discussion)	Identity of Person Holding Interest or Engaging in Transaction (e.g., you and/or immediate family member (name))
Please write "None" if applicable. Do not leave this space blank. <u>None</u>			

<sup>1</sup> Form Revised May 24, 2006

10. Identify each individual, business, corporation, union association, firm, partnership, committee proprietorship, franchise holding company, joint stock company, business or real estate trust, non-profit organization, or other organization or group of people doing business with the charter school *and* in which such entity, during the preceding school year, you and/or your immediate family member(s) had a financial interest or other relationship. If you are a member, director, officer or employee of an organization formally partnered with the school that is doing business with the school through a management or services agreement, you need not list every transaction between such entity and the school that is pursuant to such agreement; rather, please identify only the name of the entity, your position in the entity as well as the relationship between such entity and the charter school. If there was no financial interest, please write "None."

Entity Conducting Business with the School	Nature of Business Conducted	Approximate Value of the Business Conducted	Name of Trustee and/or Immediate Family Holding an Interest in the Entity Conducting Business with the School and the Nature of the Interest	Steps Taken to Avoid Conflict of Interest
Please write "None" if applicable. Do not leave this space blank.				
		None		

Signature



Date

6/2/15

**DISCLOSURE OF FINANCIAL INTEREST  
BY A CHARTER SCHOOL TRUSTEE<sup>1</sup>**

**FOR INSTITUTE USE ONLY**

**FILING FOR SCHOOL YEAR:** \_\_\_\_\_

**DATE RECEIVED:** \_\_\_\_\_

1. Name of charter school: BRONX CHARTER SCHOOL FOR EXCELLENCE
2. Trustee's name (print): STACEY LAUREN
3. Position(s) on board (e.g., chair, treasurer, committee chair, etc.): CHAIR
4. Home address: 311 W 102nd St New York N.Y. 10025
5. Business Address: \_\_\_\_\_
6. Daytime phone: 917-494-1346
7. E-mail: StaceyLauren3G@yahoo.com
8. Is Trustee an employee of the school? \_\_\_ Yes. X No. If you checked yes, please provide a description of the position you hold, your salary and your start date.
9. Identify each interest/transaction (and provide the requested information) that you or any of your immediate family members have held or engaged in with the charter school during the prior school year. If there has been no such financial interest or transaction, please write "None." Please note that if you answered yes to Question 8, you need not disclose again your employment status, salary, etc.

Date(s)	Nature of Financial Interest/Transaction	Steps Taken to Avoid a Conflict of Interest, (e.g., did not vote, did not participate in discussion)	Identity of Person Holding Interest or Engaging in Transaction (e.g., you and/or immediate family member (name))
Please write "None" if applicable. Do not leave this space blank.			

<sup>1</sup> Form Revised May 24, 2006

10. Identify each individual, business, corporation, union association, firm, partnership, committee proprietorship, franchise holding company, joint stock company, business or real estate trust, non-profit organization, or other organization or group of people doing business with the charter school *and* in which such entity, during the preceding school year, you and/or your immediate family member(s) had a financial interest or other relationship. If you are a member, director, officer or employee of an organization formally partnered with the school that is doing business with the school through a management or services agreement, you need not list every transaction between such entity and the school that is pursuant to such agreement; rather, please identify only the name of the entity, your position in the entity as well as the relationship between such entity and the charter school. If there was no financial interest, please write "None."

Entity Conducting Business with the School	Nature of Business Conducted	Approximate Value of the Business Conducted	Name of Trustee and/or Immediate Family Holding an Interest in the Entity Conducting Business with the School and the Nature of the Interest	Steps Taken to Avoid Conflict of Interest
<i>Please write "None" if applicable. Do not leave this space blank.</i>				

Stacey Cauer  
Signature

6/2/2015  
Date

**DISCLOSURE OF FINANCIAL INTEREST  
BY A CHARTER SCHOOL TRUSTEE<sup>1</sup>**

FOR INSTITUTE USE ONLY  
FILING FOR SCHOOL YEAR: \_\_\_\_\_  
DATE RECEIVED: \_\_\_\_\_

1. Name of charter school: Bronx Charter School for Excellence
2. Trustee's name (print): Mardi Schecter
3. Position(s) on board (e.g., chair, treasurer, committee chair, etc.): Vice Chair
4. Home address: 255 W. 88th St. #12D NY NY 10024
5. Business Address: 420 Lexington Ave #2050 NY NY 10170
6. Daytime phone: (212) 286-0040
7. E-mail: mschecter@ys-law.com
8. Is Trustee an employee of the school? \_\_\_ Yes. ☒ No. If you checked yes, please provide a description of the position you hold, your salary and your start date.


9. Identify each interest/transaction (and provide the requested information) that you or any of your immediate family members have held or engaged in with the charter school during the prior school year. If there has been no such financial interest or transaction, please write "None." Please note that if you answered yes to Question 8, you need not disclose again your employment status, salary, etc.

Date(s)	Nature of Financial Interest/Transaction	Steps Taken to Avoid a Conflict of Interest, (e.g., did not vote, did not participate in discussion)	Identity of Person Holding Interest or Engaging in Transaction (e.g., you and/or immediate family member (name))
Please write "None" if applicable. Do not leave this space blank.			

<sup>1</sup> Form Revised May 24, 2006

10. Identify each individual, business, corporation, union association, firm, partnership, committee proprietorship, franchise holding company, joint stock company, business or real estate trust, non-profit organization, or other organization or group of people doing business with the charter school *and* in which such entity, during the preceding school year, you and/or your immediate family member(s) had a financial interest or other relationship. If you are a member, director, officer or employee of an organization formally partnered with the school that is doing business with the school through a management or services agreement, you need not list every transaction between such entity and the school that is pursuant to such agreement; rather, please identify only the name of the entity, your position in the entity as well as the relationship between such entity and the charter school. If there was no financial interest, please write "None."

Entity Conducting Business with the School	Nature of Business Conducted	Approximate Value of the Business Conducted	Name of Trustee and/or Immediate Family Holding an Interest in the Entity Conducting Business with the School and the Nature of the Interest	Steps Taken to Avoid Conflict of Interest
Yankins & Schechter LLP <i>Please write "None" if applicable.</i>	law firm- legal services	Pro bono	Mardi Schechter <i>Do not leave this space blank.</i>	Pro bono-

  
Signature

6/13/15  
Date



**DISCLOSURE OF FINANCIAL INTEREST  
BY A CHARTER SCHOOL TRUSTEE<sup>1</sup>**

FOR INSTITUTE USE ONLY

FILING FOR SCHOOL YEAR: \_\_\_\_\_

DATE RECEIVED: \_\_\_\_\_

1. Name of charter school: Bronx Charter School for Excellence
2. Trustee's name (print): Joyce Frost
3. Position(s) on board (e.g., chair, treasurer, committee chair, etc.): V.P.
4. Home address: 304 W. 91<sup>st</sup> NYC NY 10024
5. Business Address: 519 8<sup>th</sup> Ave, 26<sup>th</sup> fl NYC
6. Daytime phone: 212-799-0252
7. E-mail: joycefrost@nycsideadvisors.com
8. Is Trustee an employee of the school? \_\_\_\_ Yes. ☒ No. If you checked yes, please provide a description of the position you hold, your salary and your start date.

9. Identify each interest/transaction (and provide the requested information) that you or any of your immediate family members have held or engaged in with the charter school during the prior school year. If there has been no such financial interest or transaction, please write "None." Please note that if you answered yes to Question 8, you need not disclose again your employment status, salary, etc.

Date(s)	Nature of Financial Interest/Transaction	Steps Taken to Avoid a Conflict of Interest, (e.g., did not vote, did not participate in discussion)	Identity of Person Holding Interest or Engaging in Transaction (e.g., you and/or immediate family member (name))
Please write "None" if applicable. Do not leave this space blank.			

<sup>1</sup> Form Revised May 24, 2006

10. Identify each individual, business, corporation, union association, firm, partnership, committee proprietorship, franchise holding company, joint stock company, business or real estate trust, non-profit organization, or other organization or group of people doing business with the charter school *and* in which such entity, during the preceding school year, you and/or your immediate family member(s) had a financial interest or other relationship. If you are a member, director, officer or employee of an organization formally partnered with the school that is doing business with the school through a management or services agreement, you need not list every transaction between such entity and the school that is pursuant to such agreement; rather, please identify only the name of the entity, your position in the entity as well as the relationship between such entity and the charter school. If there was no financial interest, please write "None."

Entity Conducting Business with the School	Nature of Business Conducted	Approximate Value of the Business Conducted	Name of Trustee and/or Immediate Family Holding an Interest in the Entity Conducting Business with the School and the Nature of the Interest	Steps Taken to Avoid Conflict of Interest
Please write "None" if applicable. Do not leave this space blank.				

Jaye Frank  
Signature

6/2/15  
Date



# Entry 9 BOT Table

Last updated: 08/01/2016

## Page 1

### 1. Current Board Member Information

	Trustee Name	Email Address	Position on the Board	Committee Affiliations	Voting Member? (Y/N)	Area of Expertise, and/or Additional Role at School (parent, staff member, etc.)	Number of Terms Served and Length of Each (Include election date and term expiration)
1	Stacey Lauren	<a href="mailto:staceylaur3q@gmail.com">staceylaur3q@gmail.com</a>	Chair/Board President	Finance, Education and Accountability, Executive	Yes		1 served of 2 year term, expires 6/2/17
2	Mardi Schecter	<a href="mailto:mschecter@ys-law.com">mschecter@ys-law.com</a>	Vice Chair/Vice President	Executive	Yes	Legal Background	1 served of 2 year term, expires 6/2/17
3	Deirdre Flynn	<a href="mailto:flynnndeirdre@gmail.com">flynnndeirdre@gmail.com</a>	Treasurer	Finance, Executive	Yes		1 served of 2 year term, expires 6/2/17
4	Joyce Frost	<a href="mailto:joycefrost@riversideadvisors.com">joycefrost@riversideadvisors.com</a>	Vice Chair/Vice President	Finance, Executive	Yes		1 served of 2 year term, expires 6/2/17
5	Tanya Osborne	<a href="mailto:mylesjacobsmom@gmail.com">mylesjacobsmom@gmail.com</a>	Parent Representative		No		N/A
6							

7							
8							
9							
10							
11							
12							
13							
14							
15							
16							
17							
18							
19							
20							

## 2. Total Number of Members on June 30, 2015

5

## 3. Total Number of Members Joining the Board 2015-16 School Year

2

## 4. Total Number of Members Departing the Board during the 2015-16 School Year

0

## 5. Number of Voting Members 2015-16, as set by the by-laws, resolution or minutes

4

## 6. Number of Board Meetings Conducted in the 2015-16 School Year

5

---

**7. Number of Board Meetings Scheduled for the 2016-17 School Year**

5

**Thank you.**

## **Bronx Charter School for Excellence 2015-2016 Enrollment and Retention Efforts**

The mission of the Bronx Charter School for Excellence is to prepare young people to compete for admission to and succeed in top public, private and parochial high schools by cultivating their intellectual, artistic, social, emotional and ethical development. The school accomplishes this by constantly striving to create a supportive and caring environment that at all times has high expectations of its students and offers a challenging and rigorous academic curriculum.

As part of our admission/lottery process every year, we advertise in City News, Bronx Times and Parkchester News. During this time, bilingual staff members from BCSE visit various early childhood education centers to distribute applications and share knowledge about what the school has to offer for students who are English Language Learners (ELL). In addition to the above, our applications are translated in both Spanish and Bengali to reach out to those families who may not completely read, write or speak English. We also plan on translating our applications in other languages as the need arises.

One major concern for parents who are interested in applying for their child, who has a disability, is whether or not we can accommodate their child at BCSE. BCSE mainstreams students with special needs. Additionally, BCSE serves students who have special learning needs and provides services including: Integrated Co-Teaching (ICT), Special Education Teacher Support Services (SETSS), Counseling, Speech, Occupational Therapy and Physical Therapy. There has been small fluctuation in the percentages of ELL and SPED enrollment. SPED has increased over the past three years, while ELL tends to fluctuate year to year. Please see our comparison of the last three academic years below.

	2015-2016 School Year	2014-2015 School Year	2013-2014 School Year	2012-2013 School Year
English Language Learners	8%	6%	7%	8%
Special Education	10%	10.7%	11.8%	11.4%

Initially, once we have enrolled students into BCSE, we find that about 10-15% of the kindergarten population have to be tested through the NYSELAT to determine their level of English proficiency. Through immersion and high quality assistance from the teachers, students are tested out by the time they are in first or second grade.

Our district preference helps us maintain the same families because they live in or around the area. Meanwhile, our sibling preference helps us retain the same families because they do not have to worry about having to find another school to enroll their child in. It is automatic enrollment for existing families. Below, you will see our retention rate for the 2015-2016 school year compared to previous school years.

### **2015-16 Student Retention Rate**

2014-15 Enrollment	Number of Students Who Graduated in 2014-15	Number of Students Who Returned in 2015-16	Retention Rate 2015-16 Re-enrollment ÷ (2014-15 Enrollment – Graduates)
644	55	562	96%

Additional Evidence:

Year	Retention Rate
2010-11	95%
2011-12	94%
2012-13	97%
2013-14	97%
2014-15	98%
2015-16	96%

We are going to request an amendment to our charter that will add a preference for low income families and families who receive government assistance. This will allow us to reach out to those families who qualify for free and reduced priced lunch.



# Entry 12 Teacher and Administrator Attrition

Last updated: 08/01/2016

Report changes in teacher and administrator staffing.

## Page 1

### Instructions for completing the Teacher and Administrator Attrition Tables

The following tables reflect formatting in the online portal required for Regents authorized charter schools. Schools should provide, for teachers and administrators only, the full time equivalent (FTE) of staff on June 30, 2015; the FTE for added staff from July 1, 2015 through June 30, 2016; and the FTE for any departed staff from July 1, 2015 through June 30, 2016 using the two tables provided.

#### 2015-16 Teacher Attrition Table

	FTE Teachers on June 30, 2015	FTE Teachers Departed 7/1/15 - 6/30/16	FTE Teachers Filling Vacant Positions 7/1/15 - 6/30/16	FTE Teachers Added in New Positions 7/1/15-6/30/16	FTE of Teachers on June 30, 2016
	55	17	19	0	56

#### 2015-16 Administrator Position Attrition Table

	FTE Administrative Positions on June 30, 2015	FTE Administrators Departed 7/1/15 - 6/30/16	FTE Administrators Filling Vacant Positions 7/1/15 - 6/30/16	FTE Administrators Added in New Positions 7/1/15-6/30/16	FTE Administrative Positions on June 30, 2016
	6	1	0	0	5

Thank you



# BRONX CHARTER SCHOOL FOR EXCELLENCE | 2016-2017 CALENDAR

22 – Teacher's Return

AUGUST 2016						
S	M	T	W	Th	F	S
	1	2	3	4	5	6
7	8	9	10	11	12	13
14	15	16	17	18	19	20
21	22	23	24	25	26	27
28	29	30	31			

FEBRUARY 2017						
S	M	T	W	Th	F	S
			1	2	3	4
5	6	7	8	9	10	11
12	13	14	15	16	17	18
19	20	21	22	23	24	25
26	27	28				

20 Presidents' Day  
21-24 – Mid-Winter Recess

15 Days of School

5 Labor Day - Closed  
6 – FIRST DAY OF SCHOOL  
12 – Eid Al-Adha – Closed

SEPTEMBER 2016						
S	M	T	W	Th	F	S
				1	2	3
4	5	6	7	8	9	10
11	12	13	14	15	16	17
18	19	20	21	22	23	24
25	26	27	28	29	30	

18 Days of school

MARCH 2017						
S	M	T	W	Th	F	S
			1	2	3	4
5	6	7	8	9	10	11
12	13	14	15	16	17	18
19	20	21	22	23	24	25
26	27	28	29	30	31	

23 Days of School

3-4 – Rosh Hashanah - Closed  
10 Columbus Day  
31 Halloween

OCTOBER 2016						
S	M	T	W	Th	F	S
						1
2	3	4	5	6	7	8
9	10	11	12	13	14	15
16	17	18	19	20	21	22
23	24	25	26	27	28	29
30	31					

18 Days of School

APRIL 2017						
S	M	T	W	Th	F	S
						1
2	3	4	5	6	7	8
9	10	11	12	13	14	15
16	17	18	19	20	21	22
23	24	25	26	27	28	29
30						

10-18 – Spring Recess  
14 Good Friday

13 Days of School

8 – Election Day - Closed  
11 Veterans Day  
24 Thanksgiving Day

NOVEMBER 2016						
S	M	T	W	Th	F	S
		1	2	3	4	5
6	7	8	9	10	11	12
13	14	15	16	17	18	19
20	21	22	23	24	25	26
27	28	29	30			

18 Days of School

MAY 2017						
S	M	T	W	Th	F	S
	1	2	3	4	5	6
7	8	9	10	11	12	13
14	15	16	17	18	19	20
21	22	23	24	25	26	27
28	29	30	31			

29 Memorial Day

22 Days of School

25-30 Christmas Recess

DECEMBER 2016						
S	M	T	W	Th	F	S
				1	2	3
4	5	6	7	8	9	10
11	12	13	14	15	16	17
18	19	20	21	22	23	24
25	26	27	28	29	30	31

17 Days of School

JUNE 2017						
S	M	T	W	Th	F	S
				1	2	3
4	5	6	7	8	9	10
11	12	13	14	15	16	17
18	19	20	21	22	23	24
25	26	27	28	29	30	

12 – Clerical Day – Closed  
23 – Last day of school

16 Days of School

2 – No School  
16 M.L. King Day

JANUARY 2017						
S	M	T	W	Th	F	S
1	2	3	4	5	6	7
8	9	10	11	12	13	14
15	16	17	18	19	20	21
22	23	24	25	26	27	28
29	30	31				

20 Days of School

180 Total School Days