



# I. SCHOOL INFORMATION AND COVER PAGE (To be Completed By All Charter Schools)

Created: 07/17/2015

Last updated: 08/03/2015

Please be advised that you will need to complete this task first (including signatures) before all of the other tasks assigned to you by your authorizer are visible on your task page. While completing this task, please ensure that you select the correct authorizer or you may not be assigned the correct tasks.

## Page 1

### 1. SCHOOL NAME AND AUTHORIZER

(Select name from the drop down menu)

ACHIEVEMENT FIRST APOLLO CS (SUNY TRUSTEES) 331900860933

### 2. CHARTER AUTHORIZER

(For technical reasons, please re-select authorizer name from the drop down menu).

SUNY-Authorized Charter School

### 3. DISTRICT / CSD OF LOCATION

NYC CSD 19

### 4. SCHOOL INFORMATION

	PRIMARY ADDRESS	PHONE NUMBER	FAX NUMBER	EMAIL ADDRESS
	350 Linwood Street, Brooklyn, NY 11208	347-471-2620	718-235-2649	

### 4a. PHONE CONTACT NUMBER FOR AFTER HOURS EMERGENCIES

Contact Name	Brett Leghorn
Title	Regional Director of Operations
Emergency Phone Number (###-###-####)	

### 5. SCHOOL WEB ADDRESS (URL)

[www.achievementfirst.org](http://www.achievementfirst.org)

### 6. DATE OF INITIAL CHARTER

2008-10-01 00:00:00

## 7. DATE FIRST OPENED FOR INSTRUCTION

2010-08-01 00:00:00

## 8. FINAL VERIFIED BEDS ENROLLMENT FOR THE 2014-15 School Year as reported to Department's Office of Information and Reporting Services (via the NYC DOE for charter schools in NYC) in August.

000

## 9. GRADES SERVED IN SCHOOL YEAR 2014-15

Check all that apply

Grades Served	K, 1, 2, 3, 4, 5
---------------	------------------

## 10. DOES THE SCHOOL CONTRACT WITH A CHARTER OR EDUCATIONAL MANAGEMENT ORGANIZATION?

	Yes/No	Name of CMO/EMO
	Yes	Achievement First

## 10a. Please provide the name and contact information for each of the following individuals who are management level personnel associated with the CMO.

	Name	Work Phone	Alternate Phone	Email Address	Contact this individual also in emergencies
CEO (e.g., network superintendent)	Dacia Toll				No
CFO (e.g., network CFO)	Max Polaner				No
Compliance Contact	Peter Cymrot				Yes
Complaint Contact	Peter Cymrot				Yes

## Page 2

## 11. FACILITIES

Will the School maintain or operate multiple sites?

Yes, 2 sites
--------------

## 12. SCHOOL SITES

Please list the sites where the school will operate in 2015-16.

	Physical Address	Phone Number	District/CSD	Grades Served at Site	School at Full Capacity at Site	Facilities Agreement
Site 1 (same as primary site)	350 Linwood Street	347-471-2620	CSD 19	K-4	Yes	DOE space
Site 2	350 Linwood Street	347-471-2680	CSD 19	5-6	No	DOE space
Site 3						

**12a. Please provide the contact information for Site 1 (same as the primary site).**

	Name	Work Phone	Alternate Phone	Email Address
School Leader	Jesse Balis-Harris			
Operational Leader	Max Turner			
Compliance Contact	Peter Cymrot			
Complaint Contact	Peter Cymrot			

**12b. Please provide the contact information for Site 2.**

	Name	Work Phone	Alternate Phone	Email Address
School Leader	Michael Hendricks			
Operational Leader	Miriam Rene			
Compliance Contact	Peter Cymrot			
Complaint Contact	Peter Cymrot			

**Page 3**

**14. Were there any revisions to the school's charter during the 2014-2015 school year? (Please include both those that required authorizer approval and those that did not require authorizer approval).**

Yes
-----

**14a. Summary of Charter Revisions**

	Category (Select Best Description)	Specific Revision (150 word limit)	Date Approved by BOT (if applicable)	Date Approved by Authorizer (if applicable)
--	------------------------------------	------------------------------------	--------------------------------------	---

1	Change in admissions/enrollment policy	Updated the admissions policy, including increasing the weighted preference for English Language Learners.	03/19/2015	
2	Change in organizational structure	An amendment to merge the school with Achievement First Aspire, Achievement First Brownsville, and Achievement First Bushwick, with Achievement First Bushwick as sole successor, was finalized. the merger became effective on July 1, 2015.	06/02/2014	03/06/2015
3				
4				
5				

**15. Name and Position of Individual(s) Who Completed the 2014-15 Annual Report.**


Peter Cymrot, Senior Counsel

**16. Our signatures below attest that all of the information contained herein is truthful and accurate and that this charter school is in compliance with all aspects of its charter, and with all pertinent Federal, State, and local laws, regulations, and rules. We understand that if any information in any part of this report is found to have been deliberately misrepresented, that will constitute grounds for the revocation of our charter. Check **YES** if you agree and use the mouse on your PC or the stylus on your mobile device to sign your name).**


**Responses Selected:**

Yes

**Signature, Head of Charter School**



**Signature, President of the Board of Trustees**



**Thank you.**





# Appendix A: Link to the New York State School Report Card

Created: 07/17/2015

Last updated: 08/03/2015

---

## Page 1

**Charter School Name:**

---

### **1. NEW YORK STATE REPORT CARD**

**Provide a direct URL or web link to the most recent New York State School Report Card for the charter school (See <https://reportcards.nysed.gov/>).**

(Charter schools completing year one will not yet have a School Report Card or link to one. Please type "URL is not available" in the space provided).

<http://data.nysed.gov/reportcard.php?year=2014&instid=800000063975>



# **ACHIEVEMENT FIRST APOLLO CHARTER SCHOOL**

## **2014-15 ACCOUNTABILITY PLAN PROGRESS REPORT**

Submitted to the SUNY Charter Schools Institute on:

September 15, 2015

By Umang Gupta

350 Linwood Street  
Brooklyn, NY 11208  
Phone: 347-471-2620



Umang Gupta, Data & Policy Analyst has prepared this 2014-15 Accountability Progress Report on behalf of the school's board of trustees:

Trustee's Name	Board Position
Deborah Shanley	Chair
Jon Atkeson	Treasurer
Andy Hubbard	Secretary
Amy Arthur Samuels	
Justin Cohen	
Ted Coons	
Lee Gause	
Lee Gelernt	
L. Priscilla Hall	
Judith Jenkins	
Natasha Lewis	Parent Representative
Adrienne Louiseau	Parent Representative
Claire Robinson	
Dan Russell	
Matt Tartaglia	
Angela Tucker	Parent Representative
Kelly Wachovicz	
Ambrose Wooden Jr.	

**Jabari Sims has served as the school leader since 2010.**

## INTRODUCTION

The mission of Achievement First Apollo Charter School is to provide all of our students with the academic and character skills they need to excel in top colleges, succeed in a competitive world, and serve as the next generation of leaders in their communities. We accomplish this by ensuring that every student attending the school receives a college-preparatory education and is frequently assessed to ensure that she or he is making yearly progress made towards academic goals.

Achievement First Apollo elementary academy opened in August 2010, and served grades K-5 in 2014-15. The student body is 66% Black, 29% Latino, and 4% Asian. 90% of students are eligible for free- or reduced-price lunches. Students are selected by a blind lottery process.

Core elements of the Achievement First model that support our ambitious goal of closing the achievement gap by preparing our students for success include:

- Unwavering focus on breakthrough student achievement
- Aggressive recruitment and retention of talent and diversity
- Consistent, proven, standards-based curriculum
- Disciplined, high-expectations achievement-oriented school culture
- Interim assessments & strategic use of data to drive instruction
- Principals with the power to lead and high-quality, focused training for leaders
- Parents as Partners

### School Enrollment by Grade Level and School Year

School Year	K	1	2	3	4	5	6	7	8	9	10	11	12	Total
2011-12	97	98	72											267
2012-13	94	91	91	63										339
2013-14	94	100	96	81	54									425
2014-15	96	94	96	93	90	95								564

## ENGLISH LANGUAGE ARTS

### **Goal 1: English Language Arts**

All students at Achievement First Apollo Charter School (AF Apollo) will be proficient readers and writers of the English language.

### **Background**

We are deeply rooted in our commitment to ensuring that scholars find true joy in reading and writing, and that they leave our program with a deep appreciation for great books, new information, and diverse perspectives. Reading is both a means to college and career readiness as well as a worthy endeavor in itself. Writing is a means not only to express oneself clearly and concisely, but an opportunity to ignite a passion self-discovery and creative expression.

The achievement gap is both fueled and reinforced by a knowledge and vocabulary gap. We believe that building deep knowledge across a range of essential topics will ensure that students are stronger readers and can access complex, content-rich text. We select texts and writing assignments are selected intentionally to reinforce both *world* and *word* knowledge and to align with our history, science, music and art programs when appropriate.

We do not build knowledge for the sake of building knowledge. Our program aims to ensure that all students are curious citizens, intent on expanding their own knowledge of the world through asking questions, reading, writing and discussion. We aim to spark students' inquisitiveness and develop a sense of joy for building their knowledge. Students will seek new understandings and question their previous assumptions on a variety of topics, including those central to the human experience and current world landscape.

Our students must be voracious & critical readers of varied, complex literature and information text. All students will closely read rich text from diverse genres and perspectives to develop both their analytical skill and critical thinking. Texts are selected for their complexity and for their worthiness, ensuring students engage with revolutionary ideas, well-crafted arguments, and great literature. Our program is designed to help students make coherent, thoughtful arguments using sound and sufficient evidence, so that all students are able to speak and write in a manner that is insightful, persuasive and critical.

### **Goal 1: Absolute Measure**

Each year, 75 percent of all tested students enrolled in at least their second year will perform at proficiency on the New York State English language arts examination for grades 3-8.

## Method

The school administered the New York State Testing Program English language arts assessment to students in 3<sup>rd</sup> through 5<sup>th</sup> grade in April 2015. Each student's raw score has been converted to a grade-specific scaled score and a performance level.

The table below summarizes participation information for this year's test administration. The table indicates total enrollment and total number of students tested. It also provides a detailed breakdown of those students excluded from the exam. Note that this table includes all students according to grade level, even if they have not enrolled in at least their second year (defined as enrolled by BEDS day of the previous school year).

**2014-15 State English Language Arts Exam  
Number of Students Tested and Not Tested**

Grade	Total Tested	Not Tested <sup>1</sup>			Total Enrolled
		IEP	ELL	Absent	
3	92			1	93
4	90				90
5	95				95
6					
7					
8					
All	277			1	278

## Results

Overall, returning students at AF Apollo achieved 31% proficient on the 2015 ELA exam. 4<sup>th</sup> grade was the highest performing group, attaining 34% proficiency. Results of non-returning students were lower at both 3<sup>rd</sup> and 5<sup>th</sup> grade.

**Performance on 2014-15 State English Language Arts Exam  
By All Students and Students Enrolled in At Least Their Second Year**

Grade s	All Students		Enrolled in at least their Second Year	
	Percent Proficient	Number Tested	Percent Proficient	Number Tested
3	27%	92	29%	83
4	34%	90	34%	80
5	19%	95	28%	46

---

<sup>1</sup> Students exempted from this exam according to their Individualized Education Program (IEP), because of English Language Learners (ELL) status, or absence for at least some part of the exam.

6				
7				
8				
All	27%	277	31%	209

## Evaluation

AF Apollo did not achieve this goal. Across the state, scores have been significantly lower in the past three years due to the shift to Common Core Learning Standards. Despite the drop in passing rate, AF Apollo still outperforms its host districts.

## Additional Evidence

Though overall percentage of proficient students decreased, the number of test takers has increased dramatically. When following the 3<sup>rd</sup> grade cohorts, we see an increase from 3<sup>rd</sup> to 4<sup>th</sup> grade in each of the last two years.

### English Language Arts Performance by Grade Level and School Year

Grade	Percent of Students Enrolled in At Least Their Second Year Achieving Proficiency					
	2012-13		2013-14		2014-15	
	Percent	Number Tested	Percent	Number Tested	Percent	Number Tested
3	35%	63	29%	82	29%	83
4			40%	53	34%	80
5					28%	46
6						
7						
8						
All	35%	63	33%	135	31%	209

### Goal 1: Absolute Measure

Each year, the school's aggregate Performance Level Index ("PLI") on the State English language arts exam will meet the Annual Measurable Objective ("AMO") set forth in the state's NCLB accountability system.

## Method

The federal No Child Left Behind law holds schools accountable for making annual yearly progress towards enabling all students to be proficient. As a result, the state sets an AMO each year to determine if schools are making satisfactory progress toward the goal of proficiency in the state's learning standards in English language arts. To achieve this measure, all tested students must have a Performance Level Index ("PLI") value that equals or exceeds the 2014-15 English language arts AMO of 97. The PLI is calculated by adding the sum of the percent of all tested students at Levels 2 through 4

with the sum of the percent of all tested students at Levels 3 and 4. Thus, the highest possible PLI is 200.<sup>2</sup>

## Results

AF Apollo's PLI equaled the AMO goal of 97

### English Language Arts 2014-15 Performance Level Index (PLI)

Number in Cohort	Percent of Students at Each Performance Level			
	Level 1	Level 2	Level 3	Level 4
	29%	45%	21%	5%

$$\begin{array}{rclclclclcl}
 \text{PI} & = & 45 & + & 21 & + & 5 & = & 71 \\
 & & & & 21 & + & 5 & = & \underline{26} \\
 & & & & & & \text{PLI} & = & 97
 \end{array}$$

## Evaluation

AF Apollo achieved this goal

### Goal 1: Comparative Measure

Each year, the percent of all tested students who are enrolled in at least their second year and performing at proficiency on the state English language arts exam will be greater than that of all students in the same tested grades in the local school district.

## Method

A school compares tested students enrolled in at least their second year to all tested students in the surrounding public school district. Comparisons are between the results for each grade in which the school had tested students in at least their second year at the school and the total result for all students at the corresponding grades in the school district.<sup>3</sup>

## Results

The students at AF Apollo outperformed their host district at every single grade, and overall by 14 percentage points.

### 2014-15 State English Language Arts Exam

<sup>2</sup> In contrast to SED's Performance Index, the PLI does not account for year-to-year growth toward proficiency.

<sup>3</sup> Schools can acquire these data when the New York State Education Department releases its Access database containing grade level ELA and math test results for all schools and districts statewide. The NYSED announces the release of the data on its [News Release webpage](#).

### Charter School and District Performance by Grade Level

Grade	Percent of Students at Proficiency			
	Charter School Students In At Least 2 <sup>nd</sup> Year		All District Students	
	Percent	Number Tested	Percent	Number Tested
3	29%	83	17%	1870
4	34%	80	17%	1961
5	28%	46	18%	1782
6				
7				
8				
All	31%	209	17%	5613

#### Evaluation

AF Apollo achieved this goal.

#### Additional Evidence

AF Apollo has consistently achieved this goal in each of the last three years.

### English Language Arts Performance of Charter School and Local District by Grade Level and School Year

Grade	Percent of Students Enrolled in at Least their Second Year Who Are at Proficiency Compared to Local District Students					
	2012-13		2013-14		2014-15	
	Charter School	Local District	Charter School	Local District	Charter School	Local District
3	35%	14%	29%	16%	29%	17%
4			40%	18%	34%	17%
5					28%	18%
6						
7						
8						
All	35%	14%	33%	17%	31%	17%

#### Goal 1: Comparative Measure

Each year, the school will exceed its predicted level of performance on the state English language arts exam by an Effect Size of 0.3 or above (performing higher than expected to a meaningful degree) according to a regression analysis controlling for economically disadvantaged students among all public schools in New York State.

#### Method

The Charter Schools Institute conducts a Comparative Performance Analysis, which compares the school's performance to demographically similar public schools state-wide. The Institute uses a regression analysis to control for the percentage of economically disadvantaged students among all public schools in New York State. The Institute compares the school's actual performance to the predicted performance of public schools with a similar economically disadvantaged percentage. The difference between the schools' actual and predicted performance, relative to other schools with similar economically disadvantaged statistics, produces an Effect Size. An Effect Size of 0.3 or performing higher than expected to a meaningful degree is the requirement for achieving this measure.

Given the timing of the state's release of economically disadvantaged data and the demands of the data analysis, the 2014-15 analysis is not yet available. This report contains 2013-14 results, the most recent Comparative Performance Analysis available.

## Results

The overall effect size of AF Apollo was .84.

### **2013-14 English Language Arts Comparative Performance by Grade Level**

Grade	Percent Economically Disadvantaged	Number Tested	Percent of Students at Levels 3&4		Difference between Actual and Predicted	Effect Size
			Actual	Predicted		
3	83%	82	29%	22%	7%	.47
4	89%	53	40%	21%	19%	1.41
5						
6						
7						
8						
All	87%	135	33%	20%	13%	.84

<b>School's Overall Comparative Performance:</b>
<b><i>Higher than expected to a large degree</i></b>

## Evaluation

AF Apollo achieved this goal, with performance "higher than expected to a large degree".

## Additional Evidence

In the past two years, AF Apollo has achieved this goal.



## English Language Arts Comparative Performance by School Year

School Year	Grades	Percent Eligible for Free Lunch/Economically Disadvantaged	Number Tested	Actual	Predicted	Effect Size
2011-12						
2012-13	3	84%	64	36%	20%	1.26
2013-14	3-4	87%	135	33%	20%	.84

### Goal 1: Growth Measure<sup>4</sup>

Each year, under the state's Growth Model, the school's mean unadjusted growth percentile in English language arts for all tested students in grades 4-8 will be above the state's unadjusted median growth percentile.

### Method

This measure examines the change in performance of the same group of students from one year to the next and the progress they are making in comparison to other students with the same score in the previous year. The analysis only includes students who took the state exam in 2013-14 and also have a state exam score from 2012-13 including students who were retained in the same grade. Students with the same 2012-13 score are ranked by their 2013-14 score and assigned a percentile based on their relative growth in performance (student growth percentile). Students' growth percentiles are aggregated school-wide to yield a school's mean growth percentile. In order for a school to perform above the statewide median, it must have a mean growth percentile greater than 50.

This report contains 2014-15 results, the most recent Growth Model data available.<sup>5</sup>

### Results

4<sup>th</sup> graders achieved this goal, while 5<sup>th</sup> graders did not. Overall AF Apollo students had a Mean Growth Percentile of 51.

#### 2014-15 English Language Arts Mean Growth Percentile by Grade Level

Grade	Mean Growth Percentile	
	School	Statewide Median
4	53	50.0
5	49	50.0
6		50.0
7		50.0
8		50.0

<sup>4</sup> See Guidelines for [Creating a SUNY Accountability Plan](#) for an explanation.

<sup>5</sup> Schools can acquire these data from the NYSED's Business Portal: [portal.nysed.gov](http://portal.nysed.gov).

Grade	Mean Growth Percentile	
All	51	50.0

## Evaluation

AF Apollo achieved this goal.

## Additional Evidence

AF Apollo did not achieve this goal in the previous year, but was able to this year.

## English Language Arts Mean Growth Percentile by Grade Level and School Year

Grade	Mean Growth Percentile			
	2012-13 <sup>6</sup>	2013-14	2014-15	Statewide Median
4		38	53	50.0
5			49	50.0
6				50.0
7				50.0
8				50.0
All		38	51	50.0

## Summary of the English Language Arts Goal

AF Apollo was able to achieve all goals presented except for the absolute goal of 75% of test takers being proficient.

Type	Measure	Outcome
Absolute	Each year, 75 percent of all tested students who are enrolled in at least their second year will perform at proficiency on the New York State English language arts exam for grades 3-8.	Did Not Achieve
Absolute	Each year, the school's aggregate Performance Level Index (PLI) on the state English language arts exam will meet that year's Annual Measurable Objective (AMO) set forth in the state's NCLB accountability system.	Achieved
Comparative	Each year, the percent of all tested students who are enrolled in at least their second year and performing at proficiency on the state English language arts exam will be greater than that of students in the same tested grades in the local school district.	Achieved
Comparative	Each year, the school will exceed its predicted level of performance on the state English language arts exam by an Effect Size of 0.3 or above (performing higher than expected to a small degree) according to a regression analysis controlling for economically disadvantaged students among all public schools in New York State. (Using 2013-14 school district results.)	Achieved
Growth	Each year, under the state's Growth Model the school's mean	Achieved

<sup>6</sup> Grade level results not available.

	unadjusted growth percentile in English language arts for all tested students in grades 4-8 will be above the state's unadjusted median growth percentile.	
--	--	--

## Action Plan

We strongly support the very rigorous Common Core aligned tests, and we have invested heavily in adapting the academic program to meet these college preparatory standards. In 2015-16 we will continue increasing the complexity of texts our scholars are reading, as well as the quality of instruction to support scholars both in building fundamental skills and developing higher order inquiry and analysis skills. Specifically, we will continue to on the following priorities in the 2015-16 school year:

1. Top quality oral and written responses – ensuring that teachers push and support scholars to produce work that is 100% correct and requires complex thinking.
2. Increased focus on text-dependent questions – supporting scholars to do close reading, annotate text, and use evidence in responses.
3. Additional time for vocabulary instruction – ensuring that instructional time is dedicated daily to building academic vocabulary.

The Achievement First network support team has created extensive guiding materials in each of these areas. In addition to curriculum, these materials include skill specific “Fundamentals of Instruction,” which provide a theoretical and practical background for best instructional practices. The curriculum resources are developed and continually improved by exceptional teachers throughout the network called “curriculum fellows,” and are refined by network-level staff in collaboration with national content area experts. These resources will be used by coaches within the context of the regular coaching process to develop teacher skill in each of these areas. In addition, the network *doubled* the amount of summer training for all teachers and leaders in preparation for the 2014-15 school year.

## MATHEMATICS

### Goal 2: Mathematics

Students will demonstrate competency in the understanding and application of mathematical computation and problem solving.

## Background

For students to thrive in the world they will face after college, they must be able to make sense of the world through a mathematical lens. Therefore, learning mathematics requires more than learning facts and procedures for solving certain types of problems. A well-prepared student will develop proficiency and expertise in a number of mathematical practices that have longstanding importance in mathematics education.

In the mathematics program at Achievement First Apollo, mathematical practices come to life through the shifts (focus, coherence, rigor) called for by the Common Core State Standards. We will continue to refine the components of and resources for the program,

on our path to seeing these practices and shifts embodied by our students and driving instruction.

### **Tenets of Achievement First's Mathematics Program:**

1. Conceptual Understanding: comprehension of mathematical concepts, operations, and relations
  - While developing conceptual understanding, students make meaning of mathematics and make connections across mathematical ideas which allows for rapid acquisition of new knowledge, greater retention, and ability to apply in novel contexts.
2. Procedural Fluency: skill in carrying out procedures flexibly, accurately, efficiently, and appropriately
  - The development of procedural fluency allows students to focus mental energy on flexibly approaching and thinking through problems, rather than the steps to perform an accurate calculation.
3. Strategic Competence & Adaptive Reasoning: ability to formulate, represent, and solve mathematical problems; capacity for logical thought, reflection, explanation, and justification
  - The development of these habits of mind prepares students to solve mathematical problems that they may encounter throughout the rest of their academic and social lives.
4. Productive Disposition: habitual inclination to see mathematics as sensible, useful, and worthwhile, coupled with a belief in diligence and one's own efficacy.
  - Students approach challenging situations as opportunities to learn and mistakes made along the way as times for feedback and reflection, not representations of personal failure. This productive disposition is the hallmark of having a growth mindset as opposed to one that is fixed.
5. Problem Solving: the umbrella under which all the opportunities to increase proficiency and expertise with the mathematical practices fall
  - While students engage in problem solving they are making sense of problems, thinking strategically about concept and skill applications, planning and executing a viable approach, and reflecting on process and solutions.

#### **Goal 2: Absolute Measure**

Each year, 75 percent of all tested students enrolled in at least their second year will perform at proficiency on the New York State mathematics examination for grades 3-8.

#### **Method**

The school administered the New York State Testing Program mathematics assessment to students in 3<sup>rd</sup> grade through 5<sup>th</sup> grade in April 2015. Each student's raw score has been converted to a grade-specific scaled score and a performance level.

The table below summarizes participation information for this year's test administration. The table indicates total enrollment and total number of students tested. It also

provides a detailed breakdown of those students excluded from the exam. Note that this table includes all students according to grade level, even if they have not enrolled in at least their second year.

**2014-15 State Mathematics Exam  
Number of Students Tested and Not Tested**

Grade	Total Tested	Not Tested <sup>7</sup>			Total Enrolled
		IEP	ELL	Absent	
3	92			1	93
4	90				90
5	95				95
6					
7					
8					
All	277				278

### Results

Students in their second year at AF Apollo performed better in two out of three grade levels, and by 16 percentage points in grade five.

**Performance on 2014-15 State Mathematics Exam  
By All Students and Students Enrolled in At Least Their Second Year**

Grade s	All Students		Enrolled in at least their Second Year	
	Percent Proficient	Number Tested	Percent Proficient	Number Tested
3	43%	92	47%	83
4	56%	90	51%	80
5	47%	95	63%	46
6				
7				
8				
All	49%	277	52%	209

### Evaluation

AF Apollo did not achieve this goal. Across the state, scores have been significantly lower in the past three years due to the shift to Common Core Learning Standards. Despite the drop in passing rate, AF Apollo still outperforms its host districts as well as the city and state overall.

### Additional Evidence

---

<sup>7</sup> Students exempted from this exam according to their Individualized Education Program (IEP), because of English Language Learners (ELL) status, or absence for at least some part of the exam.

AF Apollo has shown consistent growth in each of the past two years, increasing overall proficiency by 19 percentage points.

### Mathematics Performance by Grade Level and School Year

Grade	Percent of Students Enrolled in At Least Their Second Year Achieving Proficiency					
	2012-13		2013-14		2014-15	
	Percent	Number Tested	Percent	Number Tested	Percent	Number Tested
3	33%	63	34%	83	47%	83
4			47%	53	51%	80
5					63%	46
6						
7						
8						
All	33%	63	39%	136	52%	209

#### Goal 2: Absolute Measure

Each year, the school's aggregate Performance Level Index (PLI) on the State mathematics exam will meet the Annual Measurable Objective (AMO) set forth in the state's NCLB accountability system.

#### Method

The federal No Child Left Behind law holds schools accountable for making annual yearly progress towards enabling all students to be proficient. As a result, the state sets an AMO each year to determine if schools are making satisfactory progress toward the goal of proficiency in the state's learning standards in mathematics. To achieve this measure, all tested students must have a Performance Level Index (PLI) value that equals or exceeds the 2014-15 mathematics AMO of 94. The PLI is calculated by adding the sum of the percent of all tested students at Levels 2 through 4 with the sum of the percent of all tested students at Levels 3 and 4. Thus, the highest possible PLI is 200.<sup>8</sup>

#### Results

AF Apollo's PLI for 2014-15 is 131, exceeding the state set AMO of 97 by 34 points.

#### Mathematics 2014-15 Performance Level Index (PLI)

Number in Cohort	Percent of Students at Each Performance Level			
	Level 1	Level 2	Level 3	Level 4

<sup>8</sup> In contrast to NYSED's Performance Index, the PLI does not account for year-to-year growth toward proficiency.

	18%	33%	36%	13%
--	-----	-----	-----	-----

$$\begin{array}{rclclclclcl}
 \text{PI} & = & 33 & + & 36 & + & 13 & = & 82 \\
 & & & & 36 & + & 13 & = & 49 \\
 & & & & & & \text{PLI} & = & 131
 \end{array}$$

## Evaluation

AF Apollo achieved this goal

### Goal 2: Comparative Measure

Each year, the percent of all tested students who are enrolled in at least their second year and performing at proficiency on the state mathematics exam will be greater than that of all students in the same tested grades in the local school district.

## Method

A school compares the performance of tested students enrolled in at least their second year to that of all tested students in the surrounding public school district. Comparisons are between the results for each grade in which the school had tested students in at least their second year at the school and the total result for all students at the corresponding grades in the school district.<sup>9</sup>

## Results

AF Apollo students outperformed their host district at each grade level.

### 2014-15 State Mathematics Exam Charter School and District Performance by Grade Level

Grade	Percent of Students at Proficiency			
	Charter School Students In At Least 2 <sup>nd</sup> Year		All District Students	
	Percent	Number Tested	Percent	Number Tested
3	47%	83	22%	1909
4	51%	80	21%	2006
5	63%	46	27%	1826
6				
7				
8				
All	52%	209	23%	5741

## Evaluation

AF Apollo achieved this goal.

<sup>9</sup> Schools can acquire these data when the New York State Education Department releases its database containing grade level ELA and math test results for all schools and districts statewide. The NYSED announces the release of the data on its [News Release webpage](#).

## Additional Evidence

Though the district has improved in each of the past two years, AF Apollo has shown greater improvement.

### Mathematics Performance of Charter School and Local District by Grade Level and School Year

Grade	Percent of Students Enrolled in at Least their Second Year Who Are at Proficiency Compared to Local District Students					
	2012-13		2013-14		2014-15	
	Charter School	Local District	Charter School	Local District	Charter School	Local District
3	33%	19%	34%	20%	47%	22%
4			47%	24%	51%	21%
5					63%	27%
6						
7						
8						
All	33%	19%	39%	22%	52%	23%

#### Goal 2: Comparative Measure

Each year, the school will exceed its predicted level of performance on the state mathematics exam by an Effect Size of 0.3 or above (performing higher than expected to a meaningful degree) according to a regression analysis controlling for economically disadvantaged students among all public schools in New York State.

## Method

The Charter Schools Institute conducts a Comparative Performance Analysis, which compares the school's performance to demographically similar public schools state-wide. The Institute uses a regression analysis to control for the percentage of economically disadvantaged students among all public schools in New York State. The Institute compares the school's actual performance to the predicted performance of public schools with a similar economically disadvantaged percentage. The difference between the schools' actual and predicted performance, relative to other schools with similar economically disadvantaged statistics, produces an Effect Size. An Effect Size of 0.3 or performing higher than expected to a meaningful degree is the requirement for achieving this measure.

Given the timing of the state's release of economically disadvantaged data and the demands of the data analysis, the 2014-15 analysis is not yet available. This report contains 2013-14 results, the most recent Comparative Performance Analysis available.

## Results



The effect size of AF Apollo overall is .46

### **2013-14 Mathematics Comparative Performance by Grade Level**

Grade	Percent Economically Disadvantaged	Number Tested	Percent of Students at Levels 3&4		Difference between Actual and Predicted	Effect Size
			Actual	Predicted		
3	83%	83	34%	31%	3%	.14
4	89%	53	47%	28%	19%	.96
5						
6						
7						
8						
All	87%	136	39%	30%	9%	.46

<b>School's Overall Comparative Performance:</b>
<b><i>Higher than expected to a meaningful degree</i></b>

### **Evaluation**

AF Apollo achieves this goal, with a performance “higher than expected to a meaningful degree”.

### **Additional Evidence**

AF Apollo has achieved this goal with the same category of performance in each of the two previous years.

### **Mathematics Comparative Performance by School Year**

School Year	Grades	Percent Eligible for Free Lunch/ Economically Disadvantaged	Number Tested	Actual	Predicted	Effect Size
2011-12						
2012-13	3	84%	64	36%	23%	.73
2013-14	3-4	87%	136	30%	30%	.46

## **Goal 2: Growth Measure<sup>10</sup>**

Each year, under the state's Growth Model, the school's mean unadjusted growth percentile in mathematics for all tested students in grades 4-8 will be above the state's unadjusted median growth percentile.

## **Method**

This measure examines the change in performance of the same group of students from one year to the next and the progress they are making in comparison to other students with the same score in the previous year. The analysis only includes students who took the state exam in 2013-14 and also have a state exam score in 2012-13 including students who were retained in the same grade. Students with the same 2012-13 scores are ranked by their 2013-14 scores and assigned a percentile based on their relative growth in performance (student growth percentile). Students' growth percentiles are aggregated school-wide to yield a school's mean growth percentile. In order for a school to perform above the statewide median, it must have a mean growth percentile greater than 50.

This report contains 2014-2015 results, the most recent Growth Model data available.<sup>11</sup>

## **Results**

Each grade level performs above the statewide median of the 50<sup>th</sup> percentile. Overall, AF Apollo students are in the 62<sup>nd</sup> growth percentile.

### **2014-15 Mathematics Mean Growth Percentile by Grade Level**

Grade	Mean Growth Percentile	
	School	Statewide Median
4	57	50.0
5	67	50.0
6		50.0
7		50.0
8		50.0
All	62	50.0

## **Evaluation**

AF Apollo achieved this goal

## **Additional Evidence**

---

<sup>10</sup> See Guidelines for [Creating a SUNY Accountability Plan](#) for an explanation.

<sup>11</sup> Schools can acquire these data from the NYSED's business portal: [portal.nysed.gov](http://portal.nysed.gov).

After lackluster growth in 2013-14, AF Apollo rebounded with a strong performance in 2014-2015.

### Mathematics Mean Growth Percentile by Grade Level and School Year

Grade	Mean Growth Percentile			
	2011-12 <sup>12</sup>	2013-14	2014-15	Statewide Median
4		39	57	50.0
5			67	50.0
6				50.0
7				50.0
8				50.0
All		39	62	50.0

### Summary of the Mathematics Goal

AF Apollo was able to achieve all goals presented except for the absolute goal of 75% of test takers being proficient.

Type	Measure	Outcome
Absolute	Each year, 75 percent of all tested students who are enrolled in at least their second year will perform at proficiency on the New York State mathematics exam for grades 3-8.	Did Not Achieve
Absolute	Each year, the school's aggregate Performance Level Index (PLI) on the state mathematics exam will meet that year's Annual Measurable Objective (AMO) set forth in the state's NCLB accountability system.	Achieved
Comparative	Each year, the percent of all tested students who are enrolled in at least their second year and performing at proficiency on the state mathematics exam will be greater than that of students in the same tested grades in the local school district.	Achieved
Comparative	Each year, the school will exceed its predicted level of performance on the state mathematics exam by an Effect Size of 0.3 or above (performing higher than expected to a small degree) according to a regression analysis controlling for economically disadvantaged students among all public schools in New York State. (Using 2013-14 school district results.)	Achieved
Growth	Each year, under the state's Growth Model the school's mean unadjusted growth percentile in mathematics for all tested students in grades 4-8 will be above the state's unadjusted median growth percentile.	Achieved

<sup>12</sup> Grade level results not available.

## Action Plan

AF Apollo will continue the core improvement strategies established over the last two years. We will continue upgrading the curricular resources available to teachers via the curriculum fellows model described under the ELA section of this Progress Report. Additionally, AF Apollo teachers participated in increased math-specific professional development during summer training, and will continue to receive weekly coaching. Additionally, math interventions for struggling students will be more systematic, and will be triggered by the NWEA Math for Primary Grades assessment to ensure that every struggling student receives tailored extra support.

## SCIENCE

### Goal 3: Science

Students will demonstrate proficiency in the understanding and application of scientific principles.

### Background

Our program is designed to ensure that students develop the skills and understandings necessary to be prepared for introductory college level science courses and ultimately the careers of their choice, including (but not limited to) careers in science, engineering, and technology. Our program goes beyond the floor set by current external assessments to ensure that all performance expectations set forth in the Next Generation Science Standards are met. The rigor of content, concepts, and practices gradually increases in complexity from grade band to grade band, to ensure that our scholars have the knowledge and skills to choose careers in STEM.

The program is driven by the National Research Council's Framework for K-12 Science Education, which states: "To develop a thorough understanding of scientific explanations of the world, students need sustained opportunities to work with and develop the underlying ideas and to appreciate those ideas' interconnections over a period of years rather than weeks or months." To accomplish this goal, students build background knowledge and an understanding of science by deeply engaging with a focused set of core ideas and practices throughout their educational experience. Through this intensive approach, they will build expertise and use their expertise to make sense of new information or tackle problems.

The Next Generation Science Standards call for us to teach the practices or methods of science and engineering within our content and to focus on the many methods and practices of science and engineering rather than a single method. In order to support meaningful learning in science and engineering, our science program integrates core ideas of the discipline, science and engineering practices, crosscutting concepts, and Common Core literacy and mathematics. In grades K-8, the program is based on integrated science scope & sequences produced by Achievement First, which draw on a

variety of resources from educational publishers, external content experts, and internally designed materials.

### **Goal 3: Absolute Measure**

Each year, 75 percent of all tested students enrolled in at least their second year will perform at proficiency on the New York State science examination.

### **Method**

The school administered the New York State Testing Program science assessment to students in 4<sup>th</sup> grade in spring 2015. The school converted each student's raw score to a performance level and a grade-specific scaled score. The criterion for success on this measure requires students enrolled in at least their second year to score at proficiency.

### **Results**

Both students new to AF Apollo and those who have been at the school for two years achieved a proficiency of 83%.

#### **Charter School Performance on 2014-15 State Science Exam By All Students and Students Enrolled in At Least Their Second Year**

Grade	Percent of Students at Proficiency			
	All Students		Charter School Students In At Least 2 <sup>nd</sup> Year	
	Percent Proficient	Number Tested	Percent Proficient	Number Tested
4	83%	90	83%	80
8				

### **Evaluation**

AF Apollo achieved this goal

### **Additional Evidence**

In the past two years, AF Apollo has achieved this goal.

#### **Science Performance by Grade Level and School Year**

Grade	Percent of Students Enrolled in At Least Their Second Year at Proficiency					
	2012-13		2013-14		2014-15	
	Percent Proficient	Number Tested	Percent	Number Tested	Percent Proficient	Number Tested
4			94%	52	83%	80
8						

All			94%	52	83%	80
-----	--	--	-----	----	-----	----

### Goal 3: Comparative Measure

Each year, the percent of all tested students enrolled in at least their second year and performing at proficiency on the state science exam will be greater than that of all students in the same tested grades in the local school district.

### Method

The school compares tested students enrolled in at least their second year to all tested students in the surrounding public school district. Comparisons are between the results for each grade in which the school had tested students in at least their second year and the results for the respective grades in the local school district.

### Results

Since there are no results for the 2014-2015 science exams from host districts, we cannot determine whether or not AF Apollo has met this goal.

#### 2014-15 State Science Exam Charter School and District Performance by Grade Level

Grade	Percent of Students at Proficiency			
	Charter School Students In At Least 2 <sup>nd</sup> Year		All District Students	
	Percent Proficient	Number Tested	Percent Proficient	Number Tested
4	83%	80	TBD	TBD
8				

### Evaluation

N/A, there is no host district data.

### Additional Evidence

Last year, AF Apollo was able to outperform the host district by 18%.

#### Science Performance of Charter School and Local District by Grade Level and School Year

Grade	Percent of Charter School Students at Proficiency and Enrolled in At Least their Second Year Compared to Local District Students					
	2012-13		2013-14		2014-15	
	Charter School	Local District	Charter School	Local District	Charter School	Local District
4			94%	76%	83%	TBD

8						
All						

### **Summary of the Science Goal**

AF Apollo achieved the goal that 75% of the scholars would be proficient, and based on previous evidence will outperform the local district this year as well.

<b>Type</b>	<b>Measure</b>	<b>Outcome</b>
Absolute	Each year, 75 percent of all tested students enrolled in at least their second year will perform at proficiency on the New York State examination.	Achieved
Comparative	Each year, the percent of all tested students enrolled in at least their second year and performing at proficiency on the state exam will be greater than that of all students in the same tested grades in the local school district.	N/A

### **Action Plan**

AF Apollo will continue the development of the science program in partnership with Achievement First, which is working with BSCS, a national leader in the development and evaluation of K-12 science programs.

### **NCLB**

#### **Goal 4: NCLB**

The school will make Adequate Yearly Progress.

#### **Goal 4: Absolute Measure**

Under the state's NCLB accountability system, the school's Accountability Status is in good standing: the state has not identified the school as a Focus School nor determined that it has met the criteria to be identified as school requiring a local assistance plan.

### **Method**

Because *all* students are expected to meet the state's learning standards, the federal No Child Left Behind legislation stipulates that various sub-populations and demographic categories of students among all tested students must meet state proficiency standards. New York, like all states, established a system for making these determinations for its public schools. Each year the state issues School Report Cards. The report cards indicate each school's status under the state's No Child Left Behind (NCLB) accountability system.

**Results**

AF Apollo is in Good Standing

**Evaluation**

AF Apollo achieved this goal

**Additional Evidence**

Provide a narrative reviewing the school's NCLB status during each year of the current Accountability Period.

**NCLB Status by Year**

Year	Status
2012-13	Good Standing
2013-14	Good Standing
2014-15	Good Standing





## Appendix B: Total Expenditures and Administrative Expenditures per Child

Last updated: 08/03/2015

### Page 1

Charter School Name:

#### B. Financial Information

This information is required of ALL charter schools. Provide the following measures of fiscal performance of the charter school in Appendix B (Total Expenditures and Administrative Expenditures Per Child):

##### 1. Total Expenditures Per Child

To calculate '**Total Expenditures per Child**' take total expenditures (from the unaudited 2014-15 Schedule of Functional Expenses) and divide by the year end per pupil count. (Integers Only. No dollar signs or commas).

Line 1: Total Expenditures	8479418
Line 2: Year End Per Pupil Count	563
Line 3: Divide Line 1 by Line 2	15061

##### 2. Administrative Expenditures per Child

To calculate '**Administrative Expenditures per Child**' take the relevant portion from the 'personnel services cost' row and the 'management and general' column (from the unaudited 2014-15 Schedule of Functional Expenses) and divide by the year end per pupil count. The relevant portion that must be included in this calculation is defined as follows:

Administrative Expenditures: Administration and management of the charter school includes the activities and personnel of the offices of the chief school officers, the treasurer, the finance or business offices, the purchasing unit, the employee personnel offices, the records management offices, or a public information and services offices. It also includes those administrative and management services provided by other organizations or corporations on behalf of the charter school for which the charter school pays a fee or other compensation.

Please note the following:

- Do not include the FTE of personnel dedicated to administration of the instructional programs.
- Do not include Employee Benefit costs or expenditures in the above calculations.
- A template for the Schedule of Functional Expenses is provided on page 20 of the 2014-15 Annual Report Guidelines to assist schools identify the categories of expenses needed to compute the two per pupil calculations. This template does not need to be completed or submitted on August 1st as it will be submitted November 1st as part of the audited financial statements. Therefore schools should use unaudited amounts for these per pupil calculations. (See the 2014-15 Annual Report Guidelines in "Resources" area of your portal task page).

To calculate '**Administrative Expenditures per Child**' take the relevant portion from the 'personnel services cost' row and the 'management and general' column (from the 2014-15 Schedule of Functional Expenses) and divide by the year end per pupil count. (Integers Only. No dollar signs or commas).

Line 1: Relevant Personnel Services Cost (Row)	534884
Line 2: Management and General Cost (Column)	256259
Line 3: Sum of Line 1 and Line 2	791143
Line 4: Year End Per Pupil Count	563
Line 5: Divide Line 3 by the Year End Per Pupil Count	1405

***Thank you.***



## GENERAL INSTRUCTIONS FOR ANNUAL BUDGET/QUARTERLY REPORT

### TEMPLATE TABS


#### 1- GRAY tab contains the Instructions


<a href="#">Instructions</a>	Provides description of tabs and input requirements.
------------------------------	--


#### 2- BLUE tabs require input of information

<a href="#">1.) Name of School</a>	Enter school name, contact information and academic year for the yearly budget and quarterly reports.
<a href="#">2.) Enrollment</a>	Enter enrollment information on this tab. Use for inputting BOTH Annual Budget (& Revisions) and Quarterly Actuals. Includes: >Enrollment by Grade >Enrollment by District
<a href="#">3.) Staffing Plan</a>	Enter staffing plan information on this tab. Use for inputting BOTH Annual Budget (& Revisions) and Quarterly Actuals. Includes: >Full Time Equivalent (FTE), by Position Category, By Quarter >Average Wage, by Position Category, By Quarter
<a href="#">4.) Yearly Budget</a>	Enter data in light blue cells. >Enrollment data and Per Pupil Revenue for the current year are populated based upon input on tab "2.) Enrollment." >Avg FTE and Personnel Costs for current year are populated based upon input on tab "3.) Staffing Plan." >"Pior Year" column may be completed based upon preliminary data, and adjusted with Annual Audited data when the Quarter 2 Actuals are being submitted. >Budget Revisions, as necessary and approved by the school's Board of Directors, should be submitted when submitting Quarterly Actuals.
<a href="#">5.) Balance Sheet</a>	Enter data in light blue cells. >"Pior Year" column may be completed based upon preliminary data, and adjusted with Annual Audited data when the Quarter 2 Actuals are being submitted.
<a href="#">6.) Quarterly Report</a>	Enter data in light blue cells. >Enrollment data and Per Pupil Revenue for the current year are populated based upon input on tab "2.) Enrollment." >Avg FTE and Personnel Costs for current year are populated based upon input on tab "3.) Staffing Plan."
<a href="#">7.) Annual Report Requirement</a>	Complete when submitting Actual Quarter 4.

### CELL COLORS & GUIDANCE COMMENTS

 = Enter information into the light BLUE shaded cells.

 = Cells labeled in ORANGE containe guidance regarding the input of information.

 = Cells containing RED triangles in the upper right corner contain "guidance comments" on that particular line item. Please "mouse-over" the triangle to reveal each comment.

**Charter Funding Alphabetical By NYS School District**  
**\* (Sum of Charter School Basic Tuition and Supplemental Basic Tuition)**

<b>District Code</b>	<b>School District Name</b>	<b>Final 2014-15 Basic Tuition*</b>	<b>Final 2015-16 Basic Tuition*</b>
--------------------------	-----------------------------	---	---



## **ANNUAL BUDGET & QUARTERLY REPORT TEMPLATE**

### **Achievement First Apollo**

Contact Name: Kevin T. Taylor  
Contact Title: Director, Finance  
Contact Email: [REDACTED]  
Contact Phone: [REDACTED]

Current Academic Year: 2015-16

Prior Academic Year: #NAME?

ACHIEVEMENT FIRST APOLLO  
2015-16

ENROLLMENT BY GRADES								
GRADES	K	1	2	3	4	5	6	7
INITIAL BUDGETED ENROLLMENT	103.60388	93	92	92	92	95	97	
TOTAL ENROLLMENT = 664.60388								

ENROLLMENT BY DISTRICT

		PRIOR YEAR ACTUAL	ANNUAL BUDGET TOTAL DISTRICTS/ENROLLMENT BY QUARTER						
			QUARTER 1		QUARTER 2		QUARTER 3		QUAR
			Original	Revised	Original	Revised	Original	Revised	Original
NUMBER OF SCHOOL DISTRICTS ENROLLED:		0	1	0	1	0	1	0	1
NUMBER OF STUDENTS ENROLLED:		0	664.60388	0	664.60388	0	664.60388	0	664.60388
			<p><b>NOTE:</b> IF there are NO Annual Budget revisions leave "Revised Budgeted Enrollment" Column(s) COME BLANK. IF "Revised Budgeted Enrollment" column is utilized, all cells in the <i>entire column</i> should be com</p>						
		PRIOR YEAR #NAME?	ANNUAL BUDGET ENROLLMENT BY QUARTER						
			QUARTER 1		QUARTER 2		QUARTER 3		QUAR
		Actual Enrollment	Original Budgeted Enrollment	Revised Budgeted Enrollment	Original Budgeted Enrollment	Revised Budgeted Enrollment	Original Budgeted Enrollment	Revised Budgeted Enrollment	Original Budgeted Enrollment
			664.60388		664.60388		664.60388		664.60388
PRIMARY/OTHER	DISTRICT NAME(S)								
1 PRIMARY District	NYC CHANCELLOR'S OFFICE								
2 SECONDARY District	(Select from drop-down list)								
Other District 3	(Select from drop-down list)								
Other District 4	(Select from drop-down list)								
Other District 5	(Select from drop-down list)								
Other District 6	(Select from drop-down list)								
Other District 7	(Select from drop-down list)								
Other District 8	(Select from drop-down list)								
Other District 9	(Select from drop-down list)								
Other District 10	(Select from drop-down list)								
Other District 11	(Select from drop-down list)								
Other District 12	(Select from drop-down list)								
Other District 13	(Select from drop-down list)								
Other District 14	(Select from drop-down list)								
Other District 15	(Select from drop-down list)								
Other District 16	(Select from drop-down list)								
Other District 17	(Select from drop-down list)								
Other District 18	(Select from drop-down list)								
Other District 19	(Select from drop-down list)								
Other District 20	(Select from drop-down list)								
Other District 21	(Select from drop-down list)								
Other District 22	(Select from drop-down list)								
Other District 23	(Select from drop-down list)								
Other District 24	(Select from drop-down list)								
Other District 25	(Select from drop-down list)								
Other District 26	(Select from drop-down list)								
Other District 27	(Select from drop-down list)								
Other District 28	(Select from drop-down list)								
Other District 29	(Select from drop-down list)								
Other District 30	(Select from drop-down list)								
Other District 31	(Select from drop-down list)								
Other District 32	(Select from drop-down list)								
Other District 33	(Select from drop-down list)								
Other District 34	(Select from drop-down list)								
Other District 35	(Select from drop-down list)								
Other District 36	(Select from drop-down list)								
Other District 37	(Select from drop-down list)								
Other District 38	(Select from drop-down list)								
Other District 39	(Select from drop-down list)								
Other District 40	(Select from drop-down list)								
Other District 41	(Select from drop-down list)								
Other District 42	(Select from drop-down list)								
Other District 43	(Select from drop-down list)								
Other District 44	(Select from drop-down list)								
Other District 45	(Select from drop-down list)								
Other District 46	(Select from drop-down list)								
Other District 47	(Select from drop-down list)								
Other District 48	(Select from drop-down list)								
Other District 49	(Select from drop-down list)								
Other District 50	(Select from drop-down list)								



**ACHIEVEMENT FIRST APOLLO  
2015-16**

**STAFFING PLAN - FULL TIME EQUIVALENT**

**\*NOTE:** If there are NO budget revisions at the time of quarterly submittal leave the 'REVISED' Column(s) COMPLETE. IF the Revised Budget column IS utilized, the ENTIRE column should be completed for both the FTE and WAGES sections.

ADMINISTRATIVE PERSONNEL FTE		ANNUAL BUDGETED FTE						
<b>*NOTE:</b> Enter the number of FTE positions in the "blue" cells.		Q1		Q2		Q3		Q4
		Original	Revised	Original	Revised	Original	Revised	Original
Executive Management				0.0		0.0		0.0
Instructional Management		10.0		10.0		10.0		10.0
Deans, Directors & Coordinators				0.0		0.0		0.0
CFO / Director of Finance				0.0		0.0		0.0
Operation / Business Manager				0.0		0.0		0.0
Administrative Staff		7.0		7.0		7.0		7.0
TOTAL ADMINISTRATIVE STAFF	0.0	17.0	0.0	17.0	0.0	17.0	0.0	17.0
INSTRUCTIONAL PERSONNEL FTE		ANNUAL BUDGETED FTE						
<b>*NOTE:</b> Enter the number of FTE positions in the "blue" cells.		Q1		Q2		Q3		Q4
		Original	Revised	Original	Revised	Original	Revised	Original
Teachers - Regular		57.0		57.0		57.0		57.0
Teachers - SPED				0.0		0.0		0.0
Substitute Teachers				0.0		0.0		0.0
Teaching Assistants		9.0		9.0		9.0		9.0
Specialty Teachers				0.0		0.0		0.0
Aides				0.0		0.0		0.0
Therapists & Counselors		3.0		3.0		3.0		3.0
Other		1.0		1.0		1.0		1.0
TOTAL INSTRUCTIONAL	0.0	70.0	0.0	70.0	0.0	70.0	0.0	70.0
NON-INSTRUCTIONAL PERSONNEL FTE		ANNUAL BUDGETED FTE						
<b>*NOTE:</b> Enter the number of FTE positions in the "blue" cells.		Q1		Q2		Q3		Q4
		Original	Revised	Original	Revised	Original	Revised	Original
Nurse				0.0		0.0		0.0
Librarian				0.0		0.0		0.0
Custodian				0.0		0.0		0.0
Security				0.0		0.0		0.0
Other				0.0		0.0		0.0
TOTAL NON-INSTRUCTIONAL	0.0	0.0	0.0	0.0	0.0	0.0	0.0	0.0
TOTAL PERSONNEL SERVICE FTE	0.0	87.0	0.0	87.0	0.0	87.0	0.0	87.0



## STAFFING PLAN - WAGES

ADMINISTRATIVE PERSONNEL WAGES		ANNUAL BUDGETED WAGES						
<b>*NOTE:</b> Enter the average salary for each category in the "blue" cells.	PRIOR YEAR	Q1		Q2		Q3		Q
	2014-15	Original	Revised	Original	Revised	Original	Revised	Original
Executive Management	ACTUAL			0		0		0
Instructional Management		96529.2		96529.2		96529.2		96529.2
Deans, Directors & Coordinators				0		0		0
CFO / Director of Finance				0		0		0
Operation / Business Manager				0		0		0
Administrative Staff		65516.5714286		65516.5714286		65516.5714286		65516.5714286
INSTRUCTIONAL PERSONNEL WAGES		ANNUAL BUDGETED WAGES						
<b>*NOTE:</b> Enter the average salary for each category in the "blue" cells.	PRIOR YEAR	Q1		Q2		Q3		Q
	2014-15	Original	Revised	Original	Revised	Original	Revised	Original
Teachers - Regular	ACTUAL	69560		69560		69560		69560
Teachers - SPED				0		0		0
Substitute Teachers				0		0		0
Teaching Assistants		46818.3333333		46818.3333333		46818.3333333		46818.3333333
Specialty Teachers				0		0		0
Aides				0		0		0
Therapists & Counselors		72356		72356		72356		72356
Other		254231		254231		254231		254231
NON-INSTRUCTIONAL PERSONNEL WAGES		ANNUAL BUDGETED WAGES						
<b>*NOTE:</b> Enter the average salary for each category in the "blue" cells.	PRIOR YEAR	Q1		Q2		Q3		Q
	2014-15	Original	Revised	Original	Revised	Original	Revised	Original
Nurse	ACTUAL			0		0		0
Librarian				0		0		0
Custodian				0		0		0
Security				0		0		0
Other				0		0		0

NT ("FTE")	
------------	--

TELY BLANK.  
ctions.

**\*NOTE:** State the assumptions that are being made for personnel FTE levels in the section provided below.

ADMINISTRATIVE PERSONNEL FTE	
*NOTE: Enter the number of FTE positions in the "blue" cells.	4
	Revised
Executive Management	
Instructional Management	
Deans, Directors & Coordinators	
CFO / Director of Finance	
Operation / Business Manager	
Administrative Staff	
TOTAL ADMINISTRATIVE STAFF	0.0
INSTRUCTIONAL PERSONNEL FTE	
*NOTE: Enter the number of FTE positions in the "blue" cells.	4
	Revised
Teachers - Regular	
Teachers - SPED	
Substitute Teachers	
Teaching Assistants	
Specialty Teachers	
Aides	
Therapists & Counselors	
Other	
TOTAL INSTRUCTIONAL	0.0
NON-INSTRUCTIONAL PERSONNEL FTE	
*NOTE: Enter the number of FTE positions in the "blue" cells.	4
	Revised
Nurse	
Librarian	
Custodian	
Security	
Other	
TOTAL NON-INSTRUCTIONAL	0.0
TOTAL PERSONNEL SERVICE FTE	
	0.0

ACTUAL QUARTERLY FTE			
Q1	Q2	Q3	Q4
Actual	Actual	Actual	Actual
0.0	0.0	0.0	0.0

ACTUAL QUARTERLY FTE			
Q1	Q2	Q3	Q4
Actual	Actual	Actual	Actual
0.0	0.0	0.0	0.0

ACTUAL QUARTERLY FTE			
Q1	Q2	Q3	Q4
Actual	Actual	Actual	Actual
0.0	0.0	0.0	0.0

0.0	0.0	0.0	0.0
-----	-----	-----	-----

[illegible]

ADMINISTRATIVE PERSONNEL WAGES		ACTUAL QUARTERLY WAGES				Description of Assumptions
*NOTE: Enter the average salary for each category in the "blue" cells.		Q1	Q2	Q3	Q4	
	Revised	Actual	Actual	Actual	Actual	
Executive Management						
Instructional Management						
Deans, Directors & Coordinators						
CFO / Director of Finance						
Operation / Business Manager						
Administrative Staff						

INSTRUCTIONAL PERSONNEL WAGES		ACTUAL QUARTERLY WAGES				Description of Assumptions
*NOTE: Enter the average salary for each category in the "blue" cells.		Q1	Q2	Q3	Q4	
	Revised	Actual	Actual	Actual	Actual	
Teachers - Regular						
Teachers - SPED						
Substitute Teachers						
Teaching Assistants						
Specialty Teachers						
Aides						
Therapists & Counselors						
Other						

NON-INSTRUCTIONAL PERSONNEL WAGES		ACTUAL QUARTERLY WAGES				Description of Assumptions
*NOTE: Enter the average salary for each category in the "blue" cells.		Q1	Q2	Q3	Q4	
	Revised	Actual	Actual	Actual	Actual	
Nurse						
Librarian						
Custodian						
Security						
Other						

Total Revenue	-	#NAME?	#NAME?	#NAME?	#NAME?	#NAME?	#NAME?	#NAME?
Total Expenses	-	2,741,033	#NAME?	#NAME?	2,741,033	#NAME?	#NAME?	2,741,033
Net Income	-	#NAME?	#NAME?	#NAME?	#NAME?	#NAME?	#NAME?	#NAME?
Actual Student Enrollment	-	665	-	-	665	-	-	665
	Prior Year Actual	1st Quarter - 7/1 - 9/30			2nd Quarter - 10/1 - 12/31			3rd Quarter
	#NAME?	Original Budget	Revised Budget	Variance	Original Budget	Revised Budget	Variance	Original Budget
REVENUE	NOTE* If there are NO budget revisions at the time of quarterly submittal leave 'REVIS' in the 'Revised Budget' column. If Revised Budget column is utilized, the entire column MUST be revised.							
REVENUES FROM STATE SOURCES	2015-16							
Per Pupil Revenue	Per Pupil Rate							
NYC CHANCELLOR'S OFFICE	#NAME?	-	#NAME?	#NAME?	#NAME?	#NAME?	#NAME?	#NAME?
-	#N/A	-	#N/A	#N/A	#NAME?	#N/A	#N/A	#N/A
-	#N/A	-	#N/A	#N/A	#NAME?	#N/A	#N/A	#N/A
-	#N/A	-	#N/A	#N/A	#NAME?	#N/A	#N/A	#N/A
-	#N/A	-	#N/A	#N/A	#NAME?	#N/A	#N/A	#N/A
-	#N/A	-	#N/A	#N/A	#NAME?	#N/A	#N/A	#N/A
-	#N/A	-	#N/A	#N/A	#NAME?	#N/A	#N/A	#N/A
-	#N/A	-	#N/A	#N/A	#NAME?	#N/A	#N/A	#N/A
-	#N/A	-	#N/A	#N/A	#NAME?	#N/A	#N/A	#N/A
-	#N/A	-	#N/A	#N/A	#NAME?	#N/A	#N/A	#N/A
-	#N/A	-	#N/A	#N/A	#NAME?	#N/A	#N/A	#N/A
-	#N/A	-	#N/A	#N/A	#NAME?	#N/A	#N/A	#N/A
-	#N/A	-	#N/A	#N/A	#NAME?	#N/A	#N/A	#N/A
-	#N/A	-	#N/A	#N/A	#NAME?	#N/A	#N/A	#N/A
-	#N/A	-	#N/A	#N/A	#NAME?	#N/A	#N/A	#N/A
ALL OTHER School Districts: ( Weighted Avg )	#N/A	-	#N/A	#N/A	#NAME?	#N/A	#N/A	#N/A
TOTAL Per Pupil Revenue (Weighted Average Per Pupil Funding)	#NAME?	-	#NAME?	#NAME?	#NAME?	#NAME?	#NAME?	#NAME?
Special Education Revenue			137,961	-	#NAME?	137,961	-	#NAME?
Grants								
Stimulus		-	-	-	#NAME?	-	-	#NAME?
DYCD (Department of Youth and Community Development)		-	-	-	#NAME?	-	-	#NAME?
Other		-	-	-	#NAME?	-	-	#NAME?
Other		-	-	-	#NAME?	-	-	#NAME?
TOTAL REVENUE FROM STATE SOURCES		-	#NAME?	#NAME?	#NAME?	#NAME?	#NAME?	#NAME?
REVENUE FROM FEDERAL FUNDING								
IDEA Special Needs		-	6,414	-	#NAME?	6,414	-	#NAME?
Title I		-	72,000	-	#NAME?	72,000	-	#NAME?
Title Funding - Other		-	3,200	-	#NAME?	3,200	-	#NAME?
School Food Service (Free Lunch)		-	-	-	#NAME?	-	-	#NAME?
Grants								
Charter School Program (CSP) Planning & Implementation		-	7,863	-	#NAME?	7,863	-	#NAME?
Other		-	-	-	#NAME?	-	-	#NAME?
Other		-	-	-	#NAME?	-	-	#NAME?
TOTAL REVENUE FROM FEDERAL SOURCES		-	89,477	-	#NAME?	89,477	-	#NAME?
LOCAL and OTHER REVENUE								
Contributions and Donations		-	185,500	-	#NAME?	185,500	-	#NAME?
Fundraising		-	-	-	#NAME?	-	-	#NAME?
Erate Reimbursement		-	22,555	-	#NAME?	22,555	-	#NAME?
Earnings on Investments		-	-	-	#NAME?	-	-	#NAME?
Interest Income		-	625	-	#NAME?	625	-	#NAME?
Food Service (Income from meals)		-	-	-	#NAME?	-	-	#NAME?
Text Book		-	-	-	#NAME?	-	-	#NAME?
OTHER		-	-	-	#NAME?	-	-	#NAME?
TOTAL REVENUE FROM LOCAL and OTHER SOURCES		-	208,680	-	#NAME?	208,680	-	#NAME?
TOTAL REVENUE		-	#NAME?	#NAME?	#NAME?	#NAME?	#NAME?	#NAME?

Total Revenue		-	#NAME?	#NAME?	#NAME?	#NAME?	#NAME?	#NAME?	#NAME?	
Total Expenses		-	2,741,033	#NAME?	#NAME?	2,741,033	#NAME?	#NAME?	2,741,033	
Net Income		-	#NAME?	#NAME?	#NAME?	#NAME?	#NAME?	#NAME?	#NAME?	
Actual Student Enrollment		-	665	-	-	665	-	-	665	
		Prior Year Actual	1st Quarter - 7/1 - 9/30			2nd Quarter - 10/1 - 12/31			3rd Quarter - 1/1 - 3/31	
		#NAME?	Original Budget	Revised Budget	Variance	Original Budget	Revised Budget	Variance	Original Budget	
EXPENSES										
ADMINISTRATIVE STAFF PERSONNEL COSTS		Avg. No. of Positions								
Executive Management	-	-	-	-	#NAME?	-	-	#NAME?	-	
Instructional Management	10.00	-	241,323	-	#NAME?	241,323	-	#NAME?	241,323	
Deans, Directors & Coordinators	-	-	-	-	#NAME?	-	-	#NAME?	-	
CFO / Director of Finance	-	-	-	-	#NAME?	-	-	#NAME?	-	
Operation / Business Manager	-	-	-	-	#NAME?	-	-	#NAME?	-	
Administrative Staff	7.00	-	114,654	-	#NAME?	114,654	-	#NAME?	114,654	
TOTAL ADMINISTRATIVE STAFF	17.00	-	355,977	-	#NAME?	355,977	-	#NAME?	355,977	
INSTRUCTIONAL PERSONNEL COSTS										
Teachers - Regular	57.00	-	991,230	-	#NAME?	991,230	-	#NAME?	991,230	
Teachers - SPED	-	-	-	-	#NAME?	-	-	#NAME?	-	
Substitute Teachers	-	-	-	-	#NAME?	-	-	#NAME?	-	
Teaching Assistants	9.00	-	105,341	-	#NAME?	105,341	-	#NAME?	105,341	
Specialty Teachers	-	-	-	-	#NAME?	-	-	#NAME?	-	
Aides	-	-	-	-	#NAME?	-	-	#NAME?	-	
Therapists & Counselors	3.00	-	54,267	-	#NAME?	54,267	-	#NAME?	54,267	
Other	1.00	-	63,558	-	#NAME?	63,558	-	#NAME?	63,558	
TOTAL INSTRUCTIONAL	70.00	-	1,214,396	-	#NAME?	1,214,396	-	#NAME?	1,214,396	
NON-INSTRUCTIONAL PERSONNEL COSTS										
Nurse	-	-	-	-	#NAME?	-	-	#NAME?	-	
Librarian	-	-	-	-	#NAME?	-	-	#NAME?	-	
Custodian	-	-	-	-	#NAME?	-	-	#NAME?	-	
Security	-	-	-	-	#NAME?	-	-	#NAME?	-	
Other	-	-	-	-	#NAME?	-	-	#NAME?	-	
TOTAL NON-INSTRUCTIONAL	-	-	-	-	#NAME?	-	-	#NAME?	-	
SUBTOTAL PERSONNEL SERVICE COSTS		87.00	-	1,570,373	-	#NAME?	1,570,373	-	#NAME?	1,570,373
PAYROLL TAXES AND BENEFITS										
Payroll Taxes		-	130,096	-	#NAME?	130,096	-	#NAME?	130,096	
Fringe / Employee Benefits		-	144,761	-	#NAME?	144,761	-	#NAME?	144,761	
Retirement / Pension		-	25,938	-	#NAME?	25,938	-	#NAME?	25,938	
TOTAL PAYROLL TAXES AND BENEFITS		-	300,794	-	#NAME?	300,794	-	#NAME?	300,794	
TOTAL PERSONNEL SERVICE COSTS		87.00	-	1,871,167	-	#NAME?	1,871,167	-	#NAME?	1,871,167
CONTRACTED SERVICES										
Accounting / Audit		-	7,100	-	#NAME?	7,100	-	#NAME?	7,100	
Legal		-	2,500	-	#NAME?	2,500	-	#NAME?	2,500	
Management Company Fee		-	298,781	-	#NAME?	298,781	-	#NAME?	298,781	
Nurse Services		-	-	-	#NAME?	-	-	#NAME?	-	
Food Service / School Lunch		-	-	-	#NAME?	-	-	#NAME?	-	
Payroll Services		-	4,650	-	#NAME?	4,650	-	#NAME?	4,650	
Special Ed Services		-	8,000	-	#NAME?	8,000	-	#NAME?	8,000	
Titlement Services (i.e. Title I)		-	-	-	#NAME?	-	-	#NAME?	-	
Other Purchased / Professional / Consulting		-	12,838	-	#NAME?	12,838	-	#NAME?	12,838	
TOTAL CONTRACTED SERVICES		-	333,868	-	#NAME?	333,868	-	#NAME?	333,868	



ACHIEVEMENT FIRST APOLLO  
Budget / Operating Plan  
2015-16

Total Revenue	-	#NAME?	#NAME?	#NAME?	#NAME?	#NAME?	#NAME?	#NAME?
Total Expenses	-	2,741,033	#NAME?	#NAME?	2,741,033	#NAME?	#NAME?	2,741,033
Net Income	-	#NAME?	#NAME?	#NAME?	#NAME?	#NAME?	#NAME?	#NAME?
Actual Student Enrollment	-	665	-	-	665	-	-	665
	Prior Year Actual	1st Quarter - 7/1 - 9/30			2nd Quarter - 10/1 - 12/31			3rd Quarter - 1/1 - 3/31
	#NAME?	Original Budget	Revised Budget	Variance	Original Budget	Revised Budget	Variance	Original Budget
ENROLLMENT - *School Districts Are Linked To Above Entries*								
Number of Districts:	-	1	-	-	1	-	-	1
NYC CHANCELLOR'S OFFICE	-	665	-	-	665	-	-	665
-	-	-	-	-	-	-	-	-
-	-	-	-	-	-	-	-	-
-	-	-	-	-	-	-	-	-
-	-	-	-	-	-	-	-	-
-	-	-	-	-	-	-	-	-
-	-	-	-	-	-	-	-	-
-	-	-	-	-	-	-	-	-
-	-	-	-	-	-	-	-	-
-	-	-	-	-	-	-	-	-
-	-	-	-	-	-	-	-	-
-	-	-	-	-	-	-	-	-
-	-	-	-	-	-	-	-	-
-	-	-	-	-	-	-	-	-
ALL OTHER School Districts: ( Weighted Avg )	-	-	-	-	-	-	-	-
TOTAL ENROLLMENT	-	665	-	-	665	-	-	665
REVENUE PER PUPIL	-	#NAME?	-	#NAME?	#NAME?	-	#NAME?	#NAME?
EXPENSES PER PUPIL	-	4,124	-	#NAME?	4,124	-	#NAME?	4,124

Total Revenue	#NAME?	#NAME?	#NAME?	#NAME?	#NAME?
Total Expenses	#NAME?	#NAME?	2,741,033	#NAME?	#NAME?
Net Income	#NAME?	#NAME?	#NAME?	#NAME?	#NAME?
Actual Student Enrollment	-	-	665	-	-
	Quarter - 1/1 - 3/31		4th Quarter - 4/1 - 6/30		
	Revised Budget	Variance	Original Budget	Revised Budget	Variance
REVENUE	SED' Column(s) COMPLETELY BLANK. <i>ST be completed.</i>				
REVENUES FROM STATE SOURCES	2015-16				
Per Pupil Revenue	Per Pupil Rate				
NYC CHANCELLOR'S OFFICE	#NAME?	#NAME?	#NAME?	#NAME?	#NAME?
-	#N/A	#NAME?	#N/A	#N/A	#NAME?
-	#N/A	#NAME?	#N/A	#N/A	#NAME?
-	#N/A	#NAME?	#N/A	#N/A	#NAME?
-	#N/A	#NAME?	#N/A	#N/A	#NAME?
-	#N/A	#NAME?	#N/A	#N/A	#NAME?
-	#N/A	#NAME?	#N/A	#N/A	#NAME?
-	#N/A	#NAME?	#N/A	#N/A	#NAME?
-	#N/A	#NAME?	#N/A	#N/A	#NAME?
-	#N/A	#NAME?	#N/A	#N/A	#NAME?
-	#N/A	#NAME?	#N/A	#N/A	#NAME?
-	#N/A	#NAME?	#N/A	#N/A	#NAME?
-	#N/A	#NAME?	#N/A	#N/A	#NAME?
-	#N/A	#NAME?	#N/A	#N/A	#NAME?
ALL OTHER School Districts: ( Weighted Avg )	#N/A	#NAME?	#N/A	#N/A	#NAME?
TOTAL Per Pupil Revenue (Weighted Average Per Pupil Funding)	#NAME?	#NAME?	#NAME?	#NAME?	#NAME?
Special Education Revenue	-	#NAME?	137,961	-	#NAME?
Grants					
Stimulus	-	#NAME?	-	-	#NAME?
DYCD (Department of Youth and Community Development)	-	#NAME?	-	-	#NAME?
Other	-	#NAME?	-	-	#NAME?
Other	-	#NAME?	-	-	#NAME?
TOTAL REVENUE FROM STATE SOURCES	#NAME?	#NAME?	#NAME?	#NAME?	#NAME?
REVENUE FROM FEDERAL FUNDING					
IDEA Special Needs	-	#NAME?	6,414	-	#NAME?
Title I	-	#NAME?	72,000	-	#NAME?
Title Funding - Other	-	#NAME?	3,200	-	#NAME?
School Food Service (Free Lunch)	-	#NAME?	-	-	#NAME?
Grants					
Charter School Program (CSP) Planning & Implementation	-	#NAME?	7,863	-	#NAME?
Other	-	#NAME?	-	-	#NAME?
Other	-	#NAME?	-	-	#NAME?
TOTAL REVENUE FROM FEDERAL SOURCES	-	#NAME?	89,477	-	#NAME?
LOCAL and OTHER REVENUE					
Contributions and Donations	-	#NAME?	185,500	-	#NAME?
Fundraising	-	#NAME?	-	-	#NAME?
Erate Reimbursement	-	#NAME?	22,555	-	#NAME?
Earnings on Investments	-	#NAME?	-	-	#NAME?
Interest Income	-	#NAME?	625	-	#NAME?
Food Service (Income from meals)	-	#NAME?	-	-	#NAME?
Text Book	-	#NAME?	-	-	#NAME?
OTHER	-	#NAME?	-	-	#NAME?
TOTAL REVENUE FROM LOCAL and OTHER SOURCES	-	#NAME?	208,680	-	#NAME?
TOTAL REVENUE	#NAME?	#NAME?	#NAME?	#NAME?	#NAME?



Total Revenue		#NAME?	#NAME?	#NAME?	#NAME?	#NAME?
Total Expenses		#NAME?	#NAME?	2,741,033	#NAME?	#NAME?
Net Income		#NAME?	#NAME?	#NAME?	#NAME?	#NAME?
Actual Student Enrollment		-	-	665	-	-
		Quarter - 1/1 - 3/31		4th Quarter - 4/1 - 6/30		
		Revised Budget	Variance	Original Budget	Revised Budget	Variance
<b>EXPENSES</b>						
<b>ADMINISTRATIVE STAFF PERSONNEL COSTS</b>						
	Avg. No. of Positions					
Executive Management	-	-	#NAME?	-	-	#NAME?
Instructional Management	10.00	-	#NAME?	241,323	-	#NAME?
Deans, Directors & Coordinators	-	-	#NAME?	-	-	#NAME?
CFO / Director of Finance	-	-	#NAME?	-	-	#NAME?
Operation / Business Manager	-	-	#NAME?	-	-	#NAME?
Administrative Staff	7.00	-	#NAME?	114,654	-	#NAME?
TOTAL ADMINISTRATIVE STAFF	17.00	-	#NAME?	355,977	-	#NAME?
<b>INSTRUCTIONAL PERSONNEL COSTS</b>						
Teachers - Regular	57.00	-	#NAME?	991,230	-	#NAME?
Teachers - SPED	-	-	#NAME?	-	-	#NAME?
Substitute Teachers	-	-	#NAME?	-	-	#NAME?
Teaching Assistants	9.00	-	#NAME?	105,341	-	#NAME?
Specialty Teachers	-	-	#NAME?	-	-	#NAME?
Aides	-	-	#NAME?	-	-	#NAME?
Therapists & Counselors	3.00	-	#NAME?	54,267	-	#NAME?
Other	1.00	-	#NAME?	63,558	-	#NAME?
TOTAL INSTRUCTIONAL	70.00	-	#NAME?	1,214,396	-	#NAME?
<b>NON-INSTRUCTIONAL PERSONNEL COSTS</b>						
Nurse	-	-	#NAME?	-	-	#NAME?
Librarian	-	-	#NAME?	-	-	#NAME?
Custodian	-	-	#NAME?	-	-	#NAME?
Security	-	-	#NAME?	-	-	#NAME?
Other	-	-	#NAME?	-	-	#NAME?
TOTAL NON-INSTRUCTIONAL	-	-	#NAME?	-	-	#NAME?
<b>SUBTOTAL PERSONNEL SERVICE COSTS</b>		-	#NAME?	1,570,373	-	#NAME?
<b>PAYROLL TAXES AND BENEFITS</b>						
Payroll Taxes		-	#NAME?	130,096	-	#NAME?
Fringe / Employee Benefits		-	#NAME?	144,761	-	#NAME?
Retirement / Pension		-	#NAME?	25,938	-	#NAME?
TOTAL PAYROLL TAXES AND BENEFITS		-	#NAME?	300,794	-	#NAME?
<b>TOTAL PERSONNEL SERVICE COSTS</b>		-	#NAME?	1,871,167	-	#NAME?
<b>CONTRACTED SERVICES</b>						
Accounting / Audit		-	#NAME?	7,100	-	#NAME?
Legal		-	#NAME?	2,500	-	#NAME?
Management Company Fee		-	#NAME?	298,781	-	#NAME?
Nurse Services		-	#NAME?	-	-	#NAME?
Food Service / School Lunch		-	#NAME?	-	-	#NAME?
Payroll Services		-	#NAME?	4,650	-	#NAME?
Special Ed Services		-	#NAME?	8,000	-	#NAME?
Titlement Services (i.e. Title I)		-	#NAME?	-	-	#NAME?
Other Purchased / Professional / Consulting		-	#NAME?	12,838	-	#NAME?
TOTAL CONTRACTED SERVICES		-	#NAME?	333,868	-	#NAME?

<b>Total Revenue</b>	#NAME?	#NAME?	#NAME?	#NAME?	#NAME?
<b>Total Expenses</b>	#NAME?	#NAME?	2,741,033	#NAME?	#NAME?
<b>Net Income</b>	#NAME?	#NAME?	#NAME?	#NAME?	#NAME?
<b>Actual Student Enrollment</b>	-	-	665	-	-
	Quarter - 1/1 - 3/31		4th Quarter - 4/1 - 6/30		
	<b>Revised Budget</b>	<b>Variance</b>	<b>Original Budget</b>	<b>Revised Budget</b>	<b>Variance</b>
<b>SCHOOL OPERATIONS</b>					
Board Expenses	-	#NAME?	-	-	#NAME?
Classroom / Teaching Supplies & Materials	-	#NAME?	23,305	-	#NAME?
Special Ed Supplies & Materials	-	#NAME?	-	-	#NAME?
Textbooks / Workbooks	-	#NAME?	37,171	-	#NAME?
Supplies & Materials other	-	#NAME?	35,066	-	#NAME?
Equipment / Furniture	-	#NAME?	47,145	-	#NAME?
Telephone	-	#NAME?	4,863	-	#NAME?
Technology	-	#NAME?	105,481	-	#NAME?
Student Testing & Assessment	-	#NAME?	11,589	-	#NAME?
Field Trips	-	#NAME?	12,990	-	#NAME?
Transportation (student)	-	#NAME?	4,000	-	#NAME?
Student Services - other	-	#NAME?	15,295	-	#NAME?
Office Expense	-	#NAME?	41,799	-	#NAME?
Staff Development	-	#NAME?	45,335	-	#NAME?
Staff Recruitment	-	#NAME?	13,663	-	#NAME?
Student Recruitment / Marketing	-	#NAME?	500	-	#NAME?
School Meals / Lunch	-	#NAME?	24,113	-	#NAME?
Travel (Staff)	-	#NAME?	620	-	#NAME?
Fundraising	-	#NAME?	-	-	#NAME?
Other	-	#NAME?	34,910	-	#NAME?
<b>TOTAL SCHOOL OPERATIONS</b>	-	#NAME?	457,843	-	#NAME?
<b>FACILITY OPERATION &amp; MAINTENANCE</b>					
Insurance	-	#NAME?	8,000	-	#NAME?
Janitorial	-	#NAME?	-	-	#NAME?
Building and Land Rent / Lease / Facility Finance Interest	-	#NAME?	10,000	-	#NAME?
Repairs & Maintenance	-	#NAME?	39,750	-	#NAME?
Equipment / Furniture	-	#NAME?	-	-	#NAME?
Security	-	#NAME?	-	-	#NAME?
Utilities	-	#NAME?	-	-	#NAME?
<b>TOTAL FACILITY OPERATION &amp; MAINTENANCE</b>	-	#NAME?	57,750	-	#NAME?
<b>DEPRECIATION &amp; AMORTIZATION</b>	-	#NAME?	-	-	#NAME?
<b>RESERVES / CONTINGENCY</b>	-	#NAME?	20,405	-	#NAME?
<b>TOTAL EXPENSES</b>	-	#NAME?	2,741,033	-	#NAME?
<b>NET INCOME</b>	#NAME?	#NAME?	#NAME?	#NAME?	#NAME?

Total Revenue	#NAME?	#NAME?	#NAME?	#NAME?	#NAME?
Total Expenses	#NAME?	#NAME?	2,741,033	#NAME?	#NAME?
Net Income	#NAME?	#NAME?	#NAME?	#NAME?	#NAME?
Actual Student Enrollment	-	-	665	-	-
	Quarter - 1/1 - 3/31		4th Quarter - 4/1 - 6/30		
	Revised Budget	Variance	Original Budget	Revised Budget	Variance
ENROLLMENT - *School Districts Are Linked To Above Entries*					
Number of Districts:	-	-	1	-	-
NYC CHANCELLOR'S OFFICE	-	-	665	-	-
-	-	-	-	-	-
-	-	-	-	-	-
-	-	-	-	-	-
-	-	-	-	-	-
-	-	-	-	-	-
-	-	-	-	-	-
-	-	-	-	-	-
-	-	-	-	-	-
-	-	-	-	-	-
-	-	-	-	-	-
-	-	-	-	-	-
-	-	-	-	-	-
-	-	-	-	-	-
ALL OTHER School Districts: ( Weighted Avg )	-	-	-	-	-
TOTAL ENROLLMENT	-	-	665	-	-
REVENUE PER PUPIL	-	#NAME?	#NAME?	-	#NAME?
EXPENSES PER PUPIL	-	#NAME?	4,124	-	#NAME?

		ACHIEVEMENT FIRST Budget / Operating 2015-16				
Total Revenue		#NAME?	#NAME?	#NAME?	#NAME?	#NAME?
Total Expenses		10,964,131	#NAME?	#NAME?	(10,964,131)	#NAME?
Net Income		#NAME?	#NAME?	#NAME?	#NAME?	#NAME?
Actual Student Enrollment						
		Total Year			VARIANCE	
		Original Budget	Revised Budget	Variance	Original Budget vs. PY Budget	Revised Budget vs. PY Budget
REVENUE						
REVENUES FROM STATE SOURCES		2015-16				
Per Pupil Revenue		Per Pupil Rate				
NYC CHANCELLOR'S OFFICE	#NAME?	#NAME?	#NAME?	#NAME?	#NAME?	#NAME?
-	#N/A	#N/A	#NAME?	#NAME?	#N/A	#NAME?
-	#N/A	#N/A	#NAME?	#NAME?	#N/A	#NAME?
-	#N/A	#N/A	#NAME?	#NAME?	#N/A	#NAME?
-	#N/A	#N/A	#NAME?	#NAME?	#N/A	#NAME?
-	#N/A	#N/A	#NAME?	#NAME?	#N/A	#NAME?
-	#N/A	#N/A	#NAME?	#NAME?	#N/A	#NAME?
-	#N/A	#N/A	#NAME?	#NAME?	#N/A	#NAME?
-	#N/A	#N/A	#NAME?	#NAME?	#N/A	#NAME?
-	#N/A	#N/A	#NAME?	#NAME?	#N/A	#NAME?
-	#N/A	#N/A	#NAME?	#NAME?	#N/A	#NAME?
-	#N/A	#N/A	#NAME?	#NAME?	#N/A	#NAME?
-	#N/A	#N/A	#NAME?	#NAME?	#N/A	#NAME?
-	#N/A	#N/A	#NAME?	#NAME?	#N/A	#NAME?
-	#N/A	#N/A	#NAME?	#NAME?	#N/A	#NAME?
-	#N/A	#N/A	#NAME?	#NAME?	#N/A	#NAME?
-	#N/A	#N/A	#NAME?	#NAME?	#N/A	#NAME?
ALL OTHER School Districts: ( Weighted Avg )	#N/A	#N/A	#NAME?	#NAME?	#N/A	#NAME?
TOTAL Per Pupil Revenue (Weighted Average Per Pupil Funding)	#NAME?	#NAME?	#NAME?	#NAME?	#NAME?	#NAME?
Special Education Revenue		551,843	#NAME?	#NAME?	551,843	#NAME?
Grants						
Stimulus		-	#NAME?	#NAME?	-	#NAME?
DYCD (Department of Youth and Community Development)		-	#NAME?	#NAME?	-	#NAME?
Other		-	#NAME?	#NAME?	-	#NAME?
Other		-	#NAME?	#NAME?	-	#NAME?
TOTAL REVENUE FROM STATE SOURCES		#NAME?	#NAME?	#NAME?	#NAME?	#NAME?
REVENUE FROM FEDERAL FUNDING						
IDEA Special Needs		25,656	#NAME?	#NAME?	25,656	#NAME?
Title I		288,000	#NAME?	#NAME?	288,000	#NAME?
Title Funding - Other		12,800	#NAME?	#NAME?	12,800	#NAME?
School Food Service (Free Lunch)		-	#NAME?	#NAME?	-	#NAME?
Grants						
Charter School Program (CSP) Planning & Implementation		31,451	#NAME?	#NAME?	31,451	#NAME?
Other		-	#NAME?	#NAME?	-	#NAME?
Other		-	#NAME?	#NAME?	-	#NAME?
TOTAL REVENUE FROM FEDERAL SOURCES		357,907	#NAME?	#NAME?	357,907	#NAME?
LOCAL and OTHER REVENUE						
Contributions and Donations		742,000	#NAME?	#NAME?	742,000	#NAME?
Fundraising		-	#NAME?	#NAME?	-	#NAME?
Erate Reimbursement		90,220	#NAME?	#NAME?	90,220	#NAME?
Earnings on Investments		-	#NAME?	#NAME?	-	#NAME?
Interest Income		2,500	#NAME?	#NAME?	2,500	#NAME?
Food Service (Income from meals)		-	#NAME?	#NAME?	-	#NAME?
Text Book		-	#NAME?	#NAME?	-	#NAME?
OTHER		-	#NAME?	#NAME?	-	#NAME?
TOTAL REVENUE FROM LOCAL and OTHER SOURCES		834,720	#NAME?	#NAME?	834,720	#NAME?
TOTAL REVENUE		#NAME?	#NAME?	#NAME?	#NAME?	#NAME?

		ACHIEVEMENT FIRST Budget / Operatin 2015-16				
Total Revenue		#NAME?	#NAME?	#NAME?	#NAME?	#NAME?
Total Expenses		10,964,131	#NAME?	#NAME?	(10,964,131)	#NAME?
Net Income		#NAME?	#NAME?	#NAME?	#NAME?	#NAME?
Actual Student Enrollment						
		Total Year			VARIANCE	
		Original Budget	Revised Budget	Variance	Original Budget vs. PY Budget	Revised Budget vs. PY Budget
<b>EXPENSES</b>						
<b>ADMINISTRATIVE STAFF PERSONNEL COSTS</b>	Avg. No. of Positions					
Executive Management	-	-	#NAME?	#NAME?	-	#NAME?
Instructional Management	10.00	965,292	#NAME?	#NAME?	(965,292)	#NAME?
Deans, Directors & Coordinators	-	-	#NAME?	#NAME?	-	#NAME?
CFO / Director of Finance	-	-	#NAME?	#NAME?	-	#NAME?
Operation / Business Manager	-	-	#NAME?	#NAME?	-	#NAME?
Administrative Staff	7.00	458,616	#NAME?	#NAME?	(458,616)	#NAME?
TOTAL ADMINISTRATIVE STAFF	17.00	1,423,908	#NAME?	#NAME?	(1,423,908)	#NAME?
<b>INSTRUCTIONAL PERSONNEL COSTS</b>						
Teachers - Regular	57.00	3,964,920	#NAME?	#NAME?	(3,964,920)	#NAME?
Teachers - SPED	-	-	#NAME?	#NAME?	-	#NAME?
Substitute Teachers	-	-	#NAME?	#NAME?	-	#NAME?
Teaching Assistants	9.00	421,365	#NAME?	#NAME?	(421,365)	#NAME?
Specialty Teachers	-	-	#NAME?	#NAME?	-	#NAME?
Aides	-	-	#NAME?	#NAME?	-	#NAME?
Therapists & Counselors	3.00	217,068	#NAME?	#NAME?	(217,068)	#NAME?
Other	1.00	254,231	#NAME?	#NAME?	(254,231)	#NAME?
TOTAL INSTRUCTIONAL	70.00	4,857,584	#NAME?	#NAME?	(4,857,584)	#NAME?
<b>NON-INSTRUCTIONAL PERSONNEL COSTS</b>						
Nurse	-	-	#NAME?	#NAME?	-	#NAME?
Librarian	-	-	#NAME?	#NAME?	-	#NAME?
Custodian	-	-	#NAME?	#NAME?	-	#NAME?
Security	-	-	#NAME?	#NAME?	-	#NAME?
Other	-	-	#NAME?	#NAME?	-	#NAME?
TOTAL NON-INSTRUCTIONAL	-	-	#NAME?	#NAME?	-	#NAME?
<b>SUBTOTAL PERSONNEL SERVICE COSTS</b>	87.00	6,281,492	#NAME?	#NAME?	(6,281,492)	#NAME?
<b>PAYROLL TAXES AND BENEFITS</b>						
Payroll Taxes		520,383	#NAME?	#NAME?	(520,383)	#NAME?
Fringe / Employee Benefits		579,042	#NAME?	#NAME?	(579,042)	#NAME?
Retirement / Pension		103,750	#NAME?	#NAME?	(103,750)	#NAME?
TOTAL PAYROLL TAXES AND BENEFITS		1,203,175	#NAME?	#NAME?	(1,203,175)	#NAME?
<b>TOTAL PERSONNEL SERVICE COSTS</b>	87.00	7,484,667	#NAME?	#NAME?	(7,484,667)	#NAME?
<b>CONTRACTED SERVICES</b>						
Accounting / Audit		28,400	#NAME?	#NAME?	(28,400)	#NAME?
Legal		10,000	#NAME?	#NAME?	(10,000)	#NAME?
Management Company Fee		1,195,123	#NAME?	#NAME?	(1,195,123)	#NAME?
Nurse Services		-	#NAME?	#NAME?	-	#NAME?
Food Service / School Lunch		-	#NAME?	#NAME?	-	#NAME?
Payroll Services		18,600	#NAME?	#NAME?	(18,600)	#NAME?
Special Ed Services		32,000	#NAME?	#NAME?	(32,000)	#NAME?
Titlement Services (i.e. Title I)		-	#NAME?	#NAME?	-	#NAME?
Other Purchased / Professional / Consulting		51,350	#NAME?	#NAME?	(51,350)	#NAME?
TOTAL CONTRACTED SERVICES		1,335,473	#NAME?	#NAME?	(1,335,473)	#NAME?

ACHIEVEMENT FIRST Budget / Operatin 2015-16					
Total Revenue	#NAME?	#NAME?	#NAME?	#NAME?	#NAME?
Total Expenses	10,964,131	#NAME?	#NAME?	(10,964,131)	#NAME?
Net Income	#NAME?	#NAME?	#NAME?	#NAME?	#NAME?
Actual Student Enrollment					
Total Year			VARIANCE		
Original Budget	Revised Budget	Variance	Original Budget vs. PY Budget	Revised Budget vs. PY Budget	
<b>SCHOOL OPERATIONS</b>					
Board Expenses	-	#NAME?	#NAME?	-	#NAME?
Classroom / Teaching Supplies & Materials	93,220	#NAME?	#NAME?	(93,220)	#NAME?
Special Ed Supplies & Materials	-	#NAME?	#NAME?	-	#NAME?
Textbooks / Workbooks	148,682	#NAME?	#NAME?	(148,682)	#NAME?
Supplies & Materials other	140,263	#NAME?	#NAME?	(140,263)	#NAME?
Equipment / Furniture	188,580	#NAME?	#NAME?	(188,580)	#NAME?
Telephone	19,450	#NAME?	#NAME?	(19,450)	#NAME?
Technology	421,924	#NAME?	#NAME?	(421,924)	#NAME?
Student Testing & Assessment	46,355	#NAME?	#NAME?	(46,355)	#NAME?
Field Trips	51,960	#NAME?	#NAME?	(51,960)	#NAME?
Transportation (student)	16,000	#NAME?	#NAME?	(16,000)	#NAME?
Student Services - other	61,180	#NAME?	#NAME?	(61,180)	#NAME?
Office Expense	167,196	#NAME?	#NAME?	(167,196)	#NAME?
Staff Development	181,340	#NAME?	#NAME?	(181,340)	#NAME?
Staff Recruitment	54,650	#NAME?	#NAME?	(54,650)	#NAME?
Student Recruitment / Marketing	2,000	#NAME?	#NAME?	(2,000)	#NAME?
School Meals / Lunch	96,452	#NAME?	#NAME?	(96,452)	#NAME?
Travel (Staff)	2,480	#NAME?	#NAME?	(2,480)	#NAME?
Fundraising	-	#NAME?	#NAME?	-	#NAME?
Other	139,640	#NAME?	#NAME?	(139,640)	#NAME?
TOTAL SCHOOL OPERATIONS	1,831,372	#NAME?	#NAME?	(1,831,372)	#NAME?
<b>FACILITY OPERATION &amp; MAINTENANCE</b>					
Insurance	32,000	#NAME?	#NAME?	(32,000)	#NAME?
Janitorial	-	#NAME?	#NAME?	-	#NAME?
Building and Land Rent / Lease / Facility Finance Interest	40,000	#NAME?	#NAME?	(40,000)	#NAME?
Repairs & Maintenance	159,000	#NAME?	#NAME?	(159,000)	#NAME?
Equipment / Furniture	-	#NAME?	#NAME?	-	#NAME?
Security	-	#NAME?	#NAME?	-	#NAME?
Utilities	-	#NAME?	#NAME?	-	#NAME?
TOTAL FACILITY OPERATION & MAINTENANCE	231,000	#NAME?	#NAME?	(231,000)	#NAME?
<b>DEPRECIATION &amp; AMORTIZATION</b>					
	-	#NAME?	#NAME?	-	#NAME?
<b>RESERVES / CONTINGENCY</b>					
	81,619	#NAME?	#NAME?	(81,619)	#NAME?
<b>TOTAL EXPENSES</b>					
	10,964,131	#NAME?	#NAME?	(10,964,131)	#NAME?
<b>NET INCOME</b>					
	#NAME?	#NAME?	#NAME?	#NAME?	#NAME?

ACHIEVEMENT FIRST Budget / Operatin 2015-16				
Total Revenue	#NAME?	#NAME?	#NAME?	#NAME?
Total Expenses	10,964,131	#NAME?	#NAME?	(10,964,131)
Net Income	#NAME?	#NAME?	#NAME?	#NAME?
Actual Student Enrollment				
	Total Year			VARIANCE
	Original Budget	Revised Budget	Variance	Original Budget vs. PY Budget
				Revised Budget vs. PY Budget
ENROLLMENT - *School Districts Are Linked To Above Entries*				
Number of Districts:				
NYC CHANCELLOR'S OFFICE				
-				
-				
-				
-				
-				
-				
-				
-				
-				
-				
-				
ALL OTHER School Districts: ( Weighted Avg )				
TOTAL ENROLLMENT				
REVENUE PER PUPIL				
EXPENSES PER PUPIL				

	APOLLO g Plan
<div>Total Revenue</div> <div>Total Expenses</div> <div>Net Income</div> <div>Actual Student Enrollment</div>	DESCRIPTION OF ASSUMPTIONS
REVENUE	
REVENUES FROM STATE SOURCES	2015-16
Per Pupil Revenue	Per Pupil Rate
NYC CHANCELLOR'S OFFICE	#NAME?
-	#N/A
-	#N/A
-	#N/A
-	#N/A
-	#N/A
-	#N/A
-	#N/A
-	#N/A
-	#N/A
-	#N/A
-	#N/A
-	#N/A
-	#N/A
-	#N/A
ALL OTHER School Districts: ( Weighted Avg )	#N/A
TOTAL Per Pupil Revenue (Weighted Average Per Pupil Funding)	#NAME?
Special Education Revenue	
Grants	
Stimulus	
DYCD (Department of Youth and Community Development)	
Other	
Other	
TOTAL REVENUE FROM STATE SOURCES	
REVENUE FROM FEDERAL FUNDING	
IDEA Special Needs	
Title I	
Title Funding - Other	
School Food Service (Free Lunch)	
Grants	
Charter School Program (CSP) Planning & Implementation	
Other	
Other	
TOTAL REVENUE FROM FEDERAL SOURCES	
LOCAL and OTHER REVENUE	
Contributions and Donations	
Fundraising	
Erate Reimbursement	
Earnings on Investments	
Interest Income	
Food Service (Income from meals)	
Text Book	
OTHER	
TOTAL REVENUE FROM LOCAL and OTHER SOURCES	
TOTAL REVENUE	



**APOLLO**  
**g Plan**

Total Revenue  
Total Expenses  
Net Income  
Actual Student Enrollment

**DESCRIPTION OF ASSUMPTIONS**

**EXPENSES**

**ADMINISTRATIVE STAFF PERSONNEL COSTS**

Avg. No. of  
Positions

Executive Management	-
Instructional Management	10.00
Deans, Directors & Coordinators	-
CFO / Director of Finance	-
Operation / Business Manager	-
Administrative Staff	7.00
<b>TOTAL ADMINISTRATIVE STAFF</b>	<b>17.00</b>

**INSTRUCTIONAL PERSONNEL COSTS**

Teachers - Regular	57.00
Teachers - SPED	-
Substitute Teachers	-
Teaching Assistants	9.00
Specialty Teachers	-
Aides	-
Therapists & Counselors	3.00
Other	1.00
<b>TOTAL INSTRUCTIONAL</b>	<b>70.00</b>

**NON-INSTRUCTIONAL PERSONNEL COSTS**

Nurse	-
Librarian	-
Custodian	-
Security	-
Other	-
<b>TOTAL NON-INSTRUCTIONAL</b>	<b>-</b>

**SUBTOTAL PERSONNEL SERVICE COSTS**

87.00

**PAYROLL TAXES AND BENEFITS**

Payroll Taxes  
Fringe / Employee Benefits  
Retirement / Pension

**TOTAL PAYROLL TAXES AND BENEFITS**

**TOTAL PERSONNEL SERVICE COSTS**

87.00

**CONTRACTED SERVICES**

Accounting / Audit  
Legal  
Management Company Fee  
Nurse Services  
Food Service / School Lunch  
Payroll Services  
Special Ed Services  
Titlement Services (i.e. Title I)  
Other Purchased / Professional / Consulting  
**TOTAL CONTRACTED SERVICES**

Total Revenue  
Total Expenses  
Net Income  
Actual Student Enrollment

DESCRIPTION OF ASSUMPTIONS

**SCHOOL OPERATIONS**  
Board Expenses  
Classroom / Teaching Supplies & Materials  
Special Ed Supplies & Materials  
Textbooks / Workbooks  
Supplies & Materials other  
Equipment / Furniture  
Telephone  
Technology  
Student Testing & Assessment  
Field Trips  
Transportation (student)  
Student Services - other  
Office Expense  
Staff Development  
Staff Recruitment  
Student Recruitment / Marketing  
School Meals / Lunch  
Travel (Staff)  
Fundraising  
Other  
TOTAL SCHOOL OPERATIONS

**FACILITY OPERATION & MAINTENANCE**  
Insurance  
Janitorial  
Building and Land Rent / Lease / Facility Finance Interest  
Repairs & Maintenance  
Equipment / Furniture  
Security  
Utilities  
TOTAL FACILITY OPERATION & MAINTENANCE

**DEPRECIATION & AMORTIZATION**  
**RESERVES / CONTINGENCY**

**TOTAL EXPENSES**

**NET INCOME**

	APOLLO g Plan
Total Revenue Total Expenses Net Income Actual Student Enrollment	DESCRIPTION OF ASSUMPTIONS
ENROLLMENT - *School Districts Are Linked To Above Entries* Number of Districts: NYC CHANCELLOR'S OFFICE - - - - - - - - - - - - - - ALL OTHER School Districts: ( Weighted Avg ) TOTAL ENROLLMENT  REVENUE PER PUPIL  EXPENSES PER PUPIL	

**ACHIEVEMENT FIRST APOLLO  
BALANCE SHEET  
2015-16**

	<u>Prior Year</u>	Q1	Q2	Q3	Q4
	<u>#NAME?</u>	<u>As of 9/30</u>	<u>As of 12/31</u>	<u>As of 3/31</u>	<u>As of 6/30</u>
<b><u>ASSETS</u></b>					
<b><u>CURRENT ASSETS</u></b>					
Cash and cash equivalents	\$-	\$-	\$-	\$-	\$-
Grants and contracts receivable	-	-	-	-	-
Accounts receivables	-	-	-	-	-
Prepaid Expenses	-	-	-	-	-
Contributions and other receivables	-	-	-	-	-
<b>TOTAL CURRENT ASSETS</b>	-	-	-	-	-
<b><u>PROPERTY, BUILDING AND EQUIPMENT, net</u></b>	-	-	-	-	-
<b><u>OTHER ASSETS</u></b>	-	-	-	-	-
<b>TOTAL ASSETS</b>	-	-	-	-	-
<b><u>LIABILITIES AND NET ASSETS</u></b>					
<b><u>CURRENT LIABILITIES</u></b>					
Accounts payable and accrued expenses	\$-	\$-	\$-	\$-	\$-
Accrued payroll and benefits	-	-	-	-	-
Deferred Revenue	-	-	-	-	-
Current maturities of long-term debt	-	-	-	-	-
Short Term Debt - Bonds, Notes Payable	-	-	-	-	-
Other	-	-	-	-	-
<b>TOTAL CURRENT LIABILITIES</b>	-	-	-	-	-
<b><u>LONG-TERM DEBT and NOTES PAYABLE, net current maturities</u></b>	-	-	-	-	-
<b>TOTAL LIABILITIES</b>	-	-	-	-	-
<b><u>NET ASSETS</u></b>					
Unrestricted	-	-	-	-	-
Temporarily restricted	-	-	-	-	-
<b>TOTAL NET ASSETS</b>	-	-	-	-	-
<b>TOTAL LIABILITIES AND NET ASSETS</b>	-	-	-	-	-

## 2015-16

*NOTE: Enrollment, Revenue and Expenditure Data IN the 'Total and Variance Analysis' Section is Based on LAST ACTUAL Quarter Completed	1st Quarter - 7/1 - 9/30			2nd Quarter - 10/1 - 12/31			3rd Quarter - 1/1 - 3/31
	Actual	Current Budget	Variance	Actual	Current Budget	Variance	Actual

### CY Per Pupil Rate

[illegible]

**ACHIEVEMENT FIRST APOLLO**  
**Budget / Operating Plan**  
**2015-16**

<b>Total Revenue</b>	<b>#NAME?</b>	<b>#NAME?</b>	<b>#NAME?</b>	<b>#NAME?</b>	<b>#NAME?</b>	<b>#NAME?</b>	<b>#NAME?</b>
<b>Total Expenses</b>	<b>#NAME?</b>	<b>#NAME?</b>	<b>#NAME?</b>	<b>#NAME?</b>	<b>#NAME?</b>	<b>#NAME?</b>	<b>#NAME?</b>
<b>Net Income</b>	<b>#NAME?</b>	<b>#NAME?</b>	<b>#NAME?</b>	<b>#NAME?</b>	<b>#NAME?</b>	<b>#NAME?</b>	<b>#NAME?</b>
<b>Actual Student Enrollment</b>	-	<b>#NAME?</b>	-	-	<b>#NAME?</b>	-	-

<b>*NOTE: Enrollment, Revenue and Expenditure Data IN the 'Total and Variance Analysis' Section is Based on LAST ACTUAL Quarter Completed</b>	1st Quarter - 7/1 - 9/30			2nd Quarter - 10/1 - 12/31			3rd Quarter
	Actual	Current Budget	Variance	Actual	Current Budget	Variance	Actual

**EXPENSES**

<b>ADMINISTRATIVE STAFF PERSONNEL COSTS</b>	Quarter 0 No. of Positions						
Executive Management	#NAME?	-	#NAME?	#NAME?	-	#NAME?	#NAME?
Instructional Management	#NAME?	-	#NAME?	#NAME?	-	#NAME?	#NAME?
Deans, Directors & Coordinators	#NAME?	-	#NAME?	#NAME?	-	#NAME?	#NAME?
CFO / Director of Finance	#NAME?	-	#NAME?	#NAME?	-	#NAME?	#NAME?
Operation / Business Manager	#NAME?	-	#NAME?	#NAME?	-	#NAME?	#NAME?
Administrative Staff	#NAME?	-	#NAME?	#NAME?	-	#NAME?	#NAME?
<b>TOTAL ADMINISTRATIVE STAFF</b>	#NAME?	-	#NAME?	#NAME?	-	#NAME?	#NAME?
<b>INSTRUCTIONAL PERSONNEL COSTS</b>							
Teachers - Regular	#NAME?	-	#NAME?	#NAME?	-	#NAME?	#NAME?
Teachers - SPED	#NAME?	-	#NAME?	#NAME?	-	#NAME?	#NAME?
Substitute Teachers	#NAME?	-	#NAME?	#NAME?	-	#NAME?	#NAME?
Teaching Assistants	#NAME?	-	#NAME?	#NAME?	-	#NAME?	#NAME?
Specialty Teachers	#NAME?	-	#NAME?	#NAME?	-	#NAME?	#NAME?
Aides	#NAME?	-	#NAME?	#NAME?	-	#NAME?	#NAME?
Therapists & Counselors	#NAME?	-	#NAME?	#NAME?	-	#NAME?	#NAME?
Other	#NAME?	-	#NAME?	#NAME?	-	#NAME?	#NAME?
<b>TOTAL INSTRUCTIONAL</b>	#NAME?	-	#NAME?	#NAME?	-	#NAME?	#NAME?
<b>NON-INSTRUCTIONAL PERSONNEL COSTS</b>							
Nurse	#NAME?	-	#NAME?	#NAME?	-	#NAME?	#NAME?
Librarian	#NAME?	-	#NAME?	#NAME?	-	#NAME?	#NAME?
Custodian	#NAME?	-	#NAME?	#NAME?	-	#NAME?	#NAME?
Security	#NAME?	-	#NAME?	#NAME?	-	#NAME?	#NAME?
Other	#NAME?	-	#NAME?	#NAME?	-	#NAME?	#NAME?
<b>TOTAL NON-INSTRUCTIONAL</b>	#NAME?	-	#NAME?	#NAME?	-	#NAME?	#NAME?
<b>SUBTOTAL PERSONNEL SERVICE COSTS</b>	#NAME?	-	#NAME?	#NAME?	-	#NAME?	#NAME?
<b>PAYROLL TAXES AND BENEFITS</b>							
Payroll Taxes		-	#NAME?	#NAME?	-	#NAME?	#NAME?
Fringe / Employee Benefits		-	#NAME?	#NAME?	-	#NAME?	#NAME?
Retirement / Pension		-	#NAME?	#NAME?	-	#NAME?	#NAME?
<b>TOTAL PAYROLL TAXES AND BENEFITS</b>		-	#NAME?	#NAME?	-	#NAME?	#NAME?
<b>TOTAL PERSONNEL SERVICE COSTS</b>	#NAME?	-	#NAME?	#NAME?	-	#NAME?	#NAME?
<b>CONTRACTED SERVICES</b>							
Accounting / Audit		-	#NAME?	#NAME?	-	#NAME?	#NAME?
Legal		-	#NAME?	#NAME?	-	#NAME?	#NAME?
Management Company Fee		-	#NAME?	#NAME?	-	#NAME?	#NAME?
Nurse Services		-	#NAME?	#NAME?	-	#NAME?	#NAME?
Food Service / School Lunch		-	#NAME?	#NAME?	-	#NAME?	#NAME?
Payroll Services		-	#NAME?	#NAME?	-	#NAME?	#NAME?
Special Ed Services		-	#NAME?	#NAME?	-	#NAME?	#NAME?
Titlement Services (i.e. Title I)		-	#NAME?	#NAME?	-	#NAME?	#NAME?
Other Purchased / Professional / Consulting		-	#NAME?	#NAME?	-	#NAME?	#NAME?
<b>TOTAL CONTRACTED SERVICES</b>		-	#NAME?	#NAME?	-	#NAME?	#NAME?

## 2015-16

Total Revenue	#NAME?	#NAME?	#NAME?	#NAME?	#NAME?	#NAME?
Total Expenses	#NAME?	#NAME?	#NAME?	#NAME?	#NAME?	#NAME?
Net Income	#NAME?	#NAME?	#NAME?	#NAME?	#NAME?	#NAME?
Actual Student Enrollment	-	#NAME?	-	-	#NAME?	-
*NOTE: Enrollment, Revenue and Expenditure Data IN the 'Total and Variance Analysis' Section is Based on LAST ACTUAL Quarter Completed	1st Quarter - 7/1 - 9/30			2nd Quarter - 10/1 - 12/31		3rd Quarter - 1/1 - 3/31
	Actual	Current Budget	Variance	Actual	Current Budget	Variance
<b>SCHOOL OPERATIONS</b>						
Board Expenses	-	#NAME?	#NAME?	-	#NAME?	#NAME?
Classroom / Teaching Supplies & Materials	-	#NAME?	#NAME?	-	#NAME?	#NAME?
Special Ed Supplies & Materials	-	#NAME?	#NAME?	-	#NAME?	#NAME?
Textbooks / Workbooks	-	#NAME?	#NAME?	-	#NAME?	#NAME?
Supplies & Materials other	-	#NAME?	#NAME?	-	#NAME?	#NAME?
Equipment / Furniture	-	#NAME?	#NAME?	-	#NAME?	#NAME?
Telephone	-	#NAME?	#NAME?	-	#NAME?	#NAME?
Technology	-	#NAME?	#NAME?	-	#NAME?	#NAME?
Student Testing & Assessment	-	#NAME?	#NAME?	-	#NAME?	#NAME?
Field Trips	-	#NAME?	#NAME?	-	#NAME?	#NAME?
Transportation (student)	-	#NAME?	#NAME?	-	#NAME?	#NAME?
Student Services - other	-	#NAME?	#NAME?	-	#NAME?	#NAME?
Office Expense	-	#NAME?	#NAME?	-	#NAME?	#NAME?
Staff Development	-	#NAME?	#NAME?	-	#NAME?	#NAME?
Staff Recruitment	-	#NAME?	#NAME?	-	#NAME?	#NAME?
Student Recruitment / Marketing	-	#NAME?	#NAME?	-	#NAME?	#NAME?
School Meals / Lunch	-	#NAME?	#NAME?	-	#NAME?	#NAME?
Travel (Staff)	-	#NAME?	#NAME?	-	#NAME?	#NAME?
Fundraising	-	#NAME?	#NAME?	-	#NAME?	#NAME?
Other	-	#NAME?	#NAME?	-	#NAME?	#NAME?
TOTAL SCHOOL OPERATIONS	-	#NAME?	#NAME?	-	#NAME?	#NAME?
<b>FACILITY OPERATION &amp; MAINTENANCE</b>						
Insurance	-	#NAME?	#NAME?	-	#NAME?	#NAME?
Janitorial	-	#NAME?	#NAME?	-	#NAME?	#NAME?
Building and Land Rent / Lease / Facility Finance Interest	-	#NAME?	#NAME?	-	#NAME?	#NAME?
Repairs & Maintenance	-	#NAME?	#NAME?	-	#NAME?	#NAME?
Equipment / Furniture	-	#NAME?	#NAME?	-	#NAME?	#NAME?
Security	-	#NAME?	#NAME?	-	#NAME?	#NAME?
Utilities	-	#NAME?	#NAME?	-	#NAME?	#NAME?
TOTAL FACILITY OPERATION & MAINTENANCE	-	#NAME?	#NAME?	-	#NAME?	#NAME?
<b>DEPRECIATION &amp; AMORTIZATION</b>						
<b>RESERVES / CONTINGENCY</b>						
TOTAL EXPENSES	-	#NAME?	#NAME?	-	#NAME?	#NAME?
NET INCOME	#NAME?	#NAME?	#NAME?	#NAME?	#NAME?	#NAME?

## Budget / Operating Plan

E?	#NAME?	#NAME?
----	--------	--------

Total Revenue	#NAME?	#NAME?	#NAME?	#NAME?	#NAME?	#NAME?	#NAME?
Total Expenses	#NAME?	#NAME?	#NAME?	#NAME?	#NAME?	#NAME?	#NAME?
Net Income	#NAME?	#NAME?	#NAME?	#NAME?	#NAME?	#NAME?	#NAME?
Actual Student Enrollment	-	#NAME?	-	-	#NAME?	-	-

3rd C

	Actual	Current Budget	Variance	Actual	Current Budget	Variance	Actual
--	--------	----------------	----------	--------	----------------	----------	--------

## NYC CHANCELLOR'S OFFICE

NYC CHANCELLOR'S OFFICE	-	#NAME?	-	-	#NAME?	-	-
-	-	#NAME?	-	-	#NAME?	-	-
-	-	#NAME?	-	-	#NAME?	-	-
-	-	#NAME?	-	-	#NAME?	-	-
-	-	#NAME?	-	-	#NAME?	-	-
-	-	#NAME?	-	-	#NAME?	-	-
-	-	#NAME?	-	-	#NAME?	-	-
-	-	#NAME?	-	-	#NAME?	-	-
-	-	#NAME?	-	-	#NAME?	-	-
-	-	#NAME?	-	-	#NAME?	-	-
-	-	#NAME?	-	-	#NAME?	-	-
-	-	#NAME?	-	-	#NAME?	-	-
-	-	#NAME?	-	-	#NAME?	-	-
-	-	#NAME?	-	-	#NAME?	-	-
-	-	#NAME?	-	-	#NAME?	-	-
-	-	#NAME?	-	-	#NAME?	-	-
-	-	#NAME?	-	-	#NAME?	-	-
-	-	#NAME?	-	-	#NAME?	-	-
-	-	#NAME?	-	-	#NAME?	-	-
-	-	#NAME?	-	-	#NAME?	-	-
-	-	#NAME?	-	-	#NAME?	-	-
ALL OTHER School Districts: ( Count = 0 )	-	#NAME?	-	-	#NAME?	-	-
TOTAL ENROLLMENT	-	#NAME?	-	-	#NAME?	-	-

## REVENUE PER PUPIL

REVENUE PER PUPIL	-	#NAME?	#NAME?	-	#NAME?	#NAME?	-
-------------------	---	--------	--------	---	--------	--------	---

EXPENSES PER PUPIL	-	#NAME?	#NAME?	-	#NAME?	#NAME?	-
--------------------	---	--------	--------	---	--------	--------	---



Total Revenue	#NAME?	#NAME?	#NAME?	#NAME?	#NAME?
Total Expenses	#NAME?	#NAME?	#NAME?	#NAME?	#NAME?
Net Income	#NAME?	#NAME?	#NAME?	#NAME?	#NAME?
Actual Student Enrollment	#NAME?	-	-	#NAME?	-
*NOTE: Enrollment, Revenue and Expenditure Data IN the 'Total and Variance Analysis' Section is Based on LAST ACTUAL Quarter Completed		Quarter - 1/1 - 3/31		4th Quarter - 4/1 - 6/30	
		Current Budget	Variance	Actual	Current Budget Variance
<b>REVENUE</b>					
<b>REVENUES FROM STATE SOURCES</b>					
Per Pupil Revenue	CY Per Pupil Rate				
NYC CHANCELLOR'S OFFICE	#NAME?	#NAME?	#NAME?	#NAME?	#NAME?
-	#N/A	#NAME?	#NAME?	#N/A	#NAME?
-	#N/A	#NAME?	#NAME?	#N/A	#NAME?
-	#N/A	#NAME?	#NAME?	#N/A	#NAME?
-	#N/A	#NAME?	#NAME?	#N/A	#NAME?
-	#N/A	#NAME?	#NAME?	#N/A	#NAME?
-	#N/A	#NAME?	#NAME?	#N/A	#NAME?
-	#N/A	#NAME?	#NAME?	#N/A	#NAME?
-	#N/A	#NAME?	#NAME?	#N/A	#NAME?
-	#N/A	#NAME?	#NAME?	#N/A	#NAME?
-	#N/A	#NAME?	#NAME?	#N/A	#NAME?
-	#N/A	#NAME?	#NAME?	#N/A	#NAME?
-	#N/A	#NAME?	#NAME?	#N/A	#NAME?
-	#N/A	#NAME?	#NAME?	#N/A	#NAME?
-	#N/A	#NAME?	#NAME?	#N/A	#NAME?
ALL OTHER School Districts: ( Count = 0 )	#N/A	#NAME?	#NAME?	#N/A	#NAME?
TOTAL Per Pupil Revenue (Weighted Average Per Pupil Funding)	#NAME?	#NAME?	#NAME?	#NAME?	#NAME?
Special Education Revenue		#NAME?	#NAME?	-	#NAME?
Grants					
Stimulus		#NAME?	#NAME?	-	#NAME?
DYCD (Department of Youth and Community Development)		#NAME?	#NAME?	-	#NAME?
Other		#NAME?	#NAME?	-	#NAME?
Other		#NAME?	#NAME?	-	#NAME?
TOTAL REVENUE FROM STATE SOURCES		#NAME?	#NAME?	#NAME?	#NAME?
<b>REVENUE FROM FEDERAL FUNDING</b>					
IDEA Special Needs		#NAME?	#NAME?	-	#NAME?
Title I		#NAME?	#NAME?	-	#NAME?
Title Funding - Other		#NAME?	#NAME?	-	#NAME?
School Food Service (Free Lunch)		#NAME?	#NAME?	-	#NAME?
Grants					
Charter School Program (CSP) Planning & Implementation		#NAME?	#NAME?	-	#NAME?
Other		#NAME?	#NAME?	-	#NAME?
Other		#NAME?	#NAME?	-	#NAME?
TOTAL REVENUE FROM FEDERAL SOURCES		#NAME?	#NAME?	-	#NAME?
<b>LOCAL and OTHER REVENUE</b>					
Contributions and Donations		#NAME?	#NAME?	-	#NAME?
Fundraising		#NAME?	#NAME?	-	#NAME?
Erate Reimbursement		#NAME?	#NAME?	-	#NAME?
Earnings on Investments		#NAME?	#NAME?	-	#NAME?
Interest Income		#NAME?	#NAME?	-	#NAME?
Food Service (Income from meals)		#NAME?	#NAME?	-	#NAME?
Text Book		#NAME?	#NAME?	-	#NAME?
OTHER		#NAME?	#NAME?	-	#NAME?
TOTAL REVENUE FROM LOCAL and OTHER SOURCES		#NAME?	#NAME?	-	#NAME?
<b>TOTAL REVENUE</b>		#NAME?	#NAME?	#NAME?	#NAME?

Total Revenue	#NAME?	#NAME?	#NAME?	#NAME?	#NAME?
Total Expenses	#NAME?	#NAME?	#NAME?	#NAME?	#NAME?
Net Income	#NAME?	#NAME?	#NAME?	#NAME?	#NAME?
Actual Student Enrollment	#NAME?	-	-	#NAME?	-
*NOTE: Enrollment, Revenue and Expenditure Data IN the 'Total and Variance Analysis' Section is Based on LAST ACTUAL Quarter Completed		Quarter - 1/1 - 3/31		4th Quarter - 4/1 - 6/30	
		Current Budget	Variance	Actual	Current Budget Variance
<b>EXPENSES</b>					
<b>ADMINISTRATIVE STAFF PERSONNEL COSTS</b>		Quarter 0			
		No. of Positions			
Executive Management	#NAME?	#NAME?	#NAME?	-	#NAME?
Instructional Management	#NAME?	#NAME?	#NAME?	-	#NAME?
Deans, Directors & Coordinators	#NAME?	#NAME?	#NAME?	-	#NAME?
CFO / Director of Finance	#NAME?	#NAME?	#NAME?	-	#NAME?
Operation / Business Manager	#NAME?	#NAME?	#NAME?	-	#NAME?
Administrative Staff	#NAME?	#NAME?	#NAME?	-	#NAME?
TOTAL ADMINISTRATIVE STAFF	#NAME?	#NAME?	#NAME?	-	#NAME?
<b>INSTRUCTIONAL PERSONNEL COSTS</b>					
Teachers - Regular	#NAME?	#NAME?	#NAME?	-	#NAME?
Teachers - SPED	#NAME?	#NAME?	#NAME?	-	#NAME?
Substitute Teachers	#NAME?	#NAME?	#NAME?	-	#NAME?
Teaching Assistants	#NAME?	#NAME?	#NAME?	-	#NAME?
Specialty Teachers	#NAME?	#NAME?	#NAME?	-	#NAME?
Aides	#NAME?	#NAME?	#NAME?	-	#NAME?
Therapists & Counselors	#NAME?	#NAME?	#NAME?	-	#NAME?
Other	#NAME?	#NAME?	#NAME?	-	#NAME?
TOTAL INSTRUCTIONAL	#NAME?	#NAME?	#NAME?	-	#NAME?
<b>NON-INSTRUCTIONAL PERSONNEL COSTS</b>					
Nurse	#NAME?	#NAME?	#NAME?	-	#NAME?
Librarian	#NAME?	#NAME?	#NAME?	-	#NAME?
Custodian	#NAME?	#NAME?	#NAME?	-	#NAME?
Security	#NAME?	#NAME?	#NAME?	-	#NAME?
Other	#NAME?	#NAME?	#NAME?	-	#NAME?
TOTAL NON-INSTRUCTIONAL	#NAME?	#NAME?	#NAME?	-	#NAME?
<b>SUBTOTAL PERSONNEL SERVICE COSTS</b>		#NAME?	#NAME?	-	#NAME?
<b>PAYROLL TAXES AND BENEFITS</b>					
Payroll Taxes		#NAME?	#NAME?	-	#NAME?
Fringe / Employee Benefits		#NAME?	#NAME?	-	#NAME?
Retirement / Pension		#NAME?	#NAME?	-	#NAME?
TOTAL PAYROLL TAXES AND BENEFITS		#NAME?	#NAME?	-	#NAME?
<b>TOTAL PERSONNEL SERVICE COSTS</b>		#NAME?	#NAME?	-	#NAME?
<b>CONTRACTED SERVICES</b>					
Accounting / Audit		#NAME?	#NAME?	-	#NAME?
Legal		#NAME?	#NAME?	-	#NAME?
Management Company Fee		#NAME?	#NAME?	-	#NAME?
Nurse Services		#NAME?	#NAME?	-	#NAME?
Food Service / School Lunch		#NAME?	#NAME?	-	#NAME?
Payroll Services		#NAME?	#NAME?	-	#NAME?
Special Ed Services		#NAME?	#NAME?	-	#NAME?
Titlement Services (i.e. Title I)		#NAME?	#NAME?	-	#NAME?
Other Purchased / Professional / Consulting		#NAME?	#NAME?	-	#NAME?
TOTAL CONTRACTED SERVICES		#NAME?	#NAME?	-	#NAME?

Total Revenue	#NAME?	#NAME?	#NAME?	#NAME?	#NAME?
Total Expenses	#NAME?	#NAME?	#NAME?	#NAME?	#NAME?
Net Income	#NAME?	#NAME?	#NAME?	#NAME?	#NAME?
Actual Student Enrollment	#NAME?	-	-	#NAME?	-
*NOTE: Enrollment, Revenue and Expenditure Data IN the 'Total and Variance Analysis' Section is Based on LAST ACTUAL Quarter Completed		Quarter - 1/1 - 3/31		4th Quarter - 4/1 - 6/30	
		Current Budget	Variance	Actual	Current Budget Variance
<b>SCHOOL OPERATIONS</b>					
Board Expenses	#NAME?	#NAME?	-	#NAME?	#NAME?
Classroom / Teaching Supplies & Materials	#NAME?	#NAME?	-	#NAME?	#NAME?
Special Ed Supplies & Materials	#NAME?	#NAME?	-	#NAME?	#NAME?
Textbooks / Workbooks	#NAME?	#NAME?	-	#NAME?	#NAME?
Supplies & Materials other	#NAME?	#NAME?	-	#NAME?	#NAME?
Equipment / Furniture	#NAME?	#NAME?	-	#NAME?	#NAME?
Telephone	#NAME?	#NAME?	-	#NAME?	#NAME?
Technology	#NAME?	#NAME?	-	#NAME?	#NAME?
Student Testing & Assessment	#NAME?	#NAME?	-	#NAME?	#NAME?
Field Trips	#NAME?	#NAME?	-	#NAME?	#NAME?
Transportation (student)	#NAME?	#NAME?	-	#NAME?	#NAME?
Student Services - other	#NAME?	#NAME?	-	#NAME?	#NAME?
Office Expense	#NAME?	#NAME?	-	#NAME?	#NAME?
Staff Development	#NAME?	#NAME?	-	#NAME?	#NAME?
Staff Recruitment	#NAME?	#NAME?	-	#NAME?	#NAME?
Student Recruitment / Marketing	#NAME?	#NAME?	-	#NAME?	#NAME?
School Meals / Lunch	#NAME?	#NAME?	-	#NAME?	#NAME?
Travel (Staff)	#NAME?	#NAME?	-	#NAME?	#NAME?
Fundraising	#NAME?	#NAME?	-	#NAME?	#NAME?
Other	#NAME?	#NAME?	-	#NAME?	#NAME?
TOTAL SCHOOL OPERATIONS	#NAME?	#NAME?	-	#NAME?	#NAME?
<b>FACILITY OPERATION &amp; MAINTENANCE</b>					
Insurance	#NAME?	#NAME?	-	#NAME?	#NAME?
Janitorial	#NAME?	#NAME?	-	#NAME?	#NAME?
Building and Land Rent / Lease / Facility Finance Interest	#NAME?	#NAME?	-	#NAME?	#NAME?
Repairs & Maintenance	#NAME?	#NAME?	-	#NAME?	#NAME?
Equipment / Furniture	#NAME?	#NAME?	-	#NAME?	#NAME?
Security	#NAME?	#NAME?	-	#NAME?	#NAME?
Utilities	#NAME?	#NAME?	-	#NAME?	#NAME?
TOTAL FACILITY OPERATION & MAINTENANCE	#NAME?	#NAME?	-	#NAME?	#NAME?
<b>DEPRECIATION &amp; AMORTIZATION</b>					
	#NAME?	#NAME?	-	#NAME?	#NAME?
<b>RESERVES / CONTINGENCY</b>					
	#NAME?	#NAME?	-	#NAME?	#NAME?
<b>TOTAL EXPENSES</b>	#NAME?	#NAME?	-	#NAME?	#NAME?
<b>NET INCOME</b>	#NAME?	#NAME?	#NAME?	#NAME?	#NAME?

Total Revenue	#NAME?	#NAME?	#NAME?	#NAME?	#NAME?
Total Expenses	#NAME?	#NAME?	#NAME?	#NAME?	#NAME?
Net Income	#NAME?	#NAME?	#NAME?	#NAME?	#NAME?
Actual Student Enrollment	#NAME?	-	-	#NAME?	-
*NOTE: Enrollment, Revenue and Expenditure Data IN the 'Total and Variance Analysis' Section is Based on LAST ACTUAL Quarter Completed		Quarter - 1/1 - 3/31		4th Quarter - 4/1 - 6/30	
		Current Budget	Variance	Actual	Current Budget Variance
ENROLLMENT - *School Districts Are Linked To Above Entries*					
NYC CHANCELLOR'S OFFICE		#NAME?	-	-	#NAME? -
-		#NAME?	-	-	#NAME? -
-		#NAME?	-	-	#NAME? -
-		#NAME?	-	-	#NAME? -
-		#NAME?	-	-	#NAME? -
-		#NAME?	-	-	#NAME? -
-		#NAME?	-	-	#NAME? -
-		#NAME?	-	-	#NAME? -
-		#NAME?	-	-	#NAME? -
-		#NAME?	-	-	#NAME? -
-		#NAME?	-	-	#NAME? -
-		#NAME?	-	-	#NAME? -
-		#NAME?	-	-	#NAME? -
-		#NAME?	-	-	#NAME? -
ALL OTHER School Districts: ( Count = 0 )		#NAME?	-	-	#NAME? -
TOTAL ENROLLMENT		#NAME?	-	-	#NAME? -
REVENUE PER PUPIL		#NAME?	#NAME?	-	#NAME? #NAME?
EXPENSES PER PUPIL		#NAME?	#NAME?	-	#NAME? #NAME?

ACHIEVEMENT FIRST APOLLON Budget / Operating Plan 2015-16							
Total Revenue	#NAME?	#NAME?	#NAME?	#NAME?	#NAME?	#NAME?	#NAME?
Total Expenses	#NAME?	#NAME?	#NAME?	#NAME?	#NAME?	#NAME?	#NAME?
Net Income	#NAME?	#NAME?	#NAME?	#NAME?	#NAME?	#NAME?	#NAME?
Actual Student Enrollment	-	-	-	-	-	-	-
*NOTE: Enrollment, Revenue and Expenditure Data IN the 'Total and Variance Analysis' Section is Based on LAST ACTUAL Quarter Completed				TOTALS AND VARIANCE ANALYSIS			
				Actual	Current Budget (Current Quarter)	Actual vs. Current Budget	Original Budget (Current Quarter)
REVENUE				Actual	Current Budget (Current Quarter)	Actual vs. Current Budget	Original Budget (Current Quarter)
REVENUES FROM STATE SOURCES				Actual	Current Budget (Current Quarter)	Actual vs. Current Budget	Original Budget (Current Quarter)
Per Pupil Revenue	CY Per Pupil Rate						
NYC CHANCELLOR'S OFFICE	#NAME?						
-	#N/A						
-	#N/A						
-	#N/A						
-	#N/A						
-	#N/A						
-	#N/A						
-	#N/A						
-	#N/A						
-	#N/A						
-	#N/A						
-	#N/A						
-	#N/A						
-	#N/A						
-	#N/A						
-	#N/A						
-	#N/A						
ALL OTHER School Districts: ( Count = 0 )	#N/A						
TOTAL Per Pupil Revenue (Weighted Average Per Pupil Funding)	#NAME?						
Special Education Revenue							
Grants							
Stimulus							
DYCD (Department of Youth and Community Development)							
Other							
Other							
TOTAL REVENUE FROM STATE SOURCES							
REVENUE FROM FEDERAL FUNDING							
IDEA Special Needs							
Title I							
Title Funding - Other							
School Food Service (Free Lunch)							
Grants							
Charter School Program (CSP) Planning & Implementation							
Other							
Other							
TOTAL REVENUE FROM FEDERAL SOURCES							
LOCAL and OTHER REVENUE							
Contributions and Donations							
Fundraising							
Erate Reimbursement							
Earnings on Investments							
Interest Income							
Food Service (Income from meals)							
Text Book							
OTHER							
TOTAL REVENUE FROM LOCAL and OTHER SOURCES							
TOTAL REVENUE							

ACHIEVEMENT FIRST APOLLONIA Budget / Operating Plan 2015-16							
Total Revenue	#NAME?	#NAME?	#NAME?	#NAME?	#NAME?	#NAME?	#NAME?
Total Expenses	#NAME?	#NAME?	#NAME?	#NAME?	#NAME?	#NAME?	#NAME?
Net Income	#NAME?	#NAME?	#NAME?	#NAME?	#NAME?	#NAME?	#NAME?
Actual Student Enrollment	-	-	-			-	-
*NOTE: Enrollment, Revenue and Expenditure Data IN the 'Total and Variance Analysis' Section is Based on LAST ACTUAL Quarter Completed		TOTALS AND VARIANCE ANALYSIS					
		Actual vs.		Actual vs.		Actual vs.	
		Current Budget (Current Quarter)	Current Budget	Current Budget - TY	Current Budget TY	Original Budget (Current Quarter)	Actual vs. Original Budget
		Actual					
EXPENSES							
ADMINISTRATIVE STAFF PERSONNEL COSTS		Quarter 0 No. of Positions					
Executive Management	#NAME?	#NAME?	#NAME?	#NAME?	#NAME?	#NAME?	#NAME?
Instructional Management	#NAME?	#NAME?	#NAME?	#NAME?	#NAME?	#NAME?	#NAME?
Deans, Directors & Coordinators	#NAME?	#NAME?	#NAME?	#NAME?	#NAME?	#NAME?	#NAME?
CFO / Director of Finance	#NAME?	#NAME?	#NAME?	#NAME?	#NAME?	#NAME?	#NAME?
Operation / Business Manager	#NAME?	#NAME?	#NAME?	#NAME?	#NAME?	#NAME?	#NAME?
Administrative Staff	#NAME?	#NAME?	#NAME?	#NAME?	#NAME?	#NAME?	#NAME?
TOTAL ADMINISTRATIVE STAFF	#NAME?	#NAME?	#NAME?	#NAME?	#NAME?	#NAME?	#NAME?
INSTRUCTIONAL PERSONNEL COSTS							
Teachers - Regular	#NAME?	#NAME?	#NAME?	#NAME?	#NAME?	#NAME?	#NAME?
Teachers - SPED	#NAME?	#NAME?	#NAME?	#NAME?	#NAME?	#NAME?	#NAME?
Substitute Teachers	#NAME?	#NAME?	#NAME?	#NAME?	#NAME?	#NAME?	#NAME?
Teaching Assistants	#NAME?	#NAME?	#NAME?	#NAME?	#NAME?	#NAME?	#NAME?
Specialty Teachers	#NAME?	#NAME?	#NAME?	#NAME?	#NAME?	#NAME?	#NAME?
Aides	#NAME?	#NAME?	#NAME?	#NAME?	#NAME?	#NAME?	#NAME?
Therapists & Counselors	#NAME?	#NAME?	#NAME?	#NAME?	#NAME?	#NAME?	#NAME?
Other	#NAME?	#NAME?	#NAME?	#NAME?	#NAME?	#NAME?	#NAME?
TOTAL INSTRUCTIONAL	#NAME?	#NAME?	#NAME?	#NAME?	#NAME?	#NAME?	#NAME?
NON-INSTRUCTIONAL PERSONNEL COSTS							
Nurse	#NAME?	#NAME?	#NAME?	#NAME?	#NAME?	#NAME?	#NAME?
Librarian	#NAME?	#NAME?	#NAME?	#NAME?	#NAME?	#NAME?	#NAME?
Custodian	#NAME?	#NAME?	#NAME?	#NAME?	#NAME?	#NAME?	#NAME?
Security	#NAME?	#NAME?	#NAME?	#NAME?	#NAME?	#NAME?	#NAME?
Other	#NAME?	#NAME?	#NAME?	#NAME?	#NAME?	#NAME?	#NAME?
TOTAL NON-INSTRUCTIONAL	#NAME?	#NAME?	#NAME?	#NAME?	#NAME?	#NAME?	#NAME?
SUBTOTAL PERSONNEL SERVICE COSTS		#NAME?	#NAME?	#NAME?	#NAME?	#NAME?	#NAME?
PAYROLL TAXES AND BENEFITS							
Payroll Taxes		#NAME?	#NAME?	#NAME?	#NAME?	#NAME?	#NAME?
Fringe / Employee Benefits		#NAME?	#NAME?	#NAME?	#NAME?	#NAME?	#NAME?
Retirement / Pension		#NAME?	#NAME?	#NAME?	#NAME?	#NAME?	#NAME?
TOTAL PAYROLL TAXES AND BENEFITS		#NAME?	#NAME?	#NAME?	#NAME?	#NAME?	#NAME?
TOTAL PERSONNEL SERVICE COSTS		#NAME?	#NAME?	#NAME?	#NAME?	#NAME?	#NAME?
CONTRACTED SERVICES							
Accounting / Audit		#NAME?	#NAME?	#NAME?	#NAME?	#NAME?	#NAME?
Legal		#NAME?	#NAME?	#NAME?	#NAME?	#NAME?	#NAME?
Management Company Fee		#NAME?	#NAME?	#NAME?	#NAME?	#NAME?	#NAME?
Nurse Services		#NAME?	#NAME?	#NAME?	#NAME?	#NAME?	#NAME?
Food Service / School Lunch		#NAME?	#NAME?	#NAME?	#NAME?	#NAME?	#NAME?
Payroll Services		#NAME?	#NAME?	#NAME?	#NAME?	#NAME?	#NAME?
Special Ed Services		#NAME?	#NAME?	#NAME?	#NAME?	#NAME?	#NAME?
Titlement Services (i.e. Title I)		#NAME?	#NAME?	#NAME?	#NAME?	#NAME?	#NAME?
Other Purchased / Professional / Consulting		#NAME?	#NAME?	#NAME?	#NAME?	#NAME?	#NAME?
TOTAL CONTRACTED SERVICES		#NAME?	#NAME?	#NAME?	#NAME?	#NAME?	#NAME?

## 2015-16

	<b>TOTALS AND VARIANCE ANALYSIS</b>					
*NOTE: Enrollment, Revenue and Expenditure Data IN the 'Total and Variance Analysis' Section is Based on LAST ACTUAL Quarter Completed	<b>Actual</b>	<b>Current Budget (Current Quarter)</b>	<b>vs.</b>	<b>Actual vs. Current Budget TY</b>	<b>Original Budget (Current Quarter)</b>	<b>Actual vs. Original Budget</b>

## TOTAL SCHOOL OPERATIONS

## TOTAL FACILITY OPERATION &amp; MAINTENANCE

## RESERVES / CONTINGENCY

## NET INCOME

[illegible]

**ACHIEVEMENT FIRST APOLLON**  
**Budget / Operating Plan**  
**2015-16**

Total Revenue	#NAME?	#NAME?	#NAME?	#NAME?	#NAME?	#NAME?	#NAME?
Total Expenses	#NAME?	#NAME?	#NAME?	#NAME?	#NAME?	#NAME?	#NAME?
Net Income	#NAME?	#NAME?	#NAME?	#NAME?	#NAME?	#NAME?	#NAME?
Actual Student Enrollment	-	-	-	-	-	-	-
<div> <div>*NOTE: Enrollment, Revenue and Expenditure Data IN the 'Total and Variance Analysis' Section is Based on LAST ACTUAL Quarter Completed</div> </div>				TOTALS AND VARIANCE ANALYSIS			
	Actual	Current Budget (Current Quarter)	Actual vs. Current Budget	Current Budget - TY	Actual vs. Current Budget TY	Original Budget (Current Quarter)	Actual vs. Original Budget
ENROLLMENT - *School Districts Are Linked To Above Entries*	* Enrollment Data Based on Last Actual Quarter Completed						
NYC CHANCELLOR'S OFFICE	-	-	-			-	-
-	-	-	-			-	-
-	-	-	-			-	-
-	-	-	-			-	-
-	-	-	-			-	-
-	-	-	-			-	-
-	-	-	-			-	-
-	-	-	-			-	-
-	-	-	-			-	-
-	-	-	-			-	-
-	-	-	-			-	-
-	-	-	-			-	-
-	-	-	-			-	-
-	-	-	-			-	-
-	-	-	-			-	-
-	-	-	-			-	-
ALL OTHER School Districts: ( Count = 0 )	-	-	-			-	-
TOTAL ENROLLMENT	-	-	-			-	-
REVENUE PER PUPIL	-	-	-			-	-
EXPENSES PER PUPIL	-	-	-			-	-





0				
Total Revenue	#NAME?	#NAME?	#NAME?	#NAME?
Total Expenses	10,964,131	#NAME?	#NAME?	#NAME?
Net Income	#NAME?	#NAME?	#NAME?	#NAME?
Actual Student Enrollment			-	
*NOTE: Enrollment, Revenue and Expenditure Data IN the 'Total and Variance Analysis' Section is Based on LAST ACTUAL Quarter Completed		5	PY Actual (PY TY / No. of COMPLETED Actual CY Quarters	
		Original Budget - TY	Actual vs. Original Budget TY	Actual CY vs. Actual PY
<b>EXPENSES</b>				
<b>ADMINISTRATIVE STAFF PERSONNEL COSTS</b>		Quarter 0 No. of Positions		
Executive Management	#NAME?		-	#NAME?
Instructional Management	#NAME?		965,292	#NAME?
Deans, Directors & Coordinators	#NAME?		-	#NAME?
CFO / Director of Finance	#NAME?		-	#NAME?
Operation / Business Manager	#NAME?		-	#NAME?
Administrative Staff	#NAME?		458,616	#NAME?
TOTAL ADMINISTRATIVE STAFF	#NAME?		1,423,908	#NAME?
<b>INSTRUCTIONAL PERSONNEL COSTS</b>				
Teachers - Regular	#NAME?		3,964,920	#NAME?
Teachers - SPED	#NAME?		-	#NAME?
Substitute Teachers	#NAME?		-	#NAME?
Teaching Assistants	#NAME?		421,365	#NAME?
Specialty Teachers	#NAME?		-	#NAME?
Aides	#NAME?		-	#NAME?
Therapists & Counselors	#NAME?		217,068	#NAME?
Other	#NAME?		254,231	#NAME?
TOTAL INSTRUCTIONAL	#NAME?		4,857,584	#NAME?
<b>NON-INSTRUCTIONAL PERSONNEL COSTS</b>				
Nurse	#NAME?		-	#NAME?
Librarian	#NAME?		-	#NAME?
Custodian	#NAME?		-	#NAME?
Security	#NAME?		-	#NAME?
Other	#NAME?		-	#NAME?
TOTAL NON-INSTRUCTIONAL	#NAME?		-	#NAME?
<b>SUBTOTAL PERSONNEL SERVICE COSTS</b>			6,281,492	#NAME?
<b>PAYROLL TAXES AND BENEFITS</b>				
Payroll Taxes			520,383	#NAME?
Fringe / Employee Benefits			579,042	#NAME?
Retirement / Pension			103,750	#NAME?
TOTAL PAYROLL TAXES AND BENEFITS			1,203,175	#NAME?
<b>TOTAL PERSONNEL SERVICE COSTS</b>		#NAME?	7,484,667	#NAME?
<b>CONTRACTED SERVICES</b>				
Accounting / Audit			28,400	#NAME?
Legal			10,000	#NAME?
Management Company Fee			1,195,123	#NAME?
Nurse Services			-	#NAME?
Food Service / School Lunch			-	#NAME?
Payroll Services			18,600	#NAME?
Special Ed Services			32,000	#NAME?
Titlement Services (i.e. Title I)			-	#NAME?
Other Purchased / Professional / Consulting			51,350	#NAME?
TOTAL CONTRACTED SERVICES			1,335,473	#NAME?

0				
Total Revenue	#NAME?	#NAME?	#NAME?	#NAME?
Total Expenses	10,964,131	#NAME?	#NAME?	#NAME?
Net Income	#NAME?	#NAME?	#NAME?	#NAME?
Actual Student Enrollment			-	
*NOTE: Enrollment, Revenue and Expenditure Data IN the 'Total and Variance Analysis' Section is Based on LAST ACTUAL Quarter Completed		5		
		Actual vs. Original Budget - TY	PY Actual (PY TY / No. of COMPLETED Actual CY Quarters	Actual CY vs. Actual PY
<b>SCHOOL OPERATIONS</b>				
Board Expenses	-	#NAME?	#NAME?	#NAME?
Classroom / Teaching Supplies & Materials	93,220	#NAME?	#NAME?	#NAME?
Special Ed Supplies & Materials	-	#NAME?	#NAME?	#NAME?
Textbooks / Workbooks	148,682	#NAME?	#NAME?	#NAME?
Supplies & Materials other	140,263	#NAME?	#NAME?	#NAME?
Equipment / Furniture	188,580	#NAME?	#NAME?	#NAME?
Telephone	19,450	#NAME?	#NAME?	#NAME?
Technology	421,924	#NAME?	#NAME?	#NAME?
Student Testing & Assessment	46,355	#NAME?	#NAME?	#NAME?
Field Trips	51,960	#NAME?	#NAME?	#NAME?
Transportation (student)	16,000	#NAME?	#NAME?	#NAME?
Student Services - other	61,180	#NAME?	#NAME?	#NAME?
Office Expense	167,196	#NAME?	#NAME?	#NAME?
Staff Development	181,340	#NAME?	#NAME?	#NAME?
Staff Recruitment	54,650	#NAME?	#NAME?	#NAME?
Student Recruitment / Marketing	2,000	#NAME?	#NAME?	#NAME?
School Meals / Lunch	96,452	#NAME?	#NAME?	#NAME?
Travel (Staff)	2,480	#NAME?	#NAME?	#NAME?
Fundraising	-	#NAME?	#NAME?	#NAME?
Other	139,640	#NAME?	#NAME?	#NAME?
TOTAL SCHOOL OPERATIONS	1,831,372	#NAME?	#NAME?	#NAME?
<b>FACILITY OPERATION &amp; MAINTENANCE</b>				
Insurance	32,000	#NAME?	#NAME?	#NAME?
Janitorial	-	#NAME?	#NAME?	#NAME?
Building and Land Rent / Lease / Facility Finance Interest	40,000	#NAME?	#NAME?	#NAME?
Repairs & Maintenance	159,000	#NAME?	#NAME?	#NAME?
Equipment / Furniture	-	#NAME?	#NAME?	#NAME?
Security	-	#NAME?	#NAME?	#NAME?
Utilities	-	#NAME?	#NAME?	#NAME?
TOTAL FACILITY OPERATION & MAINTENANCE	231,000	#NAME?	#NAME?	#NAME?
<b>DEPRECIATION &amp; AMORTIZATION</b>				
	-	#NAME?	#NAME?	#NAME?
<b>RESERVES / CONTINGENCY</b>				
	81,619	#NAME?	#NAME?	#NAME?
<b>TOTAL EXPENSES</b>	<b>10,964,131</b>	<b>#NAME?</b>	<b>#NAME?</b>	<b>#NAME?</b>
<b>NET INCOME</b>	<b>#NAME?</b>	<b>#NAME?</b>	<b>#NAME?</b>	<b>#NAME?</b>

Total Revenue	#NAME?	#NAME?	#NAME?	#NAME?	
Total Expenses	10,964,131	#NAME?	#NAME?	#NAME?	
Net Income	#NAME?	#NAME?	#NAME?	#NAME?	
Actual Student Enrollment			-		
*NOTE: Enrollment, Revenue and Expenditure Data IN the 'Total and Variance Analysis' Section is Based on LAST ACTUAL Quarter Completed		5	Actual vs. Original Budget - TY	PY Actual (PY TY / No. of COMPLETED Actual CY Quarters)	Actual CY vs. Actual PY
ENROLLMENT - *School Districts Are Linked To Above Entries*					
NYC CHANCELLOR'S OFFICE				-	-
-				-	-
-				-	-
-				-	-
-				-	-
-				-	-
-				-	-
-				-	-
-				-	-
-				-	-
-				-	-
-				-	-
ALL OTHER School Districts: ( Count = 0 )				-	-
<b>TOTAL ENROLLMENT</b>				-	-
<b>REVENUE PER PUPIL</b>				-	-
<b>EXPENSES PER PUPIL</b>				-	-



**Charter Schools Institute**  
The State University of New York

**Annual Report Requirement**  
*for SUNY Authorized Charter Schools*  
**ACHIEVEMENT FIRST APOLLO**  
**2015-16**

Administrative  
expenditures per pupil:

\$0.00

Per NYS Statute

Administrative expenditures per pupil: the sum of all general administration salaries and other general administration expenditures divided by the total number of enrolled students. Employee benefit costs or expenditures should not be reported here.

**\*NOTE: THIS TAB ONLY NEEDS TO BE COMPLETED FOR Q4**

# Required Form: 2014-15 Appendix E - Trustee Disclosure of Financial Interest Form

Created Monday, October 12, 2015

<https://nysed.fluidsurveys.com/account/surveys/537586/responses/export/?collector=109126/s/Regents-Appendix-E-BOT-Form/60>

## Page 1

Please open the link to this form using **Google Chrome** as your browser. Doing so will allow you to input your signature on page 2 of the form. Thank you.

### 1. TRUSTEE NAME

	First Name	Last Name
Trustee Name	Jonathan	Atkeson

### 2. \*Your Home Address:

2. *Your Home Address:   Street Address	
2. *Your Home Address:   City/State	
2. *Your Home Address:   Zip	

### 3. \*Your Business Address

3. *Your Business Address   Street Address	
3. *Your Business Address   City/State	
3. *Your Business Address   Zip	

### 4. \*Daytime Phone Number:

### 5. \*E-mail Address:

6. I am a Trustee of a parent education corporation listed below which governs one or more charter schools.

*Achievement First Brooklyn Charter Schools (Ed Corp)*

Achievement First Apollo Charter School

Achievement First Aspire Charter School

Achievement First Brownsville Charter School

Achievement First Bushwick Charter School

Achievement First Charter School 10

Achievement First Charter School 11

Achievement First Charter School 12

Achievement First Linden Charter School

Achievement First North Brooklyn Preparatory Charter School

8. Select all positions you have held on the Board:

(check all that apply)

---

• Chair/President

---

• Treasurer

9. Are you a trustee and also an employee of the school?

No

10. Are you a trustee and an employee or agent of the management company or institutional partner of the charter school?

No

11. Have you or any of your immediate family members or any persons who live with you in your house had an interest in or engaged in a transaction with the charter school during the time you have served on the board, and in the six-month period prior to such service?

No

12. Are you a member, director, officer or employee of an organization formally partnered with a school that is doing business with the charter school and in which such entity, during your tenure as a trustee, you and/or your immediate family member or person living in your house had a financial interest or relationship?

No

Signature of Trustee

J A

**Thank you.**



# Required Form: 2014-15 Appendix E - Trustee Disclosure of Financial Interest Form

Created Tuesday, October 13, 2015

<https://nysed.fluidsurveys.com/account/surveys/537586/responses/export/?collector=109126/s/Regents-Appendix-E-BOT-Form/29>

## Page 1

Please open the link to this form using **Google Chrome** as your browser. Doing so will allow you to input your signature on page 2 of the form. Thank you.

### 1. TRUSTEE NAME

	First Name	Last Name
Trustee Name	Justin	Cohen

### 2. \*Your Home Address:

2. *Your Home Address:   Street Address	
2. *Your Home Address:   City/State	
2. *Your Home Address:   Zip	

### 3. \*Your Business Address

3. *Your Business Address   Street Address	
3. *Your Business Address   City/State	
3. *Your Business Address   Zip	

### 4. \*Daytime Phone Number:

### 5. \*E-mail Address:

6. I am a Trustee of a parent education corporation listed below which governs one or more charter schools.

*Achievement First Brooklyn Charter Schools (Ed Corp)*

Achievement First Apollo Charter School

Achievement First Aspire Charter School

Achievement First Brownsville Charter School

Achievement First Bushwick Charter School

Achievement First Charter School 10

Achievement First Charter School 11

Achievement First Charter School 12

Achievement First Linden Charter School

Achievement First North Brooklyn Preparatory Charter School

8. Select all positions you have held on the Board:

(check all that apply)

*(No response)*

9. Are you a trustee and also an employee of the school?

*No*

10. Are you a trustee and an employee or agent of the management company or institutional partner of the charter school?

No

11. Have you or any of your immediate family members or any persons who live with you in your house had an interest in or engaged in a transaction with the charter school during the time you have served on the board, and in the six-month period prior to such service?

No

12. Are you a member, director, officer or employee of an organization formally partnered with a school that is doing business with the charter school and in which such entity, during your tenure as a trustee, you and/or your immediate family member or person living in your house had a financial interest or relationship?

No

Signature of Trustee

J. C.

**Thank you.**

# Required Form: 2014-15 Appendix E - Trustee Disclosure of Financial Interest Form

Created Monday, October 26, 2015

<https://nysed.fluidsurveys.com/account/surveys/537586/responses/export/?collector=109126/s/Regents-Appendix-E-BOT-Form/91>

## Page 1

Please open the link to this form using **Google Chrome** as your browser. Doing so will allow you to input your signature on page 2 of the form. Thank you.

### 1. TRUSTEE NAME

	First Name	Last Name
Trustee Name	Lee	Gause

### 2. \*Your Home Address:

2. *Your Home Address:   Street Address	
2. *Your Home Address:   City/State	
2. *Your Home Address:   Zip	

### 3. \*Your Business Address

3. *Your Business Address   Street Address	
3. *Your Business Address   City/State	
3. *Your Business Address   Zip	

### 4. \*Daytime Phone Number:

### 5. \*E-mail Address:

6. I am a Trustee of a parent education corporation listed below which governs one or more charter schools.

*Achievement First Brooklyn Charter Schools (Ed Corp)*

Achievement First Apollo Charter School

Achievement First Aspire Charter School

Achievement First Brownsville Charter School

Achievement First Bushwick Charter School

Achievement First Charter School 10

Achievement First Charter School 11

Achievement First Charter School 12

Achievement First Linden Charter School

Achievement First North Brooklyn Preparatory Charter School

8. Select all positions you have held on the Board:

(check all that apply)

*(No response)*

9. Are you a trustee and also an employee of the school?

*No*

10. Are you a trustee and an employee or agent of the management company or institutional partner of the charter school?

No


11. Have you or any of your immediate family members or any persons who live with you in your house had an interest in or engaged in a transaction with the charter school during the time you have served on the board, and in the six-month period prior to such service?

No

12. Are you a member, director, officer or employee of an organization formally partnered with a school that is doing business with the charter school and in which such entity, during your tenure as a trustee, you and/or your immediate family member or person living in your house had a financial interest or relationship?

No

Signature of Trustee

A handwritten signature consisting of the letters 'L' and 'G' in a stylized, cursive-like font. The 'L' is formed by a single vertical stroke with a short horizontal base. The 'G' is formed by a single continuous stroke that curves around to form a loop.

**Thank you.**

# Required Form: 2014-15 Appendix E - Trustee Disclosure of Financial Interest Form

Created Monday, October 19, 2015

<https://nysed.fluidsurveys.com/account/surveys/537586/responses/export/?collector=109126/s/Regents-Appendix-E-BOT-Form/89>

## Page 1

Please open the link to this form using **Google Chrome** as your browser. Doing so will allow you to input your signature on page 2 of the form. Thank you.

### 1. TRUSTEE NAME

	First Name	Last Name
Trustee Name	Lee	Gelernt

### 2. \*Your Home Address:

2. *Your Home Address:   Street Address	
2. *Your Home Address:   City/State	
2. *Your Home Address:   Zip	

### 3. \*Your Business Address

3. *Your Business Address   Street Address	
3. *Your Business Address   City/State	
3. *Your Business Address   Zip	

### 4. \*Daytime Phone Number:

--

### 5. \*E-mail Address:

--

6. I am a Trustee of a parent education corporation listed below which governs one or more charter schools.

*Achievement First Brooklyn Charter Schools (Ed Corp)*

Achievement First Apollo Charter School

Achievement First Aspire Charter School

Achievement First Brownsville Charter School

Achievement First Bushwick Charter School

Achievement First Charter School 10

Achievement First Charter School 11

Achievement First Charter School 12

Achievement First Linden Charter School

Achievement First North Brooklyn Preparatory Charter School

8. Select all positions you have held on the Board:

(check all that apply)

*(No response)*

9. Are you a trustee and also an employee of the school?

*No*



10. Are you a trustee and an employee or agent of the management company or institutional partner of the charter school?

No

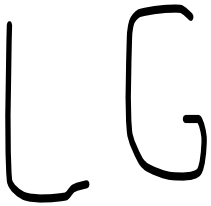
11. Have you or any of your immediate family members or any persons who live with you in your house had an interest in or engaged in a transaction with the charter school during the time you have served on the board, and in the six-month period prior to such service?

No

12. Are you a member, director, officer or employee of an organization formally partnered with a school that is doing business with the charter school and in which such entity, during your tenure as a trustee, you and/or your immediate family member or person living in your house had a financial interest or relationship?

No

Signature of Trustee

A handwritten signature consisting of the letters 'L' and 'G' in a stylized, cursive-like font.

**Thank you.**

# Required Form: 2014-15 Appendix E - Trustee Disclosure of Financial Interest Form

Created Monday, October 12, 2015

<https://nysed.fluidsurveys.com/account/surveys/537586/responses/export/?collector=109126/s/Regents-Appendix-E-BOT-Form/30>

## Page 1

Please open the link to this form using **Google Chrome** as your browser. Doing so will allow you to input your signature on page 2 of the form. Thank you.

### 1. TRUSTEE NAME

	First Name	Last Name
Trustee Name	L. Priscilla	Hall

### 2. \*Your Home Address:

2. *Your Home Address:   Street Address	
2. *Your Home Address:   City/State	
2. *Your Home Address:   Zip	

### 3. \*Your Business Address

3. *Your Business Address   Street Address	
3. *Your Business Address   City/State	
3. *Your Business Address   Zip	

### 4. \*Daytime Phone Number:

### 5. \*E-mail Address:

6. I am a Trustee of a parent education corporation listed below which governs one or more charter schools.

*Achievement First Brooklyn Charter Schools (Ed Corp)*

Achievement First Apollo Charter School

Achievement First Aspire Charter School

Achievement First Brownsville Charter School

Achievement First Bushwick Charter School

Achievement First Charter School 10

Achievement First Charter School 11

Achievement First Charter School 12

Achievement First Linden Charter School

Achievement First North Brooklyn Preparatory Charter School

8. Select all positions you have held on the Board:

(check all that apply)

*(No response)*

9. Are you a trustee and also an employee of the school?

*No*

10. Are you a trustee and an employee or agent of the management company or institutional partner of the charter school?

No

11. Have you or any of your immediate family members or any persons who live with you in your house had an interest in or engaged in a transaction with the charter school during the time you have served on the board, and in the six-month period prior to such service?

No

12. Are you a member, director, officer or employee of an organization formally partnered with a school that is doing business with the charter school and in which such entity, during your tenure as a trustee, you and/or your immediate family member or person living in your house had a financial interest or relationship?

No

Signature of Trustee

P. H.

**Thank you.**

# Required Form: 2014-15 Appendix E - Trustee Disclosure of Financial Interest Form

Created Tuesday, October 13, 2015

<https://nysed.fluidsurveys.com/account/surveys/537586/responses/export/?collector=109126/s/Regents-Appendix-E-BOT-Form/52>

## Page 1

Please open the link to this form using **Google Chrome** as your browser. Doing so will allow you to input your signature on page 2 of the form. Thank you.

### 1. TRUSTEE NAME

	First Name	Last Name
Trustee Name	Andrew	Hubbard

### 2. \*Your Home Address:

2. *Your Home Address:   Street Address	
2. *Your Home Address:   City/State	
2. *Your Home Address:   Zip	

### 3. \*Your Business Address

3. *Your Business Address   Street Address	
3. *Your Business Address   City/State	
3. *Your Business Address   Zip	

### 4. \*Daytime Phone Number:

### 5. \*E-mail Address:

6. I am a Trustee of a parent education corporation listed below which governs one or more charter schools.

*Achievement First Brooklyn Charter Schools (Ed Corp)*

Achievement First Apollo Charter School

Achievement First Aspire Charter School

Achievement First Brownsville Charter School

Achievement First Bushwick Charter School

Achievement First Charter School 10

Achievement First Charter School 11

Achievement First Charter School 12

Achievement First Linden Charter School

Achievement First North Brooklyn Preparatory Charter School

8. Select all positions you have held on the Board:

(check all that apply)

*(No response)*

9. Are you a trustee and also an employee of the school?

*No*

10. Are you a trustee and an employee or agent of the management company or institutional partner of the charter school?

No

11. Have you or any of your immediate family members or any persons who live with you in your house had an interest in or engaged in a transaction with the charter school during the time you have served on the board, and in the six-month period prior to such service?

No

12. Are you a member, director, officer or employee of an organization formally partnered with a school that is doing business with the charter school and in which such entity, during your tenure as a trustee, you and/or your immediate family member or person living in your house had a financial interest or relationship?

No

Signature of Trustee

A. H.

**Thank you.**

# Required Form: 2014-15 Appendix E - Trustee Disclosure of Financial Interest Form

Created Tuesday, October 13, 2015

<https://nysed.fluidsurveys.com/account/surveys/537586/responses/export/?collector=109126/s/Regents-Appendix-E-BOT-Form/7d>

## Page 1

Please open the link to this form using **Google Chrome** as your browser. Doing so will allow you to input your signature on page 2 of the form. Thank you.

### 1. TRUSTEE NAME

	First Name	Last Name
Trustee Name	Judith	Jenkins

### 2. \*Your Home Address:

2. *Your Home Address:   Street Address	
2. *Your Home Address:   City/State	
2. *Your Home Address:   Zip	

### 3. \*Your Business Address

3. *Your Business Address   Street Address	
3. *Your Business Address   City/State	
3. *Your Business Address   Zip	

### 4. \*Daytime Phone Number:

### 5. \*E-mail Address:

6. I am a Trustee of a parent education corporation listed below which governs one or more charter schools.

*Achievement First Brooklyn Charter Schools (Ed Corp)*

Achievement First Apollo Charter School

Achievement First Aspire Charter School

Achievement First Brownsville Charter School

Achievement First Bushwick Charter School



Achievement First Charter School 10

Achievement First Charter School 11

Achievement First Charter School 12

Achievement First Linden Charter School

Achievement First North Brooklyn Preparatory Charter School

8. Select all positions you have held on the Board:

(check all that apply)

*(No response)*

9. Are you a trustee and also an employee of the school?

*No*

10. Are you a trustee and an employee or agent of the management company or institutional partner of the charter school?

No


11. Have you or any of your immediate family members or any persons who live with you in your house had an interest in or engaged in a transaction with the charter school during the time you have served on the board, and in the six-month period prior to such service?

No

12. Are you a member, director, officer or employee of an organization formally partnered with a school that is doing business with the charter school and in which such entity, during your tenure as a trustee, you and/or your immediate family member or person living in your house had a financial interest or relationship?

No

Signature of Trustee

A handwritten signature consisting of two stylized capital 'J's separated by a period, written in black ink.

**Thank you.**

# Required Form: 2014-15 Appendix E - Trustee Disclosure of Financial Interest Form

Created Monday, October 12, 2015

<https://nysed.fluidsurveys.com/account/surveys/537586/responses/export/?collector=109126/s/Regents-Appendix-E-BOT-Form/57>

## Page 1

Please open the link to this form using **Google Chrome** as your browser. Doing so will allow you to input your signature on page 2 of the form. Thank you.

### 1. TRUSTEE NAME

	First Name	Last Name
Trustee Name	Natasha	Lewis

### 2. \*Your Home Address:

2. *Your Home Address:   Street Address	
2. *Your Home Address:   City/State	
2. *Your Home Address:   Zip	

### 3. \*Your Business Address

3. *Your Business Address   Street Address	
3. *Your Business Address   City/State	
3. *Your Business Address   Zip	

### 4. \*Daytime Phone Number:

### 5. \*E-mail Address:

6. I am a Trustee of a parent education corporation listed below which governs one or more charter schools.

*Achievement First Brooklyn Charter Schools (Ed Corp)*

Achievement First Apollo Charter School

Achievement First Aspire Charter School

Achievement First Brownsville Charter School

Achievement First Bushwick Charter School

Achievement First Charter School 10

Achievement First Charter School 11

Achievement First Charter School 12

Achievement First Linden Charter School

Achievement First North Brooklyn Preparatory Charter School

8. Select all positions you have held on the Board:

(check all that apply)

*(No response)*

9. Are you a trustee and also an employee of the school?

*No*

10. Are you a trustee and an employee or agent of the management company or institutional partner of the charter school?

No

11. Have you or any of your immediate family members or any persons who live with you in your house had an interest in or engaged in a transaction with the charter school during the time you have served on the board, and in the six-month period prior to such service?

No

12. Are you a member, director, officer or employee of an organization formally partnered with a school that is doing business with the charter school and in which such entity, during your tenure as a trustee, you and/or your immediate family member or person living in your house had a financial interest or relationship?

No

Signature of Trustee

A handwritten signature in black ink, consisting of a large 'N' followed by a period and a large 'L'.

**Thank you.**

# Required Form: 2014-15 Appendix E - Trustee Disclosure of Financial Interest Form

Created Tuesday, October 13, 2015

<https://nysed.fluidsurveys.com/account/surveys/537586/responses/export/?collector=109126/s/Regents-Appendix-E-BOT-Form/59>

## Page 1

Please open the link to this form using **Google Chrome** as your browser. Doing so will allow you to input your signature on page 2 of the form. Thank you.

### 1. TRUSTEE NAME

	First Name	Last Name
Trustee Name	Adrienne	Loiseau

### 2. \*Your Home Address:

2. *Your Home Address:   Street Address	
2. *Your Home Address:   City/State	
2. *Your Home Address:   Zip	

### 3. \*Your Business Address

3. *Your Business Address   Street Address	
3. *Your Business Address   City/State	
3. *Your Business Address   Zip	

### 4. \*Daytime Phone Number:

### 5. \*E-mail Address:

6. I am a Trustee of a parent education corporation listed below which governs one or more charter schools.

*Achievement First Brooklyn Charter Schools (Ed Corp)*

Achievement First Apollo Charter School

Achievement First Aspire Charter School

Achievement First Brownsville Charter School

Achievement First Bushwick Charter School

Achievement First Charter School 10

Achievement First Charter School 11

Achievement First Charter School 12

Achievement First Linden Charter School

Achievement First North Brooklyn Preparatory Charter School

8. Select all positions you have held on the Board:

(check all that apply)

*(No response)*

9. Are you a trustee and also an employee of the school?

*No*

10. Are you a trustee and an employee or agent of the management company or institutional partner of the charter school?

No

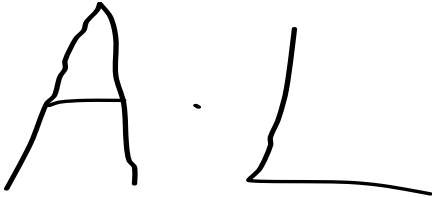
11. Have you or any of your immediate family members or any persons who live with you in your house had an interest in or engaged in a transaction with the charter school during the time you have served on the board, and in the six-month period prior to such service?

No

12. Are you a member, director, officer or employee of an organization formally partnered with a school that is doing business with the charter school and in which such entity, during your tenure as a trustee, you and/or your immediate family member or person living in your house had a financial interest or relationship?

No

Signature of Trustee

A handwritten signature consisting of a large capital letter 'A' followed by a period and a capital letter 'L'.

**Thank you.**



# Required Form: 2014-15 Appendix E - Trustee Disclosure of Financial Interest Form

Created Tuesday, October 13, 2015

<https://nysed.fluidsurveys.com/account/surveys/537586/responses/export/?collector=109126/s/Regents-Appendix-E-BOT-Form/d7>

## Page 1

Please open the link to this form using **Google Chrome** as your browser. Doing so will allow you to input your signature on page 2 of the form. Thank you.

### 1. TRUSTEE NAME

	First Name	Last Name
Trustee Name	Claire	Robinson

### 2. \*Your Home Address:

2. *Your Home Address:   Street Address	
2. *Your Home Address:   City/State	
2. *Your Home Address:   Zip	

### 3. \*Your Business Address

3. *Your Business Address   Street Address	
3. *Your Business Address   City/State	
3. *Your Business Address   Zip	

### 4. \*Daytime Phone Number:

--

### 5. \*E-mail Address:

--

6. I am a Trustee of a parent education corporation listed below which governs one or more charter schools.

*Achievement First Brooklyn Charter Schools (Ed Corp)*

Achievement First Apollo Charter School

Achievement First Aspire Charter School

Achievement First Brownsville Charter School

Achievement First Bushwick Charter School

Achievement First Charter School 10

Achievement First Charter School 11

Achievement First Charter School 12

Achievement First Linden Charter School

Achievement First North Brooklyn Preparatory Charter School

8. Select all positions you have held on the Board:

(check all that apply)

*(No response)*

9. Are you a trustee and also an employee of the school?

*No*

10. Are you a trustee and an employee or agent of the management company or institutional partner of the charter school?

No

11. Have you or any of your immediate family members or any persons who live with you in your house had an interest in or engaged in a transaction with the charter school during the time you have served on the board, and in the six-month period prior to such service?

No

12. Are you a member, director, officer or employee of an organization formally partnered with a school that is doing business with the charter school and in which such entity, during your tenure as a trustee, you and/or your immediate family member or person living in your house had a financial interest or relationship?

No

Signature of Trustee

C.R

**Thank you.**

# Required Form: 2014-15 Appendix E - Trustee Disclosure of Financial Interest Form

Created Monday, October 12, 2015

<https://nysed.fluidsurveys.com/account/surveys/537586/responses/export/?collector=109126/s/Regents-Appendix-E-BOT-Form/36>

## Page 1

Please open the link to this form using **Google Chrome** as your browser. Doing so will allow you to input your signature on page 2 of the form. Thank you.

### 1. TRUSTEE NAME

	First Name	Last Name
Trustee Name	Daniel	Russell

### 2. \*Your Home Address:

2. *Your Home Address:   Street Address	
2. *Your Home Address:   City/State	
2. *Your Home Address:   Zip	

### 3. \*Your Business Address

3. *Your Business Address   Street Address	
3. *Your Business Address   City/State	
3. *Your Business Address   Zip	

### 4. \*Daytime Phone Number:

### 5. \*E-mail Address:

6. I am a Trustee of a parent education corporation listed below which governs one or more charter schools.

*Achievement First Brooklyn Charter Schools (Ed Corp)*

Achievement First Apollo Charter School

Achievement First Aspire Charter School

Achievement First Brownsville Charter School

Achievement First Bushwick Charter School

Achievement First Charter School 10

Achievement First Charter School 11

Achievement First Charter School 12

Achievement First Linden Charter School

Achievement First North Brooklyn Preparatory Charter School

8. Select all positions you have held on the Board:

(check all that apply)

*(No response)*

9. Are you a trustee and also an employee of the school?

*No*

10. Are you a trustee and an employee or agent of the management company or institutional partner of the charter school?

No

11. Have you or any of your immediate family members or any persons who live with you in your house had an interest in or engaged in a transaction with the charter school during the time you have served on the board, and in the six-month period prior to such service?

No

12. Are you a member, director, officer or employee of an organization formally partnered with a school that is doing business with the charter school and in which such entity, during your tenure as a trustee, you and/or your immediate family member or person living in your house had a financial interest or relationship?

No

Signature of Trustee

D.R.

**Thank you.**

# Required Form: 2014-15 Appendix E - Trustee Disclosure of Financial Interest Form

Created Monday, October 19, 2015

<https://nysed.fluidsurveys.com/account/surveys/537586/responses/export/?collector=109126/s/Regents-Appendix-E-BOT-Form/57>

## Page 1

Please open the link to this form using **Google Chrome** as your browser. Doing so will allow you to input your signature on page 2 of the form. Thank you.

### 1. TRUSTEE NAME

	First Name	Last Name
Trustee Name	Amy	Samuels

### 2. \*Your Home Address:

2. *Your Home Address:   Street Address	
2. *Your Home Address:   City/State	
2. *Your Home Address:   Zip	

### 3. \*Your Business Address

3. *Your Business Address   Street Address	
3. *Your Business Address   City/State	
3. *Your Business Address   Zip	

### 4. \*Daytime Phone Number:

### 5. \*E-mail Address:

6. I am a Trustee of a parent education corporation listed below which governs one or more charter schools.

*Achievement First Brooklyn Charter Schools (Ed Corp)*

Achievement First Apollo Charter School

Achievement First Aspire Charter School

Achievement First Brownsville Charter School

Achievement First Bushwick Charter School

Achievement First Charter School 10

Achievement First Charter School 11

Achievement First Charter School 12

Achievement First Linden Charter School

Achievement First North Brooklyn Preparatory Charter School

8. Select all positions you have held on the Board:

(check all that apply)

*(No response)*

9. Are you a trustee and also an employee of the school?

*No*



10. Are you a trustee and an employee or agent of the management company or institutional partner of the charter school?

No

11. Have you or any of your immediate family members or any persons who live with you in your house had an interest in or engaged in a transaction with the charter school during the time you have served on the board, and in the six-month period prior to such service?

No

12. Are you a member, director, officer or employee of an organization formally partnered with a school that is doing business with the charter school and in which such entity, during your tenure as a trustee, you and/or your immediate family member or person living in your house had a financial interest or relationship?

No

Signature of Trustee

AS

**Thank you.**

# Required Form: 2014-15 Appendix E - Trustee Disclosure of Financial Interest Form

Created Monday, October 12, 2015

<https://nysed.fluidsurveys.com/account/surveys/537586/responses/export/?collector=109126/s/Regents-Appendix-E-BOT-Form/b9>

## Page 1

Please open the link to this form using **Google Chrome** as your browser. Doing so will allow you to input your signature on page 2 of the form. Thank you.

### 1. TRUSTEE NAME

	First Name	Last Name
Trustee Name	Deborah	Shanley

### 2. \*Your Home Address:

2. *Your Home Address:   Street Address	
2. *Your Home Address:   City/State	
2. *Your Home Address:   Zip	

### 3. \*Your Business Address

3. *Your Business Address   Street Address	
3. *Your Business Address   City/State	
3. *Your Business Address   Zip	

### 4. \*Daytime Phone Number:

### 5. \*E-mail Address:

6. I am a Trustee of a parent education corporation listed below which governs one or more charter schools.

*Achievement First Brooklyn Charter Schools (Ed Corp)*

Achievement First Apollo Charter School

Achievement First Aspire Charter School

Achievement First Brownsville Charter School

Achievement First Bushwick Charter School

Achievement First Charter School 10

Achievement First Charter School 11

Achievement First Charter School 12

Achievement First Linden Charter School

Achievement First North Brooklyn Preparatory Charter School

8. Select all positions you have held on the Board:

(check all that apply)

- 
- Chair/President
- 

9. Are you a trustee and also an employee of the school?

No

10. Are you a trustee and an employee or agent of the management company or institutional partner of the charter school?

No

11. Have you or any of your immediate family members or any persons who live with you in your house had an interest in or engaged in a transaction with the charter school during the time you have served on the board, and in the six-month period prior to such service?

No

12. Are you a member, director, officer or employee of an organization formally partnered with a school that is doing business with the charter school and in which such entity, during your tenure as a trustee, you and/or your immediate family member or person living in your house had a financial interest or relationship?

No

Signature of Trustee

D. S.

**Thank you.**

# Required Form: 2014-15 Appendix E - Trustee Disclosure of Financial Interest Form

Created Monday, October 12, 2015

<https://nysed.fluidsurveys.com/account/surveys/537586/responses/export/?collector=109126/s/Regents-Appendix-E-BOT-Form/d8>

## Page 1

Please open the link to this form using **Google Chrome** as your browser. Doing so will allow you to input your signature on page 2 of the form. Thank you.

### 1. TRUSTEE NAME

	First Name	Last Name
Trustee Name	Matt	Tartaglia

### 2. \*Your Home Address:

2. *Your Home Address:   Street Address	
2. *Your Home Address:   City/State	
2. *Your Home Address:   Zip	

### 3. \*Your Business Address

3. *Your Business Address   Street Address	
3. *Your Business Address   City/State	
3. *Your Business Address   Zip	

### 4. \*Daytime Phone Number:

--

### 5. \*E-mail Address:

--

6. I am a Trustee of a parent education corporation listed below which governs one or more charter schools.

*Achievement First Brooklyn Charter Schools (Ed Corp)*

Achievement First Apollo Charter School

Achievement First Aspire Charter School

Achievement First Brownsville Charter School

Achievement First Bushwick Charter School

Achievement First Charter School 10

Achievement First Charter School 11

Achievement First Charter School 12

Achievement First Linden Charter School

Achievement First North Brooklyn Preparatory Charter School

8. Select all positions you have held on the Board:

(check all that apply)

*(No response)*

9. Are you a trustee and also an employee of the school?

*No*

10. Are you a trustee and an employee or agent of the management company or institutional partner of the charter school?

No

11. Have you or any of your immediate family members or any persons who live with you in your house had an interest in or engaged in a transaction with the charter school during the time you have served on the board, and in the six-month period prior to such service?

No

12. Are you a member, director, officer or employee of an organization formally partnered with a school that is doing business with the charter school and in which such entity, during your tenure as a trustee, you and/or your immediate family member or person living in your house had a financial interest or relationship?

No

Signature of Trustee

A handwritten signature consisting of the letters 'M' and 'T' separated by a period, written in black ink.

**Thank you.**

# Required Form: 2014-15 Appendix E - Trustee Disclosure of Financial Interest Form

Created Monday, October 12, 2015

<https://nysed.fluidsurveys.com/account/surveys/537586/responses/export/?collector=109126/s/Regents-Appendix-E-BOT-Form/5c>

## Page 1

Please open the link to this form using **Google Chrome** as your browser. Doing so will allow you to input your signature on page 2 of the form. Thank you.

### 1. TRUSTEE NAME

	First Name	Last Name
Trustee Name	Angela	Tucker

### 2. \*Your Home Address:

2. *Your Home Address:   Street Address	
2. *Your Home Address:   City/State	
2. *Your Home Address:   Zip	

### 3. \*Your Business Address

3. *Your Business Address   Street Address	
3. *Your Business Address   City/State	
3. *Your Business Address   Zip	

### 4. \*Daytime Phone Number:

### 5. \*E-mail Address:

6. I am a Trustee of a parent education corporation listed below which governs one or more charter schools.

*Achievement First Brooklyn Charter Schools (Ed Corp)*

Achievement First Apollo Charter School

Achievement First Aspire Charter School

Achievement First Brownsville Charter School

Achievement First Bushwick Charter School



Achievement First Charter School 10

Achievement First Charter School 11

Achievement First Charter School 12

Achievement First Linden Charter School

Achievement First North Brooklyn Preparatory Charter School

8. Select all positions you have held on the Board:

(check all that apply)

- 
- Parent Representative
- 

9. Are you a trustee and also an employee of the school?

No

10. Are you a trustee and an employee or agent of the management company or institutional partner of the charter school?

No

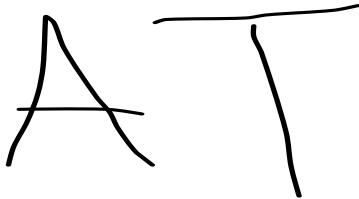
11. Have you or any of your immediate family members or any persons who live with you in your house had an interest in or engaged in a transaction with the charter school during the time you have served on the board, and in the six-month period prior to such service?

No

12. Are you a member, director, officer or employee of an organization formally partnered with a school that is doing business with the charter school and in which such entity, during your tenure as a trustee, you and/or your immediate family member or person living in your house had a financial interest or relationship?

No

Signature of Trustee

A handwritten signature consisting of the letters 'A' and 'T' in a stylized, cursive-like font. The 'A' has a horizontal crossbar, and the 'T' has a horizontal top bar. The lines are dark and slightly irregular, suggesting a pen or marker.

**Thank you.**

# Required Form: 2014-15 Appendix E - Trustee Disclosure of Financial Interest Form

Created Monday, October 12, 2015

<https://nysed.fluidsurveys.com/account/surveys/537586/responses/export/?collector=109126/s/Regents-Appendix-E-BOT-Form/6e>

## Page 1

Please open the link to this form using **Google Chrome** as your browser. Doing so will allow you to input your signature on page 2 of the form. Thank you.

### 1. TRUSTEE NAME

	First Name	Last Name
Trustee Name	Ambrose	Wooden, Jr.

### 2. \*Your Home Address:

2. *Your Home Address:   Street Address	
2. *Your Home Address:   City/State	
2. *Your Home Address:   Zip	

### 3. \*Your Business Address

3. *Your Business Address   Street Address	
3. *Your Business Address   City/State	
3. *Your Business Address   Zip	

### 4. \*Daytime Phone Number:

### 5. \*E-mail Address:

6. I am a Trustee of a parent education corporation listed below which governs one or more charter schools.

*Achievement First Brooklyn Charter Schools (Ed Corp)*

Achievement First Apollo Charter School

Achievement First Aspire Charter School

Achievement First Brownsville Charter School

Achievement First Bushwick Charter School

Achievement First Charter School 10

Achievement First Charter School 11

Achievement First Charter School 12

Achievement First Linden Charter School

Achievement First North Brooklyn Preparatory Charter School

8. Select all positions you have held on the Board:

(check all that apply)

*(No response)*

9. Are you a trustee and also an employee of the school?

*No*

10. Are you a trustee and an employee or agent of the management company or institutional partner of the charter school?

No

11. Have you or any of your immediate family members or any persons who live with you in your house had an interest in or engaged in a transaction with the charter school during the time you have served on the board, and in the six-month period prior to such service?

No

12. Are you a member, director, officer or employee of an organization formally partnered with a school that is doing business with the charter school and in which such entity, during your tenure as a trustee, you and/or your immediate family member or person living in your house had a financial interest or relationship?

No

Signature of Trustee

A handwritten signature in black ink, appearing to be 'A. W.' with a stylized flourish at the end.

**Thank you.**



## Appendix F: BOT Membership Table

Last updated: 08/03/2015

### Page 1

#### 1. Current Board Member Information

	Trustee Name	Email Address	Committee Affiliation(s)	Voting Member? (Y/N)	Area of Expertise, and/or Additional Role and School (parent, staff member, etc.)	Number of Terms Served and Length of Each (Include election date and term expiration)
1	Andy Hubbard			Yes		
2	Ambrose Wooden, Jr.			Yes		
3	Claire Robinson			Yes		
4	Deborah Shanley		Chair/Board President	Yes		
5	Jon Atkeson		Treasurer	Yes		
6	Judith Jenkins			Yes		
7	Justin Cohen			Yes		
8	Kelly Wachowicz			Yes		
9	L. Priscilla Hall			Yes		
10	Lee Gause			Yes		
11	Lee Gelernt			Yes		
12	Matt Tartaglia			Yes		

13	Ted Coons			Yes		
14	Adrienne Loiseau			Yes	Parent Representative	
15	Angela Tucker			Yes	Parent Representative	
16	Amy Arthur Samuels			Yes		
17						
18						
19						
20						

**2. Total Number of Members Joining Board during the 2014-15 school year**

0

**3. Total Number of Members Departing the Board during the 2014-15 school year**

1

**4. According to the School's by-laws, what is the maximum number of trustees that may comprise the governing board?**

19

**5. How many times did the Board meet during the 2014-15 school year?**

6

**6. How many times will the Board meet during the 2015-16 school year?**

6

**Thank you.**

## Enrollment and Retention

The schools partner with the Achievement First recruitment team to carry out a comprehensive recruitment strategy consisting of direct outreach, information sessions, school-based open houses, presentations at community based organizations, targeted mailings, and both online and outdoor advertising. These techniques have been successful in generating applications and in sharing the opportunity to apply with low-income families. In 2009, all Achievement First (AF) schools implemented an at-risk preference for low-income families, and as a result the vast majority of all entering families have qualified for free or reduced-price lunch. As a result of extensive presentations to community organizations that serve low-income families, particularly Head Start and NYCHA daycare centers, the pool of free and reduced-price applicants has been large, and the preference has been effective at substantially matching the district percentages of low-income students for the incoming classes.

The AF student recruitment team is bilingual and has made extensive efforts to reach out to families who speak languages other than English. All outdoor signs are in both English and Spanish, as are all brochures and other marketing materials, including the Achievement First website page for student enrollment. In 2014-15, direct, bilingual recruiting materials reached more than 15,000 families throughout Brooklyn. Additionally, Spanish-speaking members of the recruitment team have presented in Spanish at head start daycares and community organizations (e.g., The Coalition for Hispanic Family Services and Nueva Vida Daycare Center), and multiple members of the parent-led “street teams” that recruited directly in the community were Spanish speakers. While these techniques may change year to year, these are representative of recent recruitment methods. The lottery also uses a weighted preference for English Language Learners, which the schools doubled this year in an effort to both admit and enroll more English Language Learners.

Efforts to recruit students with disabilities have focused primarily on making clear in promotional materials and presentations that the Achievement First is highly effective for special education students, and that we offer services in accordance with IEPs. In addition, the recruitment team reaches out annually to day care centers that are identified by the NYC Department of Education as serving students with disabilities. The AF student recruitment team has partnered with the network special services team to ensure that marketing materials capture the range of services available. Achievement First has reached out specifically to community organizations that serve at risk families with social and health services. One such organization previously agreed to partner with the community outreach team to conduct a family focus group on how AF schools could best meet their needs. During this focus group, the mother of a student with a disability said that her greatest struggle was finding a public school option that held the highest academic standards for her child, despite his disability. The school is just such an option, committed to getting every scholar who walks through our doors to and through college. We believe that this sending this message to families with students who have special needs will be a powerful recruiting technique, and will help us meet the enrollment target for this population. The lottery also uses a weighted preference for students with disabilities.

Retention of students at Achievement First schools is a network-wide priority. The Achievement First report card sets a target of 5% loss attrition for each school, meaning if a school exceeds this level of student attrition the financial bonus of the leadership team is jeopardized. While reliable mobility statistics for New York City are difficult to ascertain, we believe that a mobility rate of 5% is significantly below the average annual turnover of urban students. We believe that retention of students within at-risk populations depends primarily on the academic progress these students are making. As such, the most important retention efforts for at-risk populations



will be great instruction, and regular review of data that ensures that students in these populations are receiving the supports and services they need in order to be successful. Data—including academic performance, attendance, and behavior data—will be disaggregated and shared with the school leadership team, so that early warning signs can be identified and appropriate interventions identified. Achievement First school leaders and regional superintendents regularly share student retention strategies.

**Retaining Low Income Students** An example of a best practice that AF schools utilize is early identification and intervention with families considering leaving. This approach uses historical data on attrition to identify risk factors that predict future attrition. In many cases, student attrition is the result of families disagreeing with a decision to retain a student in grade. The likelihood of attrition increases when there is a possibility of retention in grade combined with a family member who does not fully support the expectations of the school. AF schools use this information to develop specific family engagement and support strategies for scholars who are at risk of leaving. Experience across the network has shown that strong relationships and thoughtful discussions with families are often what make the difference when having a difficult discussion with family members. AF regional superintendents will specifically coach principals on how to have effective conversations with families regarding retention in grade. The principals and regional superintendents will also establish a spring calendar of data review meetings to look at students who have “promotion in doubt” status, to target specific families who are at higher risk of leaving due to disagreements with school expectations. Tailored family-specific strategies will be developed to ensure that do everything possible to keep these students with us.

**Retaining English Language Learners** – We believe that the factors above also apply to English Language Learners, with at least one additional complication. Because parents of English Language Learners often do not speak English fluently themselves, the nuanced conversations about academic performance can be more difficult. As a result, the structure for building family relationships will be somewhat different for these families. The ESL teacher or intervention coordinator (depending on the number of ELL students enrolled) will be primarily responsible for proactively developing relationships and trust with families of English Language Learners as soon as the student is identified as limited English proficient, regardless of academic performance. We believe that these proactive relationship-building practices will establish the trust necessary to identify families early who are at risk for leaving, and to intervene effectively to persuade them to stay with us.

**Retaining Students with Disabilities** – We believe that strong Tier 2 and Tier 3 interventions, complemented by strong family relationships, are the most effective approach for prevention the attrition of students with disabilities. In addition to the attrition risk factors described above, we believe there are at least two additional factors for families of students with disabilities. First, families of students with disabilities are more likely to leave if they believe that we hold lower expectations for their children than for their regular education peers. Second, these families are at risk for leaving if they do not understand the services being provided for their children, or if they perceive that more extensive services might be available at another school. As described above, our communication with families about the high expectations we hold for EVERY child, and the differentiated supports we provide to make sure each child meets these expectations, will begin with our student recruitment process. These messages will be reinforced in family chats (which are requested of all incoming families), family conferences, and all other communication with families of students with disabilities. Additionally, the network support data team and regional director of special services will provide disaggregated *academic* and *behavioral* data for students with disabilities directly to the principals on a monthly basis, to flag

any student for whom additional support is needed. Our experience has been that when students with disabilities make strong academic progress, their families' bond with the school strengthens and they are more likely to stay with us.



# Appendix I: Teacher and Administrator Attrition

Created: 07/20/2015

Last updated: 08/03/2015

Report changes in teacher and administrator staffing.

Page 1

**Charter School Name:**

## Instructions for completing the Teacher and Administrator Attrition Tables

**ALL** charter schools should provide, for teachers and administrators only, the full time equivalent (FTE) of staff on June 30, 2014, the FTE for added staff from July 1, 2014 through June 30, 2015, and the FTE for any departed staff from July 1, 2014 through June 30, 2015 using the two tables provided.

### 2013-14 Teacher Attrition Table

	FTE Teachers on June 30, 2014	FTE Teachers Additions 7/1/14 – 6/30/15	FTE Teacher Departures 7/1/14 – 6/30/15
	37	27	16

### 2013-14 Administrator Position Attrition Table

	FTE Administrator Positions On 6/30/2014	FTE Administrator Additions 7/1/14 – 6/30/15	FTE Administrator Departures 7/1/14 – 6/30/15
	7	7	1

**Thank you**