



Entry 1 School Information

Created: 07/21/2017 • Last updated: 08/01/2017

Please be advised that you will need to complete this cover page (including signatures) before all of the other tasks assigned to you by your authorizer are visible on your task page. While completing this task, please ensure that you select the correct authorizer **(as of June 30, 2017)** or you may not be assigned the correct tasks.

a. SCHOOL NAME AND BEDS# SOUTH BUFFALO CS (SUNY Trustees)

(Select name from the drop down menu)

b. CHARTER AUTHORIZER SUNY Authorized Charter School

(For technical reasons, please re select authorizer name from the drop down menu).

c. DISTRICT / CSD OF LOCATION Buffalo

d1. SCHOOL INFORMATION

	PRIMARY ADDRESS	PHONE NUMBER	FAX NUMBER	EMAIL ADDRESS
	154 S. Ogden Street Buffalo, NY 14210	[REDACTED]	[REDACTED]	[REDACTED]

d2. PHONE CONTACT NUMBER FOR AFTER HOURS EMERGENCIES

Contact Name	Dave Ehrle
Title	Principal
Emergency Phone Number (### ### ####)	[REDACTED]

e. SCHOOL WEB ADDRESS (URL) <http://www.southbuffalocs.org>

f. DATE OF INITIAL CHARTER 07/1999

g. DATE FIRST OPENED FOR INSTRUCTION 09/2000

i. **TOTAL ENROLLMENT ON JUNE 30, 2017** 893

j. **GRADES SERVED IN SCHOOL YEAR 2016-17**

Check all that apply

Grades Served	K, 1, 2, 3, 4, 5, 6, 7, 8
---------------	---------------------------

k1. **DOES THE SCHOOL CONTRACT WITH A CHARTER OR EDUCATIONAL MANAGEMENT ORGANIZATION?** No


11. **FACILITIES**

Does the school maintain or operate multiple sites?

	No, just one site.
--	--------------------

12. **SCHOOL SITES**

Please list the sites where the school will operate for the upcoming school year.

	Physical Address	Phone Number	District/CSD	Grades Served at Site	School at Full Capacity at Site	Facilities Agreement
Site 1 (same as primary site)	154 S. Ogden Street Buffalo, NY 14210		BUFFALO CITY SD	K 8	Yes	Rent/Lease
Site 2						
Site 3						

I2a. Please provide the contact information for Site 1.

	Name	Work Phone	Alternate Phone	Email Address
School Leader	David Ehrle	[REDACTED]	[REDACTED]	[REDACTED]
Operational Leader	David Ehrle	[REDACTED]	[REDACTED]	[REDACTED]
Compliance Contact	David Ehrle	[REDACTED]	[REDACTED]	[REDACTED]
Complaint Contact	Lynne Bogdan	[REDACTED]		[REDACTED]

m1. Is the school or are the school sites co-located? No

n1. Were there any revisions to the school's charter during the 2016-17 school year? (Please include approved or pending material and non-material charter revisions). No

o. Name and Position of Individual(s) Who Completed the 2016-17 Annual Report. Andrew Huff (CIO), Lynne Bogdan (Business Manager), Jack Bala (HR Manager)

p. Our signatures below attest that all of the information contained herein is truthful and accurate and that this charter school is in compliance with all aspects of its charter, and with all pertinent Federal, State, and local laws, regulations, and rules. We understand that if any information in any part of this report is found to have been deliberately misrepresented, that will constitute grounds for the revocation of our charter. Check **YES if you agree and then use the mouse on your PC or the stylist on your mobile device to sign your name).**

Yes

Signature, Head of Charter School

A handwritten signature in black ink, reading "David J. Hale". The signature is fluid and cursive, with a large initial "D" and a stylized "H".

Signature, President of the Board of Trustees

Two handwritten signatures in black ink. The first signature on the left is "David J. Hale" in a cursive style. The second signature on the right is a stylized, more abstract representation of the same name, possibly "DJH".

Date

2017/08/01

Thank you.



Entry 2 NYS School Report Card Link

Last updated: 07/20/2017

1. NEW YORK STATE REPORT CARD

<https://data.nysed.gov/reportcard.php?year=2016&instid=800000034163>

Provide a direct URL or web link to the most recent New York State School Report Card for the charter school (See <https://reportcards.nysed.gov/>).

(Charter schools completing year one will not yet have a School Report Card or link to one. Please type "URL is not available" in the space provided).



Entry 4 Expenditures per Child

Last updated: 07/31/2017

Financial Information

This information is required of ALL charter schools. Provide the following measures of fiscal performance of the charter school in Appendix B (Total Expenditures and Administrative Expenditures Per Child):

1. Total Expenditures Per Child

To calculate '**Total Expenditures per Child**' take total expenditures (from the unaudited 2016-17 Schedule of Functional Expenses) and divide by the year end FTE student enrollment. (Integers Only. No dollar signs or commas).

Note: The information on the Schedule of Functional Expenses on pages 41-43 of the Audit Guide can help schools locate the amounts to use in the two per pupil calculations: <http://www.p12.nysed.gov/psc/AuditGuide.html>

Line 1: Total Expenditures	10250827
Line 2: Year End FTE student enrollment	900
Line 3: Divide Line 1 by Line 2	11390

2. Administrative Expenditures per Child

To calculate **'Administrative Expenditures per Child'** To calculate "Administrative Expenditures per Child" first *add* together the following:

1. Take the relevant portion from the 'personnel services cost' row and the 'management and general' column (from the unaudited 2016 17 Schedule of Functional Expenses)
2. Any contracted administrative/management fee paid to other organizations or corporations
3. Take the total from above and divide it by the year end FTE enrollment. The relevant portion that must be included in this calculation is defined as follows:

Administrative Expenditures: Administration and management of the charter school includes the activities and personnel of the offices of the chief school officer, the finance or business offices, school operations personnel, data management and reporting, human resources, technology, etc. It also includes those administrative and management services provided by other organizations or corporations on behalf of the charter school for which the charter school pays a fee or other compensation. Do not include the FTE of personnel whose role is to directly support the instructional program.

Notes:

The information on the Schedule of Functional Expenses on pages 41-43 of the Audit Guide can help schools locate the amounts to use in the two per pupil calculations:

<http://www.p12.nysed.gov/psc/AuditGuide.html>.

Employee benefit costs or expenditures should not be reported in the above calculations.

Line 1: Relevant Personnel Services Cost (Row)	702494
Line 2: Management and General Cost (Column)	694836
Line 3: Sum of Line 1 and Line 2	1397330
Line 5: Divide Line 3 by the Year End FTE student enrollment	1553

Thank you.



Charter Schools Institute
The State University of New York

GENERAL INSTRUCTIONS FOR ANNUAL BUDGET/QUARTERLY REPORT

TEMPLATE TABS

1- GRAY tab contains the Instructions




Instructions	Provides description of tabs and input requirements.
Funding by District	Charter School Tuition Rates

2- BLUE tabs require input of information

1.) Name of School	>Select school name from list. >Enter contact information.
2.) Enrollment	Enter enrollment information for Annual Budget (& Revisions) and Quarterly Actuals. Includes: >Enrollment by Grade >Enrollment by District
3.) Staffing Plan	Enter staffing plan information for Annual Budget (& Revisions) and Quarterly Actuals. Includes: >Full Time Equivalent (FTE), by Position Category, By Quarter
4.) Yearly Budget	Enter Yearly Budget information. Includes: >"Pior Year" column may be completed based upon preliminary data, and adjusted with Annual Audited data when the Quarter 2 Actuals are being submitted. (Note: Quarterly Revenue allocation may be set) >Budgeted Enrollment data and Per Pupil Revenue for the current year are populated based upon input on tab "2.) Enrollment." >Budgeted FTE for current year is populated based upon input on tab "3.) Staffing Plan." >All other sources of revenue >All expenses >Budget Revisions, as necessary and <i>approved</i> by the school's Board of Directors, should be submitted when submitting Quarterly Actuals
5.) Balance Sheet	Enter Balance Sheet information for EdCorps. Separate schools merged into a primary EdCorp should NOT use this tab. >"Pior Year" column may be completed based upon preliminary data, and adjusted with Annual Audited data when the Quarter 2 Actuals are being submitted.

6.) Quarterly Report	Enter Actual Quarterly Report information . Includes: >Actual Enrollment data and Per Pupil Revenue for the current year are populated based upon input on tab "2.) Enrollment." >Actual FTE for current year is populated based upon input on tab "3.) Staffing Plan." >All other sources of revenue >All expenses
7.) Annual Report Requirement	Complete when submitting Actual Quarter 4.

CELL COLORS & GUIDANCE COMMENTS

-  = Enter information into the light BLUE shaded cells.
-  = Cells labeled in ORANGE containe guidance regarding the input of information.
-  = Cells containing RED triangles in the upper right corner contain "guidance comments" on that particular line item. Please "mouse-over" the triangle to reveal each comment.

Ver. 20170606

Charter Funding Alphabetical By NYS School District
*** (Sum of Charter School Basic Tuition and Supplemental Basic Tuition)**



ANNUAL BUDGET & QUARTERLY REPORT TEMPLATE

South Buffalo Charter School

SCHOOL

Name:	South Buffalo Charter School
-------	------------------------------

CONTACT INFORMATION

Contact Name:	Lynne M. Bogdan
Contact Title:	Business Manager
Contact Email:	
Contact Phone:	

REPORT PERIOD

Current Academic Year:	2017-18
Prior Academic Year:	2016-17

[illegible]

[illegible]This image shows a single sheet of white paper with horizontal blue or grey ruling lines. The lines are evenly spaced and run across the width of the page. There are approximately 20 lines visible. The paper has a slight shadow on its right side, suggesting it's resting on a surface.

SOUTH BUFFALO CHARTER SCH
2017-18

SOUTH BUFFALO CHARTER SCHOOL
2017-18

PLAN - FULL TIME EQUIVALENT

STAFFING PLAN - FULL TIME EQUIVALENT ("FTE")

***NOTE:** Enter the number of FTE positions in the "blue" cells.

***NOTE:** Enter the number of FTE positions in the "blue" cells.

***NOTE:** If there are NO budget revisions at the time of quarterly submittal leave the 'REVISED' Column(s) COMPLETELY BLANK.

***No**

ADMINISTRATIVE PERSONNEL FTE	ADMINISTRATIVE PERSONNEL FTE
Executive Management	Executive Management
Instructional Management	Instructional Management
Deans, Directors & Coordinators	Deans, Directors & Coordinators
CFO / Director of Finance	CFO / Director of Finance
Operation / Business Manager	Operation / Business Manager
Administrative Staff	Administrative Staff
TOTAL ADMINISTRATIVE STAFF	TOTAL ADMINISTRATIVE STAFF

PRIOR YEAR
2016-17
ACTUAL
0.0

ANNUAL BUDGETED FTE							
Q1		Q2		Q3		Q4	
Original	Revised	Original	Revised	Original	Revised	Original	Revised
4.0		4.0		4.0		4.0	
5.0		5.0		5.0		5.0	
11.0		11.0		11.0		11.0	
20.0	0.0	20.0	0.0	20.0	0.0	20.0	0.0

A

INSTRUCTIONAL PERSONNEL FTE	INSTRUCTIONAL PERSONNEL FTE
Teachers - Regular	Teachers - Regular
Teachers - SPED	Teachers - SPED
Substitute Teachers	Substitute Teachers
Teaching Assistants	Teaching Assistants
Specialty Teachers	Specialty Teachers
Aides	Aides
Therapists & Counselors	Therapists & Counselors
Other	Other
TOTAL INSTRUCTIONAL	TOTAL INSTRUCTIONAL

[illegible]

ANNUAL BUDGETED FTE							
Q1		Q2		Q3		Q4	
Original	Revised	Original	Revised	Original	Revised	Original	Revised
46.0		46.0		46.0		46.0	
11.0		11.0		11.0		11.0	
3.5		3.5		3.5		3.5	
7.0		7.0		7.0		7.0	
11.0		11.0		11.0		11.0	
4.0		4.0		4.0		4.0	
82.5	0.0	82.5	0.0	82.5	0.0	82.5	0.0

[illegible]

NON-INSTRUCTIONAL PERSONNEL FTE	NON-INSTRUCTIONAL PERSONNEL FTE
Nurse	Nurse
Librarian	Librarian
Custodian	Custodian
Security	Security
Other	Other
TOTAL NON-INSTRUCTIONAL	TOTAL NON-INSTRUCTIONAL

PRIOR YEAR
2016-17
ACTUAL
0.0

ANNUAL BUDGETED FTE							
Q1		Q2		Q3		Q4	
Original	Revised	Original	Revised	Original	Revised	Original	Revised
2.0		2.0		2.0		2.0	
11.0		11.0		11.0		11.0	
13.0	0.0	13.0	0.0	13.0	0.0	13.0	0.0

A

TOTAL PERSONNEL SERVICE FTE	TOTAL PERSONNEL SERVICE FTE
-----------------------------	-----------------------------

0.0

115.5	0.0	115.5	0.0	115.5	0.0	115.5	0.0
-------	-----	-------	-----	-------	-----	-------	-----

7

**SOUTH BUFFALO CHARTER SCH
2017-18**

PLAN - FULL TIME EQUIVALENT

***NOTE:** Enter the number of FTE positions in the "blue" cells.

Id be input.

***NOTE:** State the assumptions that are being made for personnel FTE levels.

ADMINISTRATIVE PERSONNEL FTE		Description of Assumptions
	Q4	
	Actual	
Executive Management		
Instructional Management		
Deans, Directors & Coordinators		
CFO / Director of Finance		
Operation / Business Manager		
Administrative Staff		
TOTAL ADMINISTRATIVE STAFF	0.0	

INSTRUCTIONAL PERSONNEL FTE		Description of Assumptions
	Q4	
	Actual	
Teachers - Regular		
Teachers - SPED		
Substitute Teachers		
Teaching Assistants		
Specialty Teachers		
Aides		
Therapists & Counselors		
Other		
TOTAL INSTRUCTIONAL	0.0	

NON-INSTRUCTIONAL PERSONNEL FTE		Description of Assumptions
	Q4	
	Actual	
Nurse		
Librarian		
Custodian		
Security		
Other		
TOTAL NON-INSTRUCTIONAL	0.0	

TOTAL PERSONNEL SERVICE FTE	0.0	
------------------------------------	-----	--

		SOUTH BUFFALO CHARTER SCHOOL Budget / Operating Plan 2017-18								
Total Revenue		-	3,165,987	-	-	3,412,737	-	-	3,287,637	
Total Expenses		-	2,727,489	-	-	3,386,689	-	-	3,336,621	
Net Income		-	438,498	-	-	26,048	-	-	(48,984)	
Actual Student Enrollment		-	880	-	-	880	-	-	880	
		Prior Year Actual	1st Quarter - 7/1 - 9/30			2nd Quarter - 10/1 - 12/31			3rd Quarter - 1/1 - 3/31	
		2016-17 Revenue Per Pupil	Original Budget	Revised Budget	Variance	Original Budget	Revised Budget	Variance	Original Budget	
REVENUE		Allocate Per Pupil Revenue by Quarter	*NOTE: If there are NO budget revisions at the time of quarterly submittal leave If budget revisions ARE made, the entire "REVISED" budget columns for the affected quarter will be revised.							
REVENUES FROM STATE SOURCES		2017-18 Per Pupil Rate	PPR %/Qtr->	25.0%	25.0%	25.0%	25.0%	25.0%	25.0%	
Per Pupil Revenue										
BUFFALO CITY SD	13,005		2,570,276	-	-	2,570,276	-	-	2,570,276	
LACKAWANNA CITY SD	12,969		158,870	-	-	158,870	-	-	158,870	
WEST SENECA CSD	11,179		55,895	-	-	55,895	-	-	55,895	
KENMORE-TONAWANDA UFSD	10,477		7,858	-	-	7,858	-	-	7,858	
CHEEKTOWAGA CSD	11,235		16,853	-	-	16,853	-	-	16,853	
CHEEKTOWAGA-SLOAN UFSD	12,946		22,656	-	-	22,656	-	-	22,656	
LANCASTER CSD	9,442		2,361	-	-	2,361	-	-	2,361	
FRONTIER CSD	9,759		7,319	-	-	7,319	-	-	7,319	
-	-		-	-	-	-	-	-	-	
-	-		-	-	-	-	-	-	-	
-	-		-	-	-	-	-	-	-	
-	-		-	-	-	-	-	-	-	
-	-		-	-	-	-	-	-	-	
-	-		-	-	-	-	-	-	-	
-	-		-	-	-	-	-	-	-	
ALL OTHER School Districts: (Weighted Avg)	-		-	-	-	-	-	-	-	
TOTAL Per Pupil Revenue (Weighted Average Per Pupil Funding)	12,925		-	2,842,086	-	-	2,842,086	-	-	2,842,086
Special Education Revenue				117,501		-	117,501		-	117,501
Grants										
Stimulus					-			-		
DYCD (Department of Youth and Community Development)					-			-		
Other			2,800		-	6,200		-	5,800	
NYC DoE Rental Assistance										
Other					-			-		
TOTAL REVENUE FROM STATE SOURCES			-	2,962,387	-	-	2,965,787	-	-	2,965,387
REVENUE FROM FEDERAL FUNDING										
IDEA Special Needs				-		-	120,000		-	-
Title I				102,000		-	102,000		-	102,000
Title Funding - Other						-			-	
School Food Service (Free Lunch)				99,000		-	218,000		-	213,000
Grants										

	SOUTH BUFFALO CHARTER SCHOOL Budget / Operating Plan 2017-18							
Total Revenue	-	3,165,987	-	-	3,412,737	-	-	3,287,637
Total Expenses	-	2,727,489	-	-	3,386,689	-	-	3,336,621
Net Income	-	438,498	-	-	26,048	-	-	(48,984)
Actual Student Enrollment	-	880	-	-	880	-	-	880
	Prior Year Actual 2016-17 Revenue Per Pupil	1st Quarter - 7/1 - 9/30			2nd Quarter - 10/1 - 12/31			3rd Quarter - 1/1 - 3/31
		Original Budget	Revised Budget	Variance	Original Budget	Revised Budget	Variance	Original Budget
Charter School Program (CSP) Planning & Implementation				-			-	
Other				-			-	
Other				-			-	
TOTAL REVENUE FROM FEDERAL SOURCES	-	201,000	-	-	440,000	-	-	315,000
LOCAL and OTHER REVENUE								
Contributions and Donations				-			-	
Fundraising				-			-	
Erate Reimbursement		-		-	-		-	-
Earnings on Investments				-			-	
Interest Income				-			-	
Food Service (Income from meals)		2,600		-	6,300		-	5,800
Text Book				-			-	
OTHER		-		-	650		-	1,450
TOTAL REVENUE FROM LOCAL and OTHER SOURCES	-	2,600	-	-	6,950	-	-	7,250
TOTAL REVENUE	-	3,165,987	-	-	3,412,737	-	-	3,287,637

		SOUTH BUFFALO CHARTER SCHOOL Budget / Operating Plan 2017-18							
Total Revenue		-	3,165,987	-	-	3,412,737	-	-	3,287,637
Total Expenses		-	2,727,489	-	-	3,386,689	-	-	3,336,621
Net Income		-	438,498	-	-	26,048	-	-	(48,984)
Actual Student Enrollment		-	880	-	-	880	-	-	880
		Prior Year Actual 2016-17 Revenue Per Pupil	1st Quarter - 7/1 - 9/30			2nd Quarter - 10/1 - 12/31			3rd Quarter - 1/1 - 3/31
			Original Budget	Revised Budget	Variance	Original Budget	Revised Budget	Variance	Original Budget
EXPENSES									
ADMINISTRATIVE STAFF PERSONNEL COSTS	Avg. No. of Positions								
Executive Management	-				-			-	
Instructional Management	4.00		84,438		-	84,438		-	84,438
Deans, Directors & Coordinators	5.00		86,931		-	86,931		-	86,931
CFO / Director of Finance	-				-			-	
Operation / Business Manager	-				-			-	
Administrative Staff	11.00		155,004		-	155,004		-	155,004
TOTAL ADMINISTRATIVE STAFF	20.00	-	326,373	-	-	326,373	-	-	326,373
INSTRUCTIONAL PERSONNEL COSTS									
Teachers - Regular	46.00		368,212		-	678,424		-	678,424
Teachers - SPED	11.00		77,436		-	154,872		-	154,872
Substitute Teachers	3.50		9,000		-	31,500		-	31,600
Teaching Assistants	7.00		25,000		-	50,000		-	50,000
Specialty Teachers	11.00		79,977		-	159,954		-	159,954
Aides	-				-			-	
Therapists & Counselors	4.00		26,145		-	52,290		-	52,290
Other	-				-			-	
TOTAL INSTRUCTIONAL	82.50	-	585,770	-	-	1,127,040	-	-	1,127,140
NON-INSTRUCTIONAL PERSONNEL COSTS									
Nurse	2.00		16,410		-	32,820		-	32,820
Librarian	-				-			-	
Custodian	11.00		94,797		-	94,797		-	94,797
Security	-				-			-	
Other	-				-			-	
TOTAL NON-INSTRUCTIONAL	13.00	-	111,207	-	-	127,617	-	-	127,617
SUBTOTAL PERSONNEL SERVICE COSTS		-	1,023,350	-	-	1,581,030	-	-	1,581,130
PAYROLL TAXES AND BENEFITS									
Payroll Taxes			78,287		-	125,082		-	124,706
Fringe / Employee Benefits			340,542		-	343,875		-	340,542

		SOUTH BUFFALO CHARTER SCHOOL Budget / Operating Plan 2017-18							
Total Revenue		-	3,165,987	-	-	3,412,737	-	-	3,287,637
Total Expenses		-	2,727,489	-	-	3,386,689	-	-	3,336,621
Net Income		-	438,498	-	-	26,048	-	-	(48,984)
Actual Student Enrollment		-	880	-	-	880	-	-	880
		Prior Year Actual 2016-17 Revenue Per Pupil	1st Quarter - 7/1 - 9/30			2nd Quarter - 10/1 - 12/31			3rd Quarter - 10/1 - 12/31 Original Budget
			Original Budget	Revised Budget	Variance	Original Budget	Revised Budget	Variance	Original Budget
Retirement / Pension			101,230		-	146,484		-	146,484
TOTAL PAYROLL TAXES AND BENEFITS		-	520,059	-	-	615,441	-	-	611,732
TOTAL PERSONNEL SERVICE COSTS	115.50	-	1,543,409	-	-	2,196,471	-	-	2,192,862
CONTRACTED SERVICES									
Accounting / Audit			20,500		-	8,500		-	10,500
Legal			18,750		-	18,750		-	18,750
Management Company Fee					-			-	
Nurse Services					-			-	
Food Service / School Lunch			101,184		-	216,519		-	211,422
Payroll Services			2,376		-	2,376		-	2,376
Special Ed Services			54,500		-	118,700		-	123,400
Titlement Services (i.e. Title I)					-			-	
Other Purchased / Professional / Consulting			36,851		-	40,551		-	43,801
TOTAL CONTRACTED SERVICES		-	234,161	-	-	405,396	-	-	410,249

	SOUTH BUFFALO CHARTER SCHOOL Budget / Operating Plan 2017-18							
Total Revenue	-	3,165,987	-	-	3,412,737	-	-	3,287,637
Total Expenses	-	2,727,489	-	-	3,386,689	-	-	3,336,621
Net Income	-	438,498	-	-	26,048	-	-	(48,984)
Actual Student Enrollment	-	880	-	-	880	-	-	880
	Prior Year Actual 2016-17 Revenue Per Pupil	1st Quarter - 7/1 - 9/30			2nd Quarter - 10/1 - 12/31			3rd Quarter - 1/1 - 3/31
		Original Budget	Revised Budget	Variance	Original Budget	Revised Budget	Variance	Original Budget
SCHOOL OPERATIONS								
Board Expenses		375		-	375		-	375
Classroom / Teaching Supplies & Materials		27,000		-	3,000		-	3,000
Special Ed Supplies & Materials		750		-	150		-	50
Textbooks / Workbooks		23,500		-	16,500		-	-
Supplies & Materials other		101,350		-	13,450		-	2,300
Equipment / Furniture		12,500		-	1,500		-	2,500
Telephone		9,519		-	9,749		-	9,864
Technology		34,944		-	41,558		-	24,355
Student Testing & Assessment		5,000		-	20,000		-	4,000
Field Trips		-		-	2,500		-	200
Transportation (student)		48,950		-	34,350		-	36,200
Student Services - other		3,450		-	6,250		-	6,150
Office Expense		20,824		-	28,524		-	27,024
Staff Development		41,000		-	3,000		-	3,000
Staff Recruitment				-			-	
Student Recruitment / Marketing				-			-	
School Meals / Lunch				-			-	
Travel (Staff)				-			-	
Fundraising				-			-	
Other		15,700		-	300		-	3,500
TOTAL SCHOOL OPERATIONS	-	344,862	-	-	181,206	-	-	122,518
FACILITY OPERATION & MAINTENANCE								
Insurance		23,298		-	23,298		-	23,298
Janitorial		12,100		-	9,300		-	9,300
Building and Land Rent / Lease / Facility Finance Interest		204,690.00		-	201,599		-	198,525
Repairs & Maintenance		32,121		-	32,121		-	32,121
Equipment / Furniture				-			-	
Security		4,999		-	3,999		-	3,999
Utilities		23,850		-	29,300		-	39,750
TOTAL FACILITY OPERATION & MAINTENANCE	-	301,058	-	-	299,617	-	-	306,993
DEPRECIATION & AMORTIZATION		303,999		-	303,999		-	303,999
RESERVES / CONTINGENCY				-			-	

	SOUTH BUFFALO CHARTER SCHOOL Budget / Operating Plan 2017-18							
Total Revenue	-	3,165,987	-	-	3,412,737	-	-	3,287,637
Total Expenses	-	2,727,489	-	-	3,386,689	-	-	3,336,621
Net Income	-	438,498	-	-	26,048	-	-	(48,984)
Actual Student Enrollment	-	880	-	-	880	-	-	880
	Prior Year Actual 2016-17 Revenue Per Pupil	1st Quarter - 7/1 - 9/30			2nd Quarter - 10/1 - 12/31			3rd C
		Original Budget	Revised Budget	Variance	Original Budget	Revised Budget	Variance	Original Budget
TOTAL EXPENSES	-	<u>2,727,489</u>	-	-	<u>3,386,689</u>	-	-	<u>3,336,621</u>
NET INCOME	-	<u>438,498</u>	-	-	<u>26,048</u>	-	-	<u>(48,984)</u>

	SOUTH BUFFALO CHARTER SCHOOL Budget / Operating Plan 2017-18							
Total Revenue	-	3,165,987	-	-	3,412,737	-	-	3,287,637
Total Expenses	-	2,727,489	-	-	3,386,689	-	-	3,336,621
Net Income	-	438,498	-	-	26,048	-	-	(48,984)
Actual Student Enrollment	-	880	-	-	880	-	-	880
	Prior Year Actual 2016-17 Revenue Per Pupil	1st Quarter - 7/1 - 9/30			2nd Quarter - 10/1 - 12/31			3rd C
		Original Budget	Revised Budget	Variance	Original Budget	Revised Budget	Variance	Original Budget
ENROLLMENT - *School Districts Are Linked To Above Entries*								
Number of Districts:	-	8	-	-	8	-	-	8
BUFFALO CITY SD	-	791	-	-	791	-	-	791
LACKAWANNA CITY SD	-	49	-	-	49	-	-	49
WEST SENECA CSD	-	20	-	-	20	-	-	20
KENMORE-TONAWANDA UFSD	-	3	-	-	3	-	-	3
CHEEKTOWAGA CSD	-	6	-	-	6	-	-	6
CHEEKTOWAGA-SLOAN UFSD	-	7	-	-	7	-	-	7
LANCASTER CSD	-	1	-	-	1	-	-	1
FRONTIER CSD	-	3	-	-	3	-	-	3
-	-	-	-	-	-	-	-	-
-	-	-	-	-	-	-	-	-
-	-	-	-	-	-	-	-	-
-	-	-	-	-	-	-	-	-
-	-	-	-	-	-	-	-	-
-	-	-	-	-	-	-	-	-
-	-	-	-	-	-	-	-	-
ALL OTHER School Districts: (Weighted Avg)	-	-	-	-	-	-	-	-
TOTAL ENROLLMENT	-	880	-	-	880	-	-	880
REVENUE PER PUPIL	-	3,600	-	-	3,880	-	-	3,738
EXPENSES PER PUPIL	-	3,101	-	-	3,850	-	-	3,794

Total Revenue		-	-	3,309,891	-	-
Total Expenses		-	-	3,395,376	-	-
Net Income		-	-	(85,485)	-	-
Actual Student Enrollment		-	-	880	-	-
		3rd Quarter - 1/1 - 3/31		4th Quarter - 4/1 - 6/30		
		Revised Budget	Variance	Original Budget	Revised Budget	Variance
REVENUE		The 'REVISED' Column(s) COMPLETELY BLANK. Selected quarter(s) must be completed on tabs 2, 3 and 4.				
REVENUES FROM STATE SOURCES						
		2017-18				
Per Pupil Revenue		Per Pupil Rate		25.0%	25.0%	25.0%
BUFFALO CITY SD	13,005	-	-	2,570,276	-	-
LACKAWANNA CITY SD	12,969	-	-	158,870	-	-
WEST SENECA CSD	11,179	-	-	55,895	-	-
KENMORE-TONAWANDA UFSD	10,477	-	-	7,858	-	-
CHEEKTOWAGA CSD	11,235	-	-	16,853	-	-
CHEEKTOWAGA-SLOAN UFSD	12,946	-	-	22,656	-	-
LANCASTER CSD	9,442	-	-	2,361	-	-
FRONTIER CSD	9,759	-	-	7,319	-	-
-	-	-	-	-	-	-
-	-	-	-	-	-	-
-	-	-	-	-	-	-
-	-	-	-	-	-	-
-	-	-	-	-	-	-
-	-	-	-	-	-	-
-	-	-	-	-	-	-
-	-	-	-	-	-	-
ALL OTHER School Districts: (Weighted Avg)	-	-	-	-	-	-
TOTAL Per Pupil Revenue (Weighted Average Per Pupil Funding)	12,925	-	-	2,842,086	-	-
Special Education Revenue			-	117,497		-
Grants						
Stimulus			-			-
DYCD (Department of Youth and Community Development)			-			-
Other			-	5,500		-
NYC DoE Rental Assistance						
Other			-			-
TOTAL REVENUE FROM STATE SOURCES		-	-	2,965,083	-	-
REVENUE FROM FEDERAL FUNDING						
IDEA Special Needs			-			-
Title I			-	102,000		-
Title Funding - Other			-			-
School Food Service (Free Lunch)			-	205,000		-
Grants						

Total Revenue	-	-	3,309,891	-	-
Total Expenses	-	-	3,395,376	-	-
Net Income	-	-	(85,485)	-	-
Actual Student Enrollment	-	-	880	-	-
	Quarter - 1/1 - 3/31		4th Quarter - 4/1 - 6/30		
	Revised Budget	Variance	Original Budget	Revised Budget	Variance
Charter School Program (CSP) Planning & Implementation		-			-
Other		-			-
Other		-			-
TOTAL REVENUE FROM FEDERAL SOURCES	-	-	307,000	-	-
LOCAL and OTHER REVENUE					
Contributions and Donations		-			-
Fundraising		-			-
Erate Reimbursement		-	24,108		-
Earnings on Investments		-			-
Interest Income		-			-
Food Service (Income from meals)		-	6,000		-
Text Book		-			-
OTHER		-	<u>7,700</u>		-
TOTAL REVENUE FROM LOCAL and OTHER SOURCES	-	-	37,808	-	-
TOTAL REVENUE	-	-	<u>3,309,891</u>	-	-

Total Revenue			-	-	3,309,891	-	-
Total Expenses			-	-	3,395,376	-	-
Net Income			-	-	(85,485)	-	-
Actual Student Enrollment			-	-	880	-	-
			Quarter - 1/1 - 3/31		4th Quarter - 4/1 - 6/30		
			Revised Budget	Variance	Original Budget	Revised Budget	Variance
EXPENSES							
ADMINISTRATIVE STAFF PERSONNEL COSTS		Avg. No. of Positions					
Executive Management	-	-		-			-
Instructional Management	4.00	-		-	84,434		-
Deans, Directors & Coordinators	5.00	-		-	86,943		-
CFO / Director of Finance	-	-		-			-
Operation / Business Manager	-	-		-			-
Administrative Staff	11.00	-		-	155,000		-
TOTAL ADMINISTRATIVE STAFF	20.00	-	-	-	326,377	-	-
INSTRUCTIONAL PERSONNEL COSTS							
Teachers - Regular	46.00	-		-	708,435		-
Teachers - SPED	11.00	-		-	154,874		-
Substitute Teachers	3.50	-		-	30,500		-
Teaching Assistants	7.00	-		-	50,000		-
Specialty Teachers	11.00	-		-	159,947		-
Aides	-	-		-			-
Therapists & Counselors	4.00	-		-	52,291		-
Other	-	-		-			-
TOTAL INSTRUCTIONAL	82.50	-	-	-	1,156,047	-	-
NON-INSTRUCTIONAL PERSONNEL COSTS							
Nurse	2.00	-		-	32,815		-
Librarian	-	-		-			-
Custodian	11.00	-		-	94,799		-
Security	-	-		-			-
Other	-	-		-			-
TOTAL NON-INSTRUCTIONAL	13.00	-	-	-	127,614	-	-
SUBTOTAL PERSONNEL SERVICE COSTS		115.50	-	-	1,610,038	-	-
PAYROLL TAXES AND BENEFITS							
Payroll Taxes		-		-	131,279		-
Fringe / Employee Benefits		-		-	351,533		-

Total Revenue		-	-	3,309,891	-	-
Total Expenses		-	-	3,395,376	-	-
Net Income		-	-	(85,485)	-	-
Actual Student Enrollment		-	-	880	-	-
		Quarter - 1/1 - 3/31		4th Quarter - 4/1 - 6/30		
		Revised Budget	Variance	Original Budget	Revised Budget	Variance
Retirement / Pension			-	<u>146,483</u>		-
TOTAL PAYROLL TAXES AND BENEFITS		-	-	629,295	-	-
TOTAL PERSONNEL SERVICE COSTS		-	-	2,239,333	-	-
CONTRACTED SERVICES			-	5,500		-
Accounting / Audit			-	18,750		-
Legal			-			-
Management Company Fee			-			-
Nurse Services			-			-
Food Service / School Lunch			-	203,875		-
Payroll Services			-	2,372		-
Special Ed Services			-	123,400		-
Titlement Services (i.e. Title I)			-			-
Other Purchased / Professional / Consulting			-	<u>39,797</u>		-
TOTAL CONTRACTED SERVICES		-	-	393,694	-	-

Total Revenue	-	-	3,309,891	-	-
Total Expenses	-	-	3,395,376	-	-
Net Income	-	-	(85,485)	-	-
Actual Student Enrollment	-	-	880	-	-
	Quarter - 1/1 - 3/31		4th Quarter - 4/1 - 6/30		
	Revised Budget	Variance	Original Budget	Revised Budget	Variance
SCHOOL OPERATIONS					
Board Expenses		-	1,875		-
Classroom / Teaching Supplies & Materials		-	3,000		-
Special Ed Supplies & Materials		-	50		-
Textbooks / Workbooks		-	-		-
Supplies & Materials other		-	1,700		-
Equipment / Furniture		-	1,000		-
Telephone		-	9,868		-
Technology		-	29,143		-
Student Testing & Assessment		-	1,500		-
Field Trips		-	21,300		-
Transportation (student)		-	55,500		-
Student Services - other		-	10,150		-
Office Expense		-	26,628		-
Staff Development		-	3,000		-
Staff Recruitment		-			-
Student Recruitment / Marketing		-			-
School Meals / Lunch		-			-
Travel (Staff)		-			-
Fundraising		-			-
Other		-	-		-
TOTAL SCHOOL OPERATIONS	-	-	164,714	-	-
FACILITY OPERATION & MAINTENANCE					
Insurance		-	23,306		-
Janitorial		-	9,300		-
Building and Land Rent / Lease / Facility Finance Interest		-	200,186		-
Repairs & Maintenance		-	32,137		-
Equipment / Furniture		-			-
Security		-	4,003		-
Utilities		-	24,700		-
TOTAL FACILITY OPERATION & MAINTENANCE	-	-	293,632	-	-
DEPRECIATION & AMORTIZATION		-	304,003		-
RESERVES / CONTINGENCY		-			-

Total Revenue	-	-	3,309,891	-	-
Total Expenses	-	-	3,395,376	-	-
Net Income	-	-	(85,485)	-	-
Actual Student Enrollment	-	-	880	-	-
	Quarter - 1/1 - 3/31		4th Quarter - 4/1 - 6/30		
	Revised Budget - 1/1 - 3/31		Original Budget	Revised Budget	Variance
TOTAL EXPENSES	-	-	3,395,376	-	-
NET INCOME	-	-	(85,485)	-	-

Total Revenue	-	-	3,309,891	-	-
Total Expenses	-	-	3,395,376	-	-
Net Income	Quarter - 1/1 - 3/31		(85,485)	-	-
Actual Student Enrollment	-	-	880	-	-
	Quarter - 1/1 - 3/31		4th Quarter - 4/1 - 6/30		
	Revised Budget	Variance	Original Budget	Revised Budget	Variance
ENROLLMENT - *School Districts Are Linked To Above Entries*					
Number of Districts:	-	-	8	-	-
BUFFALO CITY SD	-	-	791	-	-
LACKAWANNA CITY SD	-	-	49	-	-
WEST SENECA CSD	-	-	20	-	-
KENMORE-TONAWANDA UFSD	-	-	3	-	-
CHEEKTOWAGA CSD	-	-	6	-	-
CHEEKTOWAGA-SLOAN UFSD	-	-	7	-	-
LANCASTER CSD	-	-	1	-	-
FRONTIER CSD	-	-	3	-	-
-	-	-	-	-	-
-	-	-	-	-	-
-	-	-	-	-	-
-	-	-	-	-	-
-	-	-	-	-	-
-	-	-	-	-	-
-	-	-	-	-	-
ALL OTHER School Districts: (Weighted Avg)	-	-	-	-	-
TOTAL ENROLLMENT	=	=	880	=	=
REVENUE PER PUPIL	=	=	3,763	=	=
EXPENSES PER PUPIL	-	-	3,860	-	-

SOUTH BUFFALO CHARTER SCHOOL
Budget / Operating Plan

2017-18

Total Revenue	13,176,254	13,176,254	-	13,176,254	13,176,254
Total Expenses	12,846,175	12,846,175	-	(12,846,175)	(12,846,175)
Net Income	330,079	330,079	-	330,079	330,079
Actual Student Enrollment					

Total Year			VARIANCE	
Original Budget	Revised Budget	Variance	Original Budget vs. PY Budget	Revised Budget vs. PY Budget

DESCRIPTION OF ASSUMPTIONS

REVENUE

REVENUES FROM STATE SOURCES

2017-18

Per Pupil Revenue

Per Pupil Rate

BUFFALO CITY SD	13,005
LACKAWANNA CITY SD	12,969
WEST SENECA CSD	11,179
KENMORE-TONAWANDA UFSD	10,477
CHEEKTOWAGA CSD	11,235
CHEEKTOWAGA-SLOAN UFSD	12,946
LANCASTER CSD	9,442
FRONTIER CSD	9,759

10,281,103	10,281,103	-	10,281,103	10,281,103
635,481	635,481	-	635,481	635,481
223,580	223,580	-	223,580	223,580
31,431	31,431	-	31,431	31,431
67,410	67,410	-	67,410	67,410
90,622	90,622	-	90,622	90,622
9,442	9,442	-	9,442	9,442
29,277	29,277	-	29,277	29,277

-	-
-	-
-	-
-	-
-	-
-	-
-	-
-	-
-	-

-	-	-	-	-
-	-	-	-	-
-	-	-	-	-
-	-	-	-	-
-	-	-	-	-
-	-	-	-	-
-	-	-	-	-
-	-	-	-	-
-	-	-	-	-

ALL OTHER School Districts: (Weighted Avg)

TOTAL Per Pupil Revenue (Weighted Average Per Pupil Funding)	12,925
--	--------

11,368,346	11,368,346	-	11,368,346	11,368,346
------------	------------	---	------------	------------

Special Education Revenue

470,000	470,000	-	470,000	470,000
---------	---------	---	---------	---------

Grants

Stimulus	-
DYCD (Department of Youth and Community Development)	-
Other	20,300

-	-	-	-	-
-	-	-	-	-
20,300	20,300	-	20,300	20,300

NYC DoE Rental Assistance

-	-	-	-	-
---	---	---	---	---

Other

-	-	-	-	-
---	---	---	---	---

TOTAL REVENUE FROM STATE SOURCES

11,858,646	11,858,646	-	11,858,646	11,858,646
------------	------------	---	------------	------------

REVENUE FROM FEDERAL FUNDING

IDEA Special Needs
Title I
Title Funding - Other
School Food Service (Free Lunch)
Grants

120,000	120,000	-	120,000	120,000
408,000	408,000	-	408,000	408,000
-	-	-	-	-
735,000	735,000	-	735,000	735,000

SOUTH BUFFALO CHARTER SCHOOL					
Budget / Operating Plan					
2017-18					
Total Revenue	13,176,254	13,176,254	-	13,176,254	13,176,254
Total Expenses	12,846,175	12,846,175	-	(12,846,175)	(12,846,175)
Net Income	330,079	330,079	-	330,079	330,079
Actual Student Enrollment					
	Total Year			VARIANCE	
	Original Budget	Revised Budget	Variance	Original Budget vs. PY Budget	Revised Budget vs. PY Budget
Charter School Program (CSP) Planning & Implementation	-	-	-	-	-
Other	-	-	-	-	-
Other	-	-	-	-	-
TOTAL REVENUE FROM FEDERAL SOURCES	1,263,000	1,263,000	-	1,263,000	1,263,000
LOCAL and OTHER REVENUE					
Contributions and Donations	-	-	-	-	-
Fundraising	-	-	-	-	-
Erate Reimbursement	24,108	24,108	-	24,108	24,108
Earnings on Investments	-	-	-	-	-
Interest Income	-	-	-	-	-
Food Service (Income from meals)	20,700	20,700	-	20,700	20,700
Text Book	-	-	-	-	-
OTHER	9,800	9,800	-	9,800	9,800
TOTAL REVENUE FROM LOCAL and OTHER SOURCES	54,608	54,608	-	54,608	54,608
TOTAL REVENUE	13,176,254	13,176,254	-	13,176,254	13,176,254

DESCRIPTION OF ASSUMPTIONS

			SOUTH BUFFALO CHARTER SCHOOL				
			Budget / Operating Plan				
			2017-18				
Total Revenue			13,176,254	13,176,254	-	13,176,254	13,176,254
Total Expenses			12,846,175	12,846,175	-	(12,846,175)	(12,846,175)
Net Income			330,079	330,079	-	330,079	330,079
Actual Student Enrollment							
			Total Year			VARIANCE	
			Original Budget	Revised Budget	Variance	Original Budget vs. PY Budget	Revised Budget vs. PY Budget
			DESCRIPTION OF ASSUMPTIONS				
EXPENSES							
ADMINISTRATIVE STAFF PERSONNEL COSTS			Avg. No. of Positions				
Executive Management	-		-	-	-	-	-
Instructional Management	4.00		337,748	337,748	-	(337,748)	(337,748)
Deans, Directors & Coordinators	5.00		347,736	347,736	-	(347,736)	(347,736)
CFO / Director of Finance	-		-	-	-	-	-
Operation / Business Manager	-		-	-	-	-	-
Administrative Staff	11.00		620,012	620,012	-	(620,012)	(620,012)
TOTAL ADMINISTRATIVE STAFF	20.00		1,305,496	1,305,496	-	(1,305,496)	(1,305,496)
INSTRUCTIONAL PERSONNEL COSTS							
Teachers - Regular	46.00		2,433,495	2,433,495	-	(2,433,495)	(2,433,495)
Teachers - SPED	11.00		542,054	542,054	-	(542,054)	(542,054)
Substitute Teachers	3.50		102,600	102,600	-	(102,600)	(102,600)
Teaching Assistants	7.00		175,000	175,000	-	(175,000)	(175,000)
Specialty Teachers	11.00		559,832	559,832	-	(559,832)	(559,832)
Aides	-		-	-	-	-	-
Therapists & Counselors	4.00		183,016	183,016	-	(183,016)	(183,016)
Other	-		-	-	-	-	-
TOTAL INSTRUCTIONAL	82.50		3,995,997	3,995,997	-	(3,995,997)	(3,995,997)
NON-INSTRUCTIONAL PERSONNEL COSTS							
Nurse	2.00		114,865	114,865	-	(114,865)	(114,865)
Librarian	-		-	-	-	-	-
Custodian	11.00		379,190	379,190	-	(379,190)	(379,190)
Security	-		-	-	-	-	-
Other	-		-	-	-	-	-
TOTAL NON-INSTRUCTIONAL	13.00		494,055	494,055	-	(494,055)	(494,055)
SUBTOTAL PERSONNEL SERVICE COSTS			115.50	5,795,548	5,795,548	-	(5,795,548)
PAYROLL TAXES AND BENEFITS							
Payroll Taxes			459,354	459,354	-	(459,354)	(459,354)
Fringe / Employee Benefits			1,376,492	1,376,492	-	(1,376,492)	(1,376,492)

SOUTH BUFFALO CHARTER SCHOOL
Budget / Operating Plan
2017-18

Total Revenue	13,176,254	13,176,254	-	13,176,254	13,176,254
Total Expenses	12,846,175	12,846,175	-	(12,846,175)	(12,846,175)
Net Income	330,079	330,079	-	330,079	330,079
Actual Student Enrollment					
	Total Year			VARIANCE	
	Original Budget	Revised Budget	Variance	Original Budget vs. PY Budget	Revised Budget vs. PY Budget
Retirement / Pension	540,681	540,681	-	(540,681)	(540,681)
TOTAL PAYROLL TAXES AND BENEFITS	2,376,527	2,376,527	-	(2,376,527)	(2,376,527)
TOTAL PERSONNEL SERVICE COSTS	8,172,075	8,172,075	-	(8,172,075)	(8,172,075)
CONTRACTED SERVICES					
Accounting / Audit	45,000	45,000	-	(45,000)	(45,000)
Legal	75,000	75,000	-	(75,000)	(75,000)
Management Company Fee	-	-	-	-	-
Nurse Services	-	-	-	-	-
Food Service / School Lunch	733,000	733,000	-	(733,000)	(733,000)
Payroll Services	9,500	9,500	-	(9,500)	(9,500)
Special Ed Services	420,000	420,000	-	(420,000)	(420,000)
Titlement Services (i.e. Title I)	-	-	-	-	-
Other Purchased / Professional / Consulting	161,000	161,000	-	(161,000)	(161,000)
TOTAL CONTRACTED SERVICES	1,443,500	1,443,500	-	(1,443,500)	(1,443,500)

DESCRIPTION OF ASSUMPTIONS

SOUTH BUFFALO CHARTER SCHOOL
Budget / Operating Plan

2017-18

Total Revenue	13,176,254	13,176,254	-	13,176,254	13,176,254
Total Expenses	12,846,175	12,846,175	-	(12,846,175)	(12,846,175)
Net Income	330,079	330,079	-	330,079	330,079
Actual Student Enrollment					

Total Year

VARIANCE

Original Budget	Revised Budget	Variance	Original Budget vs. PY Budget	Revised Budget vs. PY Budget
----------------------------	---------------------------	-----------------	--	---

DESCRIPTION OF ASSUMPTIONS

SCHOOL OPERATIONS

Board Expenses	3,000	3,000	-	(3,000)	(3,000)
Classroom / Teaching Supplies & Materials	36,000	36,000	-	(36,000)	(36,000)
Special Ed Supplies & Materials	1,000	1,000	-	(1,000)	(1,000)
Textbooks / Workbooks	40,000	40,000	-	(40,000)	(40,000)
Supplies & Materials other	118,800	118,800	-	(118,800)	(118,800)
Equipment / Furniture	17,500	17,500	-	(17,500)	(17,500)
Telephone	39,000	39,000	-	(39,000)	(39,000)
Technology	130,000	130,000	-	(130,000)	(130,000)
Student Testing & Assessment	30,500	30,500	-	(30,500)	(30,500)
Field Trips	24,000	24,000	-	(24,000)	(24,000)
Transportation (student)	175,000	175,000	-	(175,000)	(175,000)
Student Services - other	26,000	26,000	-	(26,000)	(26,000)
Office Expense	103,000	103,000	-	(103,000)	(103,000)
Staff Development	50,000	50,000	-	(50,000)	(50,000)
Staff Recruitment	-	-	-	-	-
Student Recruitment / Marketing	-	-	-	-	-
School Meals / Lunch	-	-	-	-	-
Travel (Staff)	-	-	-	-	-
Fundraising	-	-	-	-	-
Other	19,500	19,500	-	(19,500)	(19,500)
TOTAL SCHOOL OPERATIONS	813,300	813,300	-	(813,300)	(813,300)

FACILITY OPERATION & MAINTENANCE

Insurance	93,200	93,200	-	(93,200)	(93,200)
Janitorial	40,000	40,000	-	(40,000)	(40,000)
Building and Land Rent / Lease / Facility Finance Interest	805,000	805,000	-	(805,000)	(805,000)
Repairs & Maintenance	128,500	128,500	-	(128,500)	(128,500)
Equipment / Furniture	-	-	-	-	-
Security	17,000	17,000	-	(17,000)	(17,000)
Utilities	117,600	117,600	-	(117,600)	(117,600)
TOTAL FACILITY OPERATION & MAINTENANCE	1,201,300	1,201,300	-	(1,201,300)	(1,201,300)

DEPRECIATION & AMORTIZATION

RESERVES / CONTINGENCY	1,216,000	1,216,000	-	(1,216,000)	(1,216,000)
-------------------------------	-----------	-----------	---	-------------	-------------

		SOUTH BUFFALO CHARTER SCHOOL				
		Budget / Operating Plan				
		2017-18				
Total Revenue	13,176,254	13,176,254	-	13,176,254	13,176,254	
Total Expenses	12,846,175	12,846,175	-	(12,846,175)	(12,846,175)	
Net Income	330,079	330,079	-	330,079	330,079	
Actual Student Enrollment						
		Total Year			VARIANCE	
		Original Budget	Revised Budget	Variance	Original Budget vs. PY Budget	Revised Budget vs. PY Budget
TOTAL EXPENSES	12,846,175	12,846,175	-		(12,846,175)	(12,846,175)
NET INCOME	330,079	330,079	-		330,079	330,079

DESCRIPTION OF ASSUMPTIONS

		SOUTH BUFFALO CHARTER SCHOOL					DESCRIPTION OF ASSUMPTIONS
		Budget / Operating Plan			2017-18		
Total Revenue		13,176,254	13,176,254	-	13,176,254	13,176,254	
Total Expenses		12,846,175	12,846,175	-	(12,846,175)	(12,846,175)	
Net Income		330,079	330,079	-	330,079	330,079	
Actual Student Enrollment							
		Total Year			VARIANCE		
		Original Budget	Revised Budget	Variance	Original Budget vs. PY Budget	Revised Budget vs. PY Budget	
ENROLLMENT - *School Districts Are Linked To Above Entries*							
Number of Districts:							
BUFFALO CITY SD							
LACKAWANNA CITY SD							
WEST SENECA CSD							
KENMORE-TONAWANDA UFSD							
CHEEKTOWAGA CSD							
CHEEKTOWAGA-SLOAN UFSD							
LANCASTER CSD							
FRONTIER CSD							
-							
-							
-							
-							
-							
-							
-							
ALL OTHER School Districts: (Weighted Avg)							
TOTAL ENROLLMENT							
REVENUE PER PUPIL							
EXPENSES PER PUPIL							

**SOUTH BUFFALO CHARTER SCHOOL
BALANCE SHEET
2017-18**

	<u>Prior Year</u>	Q1	Q2	Q3	Q4
	<u>2016-17</u>	<u>As of 9/30</u>	<u>As of 12/31</u>	<u>As of 3/31</u>	<u>As of 6/30</u>
<u>ASSETS</u>					
<u>CURRENT ASSETS</u>					
Cash and cash equivalents	-	-	-	-	-
Grants and contracts receivable	-	-	-	-	-
Accounts receivables	-	-	-	-	-
Prepaid Expenses	-	-	-	-	-
Contributions and other receivables	-	-	-	-	-
TOTAL CURRENT ASSETS	-	-	-	-	-
<u>PROPERTY, BUILDING AND EQUIPMENT, net</u>	-	-	-	-	-
<u>OTHER ASSETS</u>	-	-	-	-	-
TOTAL ASSETS	-	-	-	-	-
<u>LIABILITIES AND NET ASSETS</u>					
<u>CURRENT LIABILITIES</u>					
Accounts payable and accrued expenses	-	-	-	-	-
Accrued payroll and benefits	-	-	-	-	-
Deferred Revenue	-	-	-	-	-
Current maturities of long-term debt	-	-	-	-	-
Short Term Debt - Bonds, Notes Payable	-	-	-	-	-
Other	-	-	-	-	-
TOTAL CURRENT LIABILITIES	-	-	-	-	-
<u>LONG-TERM DEBT and NOTES PAYABLE, net current maturities</u>	-	-	-	-	-
TOTAL LIABILITIES	-	-	-	-	-
<u>NET ASSETS</u>					
Unrestricted	-	-	-	-	-
Temporarily restricted	-	-	-	-	-
TOTAL NET ASSETS	-	-	-	-	-
TOTAL LIABILITIES AND NET ASSETS	-	-	-	-	-

SOUTH BUFFALO CHARTER SCHOOL DISTRICT
Budget / Operating Plan

2017-18

Total Revenue	-	3,165,987	-	-	3,412,737	-	-
Total Expenses	-	2,727,489	-	-	3,386,689	-	-
Net Income	-	438,498	-	-	26,048	-	-
Actual Student Enrollment	-	880	-	-	880	-	-

*NOTE: Enrollment, Revenue and Expenditure Data IN the 'Total and Variance Analysis' Section is Based on LAST ACTUAL Quarter Completed	1st Quarter - 7/1 - 9/30			2nd Quarter - 10/1 - 12/31			3rd Quarter
	Actual	Current Budget	Variance	Actual	Current Budget	Variance	Actual

REVENUE

REVENUES FROM STATE SOURCES

Per Pupil Revenue

CY Per Pupil Rate

BUFFALO CITY SD	13,005	2,570,276	-	2,570,276	-	
LACKAWANNA CITY SD	12,969	158,870	-	158,870	-	
WEST SENECA CSD	11,179	55,895	-	55,895	-	
KENMORE-TONAWANDA UFSD	10,477	7,858	-	7,858	-	
CHEEKTOWAGA CSD	11,235	16,853	-	16,853	-	
CHEEKTOWAGA-SLOAN UFSD	12,946	22,656	-	22,656	-	
LANCASTER CSD	9,442	2,361	-	2,361	-	
FRONTIER CSD	9,759	7,319	-	7,319	-	
-	-	-	-	-	-	
-	-	-	-	-	-	
-	-	-	-	-	-	
-	-	-	-	-	-	
-	-	-	-	-	-	
-	-	-	-	-	-	
-	-	-	-	-	-	
-	-	-	-	-	-	
ALL OTHER School Districts: (Count = 0)	-	-	-	-	-	
TOTAL Per Pupil Revenue (Weighted Average Per Pupil Funding)	12,925	-	2,842,086	-	2,842,086	-
Special Education Revenue		117,501	-	117,501	-	

Grants						
Stimulus		-	-	-	-	
DYCD (Department of Youth and Community Development)		-	-	-	-	
Other		2,800	-	6,200	-	
NYC DoE Rental Assistance		-	-	-	-	
Other		-	-	-	-	
TOTAL REVENUE FROM STATE SOURCES		-	2,962,387	-	2,965,787	-

REVENUE FROM FEDERAL FUNDING

IDEA Special Needs		-	-	120,000	-	
Title I		102,000	-	102,000	-	
Title Funding - Other		-	-	-	-	
School Food Service (Free Lunch)		99,000	-	218,000	-	
Grants						
Charter School Program (CSP) Planning & Implementation		-	-	-	-	
Other		-	-	-	-	

SOUTH BUFFALO CHARTER SCHOOL DISTRICT
Budget / Operating Plan

2017-18

Total Revenue	-	3,165,987	-	-	3,412,737	-	-
Total Expenses	-	2,727,489	-	-	3,386,689	-	-
Net Income	-	438,498	-	-	26,048	-	-
Actual Student Enrollment	-	880	-	-	880	-	-

*NOTE: Enrollment, Revenue and Expenditure Data IN the 'Total and Variance Analysis' Section is Based on LAST ACTUAL Quarter Completed	1st Quarter - 7/1 - 9/30			2nd Quarter - 10/1 - 12/31			3rd Quarter - 10/1 - 12/31
	Actual	Current Budget	Variance	Actual	Current Budget	Variance	Actual
Other		-	-		-	-	
TOTAL REVENUE FROM FEDERAL SOURCES	-	201,000	-	-	440,000	-	-
LOCAL and OTHER REVENUE							
Contributions and Donations		-	-		-	-	
Fundraising		-	-		-	-	
Erate Reimbursement		-	-		-	-	
Earnings on Investments		-	-		-	-	
Interest Income		-	-		-	-	
Food Service (Income from meals)		2,600	-		6,300	-	
Text Book		-	-		-	-	
OTHER		-	-		650	-	
TOTAL REVENUE FROM LOCAL and OTHER SOURCES	-	2,600	-	-	6,950	-	-
TOTAL REVENUE	-	3,165,987	-	-	3,412,737	-	-

2017-18

Total Revenue	-	3,165,987	-	-	3,412,737	-	-
Total Expenses	-	2,727,489	-	-	3,386,689	-	-
Net Income	-	438,498	-	-	26,048	-	-
Actual Student Enrollment	-	880	-	-	880	-	-

*NOTE: Enrollment, Revenue and Expenditure Data IN the 'Total and Variance Analysis' Section is Based on LAST ACTUAL Quarter Completed

EXPENSES

Quarter 0

No. of Positions

ADMINISTRATIVE STAFF PERSONNEL COSTS

Executive Management	-	-	-	-	-	-	-
Instructional Management	-	84,438	-	-	84,438	-	-
Deans, Directors & Coordinators	-	86,931	-	-	86,931	-	-
CFO / Director of Finance	-	-	-	-	-	-	-
Operation / Business Manager	-	-	-	-	-	-	-
Administrative Staff	-	155,004	-	-	155,004	-	-
TOTAL ADMINISTRATIVE STAFF	-	326,373	-	-	326,373	-	-

INSTRUCTIONAL PERSONNEL COSTS

Teachers - Regular	-	368,212	-	-	678,424	-	-
Teachers - SPED	-	77,436	-	-	154,872	-	-
Substitute Teachers	-	9,000	-	-	31,500	-	-
Teaching Assistants	-	25,000	-	-	50,000	-	-
Specialty Teachers	-	79,977	-	-	159,954	-	-
Aides	-	-	-	-	-	-	-
Therapists & Counselors	-	26,145	-	-	52,290	-	-
Other	-	-	-	-	-	-	-
TOTAL INSTRUCTIONAL	-	585,770	-	-	1,127,040	-	-

NON-INSTRUCTIONAL PERSONNEL COSTS

Nurse	-	16,410	-	-	32,820	-	-
Librarian	-	-	-	-	-	-	-
Custodian	-	94,797	-	-	94,797	-	-
Security	-	-	-	-	-	-	-
Other	-	-	-	-	-	-	-
TOTAL NON-INSTRUCTIONAL	-	111,207	-	-	127,617	-	-

SUBTOTAL PERSONNEL SERVICE COSTS

-	-	1,023,350	-	-	1,581,030	-	-
---	---	-----------	---	---	-----------	---	---

PAYROLL TAXES AND BENEFITS

Payroll Taxes	-	78,287	-	-	125,082	-	-
Fringe / Employee Benefits	-	340,542	-	-	343,875	-	-
Retirement / Pension	-	101,230	-	-	146,484	-	-
TOTAL PAYROLL TAXES AND BENEFITS	-	520,059	-	-	615,441	-	-

TOTAL PERSONNEL SERVICE COSTS

-	-	1,543,409	-	-	2,196,471	-	-
---	---	-----------	---	---	-----------	---	---

SOUTH BUFFALO CHARTER SCHOOL DISTRICT
Budget / Operating Plan

2017-18

Total Revenue	-	3,165,987	-	-	3,412,737	-	-
Total Expenses	-	2,727,489	-	-	3,386,689	-	-
Net Income	-	438,498	-	-	26,048	-	-
Actual Student Enrollment	-	880	-	-	880	-	-

*NOTE: Enrollment, Revenue and Expenditure Data IN the 'Total and Variance Analysis' Section is Based on LAST ACTUAL Quarter Completed	1st Quarter - 7/1 - 9/30			2nd Quarter - 10/1 - 12/31			3rd Quarter - 1/1 - 3/31
	Actual	Current Budget	Variance	Actual	Current Budget	Variance	Actual
CONTRACTED SERVICES							
Accounting / Audit		20,500	-		8,500	-	
Legal		18,750	-		18,750	-	
Management Company Fee		-	-		-	-	
Nurse Services		-	-		-	-	
Food Service / School Lunch		101,184	-		216,519	-	
Payroll Services		2,376	-		2,376	-	
Special Ed Services		54,500	-		118,700	-	
Titlement Services (i.e. Title I)		-	-		-	-	
Other Purchased / Professional / Consulting		<u>36,851</u>	-		<u>40,551</u>	-	
TOTAL CONTRACTED SERVICES	-	234,161	-	-	405,396	-	-

2017-18

Total Revenue	-	3,165,987	-	-	3,412,737	-	-
Total Expenses	-	2,727,489	-	-	3,386,689	-	-
Net Income	-	438,498	-	-	26,048	-	-
Actual Student Enrollment	-	880	-	-	880	-	-

*NOTE: Enrollment, Revenue and Expenditure Data IN the 'Total and Variance Analysis' Section is Based on LAST ACTUAL Quarter Completed	1st Quarter - 7/1 - 9/30			2nd Quarter - 10/1 - 12/31			3rd Quarter
	Actual	Current Budget	Variance	Actual	Current Budget	Variance	Actual
SCHOOL OPERATIONS							
Board Expenses		375	-		375	-	
Classroom / Teaching Supplies & Materials		27,000	-		3,000	-	
Special Ed Supplies & Materials		750	-		150	-	
Textbooks / Workbooks		23,500	-		16,500	-	
Supplies & Materials other		101,350	-		13,450	-	
Equipment / Furniture		12,500	-		1,500	-	
Telephone		9,519	-		9,749	-	
Technology		34,944	-		41,558	-	
Student Testing & Assessment		5,000	-		20,000	-	
Field Trips		-	-		2,500	-	
Transportation (student)		48,950	-		34,350	-	
Student Services - other		3,450	-		6,250	-	
Office Expense		20,824	-		28,524	-	
Staff Development		41,000	-		3,000	-	
Staff Recruitment		-	-		-	-	
Student Recruitment / Marketing		-	-		-	-	
School Meals / Lunch		-	-		-	-	
Travel (Staff)		-	-		-	-	
Fundraising		-	-		-	-	
Other		15,700	-		300	-	
TOTAL SCHOOL OPERATIONS	-	344,862	-	-	181,206	-	-
FACILITY OPERATION & MAINTENANCE							
Insurance		23,298	-		23,298	-	
Janitorial		12,100	-		9,300	-	
Building and Land Rent / Lease / Facility Finance Interest		204,690	-		201,599	-	
Repairs & Maintenance		32,121	-		32,121	-	
Equipment / Furniture		-	-		-	-	
Security		4,999	-		3,999	-	
Utilities		23,850	-		29,300	-	
TOTAL FACILITY OPERATION & MAINTENANCE	-	301,058	-	-	299,617	-	-
DEPRECIATION & AMORTIZATION		303,999	-		303,999	-	
RESERVES / CONTINGENCY		-	-		-	-	
TOTAL EXPENSES	-	2,727,489	-	-	3,386,689	-	-

SOUTH BUFFALO CHARTER S
Budget / Operating Plan

2017-18

Total Revenue	-	3,165,987	-	-	3,412,737	-	-
Total Expenses	-	2,727,489	-	-	3,386,689	-	-
Net Income	-	438,498	-	-	26,048	-	-
Actual Student Enrollment	-	880	-	-	880	-	-

*NOTE: Enrollment, Revenue and Expenditure Data IN the 'Total and Variance Analysis' Section is Based on LAST ACTUAL Quarter Completed	1st Quarter - 7/1 - 9/30			2nd Quarter - 10/1 - 12/31			3rd Quarter
	Actual	Current Budget	Variance	Actual	Current Budget	Variance	Actual
NET INCOME	-	438,498	-	-	26,048	-	-

SOUTH BUFFALO CHARTER
Budget / Operating Plan
2017-18

Total Revenue	-	3,165,987	-	-	3,412,737	-	-
Total Expenses	-	2,727,489	-	-	3,386,689	-	-
Net Income	-	438,498	-	-	26,048	-	-
Actual Student Enrollment	-	880	-	-	880	-	-

								3rd C
								3rd C
								3rd C
								3rd C
								3rd C
								3rd C
								3rd C
								3rd C
								3rd C
								3rd C
								3rd C
								3rd C
								3rd C
								3rd C
								3rd C
								3rd C
								3rd C
								3rd C
								3rd C
								3rd C
								3rd C
								3rd C
								3rd C
								3rd C
								3rd C
								3rd C
								3rd C
								3rd C
								3rd C
								3rd C
								3rd C
								3rd C
								3rd C
								3rd C
								3rd C
								3rd C
								3rd C
								3rd C
								3rd C
								3rd C
								3rd C
								3rd C
								3rd C
								3rd C
								3rd C
								3rd C
								3rd C
								3rd C
								3rd C
								3rd C
								3rd C
								3rd C
								3rd C
								3rd C
								3rd C
								3rd C
								3rd C
								3rd C
								3rd C
								3rd C
								3rd C
								3rd C
								3rd C
								3rd C
								3rd C
								3rd C
								3rd C
								3rd C
								3rd C
								3rd C
								3rd C
								3rd C
								3rd C
								3rd C
								3rd C
								3rd C
								3rd C
								3rd C
								3rd C
								3rd C
								3rd C
								3rd C
								3rd C
								3rd C
								3rd C
								3rd C
								3rd C
								3rd C
								3rd C
								3rd C
								3rd C
								3rd C
								3rd C
								3rd C
								3rd C
								3rd C
								3rd C
								3rd C
								3rd C
								3rd C
								3rd C
								3rd C
								3rd C
								3rd C
								3rd C
								3rd C
								3rd C
								3rd C
								3rd C
								3rd C
								3rd C
								3rd C
								3rd C
								3rd C
								3rd C
								3rd C
								3rd C
								3rd C
								3rd C
								3rd C
								3rd C
								3rd C
								3rd C
								3rd C
								3rd C
								3rd C
								3rd C
								3rd C
								3rd C
								3rd C
								3rd C
								3rd C
								3rd C
								3rd C
								3rd C
								3rd C
								3rd C
								3rd C
								3rd C
								3rd C
								3rd C
								3rd C
								3rd C
								3rd C
								3rd C
								3rd C
								3rd C
								3rd C
								3rd C
								3rd C
								3rd C
								3rd C
								3rd C
								3rd C
								3rd C
								3rd C
								3rd C
								3rd C
								3rd C
								3rd C
								3rd C
								3rd C
								3rd C
								3rd C
								3rd C
								3rd C
								3rd C
								3rd C
								3rd C
								3rd C
								3rd C
								3rd C
								3rd C
								3rd C
								3rd C
								3rd C
								3rd C
								3rd C
								3rd C
								3rd C
								3rd C
								3rd C
								3rd C
								3rd C
								3rd C
								3rd C
								3rd C
								3rd C
								3rd C

**SCHOOL
n**

Total Revenue	3,287,637	-	-	3,309,891	-
Total Expenses	3,336,621	-	-	3,395,376	-
Net Income	(48,984)	-	-	(85,485)	-
Actual Student Enrollment	880	-	-	880	-

*NOTE: Enrollment, Revenue and Expenditure Data IN the 'Total and Variance Analysis' Section is Based on LAST ACTUAL Quarter Completed	Quarter - 1/1 - 3/31		4th Quarter - 4/1 - 6/30		
	Current Budget	Variance	Actual	Current Budget	Variance

REVENUE

REVENUES FROM STATE SOURCES

Per Pupil Revenue

CY Per Pupil Rate

BUFFALO CITY SD	13,005	2,570,276	-	2,570,276	-
LACKAWANNA CITY SD	12,969	158,870	-	158,870	-
WEST SENECA CSD	11,179	55,895	-	55,895	-
KENMORE-TONAWANDA UFSD	10,477	7,858	-	7,858	-
CHEEKTOWAGA CSD	11,235	16,853	-	16,853	-
CHEEKTOWAGA-SLOAN UFSD	12,946	22,656	-	22,656	-
LANCASTER CSD	9,442	2,361	-	2,361	-
FRONTIER CSD	9,759	7,319	-	7,319	-
-	-	-	-	-	-
-	-	-	-	-	-
-	-	-	-	-	-
-	-	-	-	-	-
-	-	-	-	-	-
-	-	-	-	-	-
-	-	-	-	-	-
ALL OTHER School Districts: (Count = 0)	-	-	-	-	-
TOTAL Per Pupil Revenue (Weighted Average Per Pupil Funding)	12,925	2,842,086	-	2,842,086	-

Special Education Revenue

117,501	-	117,497	-
---------	---	---------	---

Grants

Stimulus

-	-	-	-
---	---	---	---

DYCD (Department of Youth and Community Development)

-	-	-	-
---	---	---	---

Other

5,800	-	5,500	-
-------	---	-------	---

NYC DoE Rental Assistance

-	-	-	-
---	---	---	---

Other

-	-	-	-
---	---	---	---

TOTAL REVENUE FROM STATE SOURCES

2,965,387	-	2,965,083	-
-----------	---	-----------	---

REVENUE FROM FEDERAL FUNDING

IDEA Special Needs

-	-	-	-
---	---	---	---

Title I

102,000	-	102,000	-
---------	---	---------	---

Title Funding - Other

-	-	-	-
---	---	---	---

School Food Service (Free Lunch)

213,000	-	205,000	-
---------	---	---------	---

Grants

Charter School Program (CSP) Planning & Implementation

-	-	-	-
---	---	---	---

Other

-	-	-	-
---	---	---	---

SCHOOL n					
Total Revenue	3,287,637	-	-	3,309,891	-
Total Expenses	3,336,621	-	-	3,395,376	-
Net Income	(48,984)	-	-	(85,485)	-
Actual Student Enrollment	880	-	-	880	-
		Quarter - 1/1 - 3/31		4th Quarter - 4/1 - 6/30	
*NOTE: Enrollment, Revenue and Expenditure Data IN the 'Total and Variance Analysis' Section is Based on LAST ACTUAL Quarter Completed					
		Current Budget	Variance	Actual	Current Budget Variance
Other		-	-		- -
TOTAL REVENUE FROM FEDERAL SOURCES		315,000	-	-	307,000 -
LOCAL and OTHER REVENUE					
Contributions and Donations		-	-		- -
Fundraising		-	-		- -
Erate Reimbursement		-	-		24,108 -
Earnings on Investments		-	-		- -
Interest Income		-	-		- -
Food Service (Income from meals)		5,800	-		6,000 -
Text Book		-	-		- -
OTHER		1,450	-		7,700 -
TOTAL REVENUE FROM LOCAL and OTHER SOURCES		7,250	-	-	37,808 -
TOTAL REVENUE		3,287,637	-	-	3,309,891 -

SCHOOL n					
Total Revenue	3,287,637	-	-	3,309,891	-
Total Expenses	3,336,621	-	-	3,395,376	-
Net Income	(48,984)	-	-	(85,485)	-
Actual Student Enrollment	880	-	-	880	-
		Quarter - 1/1 - 3/31		4th Quarter - 4/1 - 6/30	
*NOTE: Enrollment, Revenue and Expenditure Data IN the 'Total and Variance Analysis' Section is Based on LAST ACTUAL Quarter Completed		Current Budget	Variance	Actual	Current Budget Variance
EXPENSES	Quarter 0				
ADMINISTRATIVE STAFF PERSONNEL COSTS	No. of Positions				
Executive Management	-	-	-	-	-
Instructional Management	-	84,438	-	84,434	-
Deans, Directors & Coordinators	-	86,931	-	86,943	-
CFO / Director of Finance	-	-	-	-	-
Operation / Business Manager	-	-	-	-	-
Administrative Staff	-	155,004	-	155,000	-
TOTAL ADMINISTRATIVE STAFF	-	326,373	-	-	326,377
INSTRUCTIONAL PERSONNEL COSTS					
Teachers - Regular	-	678,424	-	708,435	-
Teachers - SPED	-	154,872	-	154,874	-
Substitute Teachers	-	31,600	-	30,500	-
Teaching Assistants	-	50,000	-	50,000	-
Specialty Teachers	-	159,954	-	159,947	-
Aides	-	-	-	-	-
Therapists & Counselors	-	52,290	-	52,291	-
Other	-	-	-	-	-
TOTAL INSTRUCTIONAL	-	1,127,140	-	-	1,156,047
NON-INSTRUCTIONAL PERSONNEL COSTS					
Nurse	-	32,820	-	32,815	-
Librarian	-	-	-	-	-
Custodian	-	94,797	-	94,799	-
Security	-	-	-	-	-
Other	-	-	-	-	-
TOTAL NON-INSTRUCTIONAL	-	127,617	-	-	127,614
SUBTOTAL PERSONNEL SERVICE COSTS	-	1,581,130	-	-	1,610,038
PAYROLL TAXES AND BENEFITS					
Payroll Taxes		124,706	-	131,279	-
Fringe / Employee Benefits		340,542	-	351,533	-
Retirement / Pension		146,484	-	146,483	-
TOTAL PAYROLL TAXES AND BENEFITS		611,732	-	-	629,295
TOTAL PERSONNEL SERVICE COSTS	-	2,192,862	-	-	2,239,333

SCHOOL n					
Total Revenue	3,287,637	-	-	3,309,891	-
Total Expenses	3,336,621	-	-	3,395,376	-
Net Income	(48,984)	-	-	(85,485)	-
Actual Student Enrollment	880	-	-	880	-
		Quarter - 1/1 - 3/31		4th Quarter - 4/1 - 6/30	
*NOTE: Enrollment, Revenue and Expenditure Data IN the 'Total and Variance Analysis' Section is Based on LAST ACTUAL Quarter Completed		SCHOOL n			
		Current Budget	Variance	Actual	Current Budget Variance
CONTRACTED SERVICES					
Accounting / Audit	10,500	-		5,500	-
Legal	18,750	-		18,750	-
Management Company Fee	-	-		-	-
Nurse Services	-	-		-	-
Food Service / School Lunch	211,422	-		203,875	-
Payroll Services	2,376	-		2,372	-
Special Ed Services	123,400	-		123,400	-
Titlement Services (i.e. Title I)	-	-		-	-
Other Purchased / Professional / Consulting	43,801	-		39,797	-
TOTAL CONTRACTED SERVICES	410,249	-	-	393,694	-

SCHOOL n					
Total Revenue	3,287,637	-	-	3,309,891	-
Total Expenses	3,336,621	-	-	3,395,376	-
Net Income	(48,984)	-	-	(85,485)	-
Actual Student Enrollment	880	-	-	880	-
		Quarter - 1/1 - 3/31		4th Quarter - 4/1 - 6/30	
*NOTE: Enrollment, Revenue and Expenditure Data IN the 'Total and Variance Analysis' Section is Based on LAST ACTUAL Quarter Completed		Current Budget	Variance	Actual	Current Budget Variance
SCHOOL OPERATIONS					
Board Expenses	375	-		1,875	-
Classroom / Teaching Supplies & Materials	3,000	-		3,000	-
Special Ed Supplies & Materials	50	-		50	-
Textbooks / Workbooks	-	-		-	-
Supplies & Materials other	2,300	-		1,700	-
Equipment / Furniture	2,500	-		1,000	-
Telephone	9,864	-		9,868	-
Technology	24,355	-		29,143	-
Student Testing & Assessment	4,000	-		1,500	-
Field Trips	200	-		21,300	-
Transportation (student)	36,200	-		55,500	-
Student Services - other	6,150	-		10,150	-
Office Expense	27,024	-		26,628	-
Staff Development	3,000	-		3,000	-
Staff Recruitment	-	-		-	-
Student Recruitment / Marketing	-	-		-	-
School Meals / Lunch	-	-		-	-
Travel (Staff)	-	-		-	-
Fundraising	-	-		-	-
Other	3,500	-		-	-
TOTAL SCHOOL OPERATIONS	122,518	-	-	164,714	-
FACILITY OPERATION & MAINTENANCE					
Insurance	23,298	-		23,306	-
Janitorial	9,300	-		9,300	-
Building and Land Rent / Lease / Facility Finance Interest	198,525	-		200,186	-
Repairs & Maintenance	32,121	-		32,137	-
Equipment / Furniture	-	-		-	-
Security	3,999	-		4,003	-
Utilities	39,750	-		24,700	-
TOTAL FACILITY OPERATION & MAINTENANCE	306,993	-	-	293,632	-
DEPRECIATION & AMORTIZATION					
RESERVES / CONTINGENCY	303,999	-		304,003	-
	-	-		-	-
TOTAL EXPENSES	3,336,621	-	-	3,395,376	-

SCHOOL					
SCHOOL					
n					
Total Revenue	3,287,637	-	-	3,309,891	-
Total Expenses	3,336,621	-	-	3,395,376	-
Net Income	(48,984)	-	-	(85,485)	-
Actual Student Enrollment	880	-	-	880	-
*NOTE: Enrollment, Revenue and Expenditure Data IN the 'Total and Variance Analysis' Section is Based on LAST ACTUAL Quarter Completed			Quarter - 1/1 - 3/31		4th Quarter - 4/1 - 6/30
			Quarter - 1/1 - 3/31		
			Current Budget	Variance	Actual Current Budget Variance
NET INCOME	(48,984)	-	-	-	(85,485) -

SCHOOL n					
Total Revenue	3,287,637	-	-	3,309,891	-
Total Expenses	3,336,621	-	-	3,395,376	-
Net Income	(48,984)	-	-	(85,485)	-
Actual Student Enrollment	880	-	-	880	-
Quarter - 1/1 - 3/31					
Quarter - 1/1 - 3/31			4th Quarter - 4/1 - 6/30		
*NOTE: Enrollment, Revenue and Expenditure Data IN the 'Total and Variance Analysis' Section is Based on LAST ACTUAL Quarter Completed					
			Current Budget	Variance	Actual
				Current Budget	Variance
ENROLLMENT - *School Districts Are Linked To Above Entries*					
BUFFALO CITY SD	791	-	-	791	-
LACKAWANNA CITY SD	49	-	-	49	-
WEST SENECA CSD	20	-	-	20	-
KENMORE-TONAWANDA UFSD	3	-	-	3	-
CHEEKTOWAGA CSD	6	-	-	6	-
CHEEKTOWAGA-SLOAN UFSD	7	-	-	7	-
LANCASTER CSD	1	-	-	1	-
FRONTIER CSD	3	-	-	3	-
-	-	-	-	-	-
-	-	-	-	-	-
-	-	-	-	-	-
-	-	-	-	-	-
-	-	-	-	-	-
-	-	-	-	-	-
-	-	-	-	-	-
-	-	-	-	-	-
ALL OTHER School Districts: (Count = 0)	-	-	-	-	-
TOTAL ENROLLMENT	880	-	-	880	-
REVENUE PER PUPIL	3,738	-	-	3,763	-
EXPENSES PER PUPIL	3,794	-	-	3,860	-

				SOUTH BUFFALO CHARTER SCHOOL							
				Budget / Operating Plan							
				2017-18							
Total Revenue				-	-	-	13,176,254	(13,176,254)	-	-	13,176,254
Total Expenses				-	-	-	12,846,175	12,846,175	-	-	12,846,175
Net Income				-	-	-	330,079	(330,079)	-	-	330,079
Actual Student Enrollment				-	-	-			-	-	
*NOTE: Enrollment, Revenue and Expenditure Data IN the 'Total and Variance Analysis' Section is Based on LAST ACTUAL Quarter Completed				TOTALS AND VARIANCE ANALYSIS							
				Actual	Current Budget (Current Quarter)	Actual vs. Current Budget	Current Budget - TY	Actual vs. Current Budget TY	Original Budget (Current Quarter)	Actual vs. Original Budget	Original Budget - TY
REVENUE											
REVENUES FROM STATE SOURCES											
Per Pupil Revenue		CY Per Pupil Rate									
BUFFALO CITY SD		13,005		-	-	-	10,281,103	(10,281,103)	-	-	10,281,103
LACKAWANNA CITY SD		12,969		-	-	-	635,481	(635,481)	-	-	635,481
WEST SENECA CSD		11,179		-	-	-	223,580	(223,580)	-	-	223,580
KENMORE-TONAWANDA UFSD		10,477		-	-	-	31,431	(31,431)	-	-	31,431
CHEEKTOWAGA CSD		11,235		-	-	-	67,410	(67,410)	-	-	67,410
CHEEKTOWAGA-SLOAN UFSD		12,946		-	-	-	90,622	(90,622)	-	-	90,622
LANCASTER CSD		9,442		-	-	-	9,442	(9,442)	-	-	9,442
FRONTIER CSD		9,759		-	-	-	29,277	(29,277)	-	-	29,277
-		-		-	-	-	-	-	-	-	-
-		-		-	-	-	-	-	-	-	-
-		-		-	-	-	-	-	-	-	-
-		-		-	-	-	-	-	-	-	-
-		-		-	-	-	-	-	-	-	-
-		-		-	-	-	-	-	-	-	-
-		-		-	-	-	-	-	-	-	-
-		-		-	-	-	-	-	-	-	-
ALL OTHER School Districts: (Count = 0)		-		-	-	-	-	-	-	-	-
TOTAL Per Pupil Revenue (Weighted Average Per Pupil Funding)		12,925		-	-	-	11,368,346	(11,368,346)	-	-	11,368,346
Special Education Revenue				-	-	-	470,000	(470,000)	-	-	470,000
Grants											
Stimulus				-	-	-	-	-	-	-	-
DYCD (Department of Youth and Community Development)				-	-	-	-	-	-	-	-
Other				-	-	-	20,300	(20,300)	-	-	20,300
NYC DoE Rental Assistance				-	-	-	-	-	-	-	-
Other				-	-	-	-	-	-	-	-
TOTAL REVENUE FROM STATE SOURCES				-	-	-	11,858,646	(11,858,646)	-	-	11,858,646
REVENUE FROM FEDERAL FUNDING											
IDEA Special Needs				-	-	-	120,000	(120,000)	-	-	120,000
Title I				-	-	-	408,000	(408,000)	-	-	408,000
Title Funding - Other				-	-	-	-	-	-	-	-
School Food Service (Free Lunch)				-	-	-	735,000	(735,000)	-	-	735,000
Grants											
Charter School Program (CSP) Planning & Implementation				-	-	-	-	-	-	-	-
Other				-	-	-	-	-	-	-	-

				SOUTH BUFFALO CHARTER SCHOOL Budget / Operating Plan							
				2017-18							
Total Revenue	-	-	-	13,176,254	(13,176,254)	-	-	13,176,254			
Total Expenses	-	-	-	12,846,175	12,846,175	-	-	12,846,175			
Net Income	-	-	-	330,079	(330,079)	-	-	330,079			
Actual Student Enrollment	-	-	-			-	-				
				TOTALS AND VARIANCE ANALYSIS							
*NOTE: Enrollment, Revenue and Expenditure Data IN the 'Total and Variance Analysis' Section is Based on LAST ACTUAL Quarter Completed				Current Budget (Current Quarter)	Actual vs. Current Budget	Current Budget - TY	Actual vs. Current Budget TY	Original Budget (Current Quarter)	Actual vs. Original Budget	Original Budget - TY	
				Actual							
Other	-	-	-	-	-	-	-	-	-	-	
TOTAL REVENUE FROM FEDERAL SOURCES	-	-	-	1,263,000	(1,263,000)	-	-	-	-	1,263,000	
LOCAL and OTHER REVENUE											
Contributions and Donations	-	-	-	-	-	-	-	-	-	-	
Fundraising	-	-	-	-	-	-	-	-	-	-	
Erate Reimbursement	-	-	-	24,108	(24,108)	-	-	-	-	24,108	
Earnings on Investments	-	-	-	-	-	-	-	-	-	-	
Interest Income	-	-	-	-	-	-	-	-	-	-	
Food Service (Income from meals)	-	-	-	20,700	(20,700)	-	-	-	-	20,700	
Text Book	-	-	-	-	-	-	-	-	-	-	
OTHER	-	-	-	9,800	(9,800)	-	-	-	-	9,800	
TOTAL REVENUE FROM LOCAL and OTHER SOURCES	-	-	-	54,608	(54,608)	-	-	-	-	54,608	
TOTAL REVENUE				-	-	-	13,176,254	(13,176,254)	-	-	13,176,254

				SOUTH BUFFALO CHARTER SCHOOL							
				Budget / Operating Plan							
				2017-18							
Total Revenue				-	-	-	13,176,254	(13,176,254)	-	-	13,176,254
Total Expenses				-	-	-	12,846,175	12,846,175	-	-	12,846,175
Net Income				-	-	-	330,079	(330,079)	-	-	330,079
Actual Student Enrollment				-	-	-			-	-	
*NOTE: Enrollment, Revenue and Expenditure Data IN the 'Total and Variance Analysis' Section is Based on LAST ACTUAL Quarter Completed				TOTALS AND VARIANCE ANALYSIS							
				Actual	Current Budget (Current Quarter)	Actual vs. Current Budget	Current Budget - TY	Actual vs. Current Budget TY	Original Budget (Current Quarter)	Actual vs. Original Budget	Original Budget - TY
EXPENSES											
ADMINISTRATIVE STAFF PERSONNEL COSTS				Quarter 0 No. of Positions							
Executive Management				-	-	-	-	-	-	-	-
Instructional Management				-	-	-	337,748	337,748	-	-	337,748
Deans, Directors & Coordinators				-	-	-	347,736	347,736	-	-	347,736
CFO / Director of Finance				-	-	-	-	-	-	-	-
Operation / Business Manager				-	-	-	-	-	-	-	-
Administrative Staff				-	-	-	620,012	620,012	-	-	620,012
TOTAL ADMINISTRATIVE STAFF				-	-	-	1,305,496	1,305,496	-	-	1,305,496
INSTRUCTIONAL PERSONNEL COSTS											
Teachers - Regular				-	-	-	2,433,495	2,433,495	-	-	2,433,495
Teachers - SPED				-	-	-	542,054	542,054	-	-	542,054
Substitute Teachers				-	-	-	102,600	102,600	-	-	102,600
Teaching Assistants				-	-	-	175,000	175,000	-	-	175,000
Specialty Teachers				-	-	-	559,832	559,832	-	-	559,832
Aides				-	-	-	-	-	-	-	-
Therapists & Counselors				-	-	-	183,016	183,016	-	-	183,016
Other				-	-	-	-	-	-	-	-
TOTAL INSTRUCTIONAL				-	-	-	3,995,997	3,995,997	-	-	3,995,997
NON-INSTRUCTIONAL PERSONNEL COSTS											
Nurse				-	-	-	114,865	114,865	-	-	114,865
Librarian				-	-	-	-	-	-	-	-
Custodian				-	-	-	379,190	379,190	-	-	379,190
Security				-	-	-	-	-	-	-	-
Other				-	-	-	-	-	-	-	-
TOTAL NON-INSTRUCTIONAL				-	-	-	494,055	494,055	-	-	494,055
SUBTOTAL PERSONNEL SERVICE COSTS				-	-	-	5,795,548	5,795,548	-	-	5,795,548
PAYROLL TAXES AND BENEFITS											
Payroll Taxes				-	-	-	459,354	459,354	-	-	459,354
Fringe / Employee Benefits				-	-	-	1,376,492	1,376,492	-	-	1,376,492
Retirement / Pension				-	-	-	540,681	540,681	-	-	540,681
TOTAL PAYROLL TAXES AND BENEFITS				-	-	-	2,376,527	2,376,527	-	-	2,376,527
TOTAL PERSONNEL SERVICE COSTS				-	-	-	8,172,075	8,172,075	-	-	8,172,075

				SOUTH BUFFALO CHARTER SCHOOL				
				Budget / Operating Plan				
				2017-18				
Total Revenue	-	-	-	13,176,254	(13,176,254)	-	-	13,176,254
Total Expenses	-	-	-	12,846,175	12,846,175	-	-	12,846,175
Net Income	-	-	-	330,079	(330,079)	-	-	330,079
Actual Student Enrollment	-	-	-			-	-	
				TOTALS AND VARIANCE ANALYSIS				
*NOTE: Enrollment, Revenue and Expenditure Data IN the 'Total and Variance Analysis' Section is Based on LAST ACTUAL Quarter Completed				Current	Actual	Current	Actual	Original
				Budget	vs.	Budget	vs.	Budget
				(Current	Current	Current	(Current	Original
				Quarter)	Budget	Budget - TY	Quarter)	Budget
				Actual				
CONTRACTED SERVICES								
Accounting / Audit	-	-	-	45,000	45,000	-	-	45,000
Legal	-	-	-	75,000	75,000	-	-	75,000
Management Company Fee	-	-	-	-	-	-	-	-
Nurse Services	-	-	-	-	-	-	-	-
Food Service / School Lunch	-	-	-	733,000	733,000	-	-	733,000
Payroll Services	-	-	-	9,500	9,500	-	-	9,500
Special Ed Services	-	-	-	420,000	420,000	-	-	420,000
Titlement Services (i.e. Title I)	-	-	-	-	-	-	-	-
Other Purchased / Professional / Consulting	-	-	-	161,000	161,000	-	-	161,000
TOTAL CONTRACTED SERVICES	-	-	-	1,443,500	1,443,500	-	-	1,443,500

				SOUTH BUFFALO CHARTER SCHOOL				
				Budget / Operating Plan				
				2017-18				
Total Revenue	-	-	-	13,176,254	(13,176,254)	-	-	13,176,254
Total Expenses	-	-	-	12,846,175	12,846,175	-	-	12,846,175
Net Income	-	-	-	330,079	(330,079)	-	-	330,079
Actual Student Enrollment	-	-	-			-	-	
				TOTALS AND VARIANCE ANALYSIS				
*NOTE: Enrollment, Revenue and Expenditure Data IN the 'Total and Variance Analysis' Section is Based on LAST ACTUAL Quarter Completed				Current	Actual		Actual	Original
				Budget	vs.	Current	vs.	Budget
				(Current	Current	Budget - TY	Current	(Current
				Quarter)	Budget		Budget TY	Quarter)
				Actual				Original
								Budget -
SCHOOL OPERATIONS								
Board Expenses	-	-	-	3,000	3,000	-	-	3,000
Classroom / Teaching Supplies & Materials	-	-	-	36,000	36,000	-	-	36,000
Special Ed Supplies & Materials	-	-	-	1,000	1,000	-	-	1,000
Textbooks / Workbooks	-	-	-	40,000	40,000	-	-	40,000
Supplies & Materials other	-	-	-	118,800	118,800	-	-	118,800
Equipment / Furniture	-	-	-	17,500	17,500	-	-	17,500
Telephone	-	-	-	39,000	39,000	-	-	39,000
Technology	-	-	-	130,000	130,000	-	-	130,000
Student Testing & Assessment	-	-	-	30,500	30,500	-	-	30,500
Field Trips	-	-	-	24,000	24,000	-	-	24,000
Transportation (student)	-	-	-	175,000	175,000	-	-	175,000
Student Services - other	-	-	-	26,000	26,000	-	-	26,000
Office Expense	-	-	-	103,000	103,000	-	-	103,000
Staff Development	-	-	-	50,000	50,000	-	-	50,000
Staff Recruitment	-	-	-	-	-	-	-	-
Student Recruitment / Marketing	-	-	-	-	-	-	-	-
School Meals / Lunch	-	-	-	-	-	-	-	-
Travel (Staff)	-	-	-	-	-	-	-	-
Fundraising	-	-	-	-	-	-	-	-
Other	-	-	-	19,500	19,500	-	-	19,500
TOTAL SCHOOL OPERATIONS	-	-	-	813,300	813,300	-	-	813,300
FACILITY OPERATION & MAINTENANCE								
Insurance	-	-	-	93,200	93,200	-	-	93,200
Janitorial	-	-	-	40,000	40,000	-	-	40,000
Building and Land Rent / Lease / Facility Finance Interest	-	-	-	805,000	805,000	-	-	805,000
Repairs & Maintenance	-	-	-	128,500	128,500	-	-	128,500
Equipment / Furniture	-	-	-	-	-	-	-	-
Security	-	-	-	17,000	17,000	-	-	17,000
Utilities	-	-	-	117,600	117,600	-	-	117,600
TOTAL FACILITY OPERATION & MAINTENANCE	-	-	-	1,201,300	1,201,300	-	-	1,201,300
DEPRECIATION & AMORTIZATION				-	-	-	-	-
RESERVES / CONTINGENCY				-	-	-	-	-
TOTAL EXPENSES	-	-	-	12,846,175	12,846,175	-	-	12,846,175

				SOUTH BUFFALO CHARTER SCHOOL				
				Budget / Operating Plan				
				2017-18				
Total Revenue	-	-	-	13,176,254	(13,176,254)	-	-	13,176,254
Total Expenses	-	-	-	12,846,175	12,846,175	-	-	12,846,175
Net Income	-	-	-	330,079	(330,079)	-	-	330,079
Actual Student Enrollment	-	-	-			-	-	
				TOTALS AND VARIANCE ANALYSIS				
*NOTE: Enrollment, Revenue and Expenditure Data IN the 'Total and Variance Analysis' Section is Based on LAST ACTUAL Quarter Completed				Current Budget (Current Quarter)	Actual vs. Current Budget	Current Budget - TY	Actual vs. Current Budget TY	Original Budget vs. Original Budget
				Actual	Current Budget			
NET INCOME	-	-	-	330,079	(330,079)	-	-	330,079

				SOUTH BUFFALO CHARTER SCHOOL Budget / Operating Plan 2017-18				
				2017-18				
Total Revenue	-	-	-	13,176,254	(13,176,254)	-	-	13,176,254
Total Expenses	-	-	-	12,846,175	12,846,175	-	-	12,846,175
Net Income	-	-	-	330,079	(330,079)	-	-	330,079
Actual Student Enrollment	-	-	-			-	-	
				TOTALS AND VARIANCE ANALYSIS				
*NOTE: Enrollment, Revenue and Expenditure Data IN the 'Total and Variance Analysis' Section is Based on LAST ACTUAL Quarter Completed				TOTALS AND VARIANCE ANALYSIS				
				Actual	Current Budget (Current Quarter)	Actual vs. Current Budget	Original Budget (Current Quarter)	Actual vs. Original Budget
ENROLLMENT - *School Districts Are Linked To Above Entries*				* Enrollment Data Based on Last Actual Quarter Completed				
BUFFALO CITY SD				-	-	-	-	-
LACKAWANNA CITY SD				-	-	-	-	-
WEST SENECA CSD				-	-	-	-	-
KENMORE-TONAWANDA UFSD				-	-	-	-	-
CHEEKTOWAGA CSD				-	-	-	-	-
CHEEKTOWAGA-SLOAN UFSD				-	-	-	-	-
LANCASTER CSD				-	-	-	-	-
FRONTIER CSD				-	-	-	-	-
-				-	-	-	-	-
-				-	-	-	-	-
-				-	-	-	-	-
-				-	-	-	-	-
-				-	-	-	-	-
-				-	-	-	-	-
-				-	-	-	-	-
ALL OTHER School Districts: (Count = 0)				-	-	-	-	-
TOTAL ENROLLMENT				-	-	-	-	-
REVENUE PER PUPIL				-	-	-	-	-
EXPENSES PER PUPIL				-	-	-	-	-

Total Revenue		(13,176,254)	-	-
Total Expenses		12,846,175	-	-
Net Income		(330,079)	-	-
Actual Student Enrollment			-	-
*NOTE: Enrollment, Revenue and Expenditure Data IN the 'Total and Variance Analysis' Section is Based on LAST ACTUAL Quarter Completed		Actual vs. Original Budget TY	PY Actual (PY TY / No. of COMPLETED Actual CY	Actual CY vs. Actual PY
REVENUE				
REVENUES FROM STATE SOURCES				
Per Pupil Revenue	CY Per Pupil Rate			
BUFFALO CITY SD	13,005	(10,261,103)	-	-
LACKAWANNA CITY SD	12,969	(635,481)	-	-
WEST SENECA CSD	11,179	(223,580)	-	-
KENMORE-TONAWANDA UFSD	10,477	(31,431)	-	-
CHEEKTOWAGA CSD	11,235	(67,410)	-	-
CHEEKTOWAGA-SLOAN UFSD	12,946	(90,622)	-	-
LANCASTER CSD	9,442	(9,442)	-	-
FRONTIER CSD	9,759	(29,277)	-	-
-	-	-	-	-
-	-	-	-	-
-	-	-	-	-
-	-	-	-	-
-	-	-	-	-
-	-	-	-	-
-	-	-	-	-
ALL OTHER School Districts: (Count = 0)	-	-	-	-
TOTAL Per Pupil Revenue (Weighted Average Per Pupil Funding)	12,925	(11,368,346)	-	-
Special Education Revenue		(470,000)	-	-
Grants				
Stimulus		-	-	-
DYCD (Department of Youth and Community Development)		-	-	-
Other		(20,300)	-	-
NYC DoE Rental Assistance		-	-	-
Other		-	-	-
TOTAL REVENUE FROM STATE SOURCES		(11,858,646)	-	-
REVENUE FROM FEDERAL FUNDING				
IDEA Special Needs		(120,000)	-	-
Title I		(408,000)	-	-
Title Funding - Other		-	-	-
School Food Service (Free Lunch)		(735,000)	-	-
Grants				
Charter School Program (CSP) Planning & Implementation		-	-	-
Other		-	-	-

Total Revenue	(13,176,254)	-	-
Total Expenses	12,846,175	-	-
Net Income	(330,079)	-	-
Actual Student Enrollment		-	
*NOTE: Enrollment, Revenue and Expenditure Data IN the 'Total and Variance Analysis' Section is Based on LAST ACTUAL Quarter Completed	Actual vs. Original Budget TY	PY Actual (PY TY / No. of COMPLETED Actual CY	Actual CY vs. Actual PY
Other	-	-	-
TOTAL REVENUE FROM FEDERAL SOURCES	(1,263,000)	-	-
LOCAL and OTHER REVENUE			
Contributions and Donations	-	-	-
Fundraising	-	-	-
Erate Reimbursement	(24,108)	-	-
Earnings on Investments	-	-	-
Interest Income	-	-	-
Food Service (Income from meals)	(20,700)	-	-
Text Book	-	-	-
OTHER	(9,800)	-	-
TOTAL REVENUE FROM LOCAL and OTHER SOURCES	(54,608)	-	-
TOTAL REVENUE	(13,176,254)	-	-

Total Revenue	(13,176,254)	-	-
Total Expenses	12,846,175	-	-
Net Income	(330,079)	-	-
Actual Student Enrollment		-	-

***NOTE: Enrollment, Revenue and Expenditure Data IN the 'Total and Variance Analysis' Section is Based on LAST ACTUAL Quarter Completed**

Actual vs. Original Budget TY	PY Actual (PY TY / No. of COMPLETED Actual CY	Actual CY vs. Actual PY
--	--	--

EXPENSES

ADMINISTRATIVE STAFF PERSONNEL COSTS

	Quarter 0 No. of Positions			
Executive Management	-	-	-	-
Instructional Management	-	337,748	-	-
Deans, Directors & Coordinators	-	347,736	-	-
CFO / Director of Finance	-	-	-	-
Operation / Business Manager	-	-	-	-
Administrative Staff	-	620,012	-	-
TOTAL ADMINISTRATIVE STAFF	-	1,305,496	-	-

INSTRUCTIONAL PERSONNEL COSTS

Teachers - Regular	-	2,433,495	-	-
Teachers - SPED	-	542,054	-	-
Substitute Teachers	-	102,600	-	-
Teaching Assistants	-	175,000	-	-
Specialty Teachers	-	559,832	-	-
Aides	-	-	-	-
Therapists & Counselors	-	183,016	-	-
Other	-	-	-	-
TOTAL INSTRUCTIONAL	-	3,995,997	-	-

NON-INSTRUCTIONAL PERSONNEL COSTS

Nurse	-	114,865	-	-
Librarian	-	-	-	-
Custodian	-	379,190	-	-
Security	-	-	-	-
Other	-	-	-	-
TOTAL NON-INSTRUCTIONAL	-	494,055	-	-

SUBTOTAL PERSONNEL SERVICE COSTS

-	5,795,548	-	-
---	-----------	---	---

PAYROLL TAXES AND BENEFITS

Payroll Taxes	459,354	-	-
Fringe / Employee Benefits	1,376,492	-	-
Retirement / Pension	540,681	-	-
TOTAL PAYROLL TAXES AND BENEFITS	2,376,527	-	-

TOTAL PERSONNEL SERVICE COSTS

-	8,172,075	-	-
---	-----------	---	---

Total Revenue	(13,176,254)	-	-
Total Expenses	12,846,175	-	-
Net Income	(330,079)	-	-
Actual Student Enrollment		-	
*NOTE: Enrollment, Revenue and Expenditure Data IN the 'Total and Variance Analysis' Section is Based on LAST ACTUAL Quarter Completed	Actual vs. Original Budget TY	PY Actual (PY TY / No. of COMPLETED Actual CY	Actual CY vs. Actual PY
CONTRACTED SERVICES			
Accounting / Audit	45,000	-	-
Legal	75,000	-	-
Management Company Fee	-	-	-
Nurse Services	-	-	-
Food Service / School Lunch	733,000	-	-
Payroll Services	9,500	-	-
Special Ed Services	420,000	-	-
Titllement Services (i.e. Title I)	-	-	-
Other Purchased / Professional / Consulting	161,000	-	-
TOTAL CONTRACTED SERVICES	1,443,500	-	-

Total Revenue	(13,176,254)	-	-
Total Expenses	12,846,175	-	-
Net Income	(330,079)	-	-
Actual Student Enrollment		-	-
*NOTE: Enrollment, Revenue and Expenditure Data IN the 'Total and Variance Analysis' Section is Based on LAST ACTUAL Quarter Completed		Actual vs. Original Budget TY	PY Actual (PY TY / No. of COMPLETED Actual CY vs. Actual PY
SCHOOL OPERATIONS			
Board Expenses	3,000	-	-
Classroom / Teaching Supplies & Materials	36,000	-	-
Special Ed Supplies & Materials	1,000	-	-
Textbooks / Workbooks	40,000	-	-
Supplies & Materials other	118,800	-	-
Equipment / Furniture	17,500	-	-
Telephone	39,000	-	-
Technology	130,000	-	-
Student Testing & Assessment	30,500	-	-
Field Trips	24,000	-	-
Transportation (student)	175,000	-	-
Student Services - other	26,000	-	-
Office Expense	103,000	-	-
Staff Development	50,000	-	-
Staff Recruitment	-	-	-
Student Recruitment / Marketing	-	-	-
School Meals / Lunch	-	-	-
Travel (Staff)	-	-	-
Fundraising	-	-	-
Other	19,500	-	-
TOTAL SCHOOL OPERATIONS	813,300	-	-
FACILITY OPERATION & MAINTENANCE			
Insurance	93,200	-	-
Janitorial	40,000	-	-
Building and Land Rent / Lease / Facility Finance Interest	805,000	-	-
Repairs & Maintenance	128,500	-	-
Equipment / Furniture	-	-	-
Security	17,000	-	-
Utilities	117,600	-	-
TOTAL FACILITY OPERATION & MAINTENANCE	1,201,300	-	-
DEPRECIATION & AMORTIZATION	1,216,000	-	-
RESERVES / CONTINGENCY	-	-	-
TOTAL EXPENSES	12,846,175	-	-

Total Revenue	(13,176,254)	-	-
Total Expenses	12,846,175	-	-
Net Income	(330,079)	-	-
Actual Student Enrollment		-	
*NOTE: Enrollment, Revenue and Expenditure Data IN the 'Total and Variance Analysis' Section is Based on LAST ACTUAL Quarter Completed	Actual vs. Original Budget TY	PY Actual (PY TY / No. of COMPLETED Actual CY	Actual CY vs. Actual PY
NET INCOME	(330,079)	-	-

				-
Total Revenue	(13,176,254)	-	-	-
Total Expenses	12,846,175	-	-	-
Net Income	(330,079)	-	-	-
Actual Student Enrollment		-		
*NOTE: Enrollment, Revenue and Expenditure Data IN the 'Total and Variance Analysis' Section is Based on LAST ACTUAL Quarter Completed		Actual vs. Original Budget TY	PY Actual (PY TY / No. of COMPLETED Actual CY	Actual CY vs. Actual PY
ENROLLMENT - *School Districts Are Linked To Above Entries*				
BUFFALO CITY SD			-	-
LACKAWANNA CITY SD			-	-
WEST SENECA CSD			-	-
KENMORE-TONAWANDA UFSD			-	-
CHEEKTOWAGA CSD			-	-
CHEEKTOWAGA-SLOAN UFSD			-	-
LANCASTER CSD			-	-
FRONTIER CSD			-	-
-			-	-
-			-	-
-			-	-
-			-	-
-			-	-
-			-	-
-			-	-
ALL OTHER School Districts: (Count = 0)			-	-
TOTAL ENROLLMENT			-	-
REVENUE PER PUPIL			-	-
EXPENSES PER PUPIL			-	-



Annual Report Requirement
for SUNY Authorized Charter Schools
SOUTH BUFFALO CHARTER SCHOOL
2017-18

Administrative
expenditures per pupil:

\$0.00

Per NYS Statute

Administrative expenditures per pupil: the sum of all general administration salaries and other general administration expenditures divided by the total number of enrolled students. Employee benefit costs or expenditures should not be reported here.

***NOTE: THIS TAB ONLY NEEDS TO BE COMPLETED FOR Q4**

<p align="center">Disclosure of Financial Interest by a Current or Proposed Charter School Education Corporation Trustee</p>

Trustee Name:

PAUL JANIS

Name of Charter School Education Corporation (for an unmerged school, this is the Charter School Name):

SACS

1. List all positions held on the education corporation board (e.g., president, treasurer, parent representative).

2. Is the trustee an employee of any school operated by the Education Corporation?
☐ Yes ☒ No

If **Yes**, for each school, please provide a description of the position(s) you hold, your responsibilities, your salary and your start date.

3. Is the trustee an employee or agent of the management company or institutional partner of the charter school(s) governed by the Education Corporation?
☐ Yes ☒ No

If **Yes**, for each school, please provide a description of the position(s) you hold, your responsibilities, your salary and your start date.

4. Identify each interest/transaction (and provide the requested information) that you or any of your immediate family members or any persons who live with you in your house have held or engaged in with the charter school(s) governed by the Education Corporation during the time you have served on the board, and in the six-month period prior to such service. If there has been no such financial interest or transaction, write **None**. Please note that if you answered **Yes** to Questions 2-4 above, you need not disclose again your employment status, salary, etc.

Date(s)	Nature of Financial Interest/Transaction	Steps taken to avoid a conflict of interest, (e.g., did not vote, did not participate in discussion)	Name of person holding interest or engaging in transaction and relationship to yourself

<i>Please write "None" if applicable. Do not leave this space blank.</i>			
--	--	--	--

5. Identify each individual, business, corporation, union association, firm, partnership, committee proprietorship, franchise holding company, joint stock company, business or real estate trust, non-profit organization, or other organization or group of people doing business with the school(s) governed by the Education Corporation and in which such entity, during the time of your tenure as a trustee, you and/or your immediate family member(s) or person(s) living in your house had a financial interest or other relationship. If you are a member, director, officer or employee of an organization formally partnered with the school(s) that is/are doing business with the school(s) through a management or services agreement, please identify only the name of the organization, your position in the organization, and the relationship between such organization and the school(s). If there was no financial interest, write None.

Organization conducting business with the school(s)	Nature of business conducted	Approximate value of the business conducted	Name of Trustee and/or immediate family member of household holding an interest in the organization conducting business with the school(s) and the nature of the interest	Steps Taken to Avoid Conflict of Interest
<i>Please write "None" if applicable. Do not leave this space blank.</i>				


6/30/17
 Signature Date

Please note that this document is considered a public record and as such, may be made available to members of the public upon request under the Freedom of Information Law. Personal contact information provided below will be redacted.

Business Telephone: [REDACTED]

Business Address: _____

E-mail Address: [REDACTED]

Home Telephone: _____

Home Address: _____

**Disclosure of Financial Interest by a Current or Proposed Charter School
Education Corporation Trustee**

Trustee Name:

KATHLEEN LINHARDT

Name of Charter School Education Corporation (for an unmerged school, this is the Charter School Name):

SOUTH BUFFALO CHARTER SCHOOL

1. List all positions held on the education corporation board (e.g., president, treasurer, parent representative). SECRETARY, MEMBER, PERSONNEL COMMITTEE

2. Is the trustee an employee of any school operated by the Education Corporation?
Yes ☒ No

If **Yes**, for each school, please provide a description of the position(s) you hold, your responsibilities, your salary and your start date.

3. Is the trustee an employee or agent of the management company or institutional partner of the charter school(s) governed by the Education Corporation?
Yes ☒ No

If **Yes**, for each school, please provide a description of the position(s) you hold, your responsibilities, your salary and your start date.

4. Identify each interest/transaction (and provide the requested information) that you or any of your immediate family members or any persons who live with you in your house have held or engaged in with the charter school(s) governed by the Education Corporation during the time you have served on the board, and in the six-month period prior to such service. If there has been no such financial interest or transaction, write **None**. Please note that if you answered **Yes** to Questions 2-4 above, you need not disclose again your employment status, salary, etc.

Date(s)	Nature of Financial Interest/Transaction	Steps taken to avoid a conflict of interest, (e.g., did not vote, did not participate in discussion)	Name of person holding interest or engaging in transaction and relationship to yourself

<i>Please write "None" if applicable. Do not leave this space blank.</i>	<i>NONE</i>	
--	-------------	--

5. Identify each individual, business, corporation, union association, firm, partnership, committee proprietorship, franchise holding company, joint stock company, business or real estate trust, non-profit organization, or other organization or group of people doing business with the school(s) governed by the Education Corporation and in which such entity, during the time of your tenure as a trustee, you and/or your immediate family member(s) or person(s) living in your house had a financial interest or other relationship. If you are a member, director, officer or employee of an organization formally partnered with the school(s) that is/are doing business with the school(s) through a management or services agreement, please identify only the name of the organization, your position in the organization, and the relationship between such organization and the school(s). If there was no financial interest, write None.

Organization conducting business with the school(s)	Nature of business conducted	Approximate value of the business conducted	Name of Trustee and/or immediate family member of household holding an interest in the organization conducting business with the school(s) and the nature of the interest	Steps Taken to Avoid Conflict of Interest
<i>Please write "None" if applicable. Do not leave this space blank.</i>				
		<i>NONE</i>		

Sarahen L. Lohr
Signature

7/6/17
Date

Please note that this document is considered a public record and as such, may be made available to members of the public upon request under the Freedom of Information Law. Personal contact information provided below will be redacted.

Business Telephone: 

Business Address: 

E-mail Address: 

Home Telephone: 

Home Address: 

<p align="center">Disclosure of Financial Interest by a Current or Proposed Charter School Education Corporation Trustee</p>

Trustee Name:

Jennifer Mack

Name of Charter School Education Corporation (for an unmerged school, this is the Charter School Name):

South Buffalo Charter School

1. List all positions held on the education corporation board (e.g., president, treasurer, parent representative).

PTO Representative

2. Is the trustee an employee of any school operated by the Education Corporation?

Yes ☒ No

If **Yes**, for each school, please provide a description of the position(s) you hold, your responsibilities, your salary and your start date.

3. Is the trustee an employee or agent of the management company or institutional partner of the charter school(s) governed by the Education Corporation?

Yes ☒ No

If **Yes**, for each school, please provide a description of the position(s) you hold, your responsibilities, your salary and your start date.


4. Identify each interest/transaction (and provide the requested information) that you or any of your immediate family members or any persons who live with you in your house have held or engaged in with the charter school(s) governed by the Education Corporation during the time you have served on the board, and in the six-month period prior to such service. If there has been no such financial interest or transaction, write **None**. Please note that if you answered **Yes** to Questions 2-4 above, you need not disclose again your employment status, salary, etc.

Date(s)	Nature of Financial Interest/Transaction	Steps taken to avoid a conflict of interest, (e.g., did not vote, did not participate in discussion)	Name of person holding interest or engaging in transaction and relationship to yourself

Please write "None" if applicable. Do not leave this space blank.			
NONE			

5. Identify each individual, business, corporation, union association, firm, partnership, committee proprietorship, franchise holding company, joint stock company, business or real estate trust, non-profit organization, or other organization or group of people doing business with the school(s) governed by the Education Corporation **and** in which such entity, during the time of your tenure as a trustee, you and/or your immediate family member(s) or person(s) living in your house had a financial interest or other relationship. If you are a member, director, officer or employee of an organization formally partnered with the school(s) that is/are doing business with the school(s) through a management or services agreement, please identify only the name of the organization, your position in the organization, and the relationship between such organization and the school(s). If there was no financial interest, write **None**.

Organization conducting business with the school(s)	Nature of business conducted	Approximate value of the business conducted	Name of Trustee and/or immediate family member of household holding an interest in the organization conducting business with the school(s) and the nature of the interest	Steps Taken to Avoid Conflict of Interest
Please write "None" if applicable. Do not leave this space blank.				
NONE				

Signature  Date 7/10/17

Please note that this document is considered a public record and as such, may be made available to members of the public upon request under the Freedom of Information Law. Personal contact information provided below will be redacted.

Business Telephone: 

Business Address: 

E-mail Address: 

Home Telephone: 

Home Address: 

<p align="center">Disclosure of Financial Interest by a Current or Proposed Charter School Education Corporation Trustee</p>

Trustee Name:

JAMES P. HEIMEIER

Name of Charter School Education Corporation (for an unmerged school, this is the Charter School Name):

SOUTH BUFFALO CHARTER SCHOOL

1. List all positions held on the education corporation board (e.g., president, treasurer, parent representative). PRESIDENT, FINANCE CH.

2. Is the trustee an employee of any school operated by the Education Corporation?
☐ Yes ☒ No

If **Yes**, for each school, please provide a description of the position(s) you hold, your responsibilities, your salary and your start date.

3. Is the trustee an employee or agent of the management company or institutional partner of the charter school(s) governed by the Education Corporation?
☐ Yes ☒ No

If **Yes**, for each school, please provide a description of the position(s) you hold, your responsibilities, your salary and your start date.

4. Identify each interest/transaction (and provide the requested information) that you or any of your immediate family members or any persons who live with you in your house have held or engaged in with the charter school(s) governed by the Education Corporation during the time you have served on the board, and in the six-month period prior to such service. If there has been no such financial interest or transaction, write **None**. Please note that if you answered **Yes** to Questions 2-4 above, you need not disclose again your employment status, salary, etc.

Date(s)	Nature of Financial Interest/Transaction	Steps taken to avoid a conflict of interest, (e.g., did not vote, did not participate in discussion)	Name of person holding interest or engaging in transaction and relationship to yourself
	<u>NONE</u>		

<p align="center">Disclosure of Financial Interest by a Current or Proposed Charter School Education Corporation Trustee</p>

Trustee Name:

Christopher J. Schafer

Name of Charter School Education Corporation (for an unmerged school, this is the Charter School Name):

South Buffalo Charter School

1. List all positions held on the education corporation board (e.g., president, treasurer, parent representative).

Parent Representative

2. Is the trustee an employee of any school operated by the Education Corporation?
☐ Yes ☒ No

If **Yes**, for each school, please provide a description of the position(s) you hold, your responsibilities, your salary and your start date.

3. Is the trustee an employee or agent of the management company or institutional partner of the charter school(s) governed by the Education Corporation?

☐ Yes ☒ No

If **Yes**, for each school, please provide a description of the position(s) you hold, your responsibilities, your salary and your start date.



4. Identify each interest/transaction (and provide the requested information) that you or any of your immediate family members or any persons who live with you in your house have held or engaged in with the charter school(s) governed by the Education Corporation during the time you have served on the board, and in the six-month period prior to such service. If there has been no such financial interest or transaction, write **None**. Please note that if you answered **Yes** to Questions 2-4 above, you need not disclose again your employment status, salary, etc.

Date(s)	Nature of Financial Interest/Transaction	Steps taken to avoid a conflict of interest, (e.g., did not vote, did not participate in discussion)	Name of person holding interest or engaging in transaction and relationship to yourself

<i>Please write "None" if applicable. Do not leave this space blank.</i>	<i>None</i>		
--	-------------	--	--


5. Identify each individual, business, corporation, union association, firm, partnership, committee proprietorship, franchise holding company, joint stock company, business or real estate trust, non-profit organization, or other organization or group of people doing business with the school(s) governed by the Education Corporation and in which such entity, during the time of your tenure as a trustee, you and/or your immediate family member(s) or person(s) living in your house had a financial interest or other relationship. If you are a member, director, officer or employee of an organization formally partnered with the school(s) that is/are doing business with the school(s) through a management or services agreement, please identify only the name of the organization, your position in the organization, and the relationship between such organization and the school(s). If there was no financial interest, write **None**.

Organization conducting business with the school(s)	Nature of business conducted	Approximate value of the business conducted	Name of Trustee and/or immediate family member of household holding an interest in the organization conducting business with the school(s) and the nature of the interest	Steps Taken to Avoid Conflict of Interest
<i>Please write "None" if applicable. Do not leave this space blank.</i>				
<i>None</i>				

Signature _____ Date _____

Please note that this document is considered a public record and as such, may be made available to members of the public upon request under the Freedom of Information Law. Personal contact information provided below will be redacted.

Business Telephone: 

Business Address: _____

E-mail Address: 

Home Telephone: _____

Home Address: _____

<p align="center">Disclosure of Financial Interest by a Current or Proposed Charter School Education Corporation Trustee</p>

Trustee Name:

Anne Marie Tryjankowski

Name of Charter School Education Corporation (for an unmerged school, this is the Charter School Name):

South Buffalo Charter School

1. List all positions held on the education corporation board (e.g., president, treasurer, parent representative).

Vice President

2. Is the trustee an employee of any school operated by the Education Corporation?
☐ Yes ☒ No

If **Yes**, for each school, please provide a description of the position(s) you hold, your responsibilities, your salary and your start date.

3. Is the trustee an employee or agent of the management company or institutional partner of the charter school(s) governed by the Education Corporation?

☐ Yes ☒ No

If **Yes**, for each school, please provide a description of the position(s) you hold, your responsibilities, your salary and your start date.

4. Identify each interest/transaction (and provide the requested information) that you or any of your immediate family members or any persons who live with you in your house have held or engaged in with the charter school(s) governed by the Education Corporation during the time you have served on the board, and in the six-month period prior to such service. If there has been no such financial interest or transaction, write **None**. Please note that if you answered **Yes** to Questions 2-4 above, you need not disclose again your employment status, salary, etc.

Date(s)	Nature of Financial Interest/Transaction	Steps taken to avoid a conflict of interest, (e.g., did not vote, did not participate in discussion)	Name of person holding interest or engaging in transaction and relationship to yourself

<i>Please write "None" if applicable. Do not leave this space blank.</i>	NONE		
--	------	--	--

5. Identify each individual, business, corporation, union association, firm, partnership, committee proprietorship, franchise holding company, joint stock company, business or real estate trust, non-profit organization, or other organization or group of people doing business with the school(s) governed by the Education Corporation and in which such entity, during the time of your tenure as a trustee, you and/or your immediate family member(s) or person(s) living in your house had a financial interest or other relationship. If you are a member, director, officer or employee of an organization formally partnered with the school(s) that is/are doing business with the school(s) through a management or services agreement, please identify only the name of the organization, your position in the organization, and the relationship between such organization and the school(s). If there was no financial interest, write None.

Organization conducting business with the school(s)	Nature of business conducted	Approximate value of the business conducted	Name of Trustee and/or immediate family member of household holding an interest in the organization conducting business with the school(s) and the nature of the interest	Steps Taken to Avoid Conflict of Interest
<i>Please write "None" if applicable. Do not leave this space blank.</i>				
	NONE			

Anne Marie Jughol
6/30/17
 Signature Date

Please note that this document is considered a public record and as such, may be made available to members of the public upon request under the Freedom of Information Law. Personal contact information provided below will be redacted.

Business Telephone:

Business Address:

E-mail Address:

Home Telephone:

Home Address:

**Disclosure of Financial Interest by a Current or Proposed Charter School
Education Corporation Trustee**

Trustee Name:

Jason Zucchi

Name of Charter School Education Corporation (for an unmerged school, this is the Charter School Name):

South Buffalo Charter School

1. List all positions held on the education corporation board (e.g., president, treasurer, parent representative).

Trustee

2. Is the trustee an employee of any school operated by the Education Corporation?

Yes ☒ No

If **Yes**, for each school, please provide a description of the position(s) you hold, your responsibilities, your salary and your start date.

3. Is the trustee an employee or agent of the management company or institutional partner of the charter school(s) governed by the Education Corporation?

Yes ☒ No

If **Yes**, for each school, please provide a description of the position(s) you hold, your responsibilities, your salary and your start date.

4. Identify each interest/transaction (and provide the requested information) that you or any of your immediate family members or any persons who live with you in your house have held or engaged in with the charter school(s) governed by the Education Corporation during the time you have served on the board, and in the six-month period prior to such service. If there has been no such financial interest or transaction, write **None**. Please note that if you answered **Yes** to Questions 2-4 above, you need not disclose again your employment status, salary, etc.

Date(s)	Nature of Financial Interest/Transaction	Steps taken to avoid a conflict of interest, (e.g., did not vote, did not participate in discussion)	Name of person holding interest or engaging in transaction and relationship to yourself
<u>None</u>			


Please write "None" if applicable. Do not leave this space blank. None	None	None	None
---	------	------	------

5. Identify each individual, business, corporation, union association, firm, partnership, committee proprietorship, franchise holding company, joint stock company, business or real estate trust, non-profit organization, or other organization or group of people doing business with the school(s) governed by the Education Corporation and in which such entity, during the time of your tenure as a trustee, you and/or your immediate family member(s) or person(s) living in your house had a financial interest or other relationship. If you are a member, director, officer or employee of an organization formally partnered with the school(s) that is/are doing business with the school(s) through a management or services agreement, please identify only the name of the organization, your position in the organization, and the relationship between such organization and the school(s). If there was no financial interest, write **None**.

Organization conducting business with the school(s)	Nature of business conducted	Approximate value of the business conducted	Name of Trustee and/or immediate family member of household holding an interest in the organization conducting business with the school(s) and the nature of the interest	Steps Taken to Avoid Conflict of Interest
Please write "None" if applicable. Do not leave this space blank. None	None	None	None	None

Signature  Date 7/5/17


Please note that this document is considered a public record and as such, may be made available to members of the public upon request under the Freedom of Information Law. Personal contact information provided below will be redacted.

Business Telephone: 

Business Address: 

E-mail Address: 

Home Telephone: 

Home Address: 




Entry 9 BOT Table

Created: 06/21/2017 • Last updated: 07/21/2017

(tab across or use scroll bar at bottom of table)

1. Current Board Member Information

	Trustee Name	Email Addresses	Position on the Board	Committee Affiliations	Voting Member Per By Laws? (Y/N)	Area of Expertise, and/or Additional Role at School (parent, staff member, etc.)	Number of Terms Served and Length of Each (Include election date and term expiration)	Number of Board Mtgs Attended during 2016 17?
1	Jim Neimeier	[REDACTED]	Chair/ Board President	Appeals, Finance	Yes		6 terms of 3 years July '00 Present	10
2	Kathy Linhardt	[REDACTED]	Secretary	Physical Facilities, Personnel	Yes		6 Terms of 3 years July '00 Present	9
3	Steve Nigrelli	[REDACTED]	Trustee/Member	Personnel Physical Facilities	Yes		6 Terms of 3 years July '00 Present	8

4	Anne Marie Tryjankowski		Vice Chair/ Vice President	Finance	Yes		5 Terms of 3 years July '03	11
5	Chris Schaefer		Trustee/Member	Finance	Yes			11
6	Jennifer Mack		Parent Representative		Yes			12
7	Jason Zwara		Trustee/Member		Yes		1 Term of 3 years July '15	10
8	Paul Janis		Trustee/Member	Finance	Yes		1 Term of 3 years July '15	12
9								
10								
11								
12								
13								
14								
15								
16								
17								
18								
19								
20								

2. Total Number of Members on June 30, 2016 8

3. Total Number of Members 0
Joining the Board 2016-17 School Year

4. Total Number of Members 0
Departing the Board during the 2016-17 School Year

5. Number of Voting Members 8
2016-17, as set by the by-laws, resolution or minutes

6. Number of Board Meetings 12
Conducted in the 2016-17 School Year

7. Number of Board Meetings 12
Scheduled for the [2017-18](#) School Year

Thank you.



Entry 11 Enrollment and Retention of Special Populations

Created: 06/21/2017 • Last updated: 07/28/2017

Instructions for Reporting Enrollment and Retention Strategies

Describe the efforts the charter school has made in 2016 2017 toward meeting targets to attract and retain enrollment of students with disabilities, English language learners, and students who are economically disadvantaged. In addition, describe the school's plans for meeting or making progress toward meeting its enrollment and retention targets in 2017 2018.

Recruitment/Attraction Efforts Toward Meeting Targets

	Describe Efforts Toward Meeting Recruitment Targets 2016 17)	Describe Plans Toward Meeting Recruitment Targets 2017 18)
Economically Disadvantaged	<p>South Buffalo Charter Schools does hold a lottery for open seats available each year as their method of enrollment. In order for a child's name to be entered in the lottery, the parent/guardian does need to submit a Uniform Charter School Application after November 1st but no later than April 1st of the lottery year. Completing the application is the only requirement for a child's name to be entered into the lottery. The school does post publications in area newspapers and our own website announcing open enrollment periods. This is the only requirement for the lottery.</p> <p>The South Buffalo Charter School does host an Open House in January during "National School Choice Week" showcasing the various programs we have available for students with disabilities, ELL, and low income families. The South Buffalo Charter School educates and informs our families of all available resources for students with disabilities including proper placements, outside supports for students and families and navigating the referral process. During the enrollment period a representative from the admissions department does attend Community Action Organization (CAO) of Erie County Parent Nights as part of the recruitment efforts. CAO of Erie County provides academic programs</p>	<p>Continue utilizing the methods listed as they have proven to be successful.</p>

for young children and do carry a low income requirement and that at least 10% of their attendees have a diagnosed learning disability.

South Buffalo Charter School also targets areas of the city with a high speaking Spanish population by distributing information to community centers, afterschool programs, and other organizations in those areas. Our ELL enrollment as tripled since 2013.

The South Buffalo Charter School also distributes registration information to all local Boys and Girls Clubs of Buffalo facilities to assist us with our recruitment efforts. Their organization reports that over half of their enrollment are single parent households, containing more than three siblings, “youth at risk”, and with 97% of their members classified as non Caucasian.

South Buffalo Charter Schools does hold a lottery for open seats available each year as their method of enrollment. In order for a child’s name to be entered in the lottery, the parent/guardian does need to submit a Uniform Charter School Application after November 1st but no later than April 1st of the lottery year. Completing the application is the only requirement for a child’s name to be entered into the lottery. The school does post publications in area newspapers and our own website announcing open enrollment periods. This is the only requirement for the lottery.

The South Buffalo Charter School does host an Open House in January during “National School Choice Week” showcasing the various programs we have available for students with disabilities, ELL, and low income families. The South Buffalo Charter School educates and informs our families of all available resources for students with disabilities including proper placements, outside supports for students and families and navigating the referral process.

During the enrollment period a representative from the admissions department does attend Community Action Organization (CAO) of Erie County Parent Nights as part of the recruitment efforts. CAO of Erie County provides academic programs for young children and do carry a low income

English
Language
Learners

Continue utilizing the methods listed as they have proven to be successful.

requirement and that at least 10% of their attendees have a diagnosed learning disability.

South Buffalo Charter School also targets areas of the city with a high speaking Spanish population by distributing information to community centers, afterschool programs, and other organizations in those areas. Our ELL enrollment as tripled since 2013.

The South Buffalo Charter School also distributes registration information to all local Boys and Girls Clubs of Buffalo facilities to assist us with our recruitment efforts. Their organization reports that over half of their enrollment are single parent households, containing more than three siblings, “youth at risk”, and with 97% of their members classified as non Caucasian.

South Buffalo Charter Schools does hold a lottery for open seats available each year as their method of enrollment. In order for a child’s name to be entered in the lottery, the parent/guardian does need to submit a Uniform Charter School Application after November 1st but no later than April 1st of the lottery year. Completing the application is the only requirement for a child’s name to be entered into the lottery. The school does post publications in area newspapers and our own website announcing open enrollment periods. This is the only requirement for the lottery.

The South Buffalo Charter School does host an Open House in January during “National School Choice Week” showcasing the various programs we have available for students with disabilities, ELL, and low income families. The South Buffalo Charter School educates and informs our families of all available resources for students with disabilities including proper placements, outside supports for students and families and navigating the referral process.

During the enrollment period a representative from the admissions department does attend Community Action Organization (CAO) of Erie County Parent Nights as part of the recruitment efforts. CAO of Erie County provides academic programs for young children and do carry a low income requirement and that at least 10% of their

Continue utilizing the methods listed as they have proven to be successful.

Students with Disabilities

attendees have a diagnosed learning disability.

South Buffalo Charter School also targets areas of the city with a high speaking Spanish population by distributing information to community centers, afterschool programs, and other organizations in those areas. Our ELL enrollment has tripled since 2013.

The South Buffalo Charter School also distributes registration information to all local Boys and Girls Clubs of Buffalo facilities to assist us with our recruitment efforts. Their organization reports that over half of their enrollment are single parent households, containing more than three siblings, "youth at risk", and with 97% of their members classified as non Caucasian.

Retention Efforts Toward Meeting Targets

	Describe Efforts Toward Meeting Retention Targets 2016 17)	Describe Plans Toward Meeting Retention Targets 2017 18)
Economically Disadvantaged	We have further developed our partnerships with "wrap around" service providers to continue to meet the needs of our special populations .	Continue to cultivate our relationships both internally and externally to ensure that we continue to meet the needs of the children and families we serve.
English Language Learners	We have further developed our partnerships with "wrap around" service providers to continue to meet the needs of our special populations .	Continue to cultivate our relationships both internally and externally to ensure that we continue to meet the needs of the children and families we serve.
Students with Disabilities	We have further developed our partnerships with "wrap around" service providers to continue to meet the needs of our special populations .	Continue to cultivate our relationships both internally and externally to ensure that we continue to meet the needs of the children and families we serve.



Entry 12 Classroom Teacher and Administrator Attrition

Last updated: 07/31/2017

Report changes in teacher and administrator staffing.

Instructions for completing the Classroom Teacher and Administrator Attrition Tables

Charter schools must complete the two tables named 2016-2017 Classroom Teacher and Administrator Attrition to report changes in teacher and administrator staffing in 2016-2017. Please provide the full time equivalent (FTE) of staff on June 30, 2016; the FTE for any departed staff from July 1, 2016 through June 30, 2017; the FTE for added staff from July 1, 2016 through June 30, 2017; and the FTE of staff added in newly created positions from July 1, 2016 through June 30, 2017 using the two tables provided.

Classroom Teacher Attrition Table

	FTE Classroom Teachers on June 30, 2016	FTE Classroom Teachers Departed 7/1/16 6/30/17	FTE Classroom Teachers Filling Vacant Positions 7/1/16 6/30/17	FTE Classroom Teachers Added in New Positions 7/1/16 6/30/17	FTE of Classroom Teachers on June 30, 2017
	72	7	1	7	72

Administrator Position Attrition Table

	FTE Administrative Positions on June 30, 2016	FTE Administrators Departed 7/1/16 6/30/17	FTE Administrators Filling Vacant Positions 7/1/16 6/30/17	FTE Administrators Added in New Positions 7/1/16 6/30/17	FTE Administrative Positions on June 30, 2017
	3	1	2	2	4

Thank you

South Buffalo Charter School 2017-2018

August-17

S	M	T	W	T	F	S
		1	2	3	4	5
6	7	8	9	10	11	12
13	14	15	16	17	18	19
20	21	22	23	24	25	26
27	28	29	30	31		

Total: 4 days

September-17

S	M	T	W	T	F	S
					1	2
3	4	5	6	7	8	9
10	11	12	13	14	15	16
17	18	19	20	21	22	23
24	25	26	27	28	29	30

Total: 20 days

October-17

S	M	T	W	T	F	S
						1
2	3	4	5	6	7	
8	9	10	11	12	13	14
15	16	17	18	19	20	21
22	23	24	25	26	27	28
29	30	31				

Total: 20 days

November-17

S	M	T	W	T	F	S
			1	2	3	4
5	6	7	8	9	10	11
12	13	14	15	16	17	18
19	20	21	22	23	24	25
26	27	28	29	30		

Total: 17 days

December-17

S	M	T	W	T	F	S
					1	2
3	4	5	6	7	8	9
10	11	12	13	14	15	16
17	18	19	20	21	22	23
24	25	26	27	28	29	30
31						

Total: 16 days

January-18

S	M	T	W	T	F	S
1	2	3	4	5	6	
7	8	9	10	11	12	13
14	15	16	17	18	19	20
21	22	23	24	25	26	27
28	29	30	31			

Total: 20 days

AUGUST

- 8th - Board Meeting 6:00pm
- 17th, 18th - New Staff Orientation Days
- 21st - 25th - Staff Development Days
- 28th - Students Report: Full Day Grades 1-8
- 28th, 29th - Kindergarten Orientation - modified schedule (TBD)
- 30th - Kindergarten Students First Full Day

SEPTEMBER

- 4th - Labor Day/NO SCHOOL
- 7th - Open House & PTO Meeting
- 12th - Board Meeting 6:00pm
- 27th - Parent Council Meeting 9:00am
- 29th - Dress Down Day for Charity
- 29th - 5 Week Progress Reporting

OCTOBER

- 4th - Superintendent's Staff Dev Day/NO SCHOOL for students
- 9th - Columbus Day/NO SCHOOL
- 10th - Board Meeting 6:00pm
- 18th - PTO Meeting
- 24th - Parent Council Meeting 2:00pm
- 27th - Dress Down Day for Charity
- 31st - Halloween Parade Grades K-4

NOVEMBER

- 3rd - End of 1st Quarter
- 7th - Superintendent's Staff Development Day/NO SCHOOL
- 10th - Veteran's Day Observed/NO SCHOOL
- 14th - Board Meeting 6:00pm
- 16th - Parent/Teacher Conference Day-11:00-7:00pm
- 16th - Lottery Applications released
- 21st - PTO Meeting/Parent Council Meeting
- 22nd - Dress Down Day for Charity
- 23th, 24th - Thanksgiving Break/NO SCHOOL

DECEMBER

- 8th - 5 Week Progress Reporting
- 12th - Board Meeting 6:00pm
- 22th - Dress Down Day for Charity
- 25th-29th - Winter Recess/NO SCHOOL

JANUARY

- 1st - Winter Recess/NO SCHOOL
- 2nd - Classes Resume
- 8th - Sibling Enrollment Begins
- 9th - Board Meeting 6:00pm
- 12th - Superintendent's Staff Dev Day/NO SCHOOL for students
- 15th - Martin Luther King Jr. Holiday/NO SCHOOL
- 18th - PTO Meeting
- 19th - End of 2nd Quarter
- 26th - Dress Down Day for Charity
- 30th - Parent Council Meeting 9:00am

	No School		Parent Council Meeting		Superintendent's Staff Development/Scoring Day
	Assessments		First/Last Day of School		Board Meeting
	PTO Meeting		Dress Down Day		Parent/Teacher Conference Day

South Buffalo Charter School 2017-2018

February-18

S	M	T	W	T	F	S
					2	3
4	5	6	7	8	9	10
11	12	13	14	15	16	17
18	19	20	21	22	23	24
25	26	27	28			

Total: 14 days

March-18

S	M	T	W	T	F	S
				1	2	3
4	5	6	7	8	9	10
11	12	13	14	15	16	17
18	19	20	21	22	23	24
25	26	27	28	29	30	31

Total: 21 Days

April-18

S	M	T	W	T	F	S
1	2	3	4	5	6	7
8	9	10	11	12	13	14
15	16	17	18	19	20	21
22	23	24	25	26	27	28
29	30					

Total: 14 days

May-18

S	M	T	W	T	F	S
		1	2	3	4	5
6	7	8	9	10	11	12
13	14	15	16	17	18	19
20	21	22	23	24	25	26
27	28	29	30	31		

Total: 21 days

June-18

S	M	T	W	T	F	S
					1	2
3	4	5	6	7	8	9
10	11	12	13	14	15	16
17	18	19	20	21	22	23
24	25	26	27	28	29	30

Total: 20 Days

2017-2018 Calendar Summary

Students: 187 attendance days

(+) 5 Superintendent's Staff Dev Days = 192 Days

Teachers: 192 (+) 3 Parent/Teacher Conf Days

(+) 5 August Staff Development Days = 200 Days

FEBRUARY

1st - Parent/Teacher Conference Day-11:00-7:00pm

13th - Board Meeting 6:00pm

16th - Dress Down Day for Charity

19th-25th - Mid-Winter Recess/NO SCHOOL

26th - Classes Resume

27th - PTO Meeting

MARCH

2nd - 5 Week Progress Reporting

9th - Sibling Enrollment Ends

9th - Reenrollment forms due

13th - Board Meeting 6:00pm

20th - PTO Meeting

21st -Parent Council Meeting 2:00pm

29th - Dress Down Day for Charity

30th - Spring Recess/NO SCHOOL

APRIL

3rd - Lottery Applications Due

2nd - 6th Spring Recess/NO SCHOOL

9th - Classes Resume

10th - Board Meeting 6:00pm

11th - Lottery 5pm

13th - End of 3rd Quarter

19th - Superintendent Scoring Day/NO SCHOOL for students

17th - PTO Meeting/Parent Council Meeting

23rd-25th - NYSESLAT Speaking Testing (ESL Students)

26th - Parent/Teacher Conference Day-11:00-7:00pm

27th - Dress Down Day for Charity

MAY

1st - 3rd NYS Math Assessment Grades 3-8

8th - Board Meeting 6:00pm

10th - Superintendent Scoring Day/NO SCHOOL for students

15th - PTO Meeting

15th-17th - NYSESLAT Listening, Reading and Writing (ESL Students)

21st-23rd - Kindergarten Screening

23rd - Parent Council Meeting 9:00am

25th - Dress Down Day for Charity

23rd-31st - Grade 4 & 8 NYS Science Performance Assessment

28th - Memorial Day/NO SCHOOL

JUNE

1st - Grade 4 & 8 NYS Science Performance Assessment

4th - Grades 4 & 8 NYS Science Written Assessment

12th - Board Meeting 6:00pm

18th - Grade 8 Spanish Proficiency Exam: AM Exam

22nd - Grades Close for 4th Quarter

22nd - Dress Down Day for Charity

28th - 1/2 day for Students/Dismissal at 12:30 pm

28th - Kindergarten Completion Ceremony-9:00-11:00am

28th - Grade 8 Moving Up Ceremony-4:30-6:30pm

29th - Last day for Instructional Staff

JULY

10th - Board Meeting 6:00pm

	No School		Parent Council Meeting		Superintendent's Staff Development/Scoring Day
	Assessments		First/Last Day of School		Board Meeting
	PTO Meeting		Dress Down Day		Parent/Teacher Conference Day