



Entry 1 School Information

Last updated: 07/24/2017

Please be advised that you will need to complete this cover page (including signatures) before all of the other tasks assigned to you by your authorizer are visible on your task page. While completing this task, please ensure that you select the correct authorizer **(as of June 30, 2017)** or you may not be assigned the correct tasks.

a. SCHOOL NAME AND BEDS# GIRLS PREPARATORY CS OF THE BRONX (SUNY Trustees)

(Select name from the drop down menu)

b. CHARTER AUTHORIZER SUNY Authorized Charter School

(For technical reasons, please re select authorizer name from the drop down menu).

c. DISTRICT / CSD OF LOCATION NYC CSD 8

d1. SCHOOL INFORMATION

	PRIMARY ADDRESS	PHONE NUMBER	FAX NUMBER	EMAIL ADDRESS
	681 Kelly Street, Room 205 Bronx, New York 10455	[REDACTED]	[REDACTED]	[REDACTED]

d2. PHONE CONTACT NUMBER FOR AFTER HOURS EMERGENCIES

Contact Name	Tomasz Krzyszostaniak
Title	Principal
Emergency Phone Number (### ### ####)	[REDACTED]

e. SCHOOL WEB ADDRESS (URL) <http://www.publicprep.org/page.cfm?p=516>

f. DATE OF INITIAL CHARTER 09/2008

g. DATE FIRST OPENED FOR INSTRUCTION 08/2009

i. TOTAL ENROLLMENT ON JUNE 30, 2017 764

j. GRADES SERVED IN SCHOOL YEAR 2016-17

Check all that apply

Grades Served	K, 1, 2, 3, 4, 5, 6, 7, 8
---------------	---------------------------

k1. DOES THE SCHOOL CONTRACT WITH A CHARTER OR EDUCATIONAL MANAGEMENT ORGANIZATION? Yes

k2. NAME OF CMO/EMO AND ADDRESS

NAME OF CMO/EMO	Public Prep Network
PHYSICAL STREET ADDRESS	441 East 148th Street
CITY	Bronx
STATE	NY
ZIP CODE	10455
EMAIL ADDRESS	

l1. FACILITIES

Does the school maintain or operate multiple sites?

	Yes, 2 sites
--	--------------

12. SCHOOL SITES

Please list the sites where the school will operate for the upcoming school year.

	Physical Address	Phone Number	District/CSD	Grades Served at Site	School at Full Capacity at Site	Facilities Agreement
Site 1 (same as primary site)	681 Kelly Street, Room 205 Bronx, New York 10455	[REDACTED]	CSD 8	k,1,2,3,4,5	Yes	DOE space
Site 2	890 Cauldwell Avenue, Room 120 Bronx, NY 10456	[REDACTED]	CSD 8	6,7,8	Yes	DOE space
Site 3						

12a. Please provide the contact information for Site 1.

	Name	Work Phone	Alternate Phone	Email Address
School Leader	Tomasz Krzyzostaniak	[REDACTED]		[REDACTED]
Operational Leader	Andrew Group	[REDACTED]		[REDACTED]
Compliance Contact	Danielle Keen Tschirhart	[REDACTED]		[REDACTED]
Complaint Contact				

I3. Please provide the contact information for Site 2.

	Name	Work Phone	Alternate Phone	Email Address
School Leader	Michael Farkosh			
Operational Leader	Michael Farkosh			
Compliance Contact	Danielle Keen Tschirhart			
Complaint Contact				

m1. Is the school or are the school sites co-located? Yes

m2. Please list the terms of your current co-location.

	Date school will leave current co location	Is school working with NYCDOE to expand into current space?	If so, list year expansion will occur.	Is school working with NYCDOE to move to separate space?	If so, list the proposed space and year planned for move	School at Full Capacity at Site
Site 1 (primary site)		No		No		Yes
Site 2						
Site 3						

n1. Were there any revisions to the school's charter during the 2016-17 school year? (Please include approved or pending material and non-material charter revisions). No

o. Name and Position of Individual(s) Who Completed the 2016-17 Annual Report.

Kasimeir Smith, Director of Instructional Technology


p. Our signatures below attest that all of the information contained herein is truthful and accurate and that this charter school is in compliance with all aspects of its charter, and with all pertinent Federal, State, and local laws, regulations, and rules. We understand that if any information in any part of this report is found to have been deliberately misrepresented, that will constitute grounds for the revocation of our charter. Check **YES if you agree and then use the mouse on your PC or the stylist on your mobile device to sign your name).**

Yes

Signature, Head of Charter School

A handwritten signature in black ink, appearing to read "Kasimeir Smith", written in a cursive style.

Signature, President of the Board of Trustees

A handwritten signature in black ink, appearing to read "R. Smith", written in a cursive style.

Date

2017/07/24

Thank you.



Entry 2 NYS School Report Card Link

Last updated: 07/24/2017

1. NEW YORK STATE REPORT CARD

<https://data.nysed.gov/reportcard.php?year=2016&instid=800000064291>

Provide a direct URL or web link to the most recent New York State School Report Card for the charter school (See <https://reportcards.nysed.gov/>).

(Charter schools completing year one will not yet have a School Report Card or link to one. Please type "URL is not available" in the space provided).



Entry 4 Expenditures per Child

Last updated: 07/26/2017

Financial Information

This information is required of ALL charter schools. Provide the following measures of fiscal performance of the charter school in Appendix B (Total Expenditures and Administrative Expenditures Per Child):

1. Total Expenditures Per Child

To calculate '**Total Expenditures per Child**' take total expenditures (from the unaudited 2016-17 Schedule of Functional Expenses) and divide by the year end FTE student enrollment. (Integers Only. No dollar signs or commas).

Note: The information on the Schedule of Functional Expenses on pages 41-43 of the Audit Guide can help schools locate the amounts to use in the two per pupil calculations: <http://www.p12.nysed.gov/psc/AuditGuide.html>

Line 1: Total Expenditures	12102105
Line 2: Year End FTE student enrollment	730
Line 3: Divide Line 1 by Line 2	16575

2. Administrative Expenditures per Child

To calculate **'Administrative Expenditures per Child'** To calculate "Administrative Expenditures per Child" first *add* together the following:

1. Take the relevant portion from the 'personnel services cost' row and the 'management and general' column (from the unaudited 2016 17 Schedule of Functional Expenses)
2. Any contracted administrative/management fee paid to other organizations or corporations
3. Take the total from above and divide it by the year end FTE enrollment. The relevant portion that must be included in this calculation is defined as follows:

Administrative Expenditures: Administration and management of the charter school includes the activities and personnel of the offices of the chief school officer, the finance or business offices, school operations personnel, data management and reporting, human resources, technology, etc. It also includes those administrative and management services provided by other organizations or corporations on behalf of the charter school for which the charter school pays a fee or other compensation. Do not include the FTE of personnel whose role is to directly support the instructional program.

Notes:
The information on the Schedule of Functional Expenses on pages 41-43 of the Audit Guide can help schools locate the amounts to use in the two per pupil calculations:
<http://www.p12.nysed.gov/psc/AuditGuide.html>.
Employee benefit costs or expenditures should not be reported in the above calculations.

Line 1: Relevant Personnel Services Cost (Row)	528256
Line 2: Management and General Cost (Column)	287987
Line 3: Sum of Line 1 and Line 2	816243
Line 5: Divide Line 3 by the Year End FTE student enrollment	1118

Thank you.



Charter Schools Institute
The State University of New York

GENERAL INSTRUCTIONS FOR ANNUAL BUDGET/QUARTERLY REPORT

TEMPLATE TABS

1- GRAY tab contains the Instructions




Instructions	Provides description of tabs and input requirements.
Funding by District	Charter School Tuition Rates

2- BLUE tabs require input of information

1.) Name of School	>Select school name from list. >Enter contact information.
2.) Enrollment	Enter enrollment information for Annual Budget (& Revisions) and Quarterly Actuals. Includes: >Enrollment by Grade >Enrollment by District
3.) Staffing Plan	Enter staffing plan information for Annual Budget (& Revisions) and Quarterly Actuals. Includes: >Full Time Equivalent (FTE), by Position Category, By Quarter
4.) Yearly Budget	Enter Yearly Budget information. Includes: >"Pior Year" column may be completed based upon preliminary data, and adjusted with Annual Audited data when the Quarter 2 Actuals are being submitted. (Note: Quarterly Revenue allocation may be set) >Budgeted Enrollment data and Per Pupil Revenue for the current year are populated based upon input on tab "2.) Enrollment." >Budgeted FTE for current year is populated based upon input on tab "3.) Staffing Plan." >All other sources of revenue >All expenses >Budget Revisions, as necessary and <i>approved</i> by the school's Board of Directors, should be submitted when submitting Quarterly Actuals.
5.) Balance Sheet	Enter Balance Sheet information for EdCorps. Separate schools merged into a primary EdCorp should NOT use this tab. >"Pior Year" column may be completed based upon preliminary data, and adjusted with Annual Audited data when the Quarter 2 Actuals are being submitted.

6.) Quarterly Report	Enter Actual Quarterly Report information . Includes: >Actual Enrollment data and Per Pupil Revenue for the current year are populated based upon input on tab "2.) Enrollment." >Actual FTE for current year is populated based upon input on tab "3.) Staffing Plan." >All other sources of revenue >All expenses
7.) Annual Report Requirement	Complete when submitting Actual Quarter 4.

CELL COLORS & GUIDANCE COMMENTS

-  = Enter information into the light BLUE shaded cells.
-  = Cells labeled in ORANGE containe guidance regarding the input of information.
-  = Cells containing RED triangles in the upper right corner contain "guidance comments" on that particular line item. Please "mouse-over" the triangle to reveal each comment.

Ver. 20170606

Charter Funding Alphabetical By NYS School District
*** (Sum of Charter School Basic Tuition and Supplemental Basic Tuition)**



ANNUAL BUDGET & QUARTERLY REPORT TEMPLATE

Girls Preparatory Charter School of the Bronx

SCHOOL

Name:	Girls Preparatory Charter School of the Bronx
-------	---

CONTACT INFORMATION

Contact Name:	Ian Rowe
Contact Title:	CEO
Contact Email:	[REDACTED]
Contact Phone:	[REDACTED]

REPORT PERIOD

Current Academic Year:	2017-18
Prior Academic Year:	2016-17

GIRLS PREPARATORY CHARTER SCHOOL OF THE BRONX
2017-18

ENROLLMENT BY GRADES

GRADES	K	1	2	3	4	5	6
INITIAL BUDGETED ENROLLMENT	88	77	78	77	77	77	75
TOTAL ENROLLMENT = 722							

ENROLLMENT BY DISTRICT

[illegible]

[illegible][illegible]This image shows a single sheet of white paper with horizontal blue or grey ruling lines. The lines are evenly spaced and run across the width of the page. There are approximately 20 lines visible. The paper has a slight shadow on the right side, suggesting it's resting on a surface.

7	8	9	10	11	12
79	94				

QUARTER 4	
Original Budgeted Enrollment	<i>Revised</i> Budgeted Enrollment

ACTUAL ENROLLMENT BY QUARTER			
QUARTER 1	QUARTER 2	QUARTER 3	QUARTER 4
Actual Enrollment	Actual Enrollment	Actual Enrollment	Actual Enrollment

This image shows a blank sheet of white paper with horizontal blue ruling lines. The lines are evenly spaced and run across the width of the page. There are no margins, text, or other markings on the paper.

PREPARATORY CHARTER SCHOOL
2017-18

GIRLS PREPARATORY CHARTER SCHOOL OF THE BRONX
2017-18

PLAN - FULL TIME EQUIVALENT

STAFFING PLAN - FULL TIME EQUIVALENT ("FTE")

***NOTE:** Enter the number of FTE positions in the "blue" cells.

***NOTE:** Enter the number of FTE positions in the "blue" cells.

***NOTE:** If there are NO budget revisions at the time of quarterly submittal leave the 'REVISED' Column(s) COMPLETELY BLANK. If budget revisions ARE made, the entire "REVISED" budget columns for the affected quarter(s) must be completed on tabs 2, 3

ADMINISTRATIVE PERSONNEL FTE	ADMINISTRATIVE PERSONNEL FTE
Executive Management	Executive Management
Instructional Management	Instructional Management
Deans, Directors & Coordinators	Deans, Directors & Coordinators
CFO / Director of Finance	CFO / Director of Finance
Operation / Business Manager	Operation / Business Manager
Administrative Staff	Administrative Staff
TOTAL ADMINISTRATIVE STAFF	TOTAL ADMINISTRATIVE STAFF

PRIOR YEAR
2016-17
ACTUAL
0.0

ANNUAL BUDGETED FTE							
Q1		Q2		Q3		Q4	
Original	Revised	Original	Revised	Original	Revised	Original	Revised
2.0		2.0		2.0		2.0	
12.5		12.5		12.5		12.5	
4.0		4.0		4.0		4.0	
6.0		6.0		6.0		6.0	
24.5	0.0	24.5	0.0	24.5	0.0	24.5	0.0

INSTRUCTIONAL PERSONNEL FTE	INSTRUCTIONAL PERSONNEL FTE
Teachers - Regular	Teachers - Regular
Teachers - SPED	Teachers - SPED
Substitute Teachers	Substitute Teachers
Teaching Assistants	Teaching Assistants
Specialty Teachers	Specialty Teachers
Aides	Aides
Therapists & Counselors	Therapists & Counselors
Other	Other
TOTAL INSTRUCTIONAL	TOTAL INSTRUCTIONAL

PRIOR YEAR
2016-17
ACTUAL
0.0

ANNUAL BUDGETED FTE							
Q1		Q2		Q3		Q4	
Original	Revised	Original	Revised	Original	Revised	Original	Revised
43.0		43.0		43.0		43.0	
23.5		23.5		23.5		23.5	
7.0		7.0		7.0		7.0	
11.5		11.5		11.5		11.5	
6.0		6.0		6.0		6.0	
3.0		3.0		3.0		3.0	
94.0	0.0	94.0	0.0	94.0	0.0	94.0	0.0

NON-INSTRUCTIONAL PERSONNEL FTE	NON-INSTRUCTIONAL PERSONNEL FTE
Nurse	Nurse
Librarian	Librarian
Custodian	Custodian
Security	Security
Other	Other
TOTAL NON-INSTRUCTIONAL	TOTAL NON-INSTRUCTIONAL

PRIOR YEAR
2016-17
ACTUAL
0.0

ANNUAL BUDGETED FTE							
Q1		Q2		Q3		Q4	
Original	Revised	Original	Revised	Original	Revised	Original	Revised
0.0	0.0	0.0	0.0	0.0	0.0	0.0	0.0

TOTAL PERSONNEL SERVICE FTE	TOTAL PERSONNEL SERVICE FTE
-----------------------------	-----------------------------

0.0

118.5	0.0	118.5	0.0	118.5	0.0	118.5	0.0
-------	-----	-------	-----	-------	-----	-------	-----

**PARATORY CHARTER SCHOOL
2017-18**

PLAN - FULL TIME EQUIVALENT

<p>*NOTE: Enter the number of FTE positions in the "blue" cells.</p>	<p>Id be input.</p>	<p>*NOTE: State the assumptions that are being made for personnel FTE levels.</p>
---	---------------------	--

ADMINISTRATIVE PERSONNEL FTE	Q4 Actual	Description of Assumptions
Executive Management		
Instructional Management		
Deans, Directors & Coordinators		
CFO / Director of Finance		
Operation / Business Manager		
Administrative Staff		
TOTAL ADMINISTRATIVE STAFF	0.0	

INSTRUCTIONAL PERSONNEL FTE	Q4 Actual	Description of Assumptions
Teachers - Regular		
Teachers - SPED		
Substitute Teachers		
Teaching Assistants		
Specialty Teachers		
Aides		
Therapists & Counselors		
Other		
TOTAL INSTRUCTIONAL	0.0	

NON-INSTRUCTIONAL PERSONNEL FTE	Q4 Actual	Description of Assumptions
Nurse		
Librarian		
Custodian		
Security		
Other		
TOTAL NON-INSTRUCTIONAL	0.0	

TOTAL PERSONNEL SERVICE FTE	0.0	
------------------------------------	-----	--

		GIRLS PREPARATORY CHARTER SCHOOL OF THE BRONX						
		Budget / Operating Plan						
		2017-18						
Total Revenue		-	3,248,939	-	-	3,325,339	-	3,415,339
Total Expenses		-	2,307,131	-	-	3,629,672	-	3,285,467
Net Income		-	941,807	-	-	(304,333)	-	129,872
Actual Student Enrollment		-	722	-	-	722	-	722
		Prior Year Actual	1st Quarter - 7/1 - 9/30			2nd Quarter - 10/1 - 12/31		
		2016-17 Revenue Per Pupil	Original Budget	Revised Budget	Variance	Original Budget	Revised Budget	Original Budget
REVENUE		Allocate Per Pupil Revenue by Quarter	*NOTE: If there are NO budget revisions at the time of quarterly submittal leave If budget revisions ARE made, the entire "REVISED" budget columns for the affected					
REVENUES FROM STATE SOURCES		2017-18 Per Pupil Rate	PPR %/Qtr->	25.0%	25.0%	25.0%	25.0%	25.0%
Per Pupil Revenue								
NYC CHANCELLOR'S OFFICE	14,527		2,622,124	-	-	2,622,124	-	2,622,124
-	-		-	-	-	-	-	-
-	-		-	-	-	-	-	-
-	-		-	-	-	-	-	-
-	-		-	-	-	-	-	-
-	-		-	-	-	-	-	-
-	-		-	-	-	-	-	-
-	-		-	-	-	-	-	-
-	-		-	-	-	-	-	-
-	-		-	-	-	-	-	-
-	-		-	-	-	-	-	-
-	-		-	-	-	-	-	-
-	-		-	-	-	-	-	-
-	-		-	-	-	-	-	-
-	-		-	-	-	-	-	-
-	-		-	-	-	-	-	-
ALL OTHER School Districts: (Weighted Avg)	-		-	-	-	-	-	-
TOTAL Per Pupil Revenue (Weighted Average Per Pupil Funding)	14,527		-	2,622,124	-	2,622,124	-	2,622,124
Special Education Revenue			403,050		-	403,050		403,050
Grants								
Stimulus					-			-
DYCD (Department of Youth and Community Development)			178,740		-	178,740		178,740
Other					-			-
NYC DoE Rental Assistance								
Other					-			-
TOTAL REVENUE FROM STATE SOURCES			-	3,203,914	-	3,203,914	-	3,203,914
REVENUE FROM FEDERAL FUNDING								
IDEA Special Needs					-			90,000
Title I			37,500		-	112,500		112,500
Title Funding - Other			700		-	2,100		2,100
School Food Service (Free Lunch)					-			-

GIRLS PREPARATORY CHARTER SCHOOL OF THE BRONX Budget / Operating Plan 2017-18								
Total Revenue	-	3,248,939	-	-	3,325,339	-	-	3,415,339
Total Expenses	-	2,307,131	-	-	3,629,672	-	-	3,285,467
Net Income	-	941,807	-	-	(304,333)	-	-	129,872
Actual Student Enrollment	-	722	-	-	722	-	-	722
	Prior Year Actual	1st Quarter - 7/1 - 9/30			2nd Quarter - 10/1 - 12/31			3rd Quarter
	2016-17	Original	Revised		Original	Revised		Original
	Revenue Per	Budget	Budget	Variance	Budget	Budget	Variance	Budget
	Pupil							
Grants				-			-	
Charter School Program (CSP) Planning & Implementation				-			-	
Other				-			-	
Other				-			-	
TOTAL REVENUE FROM FEDERAL SOURCES	-	38,200	-	-	114,600	-	-	204,600
LOCAL and OTHER REVENUE								
Contributions and Donations				-			-	
Fundraising				-			-	
Erate Reimbursement		6,825		-	6,825		-	6,825
Earnings on Investments				-			-	
Interest Income				-			-	
Food Service (Income from meals)				-			-	
Text Book				-			-	
OTHER				-			-	
TOTAL REVENUE FROM LOCAL and OTHER SOURCES	-	6,825	-	-	6,825	-	-	6,825
TOTAL REVENUE	-	3,248,939	-	-	3,325,339	-	-	3,415,339

GIRLS PREPARATORY CHARTER SCHOOL OF THE BRONX

Budget / Operating Plan

2017-18

Total Revenue	-	3,248,939	-	-	3,325,339	-	-	3,415,339
Total Expenses	-	2,307,131	-	-	3,629,672	-	-	3,285,467
Net Income	-	941,807	-	-	(304,333)	-	-	129,872
Actual Student Enrollment	-	722	-	-	722	-	-	722

	Prior Year Actual 2016-17 Revenue Per Pupil	1st Quarter - 7/1 - 9/30			2nd Quarter - 10/1 - 12/31			3rd Quarter - 1/1 - 3/31
		Original Budget	Revised Budget	Variance	Original Budget	Revised Budget	Variance	Original Budget

EXPENSES

ADMINISTRATIVE STAFF PERSONNEL COSTS

Avg. No.
of Positions

Executive Management	-			-			-	
Instructional Management	2.00	68,615		-	80,050		-	68,615
Deans, Directors & Coordinators	12.50	223,117		-	276,110		-	236,665
CFO / Director of Finance	-	-		-	-		-	-
Operation / Business Manager	4.00	73,154		-	85,346		-	73,154
Administrative Staff	6.00	43,617		-	50,886		-	43,617
TOTAL ADMINISTRATIVE STAFF	24.50	-	408,502	-	-	492,392	-	-

INSTRUCTIONAL PERSONNEL COSTS

Teachers - Regular	43.00	386,246		-	901,241		-	772,493
Teachers - SPED	23.50	170,654		-	398,193		-	341,308
Substitute Teachers	-	-		-	-		-	-
Teaching Assistants	7.00	4,962		-	11,577		-	9,923
Specialty Teachers	11.50	109,259		-	254,937		-	218,518
Aides	6.00	39,744		-	46,368		-	39,744
Therapists & Counselors	3.00	25,185		-	58,766		-	50,371
Other	-	6,014		-	7,017		-	6,014
TOTAL INSTRUCTIONAL	94.00	-	742,065	-	-	1,678,099	-	-

NON-INSTRUCTIONAL PERSONNEL COSTS

Nurse	-			-			-	
Librarian	-			-			-	
Custodian	-			-			-	
Security	-			-			-	
Other	-			-			-	
TOTAL NON-INSTRUCTIONAL	-	-	-	-	-	-	-	-

SUBTOTAL PERSONNEL SERVICE COSTS

118.50	-	1,150,567	-	-	2,170,492	-	-	1,860,421
--------	---	-----------	---	---	-----------	---	---	-----------

PAYROLL TAXES AND BENEFITS

		GIRLS PREPARATORY CHARTER SCHOOL OF THE BRONX						
		Budget / Operating Plan						
		2017-18						
Total Revenue		-	3,248,939	-	-	3,325,339	-	3,415,339
Total Expenses		-	2,307,131	-	-	3,629,672	-	3,285,467
Net Income		-	941,807	-	-	(304,333)	-	129,872
Actual Student Enrollment		-	722	-	-	722	-	722
		Prior Year Actual	1st Quarter - 7/1 - 9/30			2nd Quarter - 10/1 - 12/31		
		2016-17						
		Revenue Per Pupil	Original Budget	Revised Budget	Variance	Original Budget	Revised Budget	Original Budget
Payroll Taxes			86,970		-	162,378		139,181
Fringe / Employee Benefits			214,559		-	349,901		347,406
Retirement / Pension			31,654		-	59,100		50,657
TOTAL PAYROLL TAXES AND BENEFITS		-	333,183	-	-	571,379	-	537,245
TOTAL PERSONNEL SERVICE COSTS	118.50	-	1,483,750	-	-	2,741,871	-	2,397,666
CONTRACTED SERVICES								
Accounting / Audit					-			-
Legal					-	-		-
Management Company Fee			398,319		-	398,319		398,319
Nurse Services					-	-		-
Food Service / School Lunch					-	-		-
Payroll Services			7,800		-	7,800		7,800
Special Ed Services					-	-		-
Titlement Services (i.e. Title I)					-	-		-
Other Purchased / Professional / Consulting			43,250		-	72,250		72,250
TOTAL CONTRACTED SERVICES		-	449,369	-	-	478,369	-	478,369

GIRLS PREPARATORY CHARTER SCHOOL OF THE BRONX Budget / Operating Plan 2017-18								
Total Revenue	-	3,248,939	-	-	3,325,339	-	-	3,415,339
Total Expenses	-	2,307,131	-	-	3,629,672	-	-	3,285,467
Net Income	-	941,807	-	-	(304,333)	-	-	129,872
Actual Student Enrollment	-	722	-	-	722	-	-	722
	Prior Year Actual 2016-17 Revenue Per Pupil	1st Quarter - 7/1 - 9/30			2nd Quarter - 10/1 - 12/31			3rd Quarter - 10/1 - 12/31 Original Budget
		Original Budget	Revised Budget	Variance	Original Budget	Revised Budget	Variance	Original Budget
SCHOOL OPERATIONS								
Board Expenses	-			-	-		-	-
Classroom / Teaching Supplies & Materials	37,243			-	37,243		-	37,243
Special Ed Supplies & Materials	1,425			-	1,425		-	1,425
Textbooks / Workbooks	19,750			-	19,750		-	19,750
Supplies & Materials other	-			-	-		-	-
Equipment / Furniture	27,936			-	27,936		-	27,936
Telephone	-			-	-		-	-
Technology	23,488			-	23,488		-	23,488
Student Testing & Assessment	3,875			-	3,875		-	3,875
Field Trips	7,260			-	21,780		-	21,780
Transportation (student)	1,125			-	1,125		-	1,125
Student Services - other	31,525			-	44,575		-	44,575
Office Expense	15,750			-	15,750		-	15,750
Staff Development	77,630			-	77,630		-	77,630
Staff Recruitment	5,125			-	5,125		-	5,125
Student Recruitment / Marketing	-			-	-		-	-
School Meals / Lunch	4,669			-	12,506		-	12,506
Travel (Staff)	2,500			-	2,500		-	2,500
Fundraising	-			-	-		-	-
Other	11,613			-	11,625		-	11,625
TOTAL SCHOOL OPERATIONS	-	270,913	-	-	306,332	-	-	306,332
FACILITY OPERATION & MAINTENANCE								
Insurance	13,738			-	13,738		-	13,738
Janitorial	-			-	-		-	-
Building and Land Rent / Lease / Facility Finance Interest	-			-	-		-	-
Repairs & Maintenance	375			-	375		-	375
Equipment / Furniture	-			-	-		-	-
Security	-			-	-		-	-
Utilities	-			-	-		-	-
TOTAL FACILITY OPERATION & MAINTENANCE	-	14,113	-	-	14,113	-	-	14,113
DEPRECIATION & AMORTIZATION		88,988		-	88,988		-	88,988
RESERVES / CONTINGENCY				-			-	

		GIRLS PREPARATORY CHARTER SCHOOL OF THE BRONX						
		Budget / Operating Plan						
		2017-18						
Total Revenue	-	3,248,939	-	-	3,325,339	-	-	3,415,339
Total Expenses	-	2,307,131	-	-	3,629,672	-	-	3,285,467
Net Income	-	941,807	-	-	(304,333)	-	-	129,872
Actual Student Enrollment	-	722	-	-	722	-	-	722
		Prior Year Actual	1st Quarter - 7/1 - 9/30			2nd Quarter - 10/1 - 12/31		
		2016-17						
		Revenue Per	Original	Revised		Original	Revised	
		Pupil	Budget	Budget	Variance	Budget	Budget	Variance
								Original
								Budget
TOTAL EXPENSES	-	2,307,131	-	-	3,629,672	-	-	3,285,467
NET INCOME	-	941,807	-	-	(304,333)	-	-	129,872

		GIRLS PREPARATORY CHARTER SCHOOL OF THE BRONX							
		Budget / Operating Plan							
		2017-18							
Total Revenue	-	3,248,939	-	-	3,325,339	-	-	3,415,339	
Total Expenses	-	2,307,131	-	-	3,629,672	-	-	3,285,367	3rd Q
Net Income	-	941,807	-	-	(304,333)	-	-	129,872	
Actual Student Enrollment	-	722	-	-	722	-	-	722	
		Prior Year Actual	1st Quarter - 7/1 - 9/30			2nd Quarter - 10/1 - 12/31			3rd Q
		2016-17 Revenue Per Pupil	Original Budget	Revised Budget	Variance	Original Budget	Revised Budget	Variance	Original Budget
ENROLLMENT - *School Districts Are Linked To Above Entries*									
Number of Districts:		-	1	-	-	1	-	-	1
NYC CHANCELLOR'S OFFICE		-	722	-	-	722	-	-	722
-		-	-	-	-	-	-	-	-
-		-	-	-	-	-	-	-	-
-		-	-	-	-	-	-	-	-
-		-	-	-	-	-	-	-	-
-		-	-	-	-	-	-	-	-
-		-	-	-	-	-	-	-	-
-		-	-	-	-	-	-	-	-
-		-	-	-	-	-	-	-	-
-		-	-	-	-	-	-	-	-
-		-	-	-	-	-	-	-	-
-		-	-	-	-	-	-	-	-
-		-	-	-	-	-	-	-	-
-		-	-	-	-	-	-	-	-
-		-	-	-	-	-	-	-	-
ALL OTHER School Districts: (Weighted Avg)		-	-	-	-	-	-	-	-
TOTAL ENROLLMENT	-	722	-	-	-	722	-	-	722
REVENUE PER PUPIL	-	4,500	-	-	-	4,606	-	-	4,730
EXPENSES PER PUPIL	-	3,195	-	-	-	5,027	-	-	4,551

Total Revenue		-	-	3,599,390	-	-
Total Expenses		-	-	4,641,089	-	-
Net Income		-	-	(1,041,699)	-	-
Actual Student Enrollment		-	-	722	-	-
		3rd Quarter - 1/1 - 3/31		4th Quarter - 4/1 - 6/30		
		Revised Budget	Variance	Original Budget	Revised Budget	Variance
REVENUE		Use the 'REVISED' Column(s) COMPLETELY BLANK. Selected quarter(s) must be completed on tabs 2, 3 and 4.				
REVENUES FROM STATE SOURCES						
Per Pupil Revenue						
NYC CHANCELLOR'S OFFICE		2017-18	Per Pupil Rate	25.0%	25.0%	25.0%
		14,527		-	2,622,124	-
-		-		-	-	-
-		-		-	-	-
-		-		-	-	-
-		-		-	-	-
-		-		-	-	-
-		-		-	-	-
-		-		-	-	-
-		-		-	-	-
-		-		-	-	-
-		-		-	-	-
-		-		-	-	-
-		-		-	-	-
-		-		-	-	-
-		-		-	-	-
-		-		-	-	-
-		-		-	-	-
ALL OTHER School Districts: (Weighted Avg)		-		-	-	-
TOTAL Per Pupil Revenue (Weighted Average Per Pupil Funding)		14,527		-	2,622,124	-
Special Education Revenue					403,075	-
Grants						
Stimulus						-
DYCD (Department of Youth and Community Development)					178,780	-
Other						-
NYC DoE Rental Assistance						
Other					216,600	-
TOTAL REVENUE FROM STATE SOURCES				-	3,420,579	-
REVENUE FROM FEDERAL FUNDING						
IDEA Special Needs						-
Title I					112,500	-
Title Funding - Other					2,100	-
School Food Service (Free Lunch)						-

Total Revenue	-	-	3,599,390	-	-
Total Expenses	-	-	4,641,089	-	-
Net Income	-	-	(1,041,699)	-	-
Actual Student Enrollment	-	-	722	-	-
	Quarter - 1/1 - 3/31		4th Quarter - 4/1 - 6/30		
	Revised Budget	Variance	Original Budget	Revised Budget	Variance
Grants					
Charter School Program (CSP) Planning & Implementation		-			-
Other		-			-
Other		-			-
TOTAL REVENUE FROM FEDERAL SOURCES	-	-	114,600	-	-
LOCAL and OTHER REVENUE					
Contributions and Donations		-			-
Fundraising		-			-
Erate Reimbursement		-	6,825		-
Earnings on Investments		-			-
Interest Income		-			-
Food Service (Income from meals)		-			-
Text Book		-	57,386		-
OTHER		-			-
TOTAL REVENUE FROM LOCAL and OTHER SOURCES	-	-	64,211	-	-
TOTAL REVENUE	-	-	3,599,390	-	-

Total Revenue			-	-	3,599,390
Total Expenses			-	-	4,641,089
Net Income			-	-	(1,041,699)
Actual Student Enrollment			-	-	722
			Quarter - 1/1 - 3/31		4th Quarter - 4/1 - 6/30
			Revised Budget	Variance	Original Budget
					Revised Budget
					Variance
EXPENSES					
ADMINISTRATIVE STAFF PERSONNEL COSTS		Avg. No. of Positions			
Executive Management	-	-		-	-
Instructional Management	2.00	-	94,917		-
Deans, Directors & Coordinators	12.50	-	298,085		-
CFO / Director of Finance	-	-	-		-
Operation / Business Manager	4.00	-	85,346		-
Administrative Staff	6.00	-	50,886		-
TOTAL ADMINISTRATIVE STAFF	24.50	-	529,234	-	-
INSTRUCTIONAL PERSONNEL COSTS					
Teachers - Regular	43.00	-	1,287,488		-
Teachers - SPED	23.50	-	568,847		-
Substitute Teachers	-	-	-		-
Teaching Assistants	7.00	-	16,538		-
Specialty Teachers	11.50	-	364,196		-
Aides	6.00	-	46,368		-
Therapists & Counselors	3.00	-	83,952		-
Other	-	-	7,017		-
TOTAL INSTRUCTIONAL	94.00	-	2,374,406	-	-
NON-INSTRUCTIONAL PERSONNEL COSTS					
Nurse	-	-			-
Librarian	-	-			-
Custodian	-	-			-
Security	-	-			-
Other	-	-			-
TOTAL NON-INSTRUCTIONAL	-	-	-	-	-
SUBTOTAL PERSONNEL SERVICE COSTS		118.50	-	-	2,903,640
PAYROLL TAXES AND BENEFITS					

Total Revenue		-	-	3,599,390	-	-
Total Expenses		-	-	4,641,089	-	-
Net Income		-	-	(1,041,699)	-	-
Actual Student Enrollment		-	-	722	-	-
		Quarter - 1/1 - 3/31		4th Quarter - 4/1 - 6/30		
		Revised Budget	Variance	Original Budget	Revised Budget	Variance
Payroll Taxes			-	215,921		-
Fringe / Employee Benefits			-	482,887		-
Retirement / Pension			-	78,588		-
TOTAL PAYROLL TAXES AND BENEFITS		-	-	777,395	-	-
TOTAL PERSONNEL SERVICE COSTS		-	-	3,681,035	-	-
CONTRACTED SERVICES						
Accounting / Audit			-	14,867		-
Legal			-	-		-
Management Company Fee			-	398,319		-
Nurse Services			-	-		-
Food Service / School Lunch			-	-		-
Payroll Services			-	7,800		-
Special Ed Services			-	-		-
Titlement Services (i.e. Title I)			-	-		-
Other Purchased / Professional / Consulting			-	72,250		-
TOTAL CONTRACTED SERVICES		-	-	493,236	-	-

Total Revenue	-	-	3,599,390	-	-
Total Expenses	-	-	4,641,089	-	-
Net Income	-	-	(1,041,699)	-	-
Actual Student Enrollment	-	-	722	-	-
	Quarter - 1/1 - 3/31		4th Quarter - 4/1 - 6/30		
	Revised Budget	Variance	Original Budget	Revised Budget	Variance
SCHOOL OPERATIONS					
Board Expenses		-	-		-
Classroom / Teaching Supplies & Materials		-	37,243		-
Special Ed Supplies & Materials		-	1,425		-
Textbooks / Workbooks		-	77,136		-
Supplies & Materials other		-	-		-
Equipment / Furniture		-	27,936		-
Telephone		-	-		-
Technology		-	23,488		-
Student Testing & Assessment		-	3,875		-
Field Trips		-	21,780		-
Transportation (student)		-	1,125		-
Student Services - other		-	44,575		-
Office Expense		-	15,750		-
Staff Development		-	77,630		-
Staff Recruitment		-	5,125		-
Student Recruitment / Marketing		-	-		-
School Meals / Lunch		-	12,506		-
Travel (Staff)		-	2,500		-
Fundraising		-	-		-
Other		-	11,625		-
TOTAL SCHOOL OPERATIONS	-	-	363,718	-	-
FACILITY OPERATION & MAINTENANCE					
Insurance		-	13,738		-
Janitorial		-	-		-
Building and Land Rent / Lease / Facility Finance Interest		-	-		-
Repairs & Maintenance		-	375		-
Equipment / Furniture		-	-		-
Security		-	-		-
Utilities		-	-		-
TOTAL FACILITY OPERATION & MAINTENANCE	-	-	14,113	-	-
DEPRECIATION & AMORTIZATION		-	88,988		-
RESERVES / CONTINGENCY		-			-

Total Revenue	-	-	3,599,390	-	-
Total Expenses	-	-	4,641,089	-	-
Net Income	-	-	(1,041,699)	-	-
Actual Student Enrollment	-	-	722	-	-
	Quarter - 1/1 - 3/31		4th Quarter - 4/1 - 6/30		
	Revised Budget	Variance	Original Budget	Revised Budget	Variance
TOTAL EXPENSES	-	-	4,641,089	-	-
NET INCOME	-	-	(1,041,699)	-	-

Total Revenue	-	-	3,599,390	-	-
Total Expenses	Quarter - 1/1 - 3/31	-	4,641,089	-	-
Net Income	-	-	(1,041,699)	-	-
Actual Student Enrollment	-	-	722	-	-
	Quarter - 1/1 - 3/31		4th Quarter - 4/1 - 6/30		
	Revised Budget	Variance	Original Budget	Revised Budget	Variance
ENROLLMENT - *School Districts Are Linked To Above Entries*					
Number of Districts:	-	-	1	-	-
NYC CHANCELLOR'S OFFICE	-	-	722	-	-
-	-	-	-	-	-
-	-	-	-	-	-
-	-	-	-	-	-
-	-	-	-	-	-
-	-	-	-	-	-
-	-	-	-	-	-
-	-	-	-	-	-
-	-	-	-	-	-
-	-	-	-	-	-
-	-	-	-	-	-
-	-	-	-	-	-
-	-	-	-	-	-
-	-	-	-	-	-
ALL OTHER School Districts: (Weighted Avg)	-	-	-	-	-
TOTAL ENROLLMENT	-	-	722	-	-
REVENUE PER PUPIL	-	-	4,985	-	-
EXPENSES PER PUPIL	-	-	6,428	-	-

		GIRLS PREPARATORY CHARTER SCHOOL OF THE BRONX Budget / Operating Plan 2017-18					DESCRIPTION OF ASSUMPTIONS
Total Revenue		13,589,005	13,589,005	-	13,589,005	13,589,005	
Total Expenses		13,863,358	13,863,358	-	(13,863,358)	(13,863,358)	
Net Income		(274,353)	(274,353)	-	(274,353)	(274,353)	
Actual Student Enrollment							
		Total Year			VARIANCE		
		Original Budget	Revised Budget	Variance	Original Budget vs. PY Budget	Revised Budget vs. PY Budget	
REVENUE							
REVENUES FROM STATE SOURCES							
Per Pupil Revenue	2017-18 Per Pupil Rate						
NYC CHANCELLOR'S OFFICE	14,527	10,488,494	10,488,494	-	10,488,494	10,488,494	
-	-	-	-	-	-	-	
-	-	-	-	-	-	-	
-	-	-	-	-	-	-	
-	-	-	-	-	-	-	
-	-	-	-	-	-	-	
-	-	-	-	-	-	-	
-	-	-	-	-	-	-	
-	-	-	-	-	-	-	
-	-	-	-	-	-	-	
-	-	-	-	-	-	-	
-	-	-	-	-	-	-	
-	-	-	-	-	-	-	
-	-	-	-	-	-	-	
ALL OTHER School Districts: (Weighted Avg)	-	-	-	-	-	-	
TOTAL Per Pupil Revenue (Weighted Average Per Pupil Funding)	14,527	10,488,494	10,488,494	-	10,488,494	10,488,494	
Special Education Revenue		1,612,225	1,612,225	-	1,612,225	1,612,225	
Grants							
Stimulus		-	-	-	-	-	
DYCD (Department of Youth and Community Development)		715,000	715,000	-	715,000	715,000	
Other		-	-	-	-	-	
NYC DoE Rental Assistance		-	-	-	-	-	
Other		216,600	216,600	-	216,600	216,600	
TOTAL REVENUE FROM STATE SOURCES		13,032,319	13,032,319	-	13,032,319	13,032,319	
REVENUE FROM FEDERAL FUNDING							
IDEA Special Needs		90,000	90,000	-	90,000	90,000	
Title I		375,000	375,000	-	375,000	375,000	
Title Funding - Other		7,000	7,000	-	7,000	7,000	
School Food Service (Free Lunch)		-	-	-	-	-	

GIRLS PREPARATORY CHARTER SCHOOL OF THE BRONX
Budget / Operating Plan

2017-18

Total Revenue	13,589,005	13,589,005	-	13,589,005	13,589,005
Total Expenses	13,863,358	13,863,358	-	(13,863,358)	(13,863,358)
Net Income	(274,353)	(274,353)	-	(274,353)	(274,353)
Actual Student Enrollment					
	Total Year			VARIANCE	
	Original Budget	Revised Budget	Variance	Original Budget vs. PY Budget	Revised Budget vs. PY Budget
Grants					
Charter School Program (CSP) Planning & Implementation	-	-	-	-	-
Other	-	-	-	-	-
Other	-	-	-	-	-
TOTAL REVENUE FROM FEDERAL SOURCES	472,000	472,000	-	472,000	472,000
LOCAL and OTHER REVENUE					
Contributions and Donations	-	-	-	-	-
Fundraising	-	-	-	-	-
Erate Reimbursement	27,300	27,300	-	27,300	27,300
Earnings on Investments	-	-	-	-	-
Interest Income	-	-	-	-	-
Food Service (Income from meals)	-	-	-	-	-
Text Book	57,386	57,386	-	57,386	57,386
OTHER	-	-	-	-	-
TOTAL REVENUE FROM LOCAL and OTHER SOURCES	84,686	84,686	-	84,686	84,686
TOTAL REVENUE	13,589,005	13,589,005	-	13,589,005	13,589,005

DESCRIPTION OF ASSUMPTIONS

GIRLS PREPARATORY CHARTER SCHOOL OF THE BRONX
Budget / Operating Plan

2017-18

Total Revenue	13,589,005	13,589,005	-	13,589,005	13,589,005
Total Expenses	13,863,358	13,863,358	-	(13,863,358)	(13,863,358)
Net Income	(274,353)	(274,353)	-	(274,353)	(274,353)

Actual Student Enrollment

Total Year			VARIANCE	
Original Budget	Revised Budget	Variance	Original Budget vs. PY Budget	Revised Budget vs. PY Budget

DESCRIPTION OF ASSUMPTIONS

EXPENSES

ADMINISTRATIVE STAFF PERSONNEL COSTS

Avg. No.
of Positions

Executive Management	-	-	-	-	-
Instructional Management	2.00	312,197	312,197	(312,197)	(312,197)
Deans, Directors & Coordinators	12.50	1,033,977	1,033,977	(1,033,977)	(1,033,977)
CFO / Director of Finance	-	-	-	-	-
Operation / Business Manager	4.00	317,000	317,000	(317,000)	(317,000)
Administrative Staff	6.00	189,005	189,005	(189,005)	(189,005)
TOTAL ADMINISTRATIVE STAFF	24.50	1,852,179	1,852,179	(1,852,179)	(1,852,179)

INSTRUCTIONAL PERSONNEL COSTS

Teachers - Regular	43.00	3,347,468	3,347,468	(3,347,468)	(3,347,468)
Teachers - SPED	23.50	1,479,002	1,479,002	(1,479,002)	(1,479,002)
Substitute Teachers	-	-	-	-	-
Teaching Assistants	7.00	43,000	43,000	(43,000)	(43,000)
Specialty Teachers	11.50	946,910	946,910	(946,910)	(946,910)
Aides	6.00	172,225	172,225	(172,225)	(172,225)
Therapists & Counselors	3.00	218,274	218,274	(218,274)	(218,274)
Other	-	26,062	26,062	(26,062)	(26,062)
TOTAL INSTRUCTIONAL	94.00	6,232,941	6,232,941	(6,232,941)	(6,232,941)

NON-INSTRUCTIONAL PERSONNEL COSTS

Nurse	-	-	-	-	-
Librarian	-	-	-	-	-
Custodian	-	-	-	-	-
Security	-	-	-	-	-
Other	-	-	-	-	-
TOTAL NON-INSTRUCTIONAL	-	-	-	-	-

SUBTOTAL PERSONNEL SERVICE COSTS

118.50	8,085,120	8,085,120	-	(8,085,120)	(8,085,120)
--------	-----------	-----------	---	-------------	-------------

PAYROLL TAXES AND BENEFITS

GIRLS PREPARATORY CHARTER SCHOOL OF THE BRONX
Budget / Operating Plan

2017-18

Total Revenue	13,589,005	13,589,005	-	13,589,005	13,589,005
Total Expenses	13,863,358	13,863,358	-	(13,863,358)	(13,863,358)
Net Income	(274,353)	(274,353)	-	(274,353)	(274,353)

Actual Student Enrollment

	Total Year			VARIANCE	
	Original Budget	Revised Budget	Variance	Original Budget vs. PY Budget	Revised Budget vs. PY Budget
Payroll Taxes	604,450	604,450	-	(604,450)	(604,450)
Fringe / Employee Benefits	1,394,752	1,394,752	-	(1,394,752)	(1,394,752)
Retirement / Pension	<u>220,000</u>	<u>220,000</u>	-	<u>(220,000)</u>	<u>(220,000)</u>
TOTAL PAYROLL TAXES AND BENEFITS	2,219,202	2,219,202	-	(2,219,202)	(2,219,202)
TOTAL PERSONNEL SERVICE COSTS	10,304,322	10,304,322	-	(10,304,322)	(10,304,322)
CONTRACTED SERVICES					
Accounting / Audit	14,867	14,867	-	(14,867)	(14,867)
Legal	-	-	-	-	-
Management Company Fee	1,593,274	1,593,274	-	(1,593,274)	(1,593,274)
Nurse Services	-	-	-	-	-
Food Service / School Lunch	-	-	-	-	-
Payroll Services	31,200	31,200	-	(31,200)	(31,200)
Special Ed Services	-	-	-	-	-
Titlement Services (i.e. Title I)	-	-	-	-	-
Other Purchased / Professional / Consulting	<u>260,000</u>	<u>260,000</u>	-	<u>(260,000)</u>	<u>(260,000)</u>
TOTAL CONTRACTED SERVICES	1,899,341	1,899,341	-	(1,899,341)	(1,899,341)

DESCRIPTION OF ASSUMPTIONS

GIRLS PREPARATORY CHARTER SCHOOL OF THE BRONX
Budget / Operating Plan

2017-18

Total Revenue	13,589,005	13,589,005	-	13,589,005	13,589,005
Total Expenses	13,863,358	13,863,358	-	(13,863,358)	(13,863,358)
Net Income	(274,353)	(274,353)	-	(274,353)	(274,353)

Actual Student Enrollment

	Total Year			VARIANCE	
	Original Budget	Revised Budget	Variance	Original Budget vs. PY Budget	Revised Budget vs. PY Budget
SCHOOL OPERATIONS					
Board Expenses	-	-	-	-	-
Classroom / Teaching Supplies & Materials	148,972	148,972	-	(148,972)	(148,972)
Special Ed Supplies & Materials	5,700	5,700	-	(5,700)	(5,700)
Textbooks / Workbooks	136,386	136,386	-	(136,386)	(136,386)
Supplies & Materials other	-	-	-	-	-
Equipment / Furniture	111,744	111,744	-	(111,744)	(111,744)
Telephone	-	-	-	-	-
Technology	93,950	93,950	-	(93,950)	(93,950)
Student Testing & Assessment	15,500	15,500	-	(15,500)	(15,500)
Field Trips	72,600	72,600	-	(72,600)	(72,600)
Transportation (student)	4,500	4,500	-	(4,500)	(4,500)
Student Services - other	165,250	165,250	-	(165,250)	(165,250)
Office Expense	63,000	63,000	-	(63,000)	(63,000)
Staff Development	310,518	310,518	-	(310,518)	(310,518)
Staff Recruitment	20,500	20,500	-	(20,500)	(20,500)
Student Recruitment / Marketing	-	-	-	-	-
School Meals / Lunch	42,185	42,185	-	(42,185)	(42,185)
Travel (Staff)	10,000	10,000	-	(10,000)	(10,000)
Fundraising	-	-	-	-	-
Other	46,488	46,488	-	(46,488)	(46,488)
TOTAL SCHOOL OPERATIONS	1,247,293	1,247,293	-	(1,247,293)	(1,247,293)
FACILITY OPERATION & MAINTENANCE					
Insurance	54,952	54,952	-	(54,952)	(54,952)
Janitorial	-	-	-	-	-
Building and Land Rent / Lease / Facility Finance Interest	-	-	-	-	-
Repairs & Maintenance	1,500	1,500	-	(1,500)	(1,500)
Equipment / Furniture	-	-	-	-	-
Security	-	-	-	-	-
Utilities	-	-	-	-	-
TOTAL FACILITY OPERATION & MAINTENANCE	56,452	56,452	-	(56,452)	(56,452)
DEPRECIATION & AMORTIZATION	355,950	355,950	-	(355,950)	(355,950)
RESERVES / CONTINGENCY	-	-	-	-	-

DESCRIPTION OF ASSUMPTIONS

GIRLS PREPARATORY CHARTER SCHOOL OF THE BRONX
Budget / Operating Plan

2017-18

Total Revenue	13,589,005	13,589,005	-	13,589,005	13,589,005
Total Expenses	13,863,358	13,863,358	-	(13,863,358)	(13,863,358)
Net Income	(274,353)	(274,353)	-	(274,353)	(274,353)
Actual Student Enrollment					
	Total Year			VARIANCE	
	Original Budget	Revised Budget	Variance	Original Budget vs. PY Budget	Revised Budget vs. PY Budget
TOTAL EXPENSES	<u>13,863,358</u>	<u>13,863,358</u>	-	<u>(13,863,358)</u>	<u>(13,863,358)</u>
NET INCOME	<u>(274,353)</u>	<u>(274,353)</u>	-	<u>(274,353)</u>	<u>(274,353)</u>

DESCRIPTION OF ASSUMPTIONS

		GIRLS PREPARATORY CHARTER SCHOOL OF THE BRONX					DESCRIPTION OF ASSUMPTIONS
		Budget / Operating Plan					
		2017-18					
Total Revenue		13,589,005	13,589,005	-	13,589,005	13,589,005	
Total Expenses		13,863,358	13,863,358	-	(13,863,358)	(13,863,358)	
Net Income		(274,353)	(274,353)	-	(274,353)	(274,353)	
Actual Student Enrollment							
		Total Year			VARIANCE		
		Original Budget	Revised Budget	Variance	Original Budget vs. PY Budget	Revised Budget vs. PY Budget	
ENROLLMENT - *School Districts Are Linked To Above Entries*							
Number of Districts:							
NYC CHANCELLOR'S OFFICE							
-							
-							
-							
-							
-							
-							
-							
-							
-							
-							
-							
ALL OTHER School Districts: (Weighted Avg)							
TOTAL ENROLLMENT							
REVENUE PER PUPIL							
EXPENSES PER PUPIL							

GIRLS PREPARATORY CHARTER SCHOOL OF THE BRONX

DO NOT ENTER BALANCE SHEET DATA ON THIS
TEMPLATE

Balance sheet data should for the Ed Corp:
Public Prep Charter School Academies
should be entered on the template for
Girls Preparatory Charter School of New York.

BALANCE SHEET 2017-18

	Prior Year	Q1	Q2	Q3	Q4
	2016-17	As of 9/30	As of 12/31	As of 3/31	As of 6/30
<u>ASSETS</u>					
<u>CURRENT ASSETS</u>					
Cash and cash equivalents	-	-	-	-	-
Grants and contracts receivable	-	-	-	-	-
Accounts receivables	-	-	-	-	-
Prepaid Expenses	-	-	-	-	-
Contributions and other receivables	-	-	-	-	-
TOTAL CURRENT ASSETS	-	-	-	-	-
<u>PROPERTY, BUILDING AND EQUIPMENT, net</u>	-	-	-	-	-
<u>OTHER ASSETS</u>	-	-	-	-	-
TOTAL ASSETS	-	-	-	-	-
<u>LIABILITIES AND NET ASSETS</u>					
<u>CURRENT LIABILITIES</u>					
Accounts payable and accrued expenses	-	-	-	-	-
Accrued payroll and benefits	-	-	-	-	-
Deferred Revenue	-	-	-	-	-
Current maturities of long-term debt	-	-	-	-	-
Short Term Debt - Bonds, Notes Payable	-	-	-	-	-
Other	-	-	-	-	-
TOTAL CURRENT LIABILITIES	-	-	-	-	-
<u>LONG-TERM DEBT and NOTES PAYABLE, net current maturities</u>	-	-	-	-	-
TOTAL LIABILITIES	-	-	-	-	-
<u>NET ASSETS</u>					
Unrestricted	-	-	-	-	-
Temporarily restricted	-	-	-	-	-
TOTAL NET ASSETS	-	-	-	-	-
TOTAL LIABILITIES AND NET ASSETS	-	-	-	-	-

Budget / Operating Plan

Total Revenue	-	3,248,939	-	-	3,325,339	-	-
Total Expenses	-	2,307,131	-	-	3,629,672	-	-
Net Income	-	941,807	-	-	(304,333)	-	-
Actual Student Enrollment	-	722	-	-	722	-	-

Actual	Current Budget	Variance	Actual	Current Budget	Variance	Actual
--------	----------------	----------	--------	----------------	----------	--------

	2,622,124	-		2,622,124	-	
	-	-		-	-	
	-	-		-	-	
	-	-		-	-	
	-	-		-	-	
	-	-		-	-	
	-	-		-	-	
	-	-		-	-	
	-	-		-	-	
	-	-		-	-	
	-	-		-	-	
	-	-		-	-	
	-	-		-	-	
	-	-		-	-	
	-	-		-	-	
	-	-		-	-	
-	2,622,124	-	-	2,622,124	-	-
	403,050	-		403,050	-	

14,527

	403,050	-		403,050	-	
--	---------	---	--	---------	---	--

	-	-		-	-	
	178,740	-		178,740	-	
	-	-		-	-	
	-	-		-	-	
	-	-		-	-	
-	3,203,914	-	-	3,203,914	-	-

Pac	-	-	-	-
-----	---	---	---	---

GIRLS PREPARATORY CHARTER SCHOOL

Budget / Operating Plan

2017-18

Total Revenue	-	3,248,939	-	-	3,325,339	-	-
Total Expenses	-	2,307,131	-	-	3,629,672	-	-
Net Income	-	941,807	-	-	(304,333)	-	-
Actual Student Enrollment	-	722	-	-	722	-	-

	1st Quarter - 7/1 - 9/30			2nd Quarter - 10/1 - 12/31			3rd Quarter
	Actual	Current Budget	Variance	Actual	Current Budget	Variance	Actual
*NOTE: Enrollment, Revenue and Expenditure Data IN the 'Total and Variance Analysis' Section is Based on LAST ACTUAL Quarter Completed							
Other		-	-		-	-	
Other		-	-		-	-	
TOTAL REVENUE FROM FEDERAL SOURCES	-	38,200	-	-	114,600	-	-
LOCAL and OTHER REVENUE							
Contributions and Donations		-	-		-	-	
Fundraising		-	-		-	-	
Erate Reimbursement		6,825	-		6,825	-	
Earnings on Investments		-	-		-	-	
Interest Income		-	-		-	-	
Food Service (Income from meals)		-	-		-	-	
Text Book		-	-		-	-	
OTHER		-	-		-	-	
TOTAL REVENUE FROM LOCAL and OTHER SOURCES	-	6,825	-	-	6,825	-	-
TOTAL REVENUE	-	3,248,939	-	-	3,325,339	-	-

GIRLS PREPARATORY CHARTER SCHOOL

Budget / Operating Plan

2017-18

Total Revenue	- 3,248,939	-	- 3,325,339	-	-
Total Expenses	- 2,307,131	-	- 3,629,672	-	-
Net Income	- 941,807	-	- (304,333)	-	-
Actual Student Enrollment	- 722	-	- 722	-	-

***NOTE: Enrollment, Revenue and Expenditure Data IN the 'Total and Variance Analysis' Section is Based on LAST ACTUAL Quarter Completed**

1st Quarter - 7/1 - 9/30

2nd Quarter - 10/1 - 12/31

3rd Quarter

Actual	Current Budget	Variance	Actual	Current Budget	Variance	Actual
---------------	-----------------------	-----------------	---------------	-----------------------	-----------------	---------------

EXPENSES

Quarter 0

No. of Positions

ADMINISTRATIVE STAFF PERSONNEL COSTS

Executive Management	-		-		-		-
Instructional Management	-	68,615	-		80,050	-	
Deans, Directors & Coordinators	-	223,117	-		276,110	-	
CFO / Director of Finance	-		-		-	-	
Operation / Business Manager	-	73,154	-		85,346	-	
Administrative Staff	-	43,617	-		50,886	-	
TOTAL ADMINISTRATIVE STAFF	-	- 408,502	-	-	492,392	-	-

INSTRUCTIONAL PERSONNEL COSTS

Teachers - Regular	-	386,246	-		901,241	-	
Teachers - SPED	-	170,654	-		398,193	-	
Substitute Teachers	-	-	-		-	-	
Teaching Assistants	-	4,962	-		11,577	-	
Specialty Teachers	-	109,259	-		254,937	-	
Aides	-	39,744	-		46,368	-	
Therapists & Counselors	-	25,185	-		58,766	-	
Other	-	6,014	-		7,017	-	
TOTAL INSTRUCTIONAL	-	- 742,065	-	-	1,678,099	-	-

NON-INSTRUCTIONAL PERSONNEL COSTS

Nurse	-	-	-		-	-	
Librarian	-	-	-		-	-	
Custodian	-	-	-		-	-	
Security	-	-	-		-	-	
Other	-	-	-		-	-	
TOTAL NON-INSTRUCTIONAL	-	-	-	-	-	-	-

SUBTOTAL PERSONNEL SERVICE COSTS

	-	- 1,150,567	-	-	2,170,492	-	-
--	---	-------------	---	---	-----------	---	---

PAYROLL TAXES AND BENEFITS

Payroll Taxes		86,970	-		162,378	-	
Fringe / Employee Benefits		214,559	-		349,901	-	
Retirement / Pension		31,654	-		59,100	-	
TOTAL PAYROLL TAXES AND BENEFITS		- 333,183	-	-	571,379	-	-

GIRLS PREPARATORY CHARTER SCHOOL

Budget / Operating Plan

2017-18

Total Revenue	- 3,248,939	-	- 3,325,339	-	-
Total Expenses	- 2,307,131	-	- 3,629,672	-	-
Net Income	- 941,807	-	- (304,333)	-	-
Actual Student Enrollment	- 722	-	- 722	-	-

*NOTE: Enrollment, Revenue and Expenditure Data IN the 'Total and Variance Analysis' Section is Based on LAST ACTUAL Quarter Completed		1st Quarter - 7/1 - 9/30			2nd Quarter - 10/1 - 12/31			3rd Quarter - 1/1 - 3/31	
		Actual	Current Budget	Variance	Actual	Current Budget	Variance	Actual	
TOTAL PERSONNEL SERVICE COSTS	-	-	1,483,750	-	-	2,741,871	-	-	
CONTRACTED SERVICES									
Accounting / Audit			-	-		-	-		
Legal			-	-		-	-		
Management Company Fee			398,319	-		398,319	-		
Nurse Services			-	-		-	-		
Food Service / School Lunch			-	-		-	-		
Payroll Services			7,800	-		7,800	-		
Special Ed Services			-	-		-	-		
Titlement Services (i.e. Title I)			-	-		-	-		
Other Purchased / Professional / Consulting			43,250	-		72,250	-		
TOTAL CONTRACTED SERVICES		-	449,369	-	-	478,369	-	-	

GIRLS PREPARATORY CHARTER SCHOOL

Budget / Operating Plan

2017-18

Total Revenue	- 3,248,939	-	- 3,325,339	-	-
Total Expenses	- 2,307,131	-	- 3,629,672	-	-
Net Income	- 941,807	-	- (304,333)	-	-
Actual Student Enrollment	- 722	-	- 722	-	-

***NOTE: Enrollment, Revenue and Expenditure Data IN the 'Total and Variance Analysis' Section is Based on LAST ACTUAL Quarter Completed**

1st Quarter - 7/1 - 9/30			2nd Quarter - 10/1 - 12/31			3rd Quarter
Actual	Current Budget	Variance	Actual	Current Budget	Variance	Actual

SCHOOL OPERATIONS

Board Expenses	-	-		-	-	
Classroom / Teaching Supplies & Materials	37,243	-		37,243	-	
Special Ed Supplies & Materials	1,425	-		1,425	-	
Textbooks / Workbooks	19,750	-		19,750	-	
Supplies & Materials other	-	-		-	-	
Equipment / Furniture	27,936	-		27,936	-	
Telephone	-	-		-	-	
Technology	23,488	-		23,488	-	
Student Testing & Assessment	3,875	-		3,875	-	
Field Trips	7,260	-		21,780	-	
Transportation (student)	1,125	-		1,125	-	
Student Services - other	31,525	-		44,575	-	
Office Expense	15,750	-		15,750	-	
Staff Development	77,630	-		77,630	-	
Staff Recruitment	5,125	-		5,125	-	
Student Recruitment / Marketing	-	-		-	-	
School Meals / Lunch	4,669	-		12,506	-	
Travel (Staff)	2,500	-		2,500	-	
Fundraising	-	-		-	-	
Other	11,613	-		11,625	-	
TOTAL SCHOOL OPERATIONS	- 270,913	-		- 306,332	-	-

FACILITY OPERATION & MAINTENANCE

Insurance	13,738	-		13,738	-	
Janitorial	-	-		-	-	
Building and Land Rent / Lease / Facility Finance Interest	-	-		-	-	
Repairs & Maintenance	375	-		375	-	
Equipment / Furniture	-	-		-	-	
Security	-	-		-	-	
Utilities	-	-		-	-	
TOTAL FACILITY OPERATION & MAINTENANCE	- 14,113	-		- 14,113	-	-

DEPRECIATION & AMORTIZATION

RESERVES / CONTINGENCY	88,988	-		88,988	-	
	-	-		-	-	

GIRLS PREPARATORY CHARTER SCHOOL

Budget / Operating Plan

2017-18

Total Revenue	-	3,248,939	-	-	3,325,339	-	-
Total Expenses	-	2,307,131	-	-	3,629,672	-	-
Net Income	-	941,807	-	-	(304,333)	-	-
Actual Student Enrollment	-	722	-	-	722	-	-

*NOTE: Enrollment, Revenue and Expenditure Data IN the 'Total and Variance Analysis' Section is Based on LAST ACTUAL Quarter Completed	1st Quarter - 7/1 - 9/30			2nd Quarter - 10/1 - 12/31			3rd Quarter
	Actual	Current Budget	Variance	Actual	Current Budget	Variance	Actual
TOTAL EXPENSES	-	2,307,131	-	-	3,629,672	-	-
NET INCOME	-	941,807	-	-	(304,333)	-	-

GIRLS PREPARATORY CHARTER SCHOOL
Budget / Operating Plan

2017-18

Total Revenue	-	3,248,939	-	-	3,325,339	-	-
Total Expenses	-	2,307,131	-	-	3,629,672	-	-
Net Income	-	941,807	-	-	(304,333)	-	-
Actual Student Enrollment	-	722	-	-	722	-	3rd C

***NOTE: Enrollment, Revenue and Expenditure Data IN the 'Total and Variance Analysis' Section is Based on LAST ACTUAL Quarter Completed**

1st Quarter - 7/1 - 9/30

2nd Quarter - 10/1 - 12/31

3rd C

Actual	Current Budget	Variance	Actual	Current Budget	Variance	Actual
---------------	-----------------------	-----------------	---------------	-----------------------	-----------------	---------------

ENROLLMENT - *School Districts Are Linked To Above Entries*

NYC CHANCELLOR'S OFFICE

-

-

-

-

-

-

-

-

-

-

-

-

-

-

-

-

-

-

-

-

-

-

-

-

-

-

-

-

-

-

-

-

-

ALL OTHER School Districts: (Count = 0)

TOTAL ENROLLMENT

REVENUE PER PUPIL

EXPENSES PER PUPIL

n

Total Revenue	3,415,339	-	-	3,599,390	-
Total Expenses	3,285,467	-	-	4,641,089	-
Net Income	129,872	-	-	(1,041,699)	-
Actual Student Enrollment	722	-	-	722	-

*NOTE: Enrollment, Revenue and Expenditure Data IN the 'Total and Variance Analysis' Section is Based on LAST ACTUAL Quarter Completed	Quarter - 1/1 - 3/31		4th Quarter - 4/1 - 6/30		
	Current Budget	Variance	Actual	Current Budget	Variance

REVENUE

REVENUES FROM STATE SOURCES

Per Pupil Revenue

CY Per Pupil Rate

NYC CHANCELLOR'S OFFICE	14,527	2,622,124	-		2,622,124	-
-	-	-	-		-	-
-	-	-	-		-	-
-	-	-	-		-	-
-	-	-	-		-	-
-	-	-	-		-	-
-	-	-	-		-	-
-	-	-	-		-	-
-	-	-	-		-	-
-	-	-	-		-	-
-	-	-	-		-	-
-	-	-	-		-	-
-	-	-	-		-	-
-	-	-	-		-	-
-	-	-	-		-	-
-	-	-	-		-	-
-	-	-	-		-	-
ALL OTHER School Districts: (Count = 0)	-	-	-		-	-
TOTAL Per Pupil Revenue (Weighted Average Per Pupil Funding)	14,527	2,622,124	-	-	2,622,124	-
Special Education Revenue		403,050	-		403,075	-
Grants						
Stimulus		-	-		-	-
DYCD (Department of Youth and Community Development)		178,740	-		178,780	-
Other		-	-		-	-
NYC DoE Rental Assistance		-	-		-	-
Other		-	-		216,600	-
TOTAL REVENUE FROM STATE SOURCES		3,203,914	-	-	3,420,579	-

REVENUE FROM FEDERAL FUNDING

IDEA Special Needs	90,000	-		-	-
Title I	112,500	-		112,500	-
Title Funding - Other	2,100	-		2,100	-
School Food Service (Free Lunch)	-	-		-	-
Grants					
Charter School Program (CSP) Planning & Implementation	-	-		-	-

Page 41 of 62

OL OF THE BRONX

n

Total Revenue	3,415,339	-	-	3,599,390	-
Total Expenses	3,285,467	-	-	4,641,089	-
Net Income	129,872	-	-	(1,041,699)	-
Actual Student Enrollment	722	-	-	722	-
		Quarter - 1/1 - 3/31		4th Quarter - 4/1 - 6/30	
*NOTE: Enrollment, Revenue and Expenditure Data IN the 'Total and Variance Analysis' Section is Based on LAST ACTUAL Quarter Completed					
	Current Budget	Variance	Actual	Current Budget	Variance
Other	-	-		-	-
Other	-	-		-	-
TOTAL REVENUE FROM FEDERAL SOURCES	204,600	-	-	114,600	-
LOCAL and OTHER REVENUE					
Contributions and Donations	-	-		-	-
Fundraising	-	-		-	-
Erate Reimbursement	6,825	-		6,825	-
Earnings on Investments	-	-		-	-
Interest Income	-	-		-	-
Food Service (Income from meals)	-	-		-	-
Text Book	-	-		57,386	-
OTHER	-	-		-	-
TOTAL REVENUE FROM LOCAL and OTHER SOURCES	6,825	-	-	64,211	-
TOTAL REVENUE	3,415,339	-	-	3,599,390	-

OL OF THE BRONX

n

Total Revenue	3,415,339	-	-	3,599,390	-
Total Expenses	3,285,467	-	-	4,641,089	-
Net Income	129,872	-	-	(1,041,699)	-
Actual Student Enrollment	722	-	-	722	-

*NOTE: Enrollment, Revenue and Expenditure Data IN the 'Total and Variance Analysis' Section is Based on LAST ACTUAL Quarter Completed

Quarter - 1/1 - 3/31

4th Quarter - 4/1 - 6/30

Current Budget	Variance	Actual	Current Budget	Variance
----------------	----------	--------	----------------	----------

EXPENSES

ADMINISTRATIVE STAFF PERSONNEL COSTS

Quarter 0

No. of Positions

Executive Management	-	-	-	-	-
Instructional Management	-	68,615	-	94,917	-
Deans, Directors & Coordinators	-	236,665	-	298,085	-
CFO / Director of Finance	-	-	-	-	-
Operation / Business Manager	-	73,154	-	85,346	-
Administrative Staff	-	43,617	-	50,886	-
TOTAL ADMINISTRATIVE STAFF	-	422,050	-	529,234	-

INSTRUCTIONAL PERSONNEL COSTS

Teachers - Regular	-	772,493	-	1,287,488	-
Teachers - SPED	-	341,308	-	568,847	-
Substitute Teachers	-	-	-	-	-
Teaching Assistants	-	9,923	-	16,538	-
Specialty Teachers	-	218,518	-	364,196	-
Aides	-	39,744	-	46,368	-
Therapists & Counselors	-	50,371	-	83,952	-
Other	-	6,014	-	7,017	-
TOTAL INSTRUCTIONAL	-	1,438,371	-	2,374,406	-

NON-INSTRUCTIONAL PERSONNEL COSTS

Nurse	-	-	-	-	-
Librarian	-	-	-	-	-
Custodian	-	-	-	-	-
Security	-	-	-	-	-
Other	-	-	-	-	-
TOTAL NON-INSTRUCTIONAL	-	-	-	-	-

SUBTOTAL PERSONNEL SERVICE COSTS

PAYROLL TAXES AND BENEFITS

Payroll Taxes	-	139,181	-	215,921	-
Fringe / Employee Benefits	-	347,406	-	482,887	-
Retirement / Pension	-	50,657	-	78,588	-
TOTAL PAYROLL TAXES AND BENEFITS	-	537,245	-	777,395	-

OL OF THE BRONX

n

Total Revenue	3,415,339	-	-	3,599,390	-
Total Expenses	3,285,467	-	-	4,641,089	-
Net Income	129,872	-	-	(1,041,699)	-
Actual Student Enrollment	722	-	-	722	-

		Quarter - 1/1 - 3/31		4th Quarter - 4/1 - 6/30		
*NOTE: Enrollment, Revenue and Expenditure Data IN the 'Total and Variance Analysis' Section is Based on LAST ACTUAL Quarter Completed		Current Budget		Actual	Current Budget	Variance
TOTAL PERSONNEL SERVICE COSTS	-	2,397,666	-	-	3,681,035	-
CONTRACTED SERVICES						
Accounting / Audit		-	-		14,867	-
Legal		-	-		-	-
Management Company Fee		398,319	-		398,319	-
Nurse Services		-	-		-	-
Food Service / School Lunch		-	-		-	-
Payroll Services		7,800	-		7,800	-
Special Ed Services		-	-		-	-
Titlement Services (i.e. Title I)		-	-		-	-
Other Purchased / Professional / Consulting		72,250	-		72,250	-
TOTAL CONTRACTED SERVICES		478,369	-	-	493,236	-

OL OF THE BRONX

n

Total Revenue	3,415,339	-	-	3,599,390	-
Total Expenses	3,285,467	-	-	4,641,089	-
Net Income	129,872	-	-	(1,041,699)	-
Actual Student Enrollment	722	-	-	722	-

*NOTE: Enrollment, Revenue and Expenditure Data IN the 'Total and Variance Analysis' Section is Based on LAST ACTUAL Quarter Completed	Quarter - 1/1 - 3/31		4th Quarter - 4/1 - 6/30		
	Current Budget	Variance	Actual	Current Budget	Variance
SCHOOL OPERATIONS					
Board Expenses	-	-	-	-	-
Classroom / Teaching Supplies & Materials	37,243	-	37,243	37,243	-
Special Ed Supplies & Materials	1,425	-	1,425	1,425	-
Textbooks / Workbooks	19,750	-	77,136	77,136	-
Supplies & Materials other	-	-	-	-	-
Equipment / Furniture	27,936	-	27,936	27,936	-
Telephone	-	-	-	-	-
Technology	23,488	-	23,488	23,488	-
Student Testing & Assessment	3,875	-	3,875	3,875	-
Field Trips	21,780	-	21,780	21,780	-
Transportation (student)	1,125	-	1,125	1,125	-
Student Services - other	44,575	-	44,575	44,575	-
Office Expense	15,750	-	15,750	15,750	-
Staff Development	77,630	-	77,630	77,630	-
Staff Recruitment	5,125	-	5,125	5,125	-
Student Recruitment / Marketing	-	-	-	-	-
School Meals / Lunch	12,506	-	12,506	12,506	-
Travel (Staff)	2,500	-	2,500	2,500	-
Fundraising	-	-	-	-	-
Other	11,625	-	11,625	11,625	-
TOTAL SCHOOL OPERATIONS	306,332	-	-	363,718	-
FACILITY OPERATION & MAINTENANCE					
Insurance	13,738	-	13,738	13,738	-
Janitorial	-	-	-	-	-
Building and Land Rent / Lease / Facility Finance Interest	-	-	-	-	-
Repairs & Maintenance	375	-	375	375	-
Equipment / Furniture	-	-	-	-	-
Security	-	-	-	-	-
Utilities	-	-	-	-	-
TOTAL FACILITY OPERATION & MAINTENANCE	14,113	-	-	14,113	-
DEPRECIATION & AMORTIZATION	88,988	-	88,988	88,988	-
RESERVES / CONTINGENCY	-	-	-	-	-

OL OF THE BRONX					
n					
OL OF THE BRONX					
Total Revenue	3,415,339	-	-	3,599,390	-
Total Expenses	3,285,467	-	-	4,641,089	-
Net Income	129,872	-	-	(1,041,699)	-
Actual Student Enrollment	722	-	-	722	-
		Quarter - 1/1 - 3/31		4th Quarter - 4/1 - 6/30	
*NOTE: Enrollment, Revenue and Expenditure Data IN the 'Total and Variance Analysis' Section is Based on LAST ACTUAL Quarter Completed		Quarter - 1/1 - 3/31			
		Current			
		Budget	Variance	Actual	Current Budget Variance
TOTAL EXPENSES		3,285,467	-	-	4,641,089 -
NET INCOME		129,872	-	-	(1,041,699) -

OL OF THE BRONX					
n					
Total Revenue	3,415,339	-	-	3,599,390	-
Total Expenses	3,285,467	-	-	4,641,089	-
Net Income	129,872	-	-	(1,041,699)	-
Actual Student Enrollment	Quarter - 1/1 - 3/31 722	-	-	722	-
*NOTE: Enrollment, Revenue and Expenditure Data IN the 'Total and Variance Analysis' Section is Based on LAST ACTUAL Quarter Completed		Quarter - 1/1 - 3/31		4th Quarter - 4/1 - 6/30	
		Current Budget	Variance	Actual	Current Budget Variance
ENROLLMENT - *School Districts Are Linked To Above Entries*					
NYC CHANCELLOR'S OFFICE	722	-	-	722	-
-	-	-	-	-	-
-	-	-	-	-	-
-	-	-	-	-	-
-	-	-	-	-	-
-	-	-	-	-	-
-	-	-	-	-	-
-	-	-	-	-	-
-	-	-	-	-	-
-	-	-	-	-	-
-	-	-	-	-	-
-	-	-	-	-	-
-	-	-	-	-	-
-	-	-	-	-	-
-	-	-	-	-	-
-	-	-	-	-	-
-	-	-	-	-	-
-	-	-	-	-	-
ALL OTHER School Districts: (Count = 0)	-	-	-	-	-
TOTAL ENROLLMENT	722	-	-	722	-
REVENUE PER PUPIL	4,730	-	-	4,985	-
EXPENSES PER PUPIL	4,551	-	-	6,428	-

2017-18

Total Revenue	-	-	-	13,589,005	(13,589,005)	-	-	13,589,005
Total Expenses	-	-	-	13,863,358	13,863,358	-	-	13,863,358
Net Income	-	-	-	(274,353)	274,353	-	-	(274,353)
Actual Student Enrollment	-	-	-			-	-	

TOTALS AND VARIANCE ANALYSIS

*NOTE: Enrollment, Revenue and Expenditure Data IN the 'Total and Variance Analysis' Section is Based on LAST ACTUAL Quarter Completed		Actual	Current Budget (Current Quarter)	Actual vs. Current Budget	Current Budget - TY	Actual vs. Current Budget TY	Original Budget (Current Quarter)	Actual vs. Original Budget	Original Budget -
REVENUE									
REVENUES FROM STATE SOURCES									
Per Pupil Revenue	CY Per Pupil Rate								
NYC CHANCELLOR'S OFFICE	14,527	-	-	-	10,488,494	(10,400,494)	-	-	10,488,4
-	-	-	-	-	-	-	-	-	-
-	-	-	-	-	-	-	-	-	-
-	-	-	-	-	-	-	-	-	-
-	-	-	-	-	-	-	-	-	-
-	-	-	-	-	-	-	-	-	-
-	-	-	-	-	-	-	-	-	-
-	-	-	-	-	-	-	-	-	-
-	-	-	-	-	-	-	-	-	-
-	-	-	-	-	-	-	-	-	-
-	-	-	-	-	-	-	-	-	-
-	-	-	-	-	-	-	-	-	-
-	-	-	-	-	-	-	-	-	-
-	-	-	-	-	-	-	-	-	-
-	-	-	-	-	-	-	-	-	-
ALL OTHER School Districts: (Count = 0)	-	-	-	-	-	-	-	-	-
TOTAL Per Pupil Revenue (Weighted Average Per Pupil Funding)	14,527	-	-	-	10,488,494	(10,400,494)	-	-	10,488,4
Special Education Revenue		-	-	-	1,612,225	(1,612,225)	-	-	1,612,2
Grants									
Stimulus		-	-	-	-	-	-	-	-
DYCD (Department of Youth and Community Development)		-	-	-	715,000	(715,000)	-	-	715,0
Other		-	-	-	-	-	-	-	-
NYC DoE Rental Assistance		-	-	-	-	-	-	-	-
Other		-	-	-	216,600	(216,600)	-	-	216,6
TOTAL REVENUE FROM STATE SOURCES		-	-	-	13,032,319	(13,032,319)	-	-	13,032,3
REVENUE FROM FEDERAL FUNDING									
IDEA Special Needs		-	-	-	90,000	(90,000)	-	-	90,0
Title I		-	-	-	375,000	(375,000)	-	-	375,0
Title Funding - Other		-	-	-	7,000	(7,000)	-	-	7,0
School Food Service (Free Lunch)		-	-	-	-	-	-	-	-
Grants									
Charter School Program (CSP) Planning & Implementation		-	-	-	-	-	-	-	-

Page 48 of 62

				GIRLS PREPARATORY CHARTER SCHOOL OF THE							
				Budget / Operating Plan							
				2017-18							
Total Revenue	-	-	-	13,589,005	(13,589,005)	-	-	13,589,005			
Total Expenses	-	-	-	13,863,358	13,863,358	-	-	13,863,358			
Net Income	-	-	-	(274,353)	274,353	-	-	(274,353)			
Actual Student Enrollment	-	-	-			-	-				
				TOTALS AND VARIANCE ANALYSIS							
*NOTE: Enrollment, Revenue and Expenditure Data IN the 'Total and Variance Analysis' Section is Based on LAST ACTUAL Quarter Completed				Actual	Current Budget (Current Quarter)	Actual vs. Current Budget	Current Budget - TY	Actual vs. Current Budget TY	Original Budget (Current Quarter)	Actual vs. Original Budget	Original Budget - TY
Other				-	-	-	-	-	-	-	-
Other				-	-	-	-	-	-	-	-
TOTAL REVENUE FROM FEDERAL SOURCES				-	-	-	472,000	(472,000)	-	-	472,000
LOCAL and OTHER REVENUE											
Contributions and Donations				-	-	-	-	-	-	-	-
Fundraising				-	-	-	-	-	-	-	-
Erate Reimbursement				-	-	-	27,300	(27,300)	-	-	27,300
Earnings on Investments				-	-	-	-	-	-	-	-
Interest Income				-	-	-	-	-	-	-	-
Food Service (Income from meals)				-	-	-	-	-	-	-	-
Text Book				-	-	-	57,386	(57,386)	-	-	57,386
OTHER				-	-	-	-	-	-	-	-
TOTAL REVENUE FROM LOCAL and OTHER SOURCES				-	-	-	84,686	(84,686)	-	-	84,686
TOTAL REVENUE				-	-	-	13,589,005	(13,589,005)	-	-	13,589,005

				GIRLS PREPARATORY CHARTER SCHOOL OF THE							
				Budget / Operating Plan							
				2017-18							
Total Revenue				-	-	-	13,589,005	(13,589,005)	-	-	13,589,0
Total Expenses				-	-	-	13,863,358	13,863,358	-	-	13,863,3
Net Income				-	-	-	(274,353)	274,353	-	-	(274,3
Actual Student Enrollment				-	-	-			-	-	
*NOTE: Enrollment, Revenue and Expenditure Data IN the 'Total and Variance Analysis' Section is Based on LAST ACTUAL Quarter Completed				TOTALS AND VARIANCE ANALYSIS							
				Actual	Current Budget (Current Quarter)	Actual vs. Current Budget	Current Budget - TY	Actual vs. Current Budget TY	Original Budget (Current Quarter)	Actual vs. Original Budget	Original Budget -
EXPENSES											
ADMINISTRATIVE STAFF PERSONNEL COSTS											
Executive Management				-	-	-	-	-	-	-	-
Instructional Management				-	-	-	312,197	312,197	-	-	312,1
Deans, Directors & Coordinators				-	-	-	1,033,977	1,033,977	-	-	1,033,9
CFO / Director of Finance				-	-	-	-	-	-	-	-
Operation / Business Manager				-	-	-	317,000	317,000	-	-	317,0
Administrative Staff				-	-	-	189,005	189,005	-	-	189,0
TOTAL ADMINISTRATIVE STAFF				-	-	-	1,852,179	1,852,179	-	-	1,852,1
INSTRUCTIONAL PERSONNEL COSTS											
Teachers - Regular				-	-	-	3,347,468	3,347,468	-	-	3,347,4
Teachers - SPED				-	-	-	1,479,002	1,479,002	-	-	1,479,0
Substitute Teachers				-	-	-	-	-	-	-	-
Teaching Assistants				-	-	-	43,000	43,000	-	-	43,0
Specialty Teachers				-	-	-	946,910	946,910	-	-	946,9
Aides				-	-	-	172,225	172,225	-	-	172,2
Therapists & Counselors				-	-	-	218,274	218,274	-	-	218,2
Other				-	-	-	26,062	26,062	-	-	26,0
TOTAL INSTRUCTIONAL				-	-	-	6,232,941	6,232,941	-	-	6,232,9
NON-INSTRUCTIONAL PERSONNEL COSTS											
Nurse				-	-	-	-	-	-	-	-
Librarian				-	-	-	-	-	-	-	-
Custodian				-	-	-	-	-	-	-	-
Security				-	-	-	-	-	-	-	-
Other				-	-	-	-	-	-	-	-
TOTAL NON-INSTRUCTIONAL				-	-	-	-	-	-	-	-
SUBTOTAL PERSONNEL SERVICE COSTS				-	-	-	8,085,120	8,085,120	-	-	8,085,1
PAYROLL TAXES AND BENEFITS											
Payroll Taxes				-	-	-	604,450	604,450	-	-	604,4
Fringe / Employee Benefits				-	-	-	1,394,752	1,394,752	-	-	1,394,7
Retirement / Pension				-	-	-	220,000	220,000	-	-	220,0
TOTAL PAYROLL TAXES AND BENEFITS				-	-	-	2,219,202	2,219,202	-	-	2,219,2

		GIRLS PREPARATORY CHARTER SCHOOL OF THE							
		Budget / Operating Plan							
		2017-18							
Total Revenue		-	-	-	13,589,005	(13,589,005)	-	-	13,589,005
Total Expenses		-	-	-	13,863,358	13,863,358	-	-	13,863,358
Net Income		-	-	-	(274,353)	274,353	-	-	(274,353)
Actual Student Enrollment		-	-	-			-	-	
		TOTALS AND VARIANCE ANALYSIS							
*NOTE: Enrollment, Revenue and Expenditure Data IN the 'Total and Variance Analysis' Section is Based on LAST ACTUAL Quarter Completed		Actual	Current Budget (Current Quarter)	Actual vs. Current Budget	Current Budget - TY	Actual vs. Current Budget TY	Original Budget (Current Quarter)	Actual vs. Original Budget	Original Budget - TY
TOTAL PERSONNEL SERVICE COSTS	-	-	-	-	10,304,322	10,304,322	-	-	10,304,322
CONTRACTED SERVICES									
Accounting / Audit		-	-	-	14,867	14,867	-	-	14,867
Legal		-	-	-	-	-	-	-	-
Management Company Fee		-	-	-	1,593,274	1,593,274	-	-	1,593,274
Nurse Services		-	-	-	-	-	-	-	-
Food Service / School Lunch		-	-	-	-	-	-	-	-
Payroll Services		-	-	-	31,200	31,200	-	-	31,200
Special Ed Services		-	-	-	-	-	-	-	-
Titlement Services (i.e. Title I)		-	-	-	-	-	-	-	-
Other Purchased / Professional / Consulting		-	-	-	260,000	260,000	-	-	260,000
TOTAL CONTRACTED SERVICES		-	-	-	1,899,341	1,899,341	-	-	1,899,341

				GIRLS PREPARATORY CHARTER SCHOOL OF THE				
				Budget / Operating Plan				
				2017-18				
Total Revenue	-	-	-	13,589,005	(13,589,005)	-	-	13,589,005
Total Expenses	-	-	-	13,863,358	13,863,358	-	-	13,863,358
Net Income	-	-	-	(274,353)	274,353	-	-	(274,353)
Actual Student Enrollment	-	-	-			-	-	
				TOTALS AND VARIANCE ANALYSIS				
*NOTE: Enrollment, Revenue and Expenditure Data IN the 'Total and Variance Analysis' Section is Based on LAST ACTUAL Quarter Completed				Actual	Current Budget (Current Quarter)	Actual vs. Current Budget	Current Budget - TY	Actual vs. Current Budget TY
				Actual	Original Budget (Current Quarter)	Actual vs. Original Budget	Original Budget - TY	Actual vs. Original Budget TY
SCHOOL OPERATIONS								
Board Expenses	-	-	-	-	-	-	-	-
Classroom / Teaching Supplies & Materials	-	-	-	148,972	148,972	-	-	148,972
Special Ed Supplies & Materials	-	-	-	5,700	5,700	-	-	5,700
Textbooks / Workbooks	-	-	-	136,386	136,386	-	-	136,386
Supplies & Materials other	-	-	-	-	-	-	-	-
Equipment / Furniture	-	-	-	111,744	111,744	-	-	111,744
Telephone	-	-	-	-	-	-	-	-
Technology	-	-	-	93,950	93,950	-	-	93,950
Student Testing & Assessment	-	-	-	15,500	15,500	-	-	15,500
Field Trips	-	-	-	72,600	72,600	-	-	72,600
Transportation (student)	-	-	-	4,500	4,500	-	-	4,500
Student Services - other	-	-	-	165,250	165,250	-	-	165,250
Office Expense	-	-	-	63,000	63,000	-	-	63,000
Staff Development	-	-	-	310,518	310,518	-	-	310,518
Staff Recruitment	-	-	-	20,500	20,500	-	-	20,500
Student Recruitment / Marketing	-	-	-	-	-	-	-	-
School Meals / Lunch	-	-	-	42,185	42,185	-	-	42,185
Travel (Staff)	-	-	-	10,000	10,000	-	-	10,000
Fundraising	-	-	-	-	-	-	-	-
Other	-	-	-	46,488	46,488	-	-	46,488
TOTAL SCHOOL OPERATIONS	-	-	-	1,247,293	1,247,293	-	-	1,247,293
FACILITY OPERATION & MAINTENANCE								
Insurance	-	-	-	54,952	54,952	-	-	54,952
Janitorial	-	-	-	-	-	-	-	-
Building and Land Rent / Lease / Facility Finance Interest	-	-	-	-	-	-	-	-
Repairs & Maintenance	-	-	-	1,500	1,500	-	-	1,500
Equipment / Furniture	-	-	-	-	-	-	-	-
Security	-	-	-	-	-	-	-	-
Utilities	-	-	-	-	-	-	-	-
TOTAL FACILITY OPERATION & MAINTENANCE	-	-	-	56,452	56,452	-	-	56,452
DEPRECIATION & AMORTIZATION				-	-	-	-	-
RESERVES / CONTINGENCY				-	-	-	-	-

				GIRLS PREPARATORY CHARTER SCHOOL OF THE				
				Budget / Operating Plan				
				2017-18				
Total Revenue	-	-	-	13,589,005	(13,589,005)	-	-	13,589,0
Total Expenses	-	-	-	13,863,358	13,863,358	-	-	13,863,3
Net Income	-	-	-	(274,353)	274,353	-	-	(274,3
Actual Student Enrollment	-	-	-			-	-	
				TOTALS AND VARIANCE ANALYSIS				
*NOTE: Enrollment, Revenue and Expenditure Data IN the 'Total and Variance Analysis' Section is Based on LAST ACTUAL Quarter Completed				Actual	Current Budget (Current Quarter)	Actual vs. Current Budget	Current Budget - TY	Actual vs. Current Budget TY
TOTAL EXPENSES				-	-	-	13,863,358	13,863,358
NET INCOME				-	-	-	(274,353)	274,353

				2017-18 GIRLS PREPARATORY CHARTER SCHOOL OF THE Budget / Operating Plan							
				2017-18							
Total Revenue	-	-	-	13,589,005	(13,589,005)	-	-	13,589,005			
Total Expenses	-	-	-	13,863,358	13,863,358	-	-	13,863,358			
Net Income	-	-	-	(274,353)	274,353	-	-	(274,353)			
Actual Student Enrollment	-	-	-		TOTALS	AND VARIANCE ANALYSIS					
				TOTALS AND VARIANCE ANALYSIS							
*NOTE: Enrollment, Revenue and Expenditure Data IN the 'Total and Variance Analysis' Section is Based on LAST ACTUAL Quarter Completed				Actual	Current Budget (Current Quarter)	Actual vs. Current Budget	Current Budget - TY	Actual vs. Current Budget TY	Original Budget (Current Quarter)	Actual vs. Original Budget	Original Budget - TY
ENROLLMENT - *School Districts Are Linked To Above Entries*				* Enrollment Data Based on Last Actual Quarter Completed							
NYC CHANCELLOR'S OFFICE				-	-	-			-	-	
-				-	-	-			-	-	
-				-	-	-			-	-	
-				-	-	-			-	-	
-				-	-	-			-	-	
-				-	-	-			-	-	
-				-	-	-			-	-	
-				-	-	-			-	-	
-				-	-	-			-	-	
-				-	-	-			-	-	
-				-	-	-			-	-	
-				-	-	-			-	-	
-				-	-	-			-	-	
-				-	-	-			-	-	
-				-	-	-			-	-	
-				-	-	-			-	-	
ALL OTHER School Districts: (Count = 0)				-	-	-			-	-	
TOTAL ENROLLMENT				-	-	-			-	-	
REVENUE PER PUPIL				-	-	-			-	-	
EXPENSES PER PUPIL				-	-	-			-	-	

RONX

Total Revenue	(13,589,005)	-	-
Total Expenses	13,863,358	-	-
Net Income	274,353	-	-
Actual Student Enrollment		-	-
<p>*NOTE: Enrollment, Revenue and Expenditure Data IN the 'Total and Variance Analysis' Section is Based on LAST ACTUAL Quarter Completed</p>			
	Actual vs. Original Budget TY	TY / No. of COMPLETED Actual CY Quarters	Actual CY vs. Actual PY
REVENUE			
REVENUES FROM STATE SOURCES			
Per Pupil Revenue	CY Per Pupil Rate		
NYC CHANCELLOR'S OFFICE	14,527	(10,400,494)	-
-	-	-	-
-	-	-	-
-	-	-	-
-	-	-	-
-	-	-	-
-	-	-	-
-	-	-	-
-	-	-	-
-	-	-	-
-	-	-	-
-	-	-	-
-	-	-	-
-	-	-	-
-	-	-	-
ALL OTHER School Districts: (Count = 0)	-	-	-
TOTAL Per Pupil Revenue (Weighted Average Per Pupil Funding)	14,527	(10,400,494)	-
Special Education Revenue		(1,612,225)	-
Grants			
Stimulus		-	-
DYCD (Department of Youth and Community Development)		(715,000)	-
Other		-	-
NYC DoE Rental Assistance		-	-
Other		(216,600)	-
TOTAL REVENUE FROM STATE SOURCES		(13,032,319)	-
REVENUE FROM FEDERAL FUNDING			
IDEA Special Needs		(90,000)	-
Title I		(375,000)	-
Title Funding - Other		(7,000)	-
School Food Service (Free Lunch)		-	-
Grants			
Charter School Program (CSP) Planning & Implementation		-	-

RONX

Total Revenue	(13,589,005)	-	-
Total Expenses	13,863,358	-	-
Net Income	274,353	-	-
Actual Student Enrollment		-	-
*NOTE: Enrollment, Revenue and Expenditure Data IN the 'Total and Variance Analysis' Section is Based on LAST ACTUAL Quarter Completed		Actual vs. Original Budget TY	TY / No. of COMPLETED Actual CY Quarters
			Actual CY vs. Actual PY
Other	-	-	-
Other	-	-	-
TOTAL REVENUE FROM FEDERAL SOURCES	(472,000)	-	-
LOCAL and OTHER REVENUE			
Contributions and Donations	-	-	-
Fundraising	-	-	-
Erate Reimbursement	(27,300)	-	-
Earnings on Investments	-	-	-
Interest Income	-	-	-
Food Service (Income from meals)	-	-	-
Text Book	(57,386)	-	-
OTHER	-	-	-
TOTAL REVENUE FROM LOCAL and OTHER SOURCES	(84,686)	-	-
TOTAL REVENUE	(13,589,005)	-	-

RONX

Total Revenue	(13,589,005)	-	-
Total Expenses	13,863,358	-	-
Net Income	274,353	-	-
Actual Student Enrollment		-	-

*NOTE: Enrollment, Revenue and Expenditure Data IN the 'Total and Variance Analysis' Section is Based on LAST ACTUAL Quarter Completed

Actual vs. Original Budget TY	TY / No. of COMPLETED Actual CY Quarters	Actual CY vs. Actual PY
--	---	-------------------------------

EXPENSES

ADMINISTRATIVE STAFF PERSONNEL COSTS

Quarter 0
No. of Positions

Executive Management	-	-	-	-
Instructional Management	-	312,197	-	-
Deans, Directors & Coordinators	-	1,033,977	-	-
CFO / Director of Finance	-	-	-	-
Operation / Business Manager	-	317,000	-	-
Administrative Staff	-	189,005	-	-
TOTAL ADMINISTRATIVE STAFF	-	1,852,179	-	-

INSTRUCTIONAL PERSONNEL COSTS

Teachers - Regular	-	3,347,468	-	-
Teachers - SPED	-	1,479,002	-	-
Substitute Teachers	-	-	-	-
Teaching Assistants	-	43,000	-	-
Specialty Teachers	-	946,910	-	-
Aides	-	172,225	-	-
Therapists & Counselors	-	218,274	-	-
Other	-	26,062	-	-
TOTAL INSTRUCTIONAL	-	6,232,941	-	-

NON-INSTRUCTIONAL PERSONNEL COSTS

Nurse	-	-	-	-
Librarian	-	-	-	-
Custodian	-	-	-	-
Security	-	-	-	-
Other	-	-	-	-
TOTAL NON-INSTRUCTIONAL	-	-	-	-

SUBTOTAL PERSONNEL SERVICE COSTS

-	8,085,120	-	-
---	-----------	---	---

PAYROLL TAXES AND BENEFITS

Payroll Taxes	604,450	-	-
Fringe / Employee Benefits	1,394,752	-	-
Retirement / Pension	220,000	-	-
TOTAL PAYROLL TAXES AND BENEFITS	2,219,202	-	-

RONX

Total Revenue		(13,589,005)	-	-
Total Expenses		13,863,358	-	-
Net Income		274,353	-	-
Actual Student Enrollment			-	
*NOTE: Enrollment, Revenue and Expenditure Data IN the 'Total and Variance Analysis' Section is Based on LAST ACTUAL Quarter Completed		Actual vs. Original Budget TY	TY / No. of COMPLETED Actual CY Quarters	Actual CY vs. Actual PY
		RONX		
TOTAL PERSONNEL SERVICE COSTS	-	10,304,322	-	-
CONTRACTED SERVICES				
Accounting / Audit		14,867	-	-
Legal		-	-	-
Management Company Fee		1,593,274	-	-
Nurse Services		-	-	-
Food Service / School Lunch		-	-	-
Payroll Services		31,200	-	-
Special Ed Services		-	-	-
Titlement Services (i.e. Title I)		-	-	-
Other Purchased / Professional / Consulting		260,000	-	-
TOTAL CONTRACTED SERVICES		1,899,341	-	-

Total Revenue	(13,589,005)	-	-
Total Expenses	13,863,358	-	-
Net Income	274,353	-	-
Actual Student Enrollment		-	-
*NOTE: Enrollment, Revenue and Expenditure Data IN the 'Total and Variance Analysis' Section is Based on LAST ACTUAL Quarter Completed		Actual vs. Original Budget TY	TY / No. of COMPLETED Actual CY Quarters
			Actual CY vs. Actual PY
SCHOOL OPERATIONS			
Board Expenses	-	-	-
Classroom / Teaching Supplies & Materials	148,972	-	-
Special Ed Supplies & Materials	5,700	-	-
Textbooks / Workbooks	136,386	-	-
Supplies & Materials other	-	-	-
Equipment / Furniture	111,744	-	-
Telephone	-	-	-
Technology	93,950	-	-
Student Testing & Assessment	15,500	-	-
Field Trips	72,600	-	-
Transportation (student)	4,500	-	-
Student Services - other	165,250	-	-
Office Expense	63,000	-	-
Staff Development	310,518	-	-
Staff Recruitment	20,500	-	-
Student Recruitment / Marketing	-	-	-
School Meals / Lunch	42,185	-	-
Travel (Staff)	10,000	-	-
Fundraising	-	-	-
Other	46,488	-	-
TOTAL SCHOOL OPERATIONS	1,247,293	-	-
FACILITY OPERATION & MAINTENANCE			
Insurance	54,952	-	-
Janitorial	-	-	-
Building and Land Rent / Lease / Facility Finance Interest	-	-	-
Repairs & Maintenance	1,500	-	-
Equipment / Furniture	-	-	-
Security	-	-	-
Utilities	-	-	-
TOTAL FACILITY OPERATION & MAINTENANCE	56,452	-	-
DEPRECIATION & AMORTIZATION	355,950	-	-
RESERVES / CONTINGENCY	-	-	-

RONX			
RONX			
Total Revenue	(13,589,005)	-	-
Total Expenses	13,863,358	-	-
Net Income	274,353	-	-
Actual Student Enrollment		-	-
<div> <div> *NOTE: Enrollment, Revenue and Expenditure Data IN the 'Total and Variance Analysis' Section is Based on LAST ACTUAL Quarter Completed </div> <div> <div>Actual vs. Original Budget TY</div> <div>TY / No. of COMPLETED Actual CY Quarters</div> <div>Actual CY vs. Actual PY</div> </div> </div>			
TOTAL EXPENSES	13,863,358	=	=
NET INCOME	274,353	-	-

RONX				-
				-
Total Revenue	(13,589,005)	-	-	-
Total Expenses	13,863,358	-	-	-
Net Income	274,353	-	-	-
Actual Student Enrollment		-	-	-
*NOTE: Enrollment, Revenue and Expenditure Data IN the 'Total and Variance Analysis' Section is Based on LAST ACTUAL Quarter Completed		Actual vs. Original Budget TY	TY / No. of COMPLETED Actual CY Quarters	Actual CY vs. Actual PY
ENROLLMENT - *School Districts Are Linked To Above Entries*				
NYC CHANCELLOR'S OFFICE			-	-
-			-	-
-			-	-
-			-	-
-			-	-
-			-	-
-			-	-
-			-	-
-			-	-
-			-	-
-			-	-
-			-	-
-			-	-
-			-	-
-			-	-
ALL OTHER School Districts: (Count = 0)			-	-
TOTAL ENROLLMENT			-	-
REVENUE PER PUPIL			-	-
EXPENSES PER PUPIL			-	-



Annual Report Requirement
for SUNY Authorized Charter Schools
GIRLS PREPARATORY CHARTER SCHOOL OF THE BRONX
2017-18

Administrative
expenditures per pupil:

\$0.00

Per NYS Statute

Administrative expenditures per pupil: the sum of all general administration salaries and other general administration expenditures divided by the total number of enrolled students. Employee benefit costs or expenditures should not be reported here.

***NOTE: THIS TAB ONLY NEEDS TO BE COMPLETED FOR Q4**

<p align="center">Disclosure of Financial Interest by a Current or Proposed Charter School Education Corporation Trustee</p>

Trustee Name:

Paul Vermynen

Name of Charter School Education Corporation (for an unmerged school, this is the Charter School Name):

Public Prep Network

1. List all positions held on the education corporation board (e.g., president, treasurer, parent representative).

2. Is the trustee an employee of any school operated by the Education Corporation?
 ___ Yes ☒ No

If **Yes**, for each school, please provide a description of the position(s) you hold, your responsibilities, your salary and your start date.

3. Is the trustee an employee or agent of the management company or institutional partner of the charter school(s) governed by the Education Corporation?
 ___ Yes ☒ No

If **Yes**, for each school, please provide a description of the position(s) you hold, your responsibilities, your salary and your start date.

4. Identify each interest/transaction (and provide the requested information) that you or any of your immediate family members or any persons who live with you in your house have held or engaged in with the charter school(s) governed by the Education Corporation during the time you have served on the board, and in the six-month period prior to such service. If there has been no such financial interest or transaction, write **None**. Please note that if you answered **Yes** to Questions 2-4 above, you need not disclose again your employment status, salary, etc.

Date(s)	Nature of Financial Interest/Transaction	Steps taken to avoid a conflict of interest, (e.g., did not vote, did not participate in discussion)	Name of person holding interest or engaging in transaction and relationship to yourself

Please write "None" if applicable. Do not leave this space blank.			
NONE			

5. Identify each individual, business, corporation, union association, firm, partnership, committee proprietorship, franchise holding company, joint stock company, business or real estate trust, non-profit organization, or other organization or group of people doing business with the school(s) governed by the Education Corporation **and** in which such entity, during the time of your tenure as a trustee, you and/or your immediate family member(s) or person(s) living in your house had a financial interest or other relationship. If you are a member, director, officer or employee of an organization formally partnered with the school(s) that is/are doing business with the school(s) through a management or services agreement, please identify only the name of the organization, your position in the organization, and the relationship between such organization and the school(s). If there was no financial interest, write **None**.

Organization conducting business with the school(s)	Nature of business conducted	Approximate value of the business conducted	Name of Trustee and/or immediate family member of household holding an interest in the organization conducting business with the school(s) and the nature of the interest	Steps Taken to Avoid Conflict of Interest
Please write "None" if applicable. Do not leave this space blank.				
		NONE		

Signature

Date

Please note that this document is considered a public record and as such, may be made available to members of the public upon request under the Freedom of Information Law. Personal contact information provided below will be redacted.

Business Telephone: _____

Business Address: _____

E-mail Address: _____

Home Telephone: _____

Home Address: _____

<p align="center">Disclosure of Financial Interest by a Current or Proposed Charter School Education Corporation Trustee</p>

Trustee Name:

Laura Weil

Name of Charter School Education Corporation (for an unmerged school, this is the Charter School Name):

Public Prep Network

1. List all positions held on the education corporation board (e.g., president, treasurer, parent representative).
2. Is the trustee an employee of any school operated by the Education Corporation?
☐ **Yes** ☒ **No**

If **Yes**, for each school, please provide a description of the position(s) you hold, your responsibilities, your salary and your start date.

3. Is the trustee an employee or agent of the management company or institutional partner of the charter school(s) governed by the Education Corporation?
☐ **Yes** ☒ **No**

If **Yes**, for each school, please provide a description of the position(s) you hold, your responsibilities, your salary and your start date.

4. Identify each interest/transaction (and provide the requested information) that you or any of your immediate family members or any persons who live with you in your house have held or engaged in with the charter school(s) governed by the Education Corporation during the time you have served on the board, and in the six-month period prior to such service. If there has been no such financial interest or transaction, write **None**. Please note that if you answered **Yes** to Questions 2-4 above, you need not disclose again your employment status, salary, etc.

Date(s)	Nature of Financial Interest/Transaction	Steps taken to avoid a conflict of interest, (e.g., did not vote, did not participate in discussion)	Name of person holding interest or engaging in transaction and relationship to yourself

Please write "None" if applicable. Do not leave this space blank.			
NONE			

5. Identify each individual, business, corporation, union association, firm, partnership, committee proprietorship, franchise holding company, joint stock company, business or real estate trust, non-profit organization, or other organization or group of people doing business with the school(s) governed by the Education Corporation and in which such entity, during the time of your tenure as a trustee, you and/or your immediate family member(s) or person(s) living in your house had a financial interest or other relationship. If you are a member, director, officer or employee of an organization formally partnered with the school(s) that is/are doing business with the school(s) through a management or services agreement, please identify only the name of the organization, your position in the organization, and the relationship between such organization and the school(s). If there was no financial interest, write **None**.

Organization conducting business with the school(s)	Nature of business conducted	Approximate value of the business conducted	Name of Trustee and/or immediate family member of household holding an interest in the organization conducting business with the school(s) and the nature of the interest	Steps Taken to Avoid Conflict of Interest
Please write "None" if applicable. Do not leave this space blank.				
		NONE		

Signature

Date

Please note that this document is considered a public record and as such, may be made available to members of the public upon request under the Freedom of Information Law. Personal contact information provided below will be redacted.

Business Telephone: _____

Business Address: _____

E-mail Address: _____

Home Telephone: _____

Home Address: _____

<p align="center">Disclosure of Financial Interest by a Current or Proposed Charter School Education Corporation Trustee</p>

Trustee Name:

Boykin Curry

Name of Charter School Education Corporation (for an unmerged school, this is the Charter School Name):

Public Prep Network

1. List all positions held on the education corporation board (e.g., president, treasurer, parent representative).

2. Is the trustee an employee of any school operated by the Education Corporation?
 ___ Yes ___ ☒ No

If **Yes**, for each school, please provide a description of the position(s) you hold, your responsibilities, your salary and your start date.

3. Is the trustee an employee or agent of the management company or institutional partner of the charter school(s) governed by the Education Corporation?
 ___ Yes ___ ☒ No

If **Yes**, for each school, please provide a description of the position(s) you hold, your responsibilities, your salary and your start date.

4. Identify each interest/transaction (and provide the requested information) that you or any of your immediate family members or any persons who live with you in your house have held or engaged in with the charter school(s) governed by the Education Corporation during the time you have served on the board, and in the six-month period prior to such service. If there has been no such financial interest or transaction, write **None**. Please note that if you answered **Yes** to Questions 2-4 above, you need not disclose again your employment status, salary, etc.

Date(s)	Nature of Financial Interest/Transaction	Steps taken to avoid a conflict of interest, (e.g., did not vote, did not participate in discussion)	Name of person holding interest or engaging in transaction and relationship to yourself

Please write "None" if applicable. Do not leave this space blank.			
NONE			

5. Identify each individual, business, corporation, union association, firm, partnership, committee proprietorship, franchise holding company, joint stock company, business or real estate trust, non-profit organization, or other organization or group of people doing business with the school(s) governed by the Education Corporation **and** in which such entity, during the time of your tenure as a trustee, you and/or your immediate family member(s) or person(s) living in your house had a financial interest or other relationship. If you are a member, director, officer or employee of an organization formally partnered with the school(s) that is/are doing business with the school(s) through a management or services agreement, please identify only the name of the organization, your position in the organization, and the relationship between such organization and the school(s). If there was no financial interest, write **None**.

Organization conducting business with the school(s)	Nature of business conducted	Approximate value of the business conducted	Name of Trustee and/or immediate family member of household holding an interest in the organization conducting business with the school(s) and the nature of the interest	Steps Taken to Avoid Conflict of Interest
Please write "None" if applicable. Do not leave this space blank.				
		NONE		

Signature _____

Date _____

Please note that this document is considered a public record and as such, may be made available to members of the public upon request under the Freedom of Information Law. Personal contact information provided below will be redacted.

Business Telephone: _____

Business Address: _____

E-mail Address: _____

Home Telephone: _____

Home Address: _____

Disclosure of Financial Interest by a Current or Proposed Charter School Education Corporation Trustee

Trustee Name:

Nicole Greene

Name of Charter School Education Corporation (for an unmerged school, this is the Charter School Name):

PublicPrep

1. List all positions held on the education corporation board (e.g., president, treasurer, parent representative).

2. Is the trustee an employee of any school operated by the Education Corporation?
____ **Yes** ____ **X No**

If **Yes**, for each school, please provide a description of the position(s) you hold, your responsibilities, your salary and your start date.

3. Is the trustee an employee or agent of the management company or institutional partner of the charter school(s) governed by the Education Corporation?
____ **Yes** ____ **X No**

If **Yes**, for each school, please provide a description of the position(s) you hold, your responsibilities, your salary and your start date.

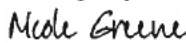
4. Identify each interest/transaction (and provide the requested information) that you or any of your immediate family members or any persons who live with you in your house have held or engaged in with the charter school(s) governed by the Education Corporation during the time you have served on the board, and in the six-month period prior to such service. If there has been no such financial interest or transaction, write **None**. Please note that if you answered **Yes** to Questions 2-4 above, you need not disclose again your employment status, salary, etc.

Date(s)	Nature of Financial Interest/Transaction	Steps taken to avoid a conflict of interest, (e.g., did not vote, did not participate in discussion)	Name of person holding interest or engaging in transaction and relationship to yourself

none	Please write "None" if applicable. Do not leave this space blank.
------	---

5. Identify each individual, business, corporation, union association, firm, partnership, committee proprietorship, franchise holding company, joint stock company, business or real estate trust, non-profit organization, or other organization or group of people doing business with the school(s) governed by the Education Corporation and in which such entity, during the time of your tenure as a trustee, you and/or your immediate family member(s) or person(s) living in your house had a financial interest or other relationship. If you are a member, director, officer or employee of an organization formally partnered with the school(s) that is/are doing business with the school(s) through a management or services agreement, please identify only the name of the organization, your position in the organization, and the relationship between such organization and the school(s). If there was no financial interest, write **None**.

Organization conducting business with the school(s)	Nature of business conducted	Approximate value of the business conducted	Name of Trustee and/or immediate family member of household holding an interest in the organization conducting business with the school(s) and the nature of the interest	Steps Taken to Avoid Conflict of Interest
none	Please write "None" if applicable. Do not leave this space blank.			

DocuSigned by:

 36CAB96CC1C445F...

8/1/2017

Signature

Date

Please note that this document is considered a public record and as such, may be made available to members of the public upon request under the Freedom of Information Law. Personal contact information provided below will be redacted.


Business Telephone: _____

Business Address: _____

E-mail Address: _____

Home Telephone: _____

Home Address: _____



<p align="center">Disclosure of Financial Interest by a Current or Proposed Charter School Education Corporation Trustee</p>

Trustee Name:

Lauren Frank

Name of Charter School Education Corporation (for an unmerged school, this is the Charter School Name):

Public Prep Academies

1. List all positions held on the education corporation board (e.g., president, treasurer, parent representative).
2. Is the trustee an employee of any school operated by the Education Corporation?
 ___ Yes ___^x No

If **Yes**, for each school, please provide a description of the position(s) you hold, your responsibilities, your salary and your start date.

3. Is the trustee an employee or agent of the management company or institutional partner of the charter school(s) governed by the Education Corporation?
 ___ Yes ___^x No

If **Yes**, for each school, please provide a description of the position(s) you hold, your responsibilities, your salary and your start date.

4. Identify each interest/transaction (and provide the requested information) that you or any of your immediate family members or any persons who live with you in your house have held or engaged in with the charter school(s) governed by the Education Corporation during the time you have served on the board, and in the six-month period prior to such service. If there has been no such financial interest or transaction, write **None**. Please note that if you answered **Yes** to Questions 2-4 above, you need not disclose again your employment status, salary, etc.

Date(s)	Nature of Financial Interest/Transaction	Steps taken to avoid a conflict of interest, (e.g., did not vote, did not participate in discussion)	Name of person holding interest or engaging in transaction and relationship to yourself

None	Please write "None" if applicable. Do not leave this space blank.
------	---

5. Identify each individual, business, corporation, union association, firm, partnership, committee proprietorship, franchise holding company, joint stock company, business or real estate trust, non-profit organization, or other organization or group of people doing business with the school(s) governed by the Education Corporation **and** in which such entity, during the time of your tenure as a trustee, you and/or your immediate family member(s) or person(s) living in your house had a financial interest or other relationship. If you are a member, director, officer or employee of an organization formally partnered with the school(s) that is/are doing business with the school(s) through a management or services agreement, please identify only the name of the organization, your position in the organization, and the relationship between such organization and the school(s). If there was no financial interest, write **None**.

Organization conducting business with the school(s)	Nature of business conducted	Approximate value of the business conducted	Name of Trustee and/or immediate family member of household holding an interest in the organization conducting business with the school(s) and the nature of the interest	Steps Taken to Avoid Conflict of Interest
None	Please write "None" if applicable. Do not leave this space blank.			

DocuSigned by:

 0681F35BCA28460...
 Signature Date

Please note that this document is considered a public record and as such, may be made available to members of the public upon request under the Freedom of Information Law. Personal contact information provided below will be redacted.

Business Telephone: _____
 Business Address: _____
 E-mail Address: _____
 Home Telephone: _____
 Home Address: _____

**Disclosure of Financial Interest by a Current or Proposed Charter School
Education Corporation Trustee**

Trustee Name:

Virginia Ramsey Lyons

Name of Charter School Education Corporation (for an unmerged school, this is the Charter School Name):

Public Prep Academies

1. List all positions held on the education corporation board (e.g., president, treasurer, parent representative).

board member

2. Is the trustee an employee of any school operated by the Education Corporation?
☐ Yes ☒ No

If Yes, for each school, please provide a description of the position(s) you hold, your responsibilities, your salary and your start date.

3. Is the trustee an employee or agent of the management company or institutional partner of the charter school(s) governed by the Education Corporation?

☐ Yes ☒ No

If Yes, for each school, please provide a description of the position(s) you hold, your responsibilities, your salary and your start date.

4. Identify each interest/transaction (and provide the requested information) that you or any of your immediate family members or any persons who live with you in your house have held or engaged in with the charter school(s) governed by the Education Corporation during the time you have served on the board, and in the six-month period prior to such service. If there has been no such financial interest or transaction, write **None**. Please note that if you answered **Yes** to Questions 2-4 above, you need not disclose again your employment status, salary, etc.

NONE

Date(s)	Nature of Financial Interest/Transaction	Steps taken to avoid a conflict of interest, (e.g., did not vote, did not participate in discussion)	Name of person holding interest or engaging in transaction and relationship to yourself

Please write "None" if applicable. Do not leave this space blank.

5. Identify each individual, business, corporation, union association, firm, partnership, committee proprietorship, franchise holding company, joint stock company, business or real estate trust, non-profit organization, or other organization or group of people doing business with the school(s) governed by the Education Corporation and in which such entity, during the time of your tenure as a trustee, you and/or your immediate family member(s) or person(s) living in your house had a financial interest or other relationship. If you are a member, director, officer or employee of an organization formally partnered with the school(s) that is/are doing business with the school(s) through a management or services agreement, please identify only the name of the organization, your position in the organization, and the relationship between such organization and the school(s). If there was no financial interest, write None.

Organization conducting business with the school(s)	Nature of business conducted	Approximate value of the business conducted	Name of Trustee and/or immediate family member of household holding an interest in the organization conducting business with the school(s) and the nature of the interest	Steps Taken to Avoid Conflict of Interest
Please write "None" if applicable. Do not leave this space blank.				
NONE				

Signature

Date

Please note that this document is considered a public record and as such, may be made available to members of the public upon request under the Freedom of Information Law. Personal contact information provided below will be redacted.

Business Telephone: _____

Business Address: _____

E-mail Address: _____

Home Telephone: _____

Home Address: _____

**Disclosure of Financial Interest by a Current or Proposed Charter School
Education Corporation Trustee**

Trustee Name:

H. MELVIN MING

Name of Charter School Education Corporation (for an unmerged school, this is the Charter School Name):

Public Prep

1. List all positions held on the education corporation board (e.g., president, treasurer, parent representative).

Trustee/Director

2. Is the trustee an employee of any school operated by the Education Corporation?
☐ Yes ☒ No

If **Yes**, for each school, please provide a description of the position(s) you hold, your responsibilities, your salary and your start date.

3. Is the trustee an employee or agent of the management company or institutional partner of the charter school(s) governed by the Education Corporation?

☐ Yes ☒ No

If **Yes**, for each school, please provide a description of the position(s) you hold, your responsibilities, your salary and your start date.

4. Identify each interest/transaction (and provide the requested information) that you or any of your immediate family members or any persons who live with you in your house have held or engaged in with the charter school(s) governed by the Education Corporation during the time you have served on the board, and in the six-month period prior to such service. If there has been no such financial interest or transaction, write **None**. Please note that if you answered **Yes** to Questions 2-4 above, you need not disclose again your employment status, salary, etc.

Date(s)	Nature of Financial Interest/Transaction	Steps taken to avoid a conflict of interest, (e.g., did not vote, did not participate in discussion)	Name of person holding interest or engaging in transaction and relationship to yourself

Please write "None" if applicable. Do not leave this space blank.

- | Organization conducting business with the school(s) | Nature of business conducted | Approximate value of the business conducted | Name of Trustee and/or immediate family member of household holding an interest in the organization conducting business with the school(s) and the nature of the interest | Steps Taken to Avoid Conflict of Interest |
|---|------------------------------|---|---|---|
| Please write "None" if applicable. Do not leave this space blank. | | | | |
| | | None | | |

Signature

Date July 19, 2017

Business Telephone: _____

E-mail Address:

Home Address:

<p align="center">Disclosure of Financial Interest by a Current or Proposed Charter School Education Corporation Trustee</p>

Trustee Name:

Eric Grannis

Name of Charter School Education Corporation (for an unmerged school, this is the Charter School Name):

Public Prep Academies Charter School

1. List all positions held on the education corporation board (e.g., president, treasurer, parent representative).

2. Is the trustee an employee of any school operated by the Education Corporation?
☐ **Yes** ☒ **No**

If **Yes**, for each school, please provide a description of the position(s) you hold, your responsibilities, your salary and your start date.

3. Is the trustee an employee or agent of the management company or institutional partner of the charter school(s) governed by the Education Corporation?

☐ **Yes** ☒ **No**

If **Yes**, for each school, please provide a description of the position(s) you hold, your responsibilities, your salary and your start date.

4. Identify each interest/transaction (and provide the requested information) that you or any of your immediate family members or any persons who live with you in your house have held or engaged in with the charter school(s) governed by the Education Corporation during the time you have served on the board, and in the six-month period prior to such service. If there has been no such financial interest or transaction, write **None**. Please note that if you answered **Yes** to Questions 2-4 above, you need not disclose again your employment status, salary, etc.

Date(s)	Nature of Financial Interest/Transaction	Steps taken to avoid a conflict of interest, (e.g., did not vote, did not participate in discussion)	Name of person holding interest or engaging in transaction and relationship to yourself

None	Please write "None" if applicable. Do not leave this space blank.
------	---

5. Identify each individual, business, corporation, union association, firm, partnership, committee proprietorship, franchise holding company, joint stock company, business or real estate trust, non-profit organization, or other organization or group of people doing business with the school(s) governed by the Education Corporation **and** in which such entity, during the time of your tenure as a trustee, you and/or your immediate family member(s) or person(s) living in your house had a financial interest or other relationship. If you are a member, director, officer or employee of an organization formally partnered with the school(s) that is/are doing business with the school(s) through a management or services agreement, please identify only the name of the organization, your position in the organization, and the relationship between such organization and the school(s). If there was no financial interest, write **None**.

Organization conducting business with the school(s)	Nature of business conducted	Approximate value of the business conducted	Name of Trustee and/or immediate family member of household holding an interest in the organization conducting business with the school(s) and the nature of the interest	Steps Taken to Avoid Conflict of Interest
None	Please write "None" if applicable. Do not leave this space blank.			

Eric Grannis

7/19/2017

Signature

Date

Please note that this document is considered a public record and as such, may be made available to members of the public upon request under the Freedom of Information Law. Personal contact information provided below will be redacted.

Business Telephone:

Business Address:

E-mail Address:

Home Telephone

Home Address:




Entry 9 BOT Table

Last updated: 07/25/2017

(tab across or use scroll bar at bottom of table)

1. Current Board Member Information

	Trustee Name	Email Addresses	Position on the Board	Committee Affiliations	Voting Member Per By Laws? (Y/N)	Area of Expertise, and/or Additional Role at School (parent, staff member, etc.)	Number of Terms Served and Length of Each (Include election date and term expiration)	Number of Board Mtgs Attended during 2016 17?
1	Boykin Curry	[REDACTED]	Chair/ Board President					
2	Lauren Frank	[REDACTED]	Chair/ Board President					
3	Eric Grannis	[REDACTED]						
4	Nicole Greene	[REDACTED]						
5	Ramsey Lyons	[REDACTED]						
		[REDACTED]						

6	Melvin Ming							
7	Paul Vermyl en							
8	Laura Weil							
9								
10								
11								
12								
13								
14								
15								
16								
17								
18								
19								
20								

2. Total Number of Members on 8
June 30, 2016

3. Total Number of Members 0
Joining the Board 2016-17 School
Year

4. Total Number of Members 0
Departing the Board during the
2016-17 School Year

5. Number of Voting Members 8
**2016-17, as set by the by-laws,
resolution or minutes**

6. Number of Board Meetings 12
**Conducted in the 2016-17 School
Year**

7. Number of Board Meetings 12
**Scheduled for the [2017-18](#)
School Year**

Thank you.



Entry 11 Enrollment and Retention of Special Populations

Last updated: 07/31/2017

Instructions for Reporting Enrollment and Retention Strategies

Describe the efforts the charter school has made in 2016 2017 toward meeting targets to attract and retain enrollment of students with disabilities, English language learners, and students who are economically disadvantaged. In addition, describe the school's plans for meeting or making progress toward meeting its enrollment and retention targets in 2017 2018.

Recruitment/Attraction Efforts Toward Meeting Targets

	Describe Efforts Toward Meeting Recruitment Targets 2016 17)	Describe Plans Toward Meeting Recruitment Targets 2017 18)
Economically Disadvantaged	<p>Girls Prep Bronx continues to ensure that we are attracting, retaining, and serving economically disadvantaged populations. Specifically:</p> <p>We advertise and market Girls Prep Bronx in areas throughout New York City that have a known high needs population such as New York City Housing Authority (NYCHA) developments, NYCHA Head Start programs, and neighborhood after school programs.</p> <p>We provide enrollment priority to high need populations via NYCHA preference, defined as Students who reside in selected NYCHA Housing Developments will be awarded "NYCHA" preference at the time of the lottery.</p> <p>We engage with local Community Based Organizations to advertise Girls Prep Bronx and seek partnership opportunities throughout the school year.</p> <p>Throughout the recruitment season, we communicate the services and staff we have in place for a high needs population, such as a Director of Student and Family Affairs, an Assistant Director of Student and Family Affairs, a Family Coordinator, free MetroCards, subsidized school uniforms, financial planning workshops throughout the school year, and the opportunity to open a NYS 529 college saving account with a yearly contribution from the school.</p>	<p>Girls Prep Bronx will continue to ensure that we are attracting, retaining, and serving economically disadvantaged populations. Specifically:</p> <p>Advertising and marketing Girls Prep Bronx in areas throughout New York City that have a known high needs population such as New York City Housing Authority (NYCHA) developments, NYCHA Head Start programs, and neighborhood after school programs.</p> <p>Providing enrollment priority to high need populations via NYCHA preference, defined as Students who reside in selected NYCHA Housing Developments will be awarded "NYCHA" preference at the time of the lottery.</p> <p>Engaging with local Community Based Organizations to advertise Girls Prep Bronx and seek partnership opportunities throughout the school year.</p> <p>Communicating the services and staff we have in place for a high needs population, such as a Director of Student and Family Affairs, an Assistant Director of Student and Family Affairs, a Family Coordinator, free MetroCards, subsidized school uniforms, financial planning workshops throughout the school year, and the opportunity to open a NYS 529 college saving account with a yearly contribution from the school.</p>

English Language Learners	<p>Our recruitment practices, communications, and marketing efforts demonstrate our commitment to increasing enrollment and serving English language learners. Specifically:</p> <p>We delivered applications and informational materials to neighborhood Head Starts that serve the highest need population.</p> <p>All marketing materials, advertisements, our website, presentations, and lottery applications, as well as all school communications, are produced in Spanish and English.</p> <p>Home visits are conducted for currently enrolled and entering students in English and Spanish. Home language surveys are conducted at these visits.</p> <p>Girls Prep Bronx has an ELL Coordinator, bilingual staff members, and multi lingual communication capacity at all school events.</p>	<p>Girls Prep Bronx will continue to ensure that we are attracting, retaining, and serving ELLs. Specifically:</p> <p>Delivering applications and informational materials to neighborhood Head Starts that serve the highest need population.</p> <p>Ensuring all marketing materials, advertisements, our website, presentations, and lottery applications, as well as all school communications, are produced in Spanish and English.</p> <p>Conducting home visits for currently enrolled and entering students in English and Spanish. Home language surveys will be conducted at these visits.</p> <p>Continue to staff an ELL Coordinator, bilingual staff members, and multi lingual communication capacity at all school events.</p>
Students with Disabilities	<p>Our marketing materials and presentations explicitly state that we are inclusive and that we provide a continuum of special education programs and related services in order to meet the needs of our students.</p> <p>We delivered lottery applications and informational materials to neighborhood Head Starts that serve the highest need populations, as well as presented to parents at select locations that gave us the opportunity.</p>	<p>Girls Prep Bronx will continue to ensure that we are attracting, retaining, and serving students with disabilities. Specifically:</p> <p>Explicitly stating in our marketing materials and presentations that we are an inclusive school environment that provides and continuum of special education programs to our scholars.</p> <p>Delivering lottery applications and informational materials to neighborhood Head Starts that serve the highest need populations, as well as presenting to parents at select locations that give us the opportunity.</p>

Retention Efforts Toward Meeting Targets

	Describe Efforts Toward Meeting Retention Targets 2016 17)	Describe Plans Toward Meeting Retention Targets 2017 18)
Economic	<p>The enrollment process includes early distribution and retrieval of the free and reduced priced lunch applications, with a 100% collection goal. We carefully track the number of families who receive free and reduced priced lunches and families who have not returned meal program applications so that improvements can be made to the school's collection process.</p>	<p>Girls Prep Bronx will continue to glean its</p>

<p>ically Disadvantaged</p>	<p>Families are introduced to the lunch program and application for free and reduced priced lunch as well as other special food programs.</p> <p>Girls Prep Bronx Elementary School received a grant from the Food Bank of New York to provide a nutrition program called Cookshop to its kindergarten and first grade students, as well as Family Cookshop for 20 parents.</p>	<p>high needs populace via an early collection of free and reduced priced lunch forms, with a goal of 100% retrieval.</p>
<p>English Language Learners</p>	<p>Girls Prep Bronx is an inclusive school and actively seeks to recruit and serve English Language Learners (ELL).</p> <p>The school has a talented ELL Specialist who provides services to students and provides teachers and families with ELL resources and strategies to support students.</p> <p>Instruction focuses on helping students develop their speaking, listening, reading, and writing skills by providing our students with frequent feedback, enhancing students' vocabularies, and immersing students in language and story telling.</p> <p>Our ELL Coordinator provides support to students using a push in model so students maintain access to the traditional reader's and writer's workshops with additional scaffolding and support as needed.</p> <p>Beginner level ELLs receive additional pull out services to strengthen foundational language skills and vocabulary.</p>	<p>Girls Prep Bronx will continue to provide staffing whose role is to provide excellent service to ELL scholars and families. Instruction will remain focused on helping scholars develop their speaking, reading, and writing skills. Staff will continue to receive professional development focused on developing skills to meet the needs of our ELL scholars.</p>
<p>Students with Disabilities</p>	<p>Girls Prep Bronx has talented Learning Specialists who help oversee services and assist teachers and families with the Individualized Education Plan (IEP) process.</p> <p>Inclusive classrooms are called Collaborative Team Teaching Classrooms (CTT). Two teachers lead CTT classrooms, one is special education certified and the other is certified in general education. CTT classrooms use all six co teaching models, including parallel teaching, team teaching, one teach/one observe, one teach/one assist, station teaching, and alternative teaching.</p> <p>We use flexible grouping so that students work with both teachers and with both special education and general education students.</p> <p>Our school is a member of the NYC Charter School Special Education Collaborative, where staff members can access</p>	<p>Through our enrollment process, we will continue to implement systems for early and accurate identification of students with special education needs. Subsequently, the school will administer early intervention services.</p>

professional development and resources for instruction.	
---	--



Entry 12 Classroom Teacher and Administrator Attrition

Created: 07/24/2017 • Last updated: 07/31/2017

Report changes in teacher and administrator staffing.

Instructions for completing the Classroom Teacher and Administrator Attrition Tables

Charter schools must complete the two tables named 2016-2017 Classroom Teacher and Administrator Attrition to report changes in teacher and administrator staffing in 2016-2017. Please provide the full time equivalent (FTE) of staff on June 30, 2016; the FTE for any departed staff from July 1, 2016 through June 30, 2017; the FTE for added staff from July 1, 2016 through June 30, 2017; and the FTE of staff added in newly created positions from July 1, 2016 through June 30, 2017 using the two tables provided.

Classroom Teacher Attrition Table

	FTE Classroom Teachers on June 30, 2016	FTE Classroom Teachers Departed 7/1/16 6/30/17	FTE Classroom Teachers Filling Vacant Positions 7/1/16 6/30/17	FTE Classroom Teachers Added in New Positions 7/1/16 6/30/17	FTE of Classroom Teachers on June 30, 2017
	70	7	4	0	67

Administrator Position Attrition Table

	FTE Administrative Positions on June 30, 2016	FTE Administrators Departed 7/1/16 6/30/17	FTE Administrators Filling Vacant Positions 7/1/16 6/30/17	FTE Administrators Added in New Positions 7/1/16 6/30/17	FTE Administrative Positions on June 30, 2017
	11	6	4	0	9

Thank you

in, 2:Mon Year: Month: Start Day: in, 2:Mon


← Choose the year, start month, and

2016-2017

Public Preparatory Network Academic Year Calendar: FINAL

Version Date: FINAL

FINAL CALENDAR

← Enter a title for your calendar here

← Enter a title for your calendar here

180 Total Instructional Days

July						
Su	M	Tu	W	Th	F	Sa
					1	2
3	4	5	6	7	8	9
10	11	12	13	14	15	16
17	18	19	20	21	22	23
24	25	26	27	28	29	30
31						

August						
Su	M	Tu	W	Th	F	Sa
	1	2	3	4	5	6
7	8	9	10	11	12	13
14	15	16	17	18	19	20
21	22	23	24	25	26	27
28	29	30	31			

1 Instructional Days

Aug 10: First Day for New Staff
 Aug 16: Together Teacher/Leader
 Aug 17: First Day for All Staff
 Aug 19: Network-Wide Day
 Aug 31: First day of school

September						
Su	M	Tu	W	Th	F	Sa
					1	2
3	4	5	6	7	8	9
10	11	12	13	14	15	16
17	18	19	20	21	22	23
24	25	26	27	28	29	30

20 Instructional Days

Sept 5: Labor Day
 Sept. 12: Eid al-Adha

Choose a new Color Scheme: Go to
 Page Layout > Colors to change the
 theme colors, or Page Layout > Fonts to
 change the theme fonts.

October						
Su	M	Tu	W	Th	F	Sa
						1
2	3	4	5	6	7	8
9	10	11	12	13	14	15
16	17	18	19	20	21	22
23	24	25	26	27	28	29

16 Instructional Days

Oct 3-4: Rosh Hashana
 Oct 10: Columbus Day
 Oct 12: Yom Kippur

November						
Su	M	Tu	W	Th	F	Sa
	1	2	3	4	5	
6	7	8	9	10	11	12
13	14	15	16	17	18	19
20	21	22	23	24	25	26
27	28	29	30			

18 Instructional Days

Nov 8: Network-Wide Day
 Nov 11: Veteran's Day
 Nov 23: End of Trimester 1
 Nov 24-25: Thanksgiving recess

December						
Su	M	Tu	W	Th	F	Sa
					1	2
3	4	5	6	7	8	9
10	11	12	13	14	15	16
17	18	19	20	21	22	23
24	25	26	27	28	29	30

11 Instructional Days

Dec 9: Family-Teacher Conference #1
 Dec 19-Dec 30: Winter Recess

Converting a Calendar to a PDF: You
 can convert the calendar to a PDF by
 printing to a PDF driver; or, if you have
 Excel 2010 or later, by saving the file as
 a PDF. You may share a PDF of the
 calendar if the attribution notes,
 copyright notice, and URL remain in the
 footer.

January

February

March

Su	M	Tu	W	Th	F	Sa
	1	2	3	4	5	6
19	8	9	10	11	12	13
20	15	16	17	18	19	20
21	22	23	24	25	26	27
22	29	30	31			

20 Instructional Days

January 2: Network-Wide Day
Jan 16: MLK Day

Su	M	Tu	W	Th	F	Sa
			1	2	3	4
23	5	6	7	8	9	10
24	12	13	14	15	16	17
25	19	20	21	22	23	24
	26	27	28			

15 Instructional Days

Feb 20-24: Midwinter Recess

Su	M	Tu	W	Th	F	Sa
			1	2	3	4
26	5	6	7	8	9	10
27	12	13	14	15	16	17
28	19	20	21	22	23	24
29	26	27	28	29	30	31
30						

22 Instructional Days

March 10: End of Trimester 2
March 24: Family-Teacher Conference #2
March 28-30: NYS ELA Test

April						
Su	M	Tu	W	Th	F	Sa
						1
31	2	3	4	5	6	7
32	9	10	11	12	13	14
33	16	17	18	19	20	21
	23	24	25	26	27	28
						29

15 Instructional Days

April 10-14: Spring Recess
April 27: Senior Signing Day

May						
Su	M	Tu	W	Th	F	Sa
	1	2	3	4	5	6
34	7	8	9	10	11	12
35	14	15	16	17	18	19
36	21	22	23	24	25	26
37	28	29	30	31		

22 Instructional Days

May 2-4: NYS Math Test
May 22-26: College and Career Week
May 24-June 2: NYS Science Per. Test
May 29: Memorial Day

June						
Su	M	Tu	W	Th	F	Sa
				1	2	3
38	4	5	6	7	8	9
39	11	12	13	14	15	16
40	18	19	20	21	22	23
41	25	26	27	28	29	30

20 Instructional Days

June 5: NYS Science Written Test
June 8: Chancellor's Day
June 15: Algebra I Regents
June 29: Last day for students
June 30: Last day for staff