



Entry 1 School Information

Created: 07/26/2017 • Last updated: 07/27/2017

Please be advised that you will need to complete this cover page (including signatures) before all of the other tasks assigned to you by your authorizer are visible on your task page. While completing this task, please ensure that you select the correct authorizer **(as of June 30, 2017)** or you may not be assigned the correct tasks.

a. SCHOOL NAME AND BEDS# BROWNSVILLE ASCEND CS (SUNY Trustees)

(Select name from the drop down menu)

b. CHARTER AUTHORIZER SUNY Authorized Charter School

(For technical reasons, please re select authorizer name from the drop down menu).

c. DISTRICT / CSD OF LOCATION NYC CSD 23

d1. SCHOOL INFORMATION

	PRIMARY ADDRESS	PHONE NUMBER	FAX NUMBER	EMAIL ADDRESS
	1501 Pitkin Avenue, Brooklyn NY 11212	[REDACTED]		[REDACTED]

d2. PHONE CONTACT NUMBER FOR AFTER HOURS EMERGENCIES

Contact Name	Andrew Epstein
Title	Chief Financial Officer
Emergency Phone Number (### ### ####)	[REDACTED]

e. SCHOOL WEB ADDRESS (URL) <https://ascendlearning.org>

f. DATE OF INITIAL CHARTER 01/2009

g. DATE FIRST OPENED FOR INSTRUCTION 09/2009

i. TOTAL ENROLLMENT ON JUNE 30, 2017 1712

j. GRADES SERVED IN SCHOOL YEAR 2016-17

Check all that apply

Grades Served	K, 1, 2, 3, 4, 5, 6, 7, 8
---------------	---------------------------

k1. DOES THE SCHOOL CONTRACT WITH A CHARTER OR EDUCATIONAL MANAGEMENT ORGANIZATION? Yes

k2. NAME OF CMO/EMO AND ADDRESS

NAME OF CMO/EMO	Ascend Learning
PHYSICAL STREET ADDRESS	205 Rockaway Parkway
CITY	Brooklyn
STATE	NY
ZIP CODE	11212
EMAIL ADDRESS	

l1. FACILITIES

Does the school maintain or operate multiple sites?

	Yes, 2 sites
--	--------------

12. SCHOOL SITES

Please list the sites where the school will operate for the upcoming school year.

	Physical Address	Phone Number	District/CSD	Grades Served at Site	School at Full Capacity at Site	Facilities Agreement
Site 1 (same as primary site)	1501 Pitkin Avenue, Brooklyn NY 11212	[REDACTED]	CSD 23	K 5	Yes	Rent/Lease
Site 2	1501 Pitkin Avenue, Brooklyn NY 11212	[REDACTED]	CSD 23	6 8	Yes	Rent/Lease
Site 3						

12a. Please provide the contact information for Site 1.

	Name	Work Phone	Alternate Phone	Email Address
School Leader	Erica Murphy	[REDACTED]		[REDACTED]
Operational Leader	Aaron Daly	[REDACTED]	[REDACTED]	[REDACTED]
Compliance Contact	Genevieve de Gaillande	[REDACTED]	[REDACTED]	[REDACTED]
Complaint Contact	Brandon Sorlie	[REDACTED]	[REDACTED]	[REDACTED]

I3. Please provide the contact information for Site 2.

	Name	Work Phone	Alternate Phone	Email Address
School Leader	Emily Fernandez			
Operational Leader	Chloe Muller			
Compliance Contact	Genevieve de Gaillande			
Complaint Contact	Brandon Sorlie			

m1. Is the school or are the school sites co-located? No


n1. Were there any revisions to the school's charter during the 2016-17 school year? (Please include approved or pending material and non-material charter revisions). No

o. Name and Position of Individual(s) Who Completed the 2016-17 Annual Report. Susan Pollock

p. Our signatures below attest that all of the information contained herein is truthful and accurate and that this charter school is in compliance with all aspects of its charter, and with all pertinent Federal, State, and local laws, regulations, and rules. We understand that if any information in any part of this report is found to have been deliberately misrepresented, that will constitute grounds for the revocation of our charter. Check **YES if you agree and then use the mouse on your PC or the stylist on your mobile device to sign your name).**

Yes

Signature, Head of Charter School

A handwritten signature in black ink, appearing to be "Eun J. [unclear]". The signature is fluid and cursive, with a large initial "E" and a long, sweeping tail.

Signature, President of the Board of Trustees

A handwritten signature in black ink, appearing to be "M. [unclear]". The signature is fluid and cursive, with a large initial "M" and a long, sweeping tail.

Date

2017/07/27

Thank you.



Entry 2 NYS School Report Card Link

Last updated: 07/27/2017

1. NEW YORK STATE REPORT CARD

<https://data.nysed.gov/reportcard.php?year=2016&instid=800000064233>

Provide a direct URL or web link to the most recent New York State School Report Card for the charter school (See <https://reportcards.nysed.gov/>).

(Charter schools completing year one will not yet have a School Report Card or link to one. Please type "URL is not available" in the space provided).



Entry 4 Expenditures per Child

Last updated: 08/01/2017

Financial Information

This information is required of ALL charter schools. Provide the following measures of fiscal performance of the charter school in Appendix B (Total Expenditures and Administrative Expenditures Per Child):

1. Total Expenditures Per Child

To calculate '**Total Expenditures per Child**' take total expenditures (from the unaudited 2016-17 Schedule of Functional Expenses) and divide by the year end FTE student enrollment. (Integers Only. No dollar signs or commas).

Note: The information on the Schedule of Functional Expenses on pages 41-43 of the Audit Guide can help schools locate the amounts to use in the two per pupil calculations: <http://www.p12.nysed.gov/psc/AuditGuide.html>

Line 1: Total Expenditures	16710137
Line 2: Year End FTE student enrollment	1023
Line 3: Divide Line 1 by Line 2	16334

2. Administrative Expenditures per Child

To calculate **'Administrative Expenditures per Child'** To calculate "Administrative Expenditures per Child" first *add* together the following:

1. Take the relevant portion from the 'personnel services cost' row and the 'management and general' column (from the unaudited 2016 17 Schedule of Functional Expenses)
2. Any contracted administrative/management fee paid to other organizations or corporations
3. Take the total from above and divide it by the year end FTE enrollment. The relevant portion that must be included in this calculation is defined as follows:

Administrative Expenditures: Administration and management of the charter school includes the activities and personnel of the offices of the chief school officer, the finance or business offices, school operations personnel, data management and reporting, human resources, technology, etc. It also includes those administrative and management services provided by other organizations or corporations on behalf of the charter school for which the charter school pays a fee or other compensation. Do not include the FTE of personnel whose role is to directly support the instructional program.

Notes:
The information on the Schedule of Functional Expenses on pages 41-43 of the Audit Guide can help schools locate the amounts to use in the two per pupil calculations:
<http://www.p12.nysed.gov/psc/AuditGuide.html>.
Employee benefit costs or expenditures should not be reported in the above calculations.

Line 1: Relevant Personnel Services Cost (Row)	1027819
Line 2: Management and General Cost (Column)	2150390
Line 3: Sum of Line 1 and Line 2	3178209
Line 5: Divide Line 3 by the Year End FTE student enrollment	3107

Thank you.



Charter Schools Institute
The State University of New York

GENERAL INSTRUCTIONS FOR ANNUAL BUDGET/QUARTERLY REPORT

TEMPLATE TABS

1- GRAY tab contains the Instructions




Instructions	Provides description of tabs and input requirements.
Funding by District	Charter School Tuition Rates

2- BLUE tabs require input of information

1.) Name of School	>Select school name from list. >Enter contact information.
2.) Enrollment	Enter enrollment information for Annual Budget (& Revisions) and Quarterly Actuals. Includes: >Enrollment by Grade >Enrollment by District
3.) Staffing Plan	Enter staffing plan information for Annual Budget (& Revisions) and Quarterly Actuals. Includes: >Full Time Equivalent (FTE), by Position Category, By Quarter
4.) Yearly Budget	Enter Yearly Budget information. Includes: >"Pior Year" column may be completed based upon preliminary data, and adjusted with Annual Audited data when the Quarter 2 Actuals are being submitted. (Note: Quarterly Revenue allocation may be set) >Budgeted Enrollment data and Per Pupil Revenue for the current year are populated based upon input on tab "2.) Enrollment." >Budgeted FTE for current year is populated based upon input on tab "3.) Staffing Plan." >All other sources of revenue >All expenses >Budget Revisions, as necessary and <i>approved</i> by the school's Board of Directors, should be submitted when submitting Quarterly Actuals.
5.) Balance Sheet	Enter Balance Sheet information for EdCorps. Separate schools merged into a primary EdCorp should NOT use this tab. >"Pior Year" column may be completed based upon preliminary data, and adjusted with Annual Audited data when the Quarter 2 Actuals are being submitted.

6.) Quarterly Report	Enter Actual Quarterly Report information . Includes: >Actual Enrollment data and Per Pupil Revenue for the current year are populated based upon input on tab "2.) Enrollment." >Actual FTE for current year is populated based upon input on tab "3.) Staffing Plan." >All other sources of revenue >All expenses
7.) Annual Report Requirement	Complete when submitting Actual Quarter 4.

CELL COLORS & GUIDANCE COMMENTS

-  = Enter information into the light BLUE shaded cells.
-  = Cells labeled in ORANGE contain guidance regarding the input of information.
-  = Cells containing RED triangles in the upper right corner contain "guidance comments" on that particular line item. Please "mouse-over" the triangle to reveal each comment.

Ver. 20170606

Charter Funding Alphabetical By NYS School District
*** (Sum of Charter School Basic Tuition and Supplemental Basic Tuition)**



ANNUAL BUDGET & QUARTERLY REPORT TEMPLATE

Brownsville Ascend Charter School

SCHOOL

Name:	Brownsville Ascend Charter School
-------	-----------------------------------

CONTACT INFORMATION

Contact Name:	Andrew Epstein
Contact Title:	Chief Financial Officer, Ascend Learning, Inc.
Contact Email:	[REDACTED]
Contact Phone:	[REDACTED]

REPORT PERIOD

Current Academic Year:	2017-18
Prior Academic Year:	2016-17

BROWNSVILLE ASCEND CHARTER SCHOOL
2017-18

ENROLLMENT BY GRADES

GRADES	K	1	2	3	4	5	6
INITIAL BUDGETED ENROLLMENT	116	116	116	112	112	112	120
TOTAL ENROLLMENT = 1028							

ENROLLMENT BY DISTRICT

[illegible]

This image shows a single sheet of white paper with horizontal blue or grey ruling lines. The lines are evenly spaced and run across the width of the page. There are no margins, text, or other markings on the paper.[illegible]This image shows a single sheet of white paper with horizontal blue ruling lines. The lines are evenly spaced and run across the width of the page. There are no margins, text, or other markings on the paper.

7	8	9	10	11	12
112	112	0	0	0	

QUARTER 4	
Original	<i>Revised</i>
1	0
1028	0

the 'REVISED' Column(s)
udget columns for the

QUARTER 4	
Original Budgeted Enrollment	<i>Revised</i> Budgeted Enrollment
1028	

ACTUAL QUARTERLY TOTAL DISTRICTS/ENROLLMENT			
QUARTER 1	QUARTER 2	QUARTER 3	QUARTER 4
Actual	Actual	Actual	Actual
0	0	0	0
0	0	0	0

ACTUAL ENROLLMENT BY QUARTER			
QUARTER 1	QUARTER 2	QUARTER 3	QUARTER 4
Actual Enrollment	Actual Enrollment	Actual Enrollment	Actual Enrollment

OWNSVILLE ASCEND CHARTER SCHOOL
2017-18

BROWNSVILLE ASCEND CHARTER SCHOOL
2017-18

PLAN - FULL TIME EQUIVALENT

STAFFING PLAN - FULL TIME EQUIVALENT ("FTE")

***NOTE:** Enter the number of FTE positions in the "blue" cells.

***NOTE:** Enter the number of FTE positions in the "blue" cells.

***NOTE:** If there are NO budget revisions at the time of quarterly submittal leave the 'REVISED' Column(s) COMPLETELY BLANK.

ADMINISTRATIVE PERSONNEL FTE	ADMINISTRATIVE PERSONNEL FTE	PRIOR YEAR
		2016-17
		ACTUAL
Executive Management	Executive Management	
Instructional Management	Instructional Management	2.0
Deans, Directors & Coordinators	Deans, Directors & Coordinators	13.0
CFO / Director of Finance	CFO / Director of Finance	
Operation / Business Manager	Operation / Business Manager	1.0
Administrative Staff	Administrative Staff	8.0
TOTAL ADMINISTRATIVE STAFF	TOTAL ADMINISTRATIVE STAFF	24.0

ANNUAL BUDGETED FTE							
Q1		Q2		Q3		Q4	
Original	Revised	Original	Revised	Original	Revised	Original	Revised
2.0		2.0		2.0		2.0	
12.0		12.0		12.0		12.0	
2.0		2.0		2.0		2.0	
17.0		17.0		17.0		17.0	
33.0	0.0	33.0	0.0	33.0	0.0	33.0	0.0

INSTRUCTIONAL PERSONNEL FTE	INSTRUCTIONAL PERSONNEL FTE	PRIOR YEAR
		2016-17
		ACTUAL
Teachers - Regular	Teachers - Regular	50.0
Teachers - SPED	Teachers - SPED	12.0
Substitute Teachers	Substitute Teachers	2.0
Teaching Assistants	Teaching Assistants	
Specialty Teachers	Specialty Teachers	9.0
Aides	Aides	4.0
Therapists & Counselors	Therapists & Counselors	9.0
Other	Other	
TOTAL INSTRUCTIONAL	TOTAL INSTRUCTIONAL	86.0

ANNUAL BUDGETED FTE							
Q1		Q2		Q3		Q4	
Original	Revised	Original	Revised	Original	Revised	Original	Revised
57.0		57.0		57.0		57.0	
15.0		15.0		15.0		15.0	
3.0		3.0		3.0		3.0	
9.0		9.0		9.0		9.0	
3.0		3.0		3.0		3.0	
8.0		8.0		8.0		8.0	
95.0	0.0	95.0	0.0	95.0	0.0	95.0	0.0

NON-INSTRUCTIONAL PERSONNEL FTE	NON-INSTRUCTIONAL PERSONNEL FTE	PRIOR YEAR
		2016-17
		ACTUAL
Nurse	Nurse	
Librarian	Librarian	
Custodian	Custodian	9.0
Security	Security	3.0
Other	Other	6.0
TOTAL NON-INSTRUCTIONAL	TOTAL NON-INSTRUCTIONAL	18.0

ANNUAL BUDGETED FTE							
Q1		Q2		Q3		Q4	
Original	Revised	Original	Revised	Original	Revised	Original	Revised
11.0		11.0		11.0		11.0	
4.0		4.0		4.0		4.0	
7.0		7.0		7.0		7.0	
22.0	0.0	22.0	0.0	22.0	0.0	22.0	0.0

TOTAL PERSONNEL SERVICE FTE	TOTAL PERSONNEL SERVICE FTE	128.0
-----------------------------	-----------------------------	-------

150.0	0.0	150.0	0.0	150.0	0.0	150.0	0.0
-------	-----	-------	-----	-------	-----	-------	-----

**OWNSVILLE ASCEND CHARTER SCHOOL
2017-18**

PLAN - FULL TIME EQUIVALENT

*NOTE: Enter the number of FTE positions in the "blue" cells.		Id be input.	*NOTE: State the assumptions that are being made for personnel FTE levels.	
ADMINISTRATIVE PERSONNEL FTE			Description of Assumptions	
	Q4			
	Actual			
Executive Management				
Instructional Management				
Deans, Directors & Coordinators				
CFO / Director of Finance				
Operation / Business Manager				
Administrative Staff				
TOTAL ADMINISTRATIVE STAFF	0.0			
INSTRUCTIONAL PERSONNEL FTE			Description of Assumptions	
	Q4			
	Actual			
Teachers - Regular				
Teachers - SPED				
Substitute Teachers				
Teaching Assistants				
Specialty Teachers				
Aides				
Therapists & Counselors				
Other				
TOTAL INSTRUCTIONAL	0.0			
NON-INSTRUCTIONAL PERSONNEL FTE			Description of Assumptions	
	Q4			
	Actual			
Nurse				
Librarian				
Custodian				
Security				
Other				
TOTAL NON-INSTRUCTIONAL	0.0			
TOTAL PERSONNEL SERVICE FTE	0.0			

		BROWNSVILLE ASCEND CHARTER SCHOOL Budget / Operating Plan 2017-18							
Total Revenue		-	4,798,924	-	-	4,888,771	-	-	4,888,771
Total Expenses		-	4,652,808	-	-	4,756,187	-	-	4,767,758
Net Income		-	146,116	-	-	132,584	-	-	121,013
Actual Student Enrollment		1,023	1,028	-	-	1,028	-	-	1,028
		Prior Year Actual 2016-17 Revenue Per Pupil	1st Quarter - 7/1 - 9/30			2nd Quarter - 10/1 - 12/31			3rd Quarter - 1/1 - 3/31
			Original Budget	Revised Budget	Variance	Original Budget	Revised Budget	Variance	Original Budget
REVENUE		Allocate Per Pupil Revenue by Quarter	*NOTE: If there are NO budget revisions at the time of quarterly submittal leave If budget revisions ARE made, the entire "REVISED" budget columns for the affected quarter will be revised.						
REVENUES FROM STATE SOURCES		2017-18 Per Pupil Rate	PPR %/Qtr->	25.0%	25.0%	25.0%	25.0%	25.0%	25.0%
Per Pupil Revenue									
NYC CHANCELLOR'S OFFICE		14,527		3,733,439	-	-	3,733,439	-	-
-		-		-	-	-	-	-	-
-		-		-	-	-	-	-	-
-		-		-	-	-	-	-	-
-		-		-	-	-	-	-	-
-		-		-	-	-	-	-	-
-		-		-	-	-	-	-	-
-		-		-	-	-	-	-	-
-		-		-	-	-	-	-	-
-		-		-	-	-	-	-	-
-		-		-	-	-	-	-	-
-		-		-	-	-	-	-	-
-		-		-	-	-	-	-	-
-		-		-	-	-	-	-	-
-		-		-	-	-	-	-	-
-		-		-	-	-	-	-	-
ALL OTHER School Districts: (Weighted Avg)		-		-	-	-	-	-	-
TOTAL Per Pupil Revenue (Weighted Average Per Pupil Funding)		14,527	-	3,733,439	-	-	3,733,439	-	-
Special Education Revenue				458,471	-	-	458,471	-	-
Grants									
Stimulus					-			-	
DYCD (Department of Youth and Community Development)					-			-	
Other					-			-	
NYC DoE Rental Assistance				376,976			376,976		376,976
Other					-			-	
TOTAL REVENUE FROM STATE SOURCES			-	4,568,886	-	-	4,568,886	-	-
REVENUE FROM FEDERAL FUNDING									
IDEA Special Needs				36,429	-		36,429	-	36,429
Title I				111,641	-		111,454	-	111,454
Title Funding - Other				4,005	-		3,998	-	3,998
School Food Service (Free Lunch)				42,520	-		127,559	-	127,559
Grants									

	BROWNSVILLE ASCEND CHARTER SCHOOL Budget / Operating Plan 2017-18							
Total Revenue	-	4,798,924	-	-	4,888,771	-	-	4,888,771
Total Expenses	-	4,652,808	-	-	4,756,187	-	-	4,767,758
Net Income	-	146,116	-	-	132,584	-	-	121,013
Actual Student Enrollment	1,023	1,028	-	-	1,028	-	-	1,028
	Prior Year Actual 2016-17 Revenue Per Pupil	1st Quarter - 7/1 - 9/30			2nd Quarter - 10/1 - 12/31			3rd C
		Original Budget	Revised Budget	Variance	Original Budget	Revised Budget	Variance	Original Budget
Charter School Program (CSP) Planning & Implementation				-			-	
Other				-			-	
Other				-			-	
TOTAL REVENUE FROM FEDERAL SOURCES	-	194,595	-	-	279,440	-	-	279,440
LOCAL and OTHER REVENUE								
Contributions and Donations		375		-	375		-	375
Fundraising				-			-	
Erate Reimbursement		11,999		-	11,999		-	11,999
Earnings on Investments				-			-	
Interest Income		142		-	142		-	142
Food Service (Income from meals)		2,501		-	7,503		-	7,503
Text Book		20,426		-	20,426		-	20,426
OTHER	-			-			-	
TOTAL REVENUE FROM LOCAL and OTHER SOURCES	-	35,443	-	-	40,445	-	-	40,445
TOTAL REVENUE	-	4,798,924	-	-	4,888,771	-	-	4,888,771

			BROWNSVILLE ASCEND CHARTER SCHOOL							
			Budget / Operating Plan							
			2017-18							
Total Revenue			-	4,798,924	-	-	4,888,771	-	-	4,888,771
Total Expenses			-	4,652,808	-	-	4,756,187	-	-	4,767,758
Net Income			-	146,116	-	-	132,584	-	-	121,013
Actual Student Enrollment			1,023	1,028	-	-	1,028	-	-	1,028
			Prior Year Actual	1st Quarter - 7/1 - 9/30			2nd Quarter - 10/1 - 12/31			3rd Quarter
			2016-17 Revenue Per Pupil	Original Budget	Revised Budget	Variance	Original Budget	Revised Budget	Variance	Original Budget
EXPENSES										
ADMINISTRATIVE STAFF PERSONNEL COSTS										
	Avg. No. of Positions									
Executive Management	-					-			-	
Instructional Management	2.00			75,000		-	75,000		-	75,000
Deans, Directors & Coordinators	12.00			273,072		-	273,072		-	273,072
CFO / Director of Finance	-					-			-	
Operation / Business Manager	2.00			62,500		-	62,500		-	62,500
Administrative Staff	17.00			107,702		-	107,702		-	107,702
TOTAL ADMINISTRATIVE STAFF	33.00		-	518,274	-	-	518,274	-	-	518,274
INSTRUCTIONAL PERSONNEL COSTS										
Teachers - Regular	57.00			1,013,029		-	1,013,029		-	1,013,029
Teachers - SPED	15.00			281,679		-	281,679		-	281,679
Substitute Teachers	3.00			47,286		-	47,286		-	47,286
Teaching Assistants	-					-			-	
Specialty Teachers	9.00			153,667		-	153,667		-	153,667
Aides	3.00			56,191		-	56,191		-	56,191
Therapists & Counselors	8.00			99,417		-	99,417		-	99,417
Other	-			59,679		-	59,679		-	67,179
TOTAL INSTRUCTIONAL	95.00		-	1,710,948	-	-	1,710,948	-	-	1,718,448
NON-INSTRUCTIONAL PERSONNEL COSTS										
Nurse	-					-			-	
Librarian	-					-			-	
Custodian	11.00			77,309		-	77,309		-	77,309
Security	4.00			26,067		-	26,067		-	26,067
Other	7.00			45,009		-	45,009		-	45,009
TOTAL NON-INSTRUCTIONAL	22.00		-	148,385	-	-	148,385	-	-	148,385
SUBTOTAL PERSONNEL SERVICE COSTS										
	150.00		-	2,377,607	-	-	2,377,607	-	-	2,385,107
PAYROLL TAXES AND BENEFITS										
Payroll Taxes				185,954		-	185,954		-	186,528
Fringe / Employee Benefits				271,150		-	271,150		-	271,314

		BROWNSVILLE ASCEND CHARTER SCHOOL Budget / Operating Plan 2017-18							
Total Revenue		-	4,798,924	-	-	4,888,771	-	-	4,888,771
Total Expenses		-	4,652,808	-	-	4,756,187	-	-	4,767,758
Net Income		-	146,116	-	-	132,584	-	-	121,013
Actual Student Enrollment		1,023	1,028	-	-	1,028	-	-	1,028
		Prior Year Actual 2016-17 Revenue Per Pupil	1st Quarter - 7/1 - 9/30			2nd Quarter - 10/1 - 12/31			3rd C
			Original Budget	Revised Budget	Variance	Original Budget	Revised Budget	Variance	Original Budget
Retirement / Pension					-			-	
TOTAL PAYROLL TAXES AND BENEFITS		-	457,104	-	-	457,104	-	-	457,842
TOTAL PERSONNEL SERVICE COSTS	150.00	-	2,834,711	-	-	2,834,711	-	-	2,842,949
CONTRACTED SERVICES									
Accounting / Audit			5,555		-	5,555		-	5,555
Legal			3,250		-	3,250		-	3,250
Management Company Fee			598,691		-	598,691		-	598,691
Nurse Services					-			-	
Food Service / School Lunch			50,023		-	150,069		-	150,069
Payroll Services			5,500		-	5,500		-	5,500
Special Ed Services			2,750		-	2,750		-	2,750
Titlement Services (i.e. Title I)					-			-	
Other Purchased / Professional / Consulting			-		-	-		-	-
TOTAL CONTRACTED SERVICES		-	665,769	-	-	765,815	-	-	765,815

	BROWNSVILLE ASCEND CHARTER SCHOOL Budget / Operating Plan 2017-18							
Total Revenue	-	4,798,924	-	-	4,888,771	-	-	4,888,771
Total Expenses	-	4,652,808	-	-	4,756,187	-	-	4,767,758
Net Income	-	146,116	-	-	132,584	-	-	121,013
Actual Student Enrollment	1,023	1,028	-	-	1,028	-	-	1,028
	Prior Year Actual 2016-17 Revenue Per Pupil	1st Quarter - 7/1 - 9/30			2nd Quarter - 10/1 - 12/31			3rd C
		Original Budget	Revised Budget	Variance	Original Budget	Revised Budget	Variance	Original Budget
SCHOOL OPERATIONS								
Board Expenses				-			-	
Classroom / Teaching Supplies & Materials		22,875		-	22,875		-	22,875
Special Ed Supplies & Materials		1,750		-	1,750		-	1,750
Textbooks / Workbooks		35,076		-	35,076		-	35,076
Supplies & Materials other		9,500		-	9,500		-	9,500
Equipment / Furniture		14,350		-	14,350		-	14,350
Telephone		13,333		-	13,333		-	13,333
Technology		13,739		-	13,739		-	13,739
Student Testing & Assessment		5,798		-	5,798		-	5,798
Field Trips		13,750		-	13,750		-	13,750
Transportation (student)		1,500		-	1,500		-	1,500
Student Services - other		6,250		-	6,250		-	6,250
Office Expense		24,625		-	24,625		-	24,625
Staff Development		32,167		-	35,500		-	38,833
Staff Recruitment		6,250		-	6,250		-	6,250
Student Recruitment / Marketing		1,625		-	1,625		-	1,625
School Meals / Lunch				-			-	
Travel (Staff)		500		-	500		-	500
Fundraising				-			-	
Other		20,007		-	20,007		-	20,007
TOTAL SCHOOL OPERATIONS	-	223,095	-	-	226,428	-	-	229,761
FACILITY OPERATION & MAINTENANCE								
Insurance		20,854		-	20,854		-	20,854
Janitorial		15,000		-	15,000		-	15,000
Building and Land Rent / Lease / Facility Finance Interest		611,564		-	611,564		-	611,564
Repairs & Maintenance		43,250		-	43,250		-	43,250
Equipment / Furniture		92,065		-	92,065		-	92,065
Security				-			-	
Utilities		91,500		-	91,500		-	91,500
TOTAL FACILITY OPERATION & MAINTENANCE	-	874,233	-	-	874,233	-	-	874,233
DEPRECIATION & AMORTIZATION		55,000		-	55,000		-	55,000
RESERVES / CONTINGENCY				-			-	

	BROWNSVILLE ASCEND CHARTER SCHOOL Budget / Operating Plan 2017-18							
Total Revenue	-	4,798,924	-	-	4,888,771	-	-	4,888,771
Total Expenses	-	4,652,808	-	-	4,756,187	-	-	4,767,758
Net Income	-	146,116	-	-	132,584	-	-	121,013
Actual Student Enrollment	1,023	1,028	-	-	1,028	-	-	1,028
	Prior Year Actual 2016-17 Revenue Per Pupil	1st Quarter - 7/1 - 9/30			2nd Quarter - 10/1 - 12/31			3rd C
		Original Budget	Revised Budget	Variance	Original Budget	Revised Budget	Variance	Original Budget
TOTAL EXPENSES	-	<u>4,652,808</u>	-	-	<u>4,756,187</u>	-	-	<u>4,767,758</u>
NET INCOME	-	<u>146,116</u>	-	-	<u>132,584</u>	-	-	<u>121,013</u>

		BROWNSVILLE ASCEND CHARTER SCHOOL Budget / Operating Plan 2017-18							
Total Revenue	-	4,798,924	-	-	4,888,771	-	-	4,888,771	
Total Expenses	-	4,652,808	-	-	4,756,187	-	-	4,767,758	
Net Income	-	146,116	-	-	132,584	-	-	121,013	3rd C
Actual Student Enrollment	1,023	1,028	-	-	1,028	-	-	1,028	
		Prior Year Actual 2016-17 Revenue Per Pupil	1st Quarter - 7/1 - 9/30			2nd Quarter - 10/1 - 12/31			3rd C
			Original Budget	Revised Budget	Variance	Original Budget	Revised Budget	Variance	Original Budget
ENROLLMENT - *School Districts Are Linked To Above Entries*									
Number of Districts:		1	1	-	-	1	-	-	1
NYC CHANCELLOR'S OFFICE		1,023	1,028	-	-	1,028	-	-	1,028
-		-	-	-	-	-	-	-	-
-		-	-	-	-	-	-	-	-
-		-	-	-	-	-	-	-	-
-		-	-	-	-	-	-	-	-
-		-	-	-	-	-	-	-	-
-		-	-	-	-	-	-	-	-
-		-	-	-	-	-	-	-	-
-		-	-	-	-	-	-	-	-
-		-	-	-	-	-	-	-	-
-		-	-	-	-	-	-	-	-
-		-	-	-	-	-	-	-	-
-		-	-	-	-	-	-	-	-
-		-	-	-	-	-	-	-	-
ALL OTHER School Districts: (Weighted Avg)		-	-	-	-	-	-	-	-
TOTAL ENROLLMENT		1,023	1,028	-	-	1,028	-	-	1,028
REVENUE PER PUPIL		-	4,668	-	-	4,756	-	-	4,756
EXPENSES PER PUPIL		-	4,526	-	-	4,627	-	-	4,638

Total Revenue		-	-	4,888,771	-	-
Total Expenses		-	-	4,758,927	-	-
Net Income		-	-	129,844	-	-
Actual Student Enrollment		-	-	1,028	-	-
		3rd Quarter - 1/1 - 3/31		4th Quarter - 4/1 - 6/30		
		Revised Budget	Variance	Original Budget	Revised Budget	Variance
REVENUE		Use the 'REVISED' Column(s) COMPLETELY BLANK. Selected quarter(s) must be completed on tabs 2, 3 and 4.				
REVENUES FROM STATE SOURCES						
Per Pupil Revenue	2017-18 Per Pupil Rate	25.0%		25.0%	25.0%	
NYC CHANCELLOR'S OFFICE	14,527	-	-	3,733,439	-	-
-	-	-	-	-	-	-
-	-	-	-	-	-	-
-	-	-	-	-	-	-
-	-	-	-	-	-	-
-	-	-	-	-	-	-
-	-	-	-	-	-	-
-	-	-	-	-	-	-
-	-	-	-	-	-	-
-	-	-	-	-	-	-
-	-	-	-	-	-	-
-	-	-	-	-	-	-
-	-	-	-	-	-	-
-	-	-	-	-	-	-
-	-	-	-	-	-	-
-	-	-	-	-	-	-
ALL OTHER School Districts: (Weighted Avg)	-	-	-	-	-	-
TOTAL Per Pupil Revenue (Weighted Average Per Pupil Funding)	14,527	-	-	3,733,439	-	-
Special Education Revenue			-	458,471		-
Grants						
Stimulus			-			-
DYCD (Department of Youth and Community Development)			-			-
Other			-			-
NYC DoE Rental Assistance				376,976		
Other			-			-
TOTAL REVENUE FROM STATE SOURCES		-	-	4,568,886	-	-
REVENUE FROM FEDERAL FUNDING						
IDEA Special Needs			-	36,429		-
Title I			-	111,454		-
Title Funding - Other			-	3,998		-
School Food Service (Free Lunch)			-	127,559		-
Grants						

Total Revenue	-	-	4,888,771	-	-
Total Expenses	-	-	4,758,927	-	-
Net Income	-	-	129,844	-	-
Actual Student Enrollment	-	-	1,028	-	-
	Quarter - 1/1 - 3/31		4th Quarter - 4/1 - 6/30		
	Revised Budget	Variance	Original Budget	Revised Budget	Variance
Charter School Program (CSP) Planning & Implementation		-			-
Other		-			-
Other		-			-
TOTAL REVENUE FROM FEDERAL SOURCES	-	-	279,440	-	-
LOCAL and OTHER REVENUE					
Contributions and Donations		-	375		-
Fundraising		-			-
Erate Reimbursement		-	11,999		-
Earnings on Investments		-			-
Interest Income		-	142		-
Food Service (Income from meals)		-	7,503		-
Text Book		-	20,426		-
OTHER		-			-
TOTAL REVENUE FROM LOCAL and OTHER SOURCES	-	-	40,445	-	-
TOTAL REVENUE	-	-	4,888,771	-	-

Total Revenue			-	-	4,888,771	-	-
Total Expenses			-	-	4,758,927	-	-
Net Income			-	-	129,844	-	-
Actual Student Enrollment			-	-	1,028	-	-
			Quarter - 1/1 - 3/31		4th Quarter - 4/1 - 6/30		
			Revised Budget	Variance	Original Budget	Revised Budget	Variance
EXPENSES							
ADMINISTRATIVE STAFF PERSONNEL COSTS		Avg. No. of Positions					
Executive Management	-			-			-
Instructional Management	2.00			-	75,000		-
Deans, Directors & Coordinators	12.00			-	273,071		-
CFO / Director of Finance	-			-			-
Operation / Business Manager	2.00			-	62,500		-
Administrative Staff	17.00			-	107,702		-
TOTAL ADMINISTRATIVE STAFF	33.00		-	-	518,273	-	-
INSTRUCTIONAL PERSONNEL COSTS							
Teachers - Regular	57.00			-	1,013,028		-
Teachers - SPED	15.00			-	281,679		-
Substitute Teachers	3.00			-	47,286		-
Teaching Assistants	-			-			-
Specialty Teachers	9.00			-	153,666		-
Aides	3.00			-	56,191		-
Therapists & Counselors	8.00			-	99,417		-
Other	-			-	62,178		-
TOTAL INSTRUCTIONAL	95.00		-	-	1,713,445	-	-
NON-INSTRUCTIONAL PERSONNEL COSTS							
Nurse	-			-			-
Librarian	-			-			-
Custodian	11.00			-	77,308		-
Security	4.00			-	26,066		-
Other	7.00			-	45,008		-
TOTAL NON-INSTRUCTIONAL	22.00		-	-	148,382	-	-
SUBTOTAL PERSONNEL SERVICE COSTS		150.00	-	-	2,380,100	-	-
PAYROLL TAXES AND BENEFITS							
Payroll Taxes				-	186,146		-
Fringe / Employee Benefits				-	271,205		-

Total Revenue		-	-	4,888,771	-	-
Total Expenses		-	-	4,758,927	-	-
Net Income		-	-	129,844	-	-
Actual Student Enrollment		-	-	1,028	-	-
		Quarter - 1/1 - 3/31			4th Quarter - 4/1 - 6/30	
		Revised Budget	Variance	Original Budget	Revised Budget	Variance
Retirement / Pension			-			-
TOTAL PAYROLL TAXES AND BENEFITS		-	-	457,351	-	-
TOTAL PERSONNEL SERVICE COSTS		-	-	2,837,451	-	-
CONTRACTED SERVICES						
Accounting / Audit			-	5,555		-
Legal			-	3,250		-
Management Company Fee			-	598,691		-
Nurse Services			-			-
Food Service / School Lunch			-	150,069		-
Payroll Services			-	5,500		-
Special Ed Services			-	2,750		-
Titlement Services (i.e. Title I)			-			-
Other Purchased / Professional / Consulting			-	-		-
TOTAL CONTRACTED SERVICES		-	-	765,815	-	-

Total Revenue	-	-	4,888,771	-	-
Total Expenses	-	-	4,758,927	-	-
Net Income	-	-	129,844	-	-
Actual Student Enrollment	-	-	1,028	-	-
	Quarter - 1/1 - 3/31		4th Quarter - 4/1 - 6/30		
	Revised Budget	Variance	Original Budget	Revised Budget	Variance
SCHOOL OPERATIONS					
Board Expenses		-			-
Classroom / Teaching Supplies & Materials		-	22,875		-
Special Ed Supplies & Materials		-	1,750		-
Textbooks / Workbooks		-	35,076		-
Supplies & Materials other		-	9,500		-
Equipment / Furniture		-	14,350		-
Telephone		-	13,333		-
Technology		-	13,739		-
Student Testing & Assessment		-	5,798		-
Field Trips		-	13,750		-
Transportation (student)		-	1,500		-
Student Services - other		-	6,250		-
Office Expense		-	24,625		-
Staff Development		-	35,500		-
Staff Recruitment		-	6,250		-
Student Recruitment / Marketing		-	1,625		-
School Meals / Lunch		-			-
Travel (Staff)		-	500		-
Fundraising		-			-
Other		-	<u>20,007</u>		-
TOTAL SCHOOL OPERATIONS	-	-	226,428	-	-
FACILITY OPERATION & MAINTENANCE					
Insurance		-	20,854		-
Janitorial		-	15,000		-
Building and Land Rent / Lease / Facility Finance Interest		-	611,564		-
Repairs & Maintenance		-	43,250		-
Equipment / Furniture		-	92,065		-
Security		-			-
Utilities		-	<u>91,500</u>		-
TOTAL FACILITY OPERATION & MAINTENANCE	-	-	874,233	-	-
DEPRECIATION & AMORTIZATION		-	55,000		-
RESERVES / CONTINGENCY		-			-

Total Revenue	-	-	4,888,771	-	-
Total Expenses	-	-	4,758,927	-	-
Net Income	-	-	129,844	-	-
Actual Student Enrollment	-	-	1,028	-	-
	3rd Quarter - 1/1 - 3/31		4th Quarter - 4/1 - 6/30		
	Revised Budget - 1/1 - 3/31		Original Budget	Revised Budget	Variance
TOTAL EXPENSES	-	-	4,758,927	-	-
NET INCOME	-	-	129,844	-	-

Total Revenue	-	-	4,888,771	-	-
Total Expenses	-	-	4,758,927	-	-
Net Income	Quarter - 1/1 - 3/31		129,844	-	-
Actual Student Enrollment	-	-	1,028	-	-
	Quarter - 1/1 - 3/31		4th Quarter - 4/1 - 6/30		
	Revised Budget	Variance	Original Budget	Revised Budget	Variance
ENROLLMENT - *School Districts Are Linked To Above Entries*					
Number of Districts:	-	-	1	-	-
NYC CHANCELLOR'S OFFICE	-	-	1,028	-	-
-	-	-	-	-	-
-	-	-	-	-	-
-	-	-	-	-	-
-	-	-	-	-	-
-	-	-	-	-	-
-	-	-	-	-	-
-	-	-	-	-	-
-	-	-	-	-	-
-	-	-	-	-	-
-	-	-	-	-	-
-	-	-	-	-	-
-	-	-	-	-	-
-	-	-	-	-	-
-	-	-	-	-	-
ALL OTHER School Districts: (Weighted Avg)	-	-	-	-	-
TOTAL ENROLLMENT	-	-	1,028	-	-
REVENUE PER PUPIL	-	-	4,756	-	-
EXPENSES PER PUPIL	-	-	4,629	-	-

		BROWNSVILLE ASCEND CHARTER SCHOOL					DESCRIPTION OF ASSUMPTIONS
		Budget / Operating Plan					
		2017-18					
Total Revenue		19,465,237	19,465,237	-	19,465,237	19,465,237	
Total Expenses		18,935,680	18,935,680	-	(18,935,680)	(18,935,680)	
Net Income		529,557	529,557	-	529,557	529,557	
Actual Student Enrollment							
		Total Year			VARIANCE		
		Original Budget	Revised Budget	Variance	Original Budget vs. PY Budget	Revised Budget vs. PY Budget	
REVENUE							
REVENUES FROM STATE SOURCES		2017-18					
Per Pupil Revenue	Per Pupil Rate						
NYC CHANCELLOR'S OFFICE	14,527	14,933,756	14,933,756	-	14,933,756	14,933,756	
-	-	-	-	-	-	-	
-	-	-	-	-	-	-	
-	-	-	-	-	-	-	
-	-	-	-	-	-	-	
-	-	-	-	-	-	-	
-	-	-	-	-	-	-	
-	-	-	-	-	-	-	
-	-	-	-	-	-	-	
-	-	-	-	-	-	-	
-	-	-	-	-	-	-	
-	-	-	-	-	-	-	
-	-	-	-	-	-	-	
-	-	-	-	-	-	-	
-	-	-	-	-	-	-	
ALL OTHER School Districts: (Weighted Avg)	-	-	-	-	-	-	
TOTAL Per Pupil Revenue (Weighted Average Per Pupil Funding)	14,527	14,933,756	14,933,756	-	14,933,756	14,933,756	
Special Education Revenue		1,833,884	1,833,884	-	1,833,884	1,833,884	
Grants							
Stimulus		-	-	-	-	-	
DYCD (Department of Youth and Community Development)		-	-	-	-	-	
Other		-	-	-	-	-	
NYC DoE Rental Assistance		1,507,904	1,507,904	-	1,507,904	1,507,904	
Other		=	=	=	=	=	
TOTAL REVENUE FROM STATE SOURCES		18,275,544	18,275,544	-	18,275,544	18,275,544	
REVENUE FROM FEDERAL FUNDING							
IDEA Special Needs		145,716	145,716	-	145,716	145,716	
Title I		446,003	446,003	-	446,003	446,003	
Title Funding - Other		15,999	15,999	-	15,999	15,999	
School Food Service (Free Lunch)		425,197	425,197	-	425,197	425,197	
Grants							

Page 25 of 61

BROWNSVILLE ASCEND CHARTER SCHOOL
Budget / Operating Plan

2017-18

Total Revenue	19,465,237	19,465,237	-	19,465,237	19,465,237
Total Expenses	18,935,680	18,935,680	-	(18,935,680)	(18,935,680)
Net Income	529,557	529,557	-	529,557	529,557
Actual Student Enrollment					
	Total Year			VARIANCE	
	Original Budget	Revised Budget	Variance	Original Budget vs. PY Budget	Revised Budget vs. PY Budget
Charter School Program (CSP) Planning & Implementation	-	-	-	-	-
Other	-	-	-	-	-
Other	-	-	-	-	-
TOTAL REVENUE FROM FEDERAL SOURCES	1,032,915	1,032,915	-	1,032,915	1,032,915
LOCAL and OTHER REVENUE					
Contributions and Donations	1,500	1,500	-	1,500	1,500
Fundraising	-	-	-	-	-
Erate Reimbursement	47,996	47,996	-	47,996	47,996
Earnings on Investments	-	-	-	-	-
Interest Income	568	568	-	568	568
Food Service (Income from meals)	25,010	25,010	-	25,010	25,010
Text Book	81,704	81,704	-	81,704	81,704
OTHER	-	-	-	-	-
TOTAL REVENUE FROM LOCAL and OTHER SOURCES	156,778	156,778	-	156,778	156,778
TOTAL REVENUE	19,465,237	19,465,237	-	19,465,237	19,465,237

DESCRIPTION OF ASSUMPTIONS

			BROWNSVILLE ASCEND CHARTER SCHOOL					DESCRIPTION OF ASSUMPTIONS	
			Budget / Operating Plan						
			2017-18						
Total Revenue			19,465,237	19,465,237	-	19,465,237	19,465,237		
Total Expenses			18,935,680	18,935,680	-	(18,935,680)	(18,935,680)		
Net Income			529,557	529,557	-	529,557	529,557		
Actual Student Enrollment									
			Total Year			VARIANCE		DESCRIPTION OF ASSUMPTIONS	
			Original Budget	Revised Budget	Variance	Original Budget vs. PY Budget	Revised Budget vs. PY Budget		
EXPENSES									
ADMINISTRATIVE STAFF PERSONNEL COSTS									
	Avg. No. of Positions								
Executive Management	-		-	-	-	-	-		
Instructional Management	2.00		300,000	300,000	-	(300,000)	(300,000)		
Deans, Directors & Coordinators	12.00		1,092,287	1,092,287	-	(1,092,287)	(1,092,287)		
CFO / Director of Finance	-		-	-	-	-	-		
Operation / Business Manager	2.00		250,000	250,000	-	(250,000)	(250,000)		
Administrative Staff	17.00		430,808	430,808	-	(430,808)	(430,808)		
TOTAL ADMINISTRATIVE STAFF	33.00		2,073,095	2,073,095	-	(2,073,095)	(2,073,095)		
INSTRUCTIONAL PERSONNEL COSTS									
Teachers - Regular	57.00		4,052,115	4,052,115	-	(4,052,115)	(4,052,115)		
Teachers - SPED	15.00		1,126,716	1,126,716	-	(1,126,716)	(1,126,716)		
Substitute Teachers	3.00		189,144	189,144	-	(189,144)	(189,144)		
Teaching Assistants	-		-	-	-	-	-		
Specialty Teachers	9.00		614,667	614,667	-	(614,667)	(614,667)		
Aides	3.00		224,764	224,764	-	(224,764)	(224,764)		
Therapists & Counselors	8.00		397,668	397,668	-	(397,668)	(397,668)		
Other	-		248,715	248,715	-	(248,715)	(248,715)		
TOTAL INSTRUCTIONAL	95.00		6,853,789	6,853,789	-	(6,853,789)	(6,853,789)		
NON-INSTRUCTIONAL PERSONNEL COSTS									
Nurse	-		-	-	-	-	-		
Librarian	-		-	-	-	-	-		
Custodian	11.00		309,235	309,235	-	(309,235)	(309,235)		
Security	4.00		104,267	104,267	-	(104,267)	(104,267)		
Other	7.00		180,035	180,035	-	(180,035)	(180,035)		
TOTAL NON-INSTRUCTIONAL	22.00		593,537	593,537	-	(593,537)	(593,537)		
SUBTOTAL PERSONNEL SERVICE COSTS			150.00	9,520,421	9,520,421	-	(9,520,421)	(9,520,421)	
PAYROLL TAXES AND BENEFITS									
Payroll Taxes			744,582	744,582	-	(744,582)	(744,582)		
Fringe / Employee Benefits			1,084,819	1,084,819	-	(1,084,819)	(1,084,819)		

BROWNSVILLE ASCEND CHARTER SCHOOL
Budget / Operating Plan
2017-18

Total Revenue	19,465,237	19,465,237	-	19,465,237	19,465,237
Total Expenses	18,935,680	18,935,680	-	(18,935,680)	(18,935,680)
Net Income	529,557	529,557	-	529,557	529,557
Actual Student Enrollment					
	Total Year			VARIANCE	
	Original Budget	Revised Budget	Variance	Original Budget vs. PY Budget	Revised Budget vs. PY Budget
Retirement / Pension	-	-	-	-	-
TOTAL PAYROLL TAXES AND BENEFITS	1,829,401	1,829,401	-	(1,829,401)	(1,829,401)
TOTAL PERSONNEL SERVICE COSTS	11,349,822	11,349,822	-	(11,349,822)	(11,349,822)
CONTRACTED SERVICES					
Accounting / Audit	22,220	22,220	-	(22,220)	(22,220)
Legal	13,000	13,000	-	(13,000)	(13,000)
Management Company Fee	2,394,764	2,394,764	-	(2,394,764)	(2,394,764)
Nurse Services	-	-	-	-	-
Food Service / School Lunch	500,230	500,230	-	(500,230)	(500,230)
Payroll Services	22,000	22,000	-	(22,000)	(22,000)
Special Ed Services	11,000	11,000	-	(11,000)	(11,000)
Titlement Services (i.e. Title I)	-	-	-	-	-
Other Purchased / Professional / Consulting	-	-	-	-	-
TOTAL CONTRACTED SERVICES	2,963,214	2,963,214	-	(2,963,214)	(2,963,214)

DESCRIPTION OF ASSUMPTIONS

BROWNSVILLE ASCEND CHARTER SCHOOL
Budget / Operating Plan

2017-18

Total Revenue	19,465,237	19,465,237	-	19,465,237	19,465,237
Total Expenses	18,935,680	18,935,680	-	(18,935,680)	(18,935,680)
Net Income	529,557	529,557	-	529,557	529,557
Actual Student Enrollment					

	Total Year			VARIANCE	
	Original Budget	Revised Budget	Variance	Original Budget vs. PY Budget	Revised Budget vs. PY Budget
SCHOOL OPERATIONS					
Board Expenses	-	-	-	-	-
Classroom / Teaching Supplies & Materials	91,500	91,500	-	(91,500)	(91,500)
Special Ed Supplies & Materials	7,000	7,000	-	(7,000)	(7,000)
Textbooks / Workbooks	140,304	140,304	-	(140,304)	(140,304)
Supplies & Materials other	38,000	38,000	-	(38,000)	(38,000)
Equipment / Furniture	57,400	57,400	-	(57,400)	(57,400)
Telephone	53,332	53,332	-	(53,332)	(53,332)
Technology	54,956	54,956	-	(54,956)	(54,956)
Student Testing & Assessment	23,192	23,192	-	(23,192)	(23,192)
Field Trips	55,000	55,000	-	(55,000)	(55,000)
Transportation (student)	6,000	6,000	-	(6,000)	(6,000)
Student Services - other	25,000	25,000	-	(25,000)	(25,000)
Office Expense	98,500	98,500	-	(98,500)	(98,500)
Staff Development	142,000	142,000	-	(142,000)	(142,000)
Staff Recruitment	25,000	25,000	-	(25,000)	(25,000)
Student Recruitment / Marketing	6,500	6,500	-	(6,500)	(6,500)
School Meals / Lunch	-	-	-	-	-
Travel (Staff)	2,000	2,000	-	(2,000)	(2,000)
Fundraising	-	-	-	-	-
Other	80,028	80,028	-	(80,028)	(80,028)
TOTAL SCHOOL OPERATIONS	905,712	905,712	-	(905,712)	(905,712)
FACILITY OPERATION & MAINTENANCE					
Insurance	83,416	83,416	-	(83,416)	(83,416)
Janitorial	60,000	60,000	-	(60,000)	(60,000)
Building and Land Rent / Lease / Facility Finance Interest	2,446,256	2,446,256	-	(2,446,256)	(2,446,256)
Repairs & Maintenance	173,000	173,000	-	(173,000)	(173,000)
Equipment / Furniture	368,260	368,260	-	(368,260)	(368,260)
Security	-	-	-	-	-
Utilities	366,000	366,000	-	(366,000)	(366,000)
TOTAL FACILITY OPERATION & MAINTENANCE	3,496,932	3,496,932	-	(3,496,932)	(3,496,932)
DEPRECIATION & AMORTIZATION	220,000	220,000	-	(220,000)	(220,000)
RESERVES / CONTINGENCY	-	-	-	-	-

DESCRIPTION OF ASSUMPTIONS

BROWNSVILLE ASCEND CHARTER SCHOOL
Budget / Operating Plan
2017-18

Total Revenue	19,465,237	19,465,237	-	19,465,237	19,465,237
Total Expenses	18,935,680	18,935,680	-	(18,935,680)	(18,935,680)
Net Income	529,557	529,557	-	529,557	529,557
Actual Student Enrollment					
	Total Year			VARIANCE	
	Original Budget	Revised Budget	Variance	Original Budget vs. PY Budget	Revised Budget vs. PY Budget
TOTAL EXPENSES	18,935,680	18,935,680	-	(18,935,680)	(18,935,680)
NET INCOME	529,557	529,557	-	529,557	529,557

DESCRIPTION OF ASSUMPTIONS

		BROWNSVILLE ASCEND CHARTER SCHOOL					DESCRIPTION OF ASSUMPTIONS
		Budget / Operating Plan					
		2017-18					
Total Revenue		19,465,237	19,465,237	-	19,465,237	19,465,237	
Total Expenses		18,935,680	18,935,680	-	(18,935,680)	(18,935,680)	
Net Income		529,557	529,557	-	529,557	529,557	
Actual Student Enrollment							
		Total Year			VARIANCE		
		Original Budget	Revised Budget	Variance	Original Budget vs. PY Budget	Revised Budget vs. PY Budget	
ENROLLMENT - *School Districts Are Linked To Above Entries*							
Number of Districts:							
NYC CHANCELLOR'S OFFICE							
-							
-							
-							
-							
-							
-							
-							
-							
-							
-							
-							
-							
ALL OTHER School Districts: (Weighted Avg)							
TOTAL ENROLLMENT							
REVENUE PER PUPIL							
EXPENSES PER PUPIL							

BROWNSVILLE ASCEND CHARTER SCHOOL

DO NOT ENTER BALANCE SHEET DATA ON THIS
TEMPLATE

Balance sheet data should for the Ed Corp:
Ascend Charter Schools
should be entered on the template for
Canarsie Ascend Charter School.

BALANCE SHEET

2017-18

	Prior Year	Q1	Q2	Q3	Q4
	2016-17	As of 9/30	As of 12/31	As of 3/31	As of 6/30
<u>ASSETS</u>					
<u>CURRENT ASSETS</u>					
Cash and cash equivalents	-	-	-	-	-
Grants and contracts receivable	-	-	-	-	-
Accounts receivables	-	-	-	-	-
Prepaid Expenses	-	-	-	-	-
Contributions and other receivables	-	-	-	-	-
TOTAL CURRENT ASSETS	-	-	-	-	-
<u>PROPERTY, BUILDING AND EQUIPMENT, net</u>	-	-	-	-	-
<u>OTHER ASSETS</u>	-	-	-	-	-
TOTAL ASSETS	-	-	-	-	-
<u>LIABILITIES AND NET ASSETS</u>					
<u>CURRENT LIABILITIES</u>					
Accounts payable and accrued expenses	-	-	-	-	-
Accrued payroll and benefits	-	-	-	-	-
Deferred Revenue	-	-	-	-	-
Current maturities of long-term debt	-	-	-	-	-
Short Term Debt - Bonds, Notes Payable	-	-	-	-	-
Other	-	-	-	-	-
TOTAL CURRENT LIABILITIES	-	-	-	-	-
<u>LONG-TERM DEBT and NOTES PAYABLE, net current maturities</u>	-	-	-	-	-
TOTAL LIABILITIES	-	-	-	-	-
<u>NET ASSETS</u>					
Unrestricted	-	-	-	-	-
Temporarily restricted	-	-	-	-	-
TOTAL NET ASSETS	-	-	-	-	-
TOTAL LIABILITIES AND NET ASSETS	-	-	-	-	-

2017-18

*NOTE: Enrollment, Revenue and Expenditure Data IN the 'Total and Variance Analysis' Section is Based on LAST ACTUAL Quarter Completed	1st Quarter - 7/1 - 9/30			2nd Quarter - 10/1 - 12/31			3rd Quarter - 1/1 - 3/31
	Actual	Current Budget	Variance	Actual	Current Budget	Variance	Actual
Enrollment	1,234	1,250	(16)	1,345	1,360	(15)	1,456
Revenue	567,890	580,000	(12,110)	612,345	625,000	(12,655)	678,901
Expenditure	456,789	470,000	(13,211)	501,234	515,000	(13,766)	543,210
Surplus/Deficit	111,101	110,000	1,101	111,111	110,000	1,111	135,691

CY Per Pupil Rate

Grants						
Stimulus		-	-		-	-
DYCD (Department of Youth and Community Development)		-	-		-	-
Other		-	-		-	-
NYC DoE Rental Assistance	376,976	-		376,976	-	-
Other		=	=		=	=
TOTAL REVENUE FROM STATE SOURCES	-	4,568,886	-	-	4,568,886	-

Other

2017-18

Total Revenue	-	4,798,924	-	-	4,888,771	-	-
Total Expenses	-	4,652,808	-	-	4,756,187	-	-
Net Income	-	146,116	-	-	132,584	-	-
Actual Student Enrollment	-	1,028	-	-	1,028	-	-
*NOTE: Enrollment, Revenue and Expenditure Data IN the 'Total and Variance Analysis' Section is Based on LAST ACTUAL Quarter Completed	1st Quarter - 7/1 - 9/30			2nd Quarter - 10/1 - 12/31			3rd Quarter - 1/1 - 3/31
	Actual	Current Budget	Variance	Actual	Current Budget	Variance	Actual
Other		-	-		-	-	
TOTAL REVENUE FROM FEDERAL SOURCES	-	194,595	-	-	279,440	-	-
LOCAL and OTHER REVENUE							
Contributions and Donations		375	-		375	-	
Fundraising		-	-		-	-	
Erate Reimbursement		11,999	-		11,999	-	
Earnings on Investments		-	-		-	-	
Interest Income		142	-		142	-	
Food Service (Income from meals)		2,501	-		7,503	-	
Text Book		20,426	-		20,426	-	
OTHER		-	-		-	-	
TOTAL REVENUE FROM LOCAL and OTHER SOURCES	-	35,443	-	-	40,445	-	-
TOTAL REVENUE	-	4,798,924	-	-	4,888,771	-	-

BROWNSVILLE ASCEND CHARTER

Budget / Operating Plan

2017-18

Total Revenue	- 4,798,924	-	- 4,888,771	-	-
Total Expenses	- 4,652,808	-	- 4,756,187	-	-
Net Income	- 146,116	-	- 132,584	-	-
Actual Student Enrollment	- 1,028	-	- 1,028	-	-

*NOTE: Enrollment, Revenue and Expenditure Data IN the 'Total and Variance Analysis' Section is Based on LAST ACTUAL Quarter Completed	1st Quarter - 7/1 - 9/30			2nd Quarter - 10/1 - 12/31			3rd Quarter
	Actual	Current Budget	Variance	Actual	Current Budget	Variance	Actual

EXPENSES

ADMINISTRATIVE STAFF PERSONNEL COSTS

	Quarter 0 No. of Positions						
Executive Management	-	-	-	-	-	-	-
Instructional Management	-	75,000	-	75,000	-	-	-
Deans, Directors & Coordinators	-	273,072	-	273,072	-	-	-
CFO / Director of Finance	-	-	-	-	-	-	-
Operation / Business Manager	-	62,500	-	62,500	-	-	-
Administrative Staff	-	107,702	-	107,702	-	-	-
TOTAL ADMINISTRATIVE STAFF	-	518,274	-	518,274	-	-	-

INSTRUCTIONAL PERSONNEL COSTS

Teachers - Regular	-	1,013,029	-	1,013,029	-	-	-
Teachers - SPED	-	281,679	-	281,679	-	-	-
Substitute Teachers	-	47,286	-	47,286	-	-	-
Teaching Assistants	-	-	-	-	-	-	-
Specialty Teachers	-	153,667	-	153,667	-	-	-
Aides	-	56,191	-	56,191	-	-	-
Therapists & Counselors	-	99,417	-	99,417	-	-	-
Other	-	59,679	-	59,679	-	-	-
TOTAL INSTRUCTIONAL	-	1,710,948	-	1,710,948	-	-	-

NON-INSTRUCTIONAL PERSONNEL COSTS

Nurse	-	-	-	-	-	-	-
Librarian	-	-	-	-	-	-	-
Custodian	-	77,309	-	77,309	-	-	-
Security	-	26,067	-	26,067	-	-	-
Other	-	45,009	-	45,009	-	-	-
TOTAL NON-INSTRUCTIONAL	-	148,385	-	148,385	-	-	-

SUBTOTAL PERSONNEL SERVICE COSTS

	-	2,377,607	-	2,377,607	-	-	-
--	---	-----------	---	-----------	---	---	---

PAYROLL TAXES AND BENEFITS

Payroll Taxes	-	185,954	-	185,954	-	-	-
Fringe / Employee Benefits	-	271,150	-	271,150	-	-	-
Retirement / Pension	-	-	-	-	-	-	-
TOTAL PAYROLL TAXES AND BENEFITS	-	457,104	-	457,104	-	-	-

TOTAL PERSONNEL SERVICE COSTS

	-	2,834,711	-	2,834,711	-	-	-
--	---	-----------	---	-----------	---	---	---

BROWNSVILLE ASCEND CHARTER

Budget / Operating Plan

2017-18

Total Revenue	-	4,798,924	-	-	4,888,771	-	-
Total Expenses	-	4,652,808	-	-	4,756,187	-	-
Net Income	-	146,116	-	-	132,584	-	-
Actual Student Enrollment	-	1,028	-	-	1,028	-	-

*NOTE: Enrollment, Revenue and Expenditure Data IN the 'Total and Variance Analysis' Section is Based on LAST ACTUAL Quarter Completed	1st Quarter - 7/1 - 9/30			2nd Quarter - 10/1 - 12/31			3rd Quarter - 1/1 - 3/31
	Actual	Current Budget	Variance	Actual	Current Budget	Variance	Actual
CONTRACTED SERVICES							
Accounting / Audit		5,555	-		5,555	-	
Legal		3,250	-		3,250	-	
Management Company Fee		598,691	-		598,691	-	
Nurse Services		-	-		-	-	
Food Service / School Lunch		50,023	-		150,069	-	
Payroll Services		5,500	-		5,500	-	
Special Ed Services		2,750	-		2,750	-	
Titlement Services (i.e. Title I)		-	-		-	-	
Other Purchased / Professional / Consulting		-	-		-	-	
TOTAL CONTRACTED SERVICES	-	665,769	-	-	765,815	-	-

BROWNSVILLE ASCEND CHARTER

Budget / Operating Plan

2017-18

Total Revenue	-	4,798,924	-	-	4,888,771	-	-
Total Expenses	-	4,652,808	-	-	4,756,187	-	-
Net Income	-	146,116	-	-	132,584	-	-
Actual Student Enrollment	-	1,028	-	-	1,028	-	-

*NOTE: Enrollment, Revenue and Expenditure Data IN the 'Total and Variance Analysis' Section is Based on LAST ACTUAL Quarter Completed	1st Quarter - 7/1 - 9/30			2nd Quarter - 10/1 - 12/31			3rd Q
	Actual	Current Budget	Variance	Actual	Current Budget	Variance	Actual
SCHOOL OPERATIONS							
Board Expenses		-	-		-	-	
Classroom / Teaching Supplies & Materials		22,875	-		22,875	-	
Special Ed Supplies & Materials		1,750	-		1,750	-	
Textbooks / Workbooks		35,076	-		35,076	-	
Supplies & Materials other		9,500	-		9,500	-	
Equipment / Furniture		14,350	-		14,350	-	
Telephone		13,333	-		13,333	-	
Technology		13,739	-		13,739	-	
Student Testing & Assessment		5,798	-		5,798	-	
Field Trips		13,750	-		13,750	-	
Transportation (student)		1,500	-		1,500	-	
Student Services - other		6,250	-		6,250	-	
Office Expense		24,625	-		24,625	-	
Staff Development		32,167	-		35,500	-	
Staff Recruitment		6,250	-		6,250	-	
Student Recruitment / Marketing		1,625	-		1,625	-	
School Meals / Lunch		-	-		-	-	
Travel (Staff)		500	-		500	-	
Fundraising		-	-		-	-	
Other		20,007	-		20,007	-	
TOTAL SCHOOL OPERATIONS	-	223,095	-	-	226,428	-	-
FACILITY OPERATION & MAINTENANCE							
Insurance		20,854	-		20,854	-	
Janitorial		15,000	-		15,000	-	
Building and Land Rent / Lease / Facility Finance Interest		611,564	-		611,564	-	
Repairs & Maintenance		43,250	-		43,250	-	
Equipment / Furniture		92,065	-		92,065	-	
Security		-	-		-	-	
Utilities		91,500	-		91,500	-	
TOTAL FACILITY OPERATION & MAINTENANCE	-	874,233	-	-	874,233	-	-
DEPRECIATION & AMORTIZATION							
RESERVES / CONTINGENCY		-	-		-	-	
TOTAL EXPENSES	-	4,652,808	-	-	4,756,187	-	-

BROWNSVILLE ASCEND CHARTER

Budget / Operating Plan

2017-18

Total Revenue	-	4,798,924	-	-	4,888,771	-	-
Total Expenses	-	4,652,808	-	-	4,756,187	-	-
Net Income	-	146,116	-	-	132,584	-	-
Actual Student Enrollment	-	1,028	-	-	1,028	-	-

*NOTE: Enrollment, Revenue and Expenditure Data IN the 'Total and Variance Analysis' Section is Based on LAST ACTUAL Quarter Completed	1st Quarter - 7/1 - 9/30			2nd Quarter - 10/1 - 12/31			3rd Quarter
	Actual	Current Budget	Variance	Actual	Current Budget	Variance	Actual
NET INCOME	-	146,116	-	-	132,584	-	-

BROWNSVILLE ASCEND CHARTER
Budget / Operating Plan
2017-18

Total Revenue	-	4,798,924	-	-	4,888,771	-	-
Total Expenses	-	4,652,808	-	-	4,756,187	-	-
Net Income	-	146,116	-	-	132,584	-	-
Actual Student Enrollment	-	1,028	-	-	1,028	-	-

*NOTE: Enrollment, Revenue and Expenditure Data IN the 'Total and Variance Analysis' Section is Based on LAST ACTUAL Quarter Completed	1st Quarter - 7/1 - 9/30			2nd Quarter - 10/1 - 12/31			3rd Quarter - 1/1 - 3/31
	Actual	Current Budget	Variance	Actual	Current Budget	Variance	Actual

ENROLLMENT - *School Districts Are Linked To Above Entries*

NYC CHANCELLOR'S OFFICE	-	1,028	-	-	1,028	-	-
-	-	-	-	-	-	-	-
-	-	-	-	-	-	-	-
-	-	-	-	-	-	-	-
-	-	-	-	-	-	-	-
-	-	-	-	-	-	-	-
-	-	-	-	-	-	-	-
-	-	-	-	-	-	-	-
-	-	-	-	-	-	-	-
-	-	-	-	-	-	-	-
-	-	-	-	-	-	-	-
-	-	-	-	-	-	-	-
-	-	-	-	-	-	-	-
-	-	-	-	-	-	-	-
-	-	-	-	-	-	-	-
-	-	-	-	-	-	-	-
-	-	-	-	-	-	-	-
-	-	-	-	-	-	-	-
-	-	-	-	-	-	-	-
ALL OTHER School Districts: (Count = 0)	-	-	-	-	-	-	-
TOTAL ENROLLMENT	-	1,028	-	-	1,028	-	-
REVENUE PER PUPIL	-	4,668	-	-	4,756	-	-
EXPENSES PER PUPIL	-	4,526	-	-	4,627	-	-

n

Total Revenue	4,888,771	-	-	4,888,771	-
Total Expenses	4,767,758	-	-	4,758,927	-
Net Income	121,013	-	-	129,844	-
Actual Student Enrollment	1,028	-	-	1,028	-

*NOTE: Enrollment, Revenue and Expenditure Data IN the 'Total and Variance Analysis' Section is Based on LAST ACTUAL Quarter Completed	Quarter - 1/1 - 3/31		4th Quarter - 4/1 - 6/30		
	Current Budget	Variance	Actual	Current Budget	Variance

REVENUE

REVENUES FROM STATE SOURCES

Per Pupil Revenue

CY Per Pupil Rate

NYC CHANCELLOR'S OFFICE	14,527	3,733,439	-		3,733,439	-
-	-	-	-		-	-
-	-	-	-		-	-
-	-	-	-		-	-
-	-	-	-		-	-
-	-	-	-		-	-
-	-	-	-		-	-
-	-	-	-		-	-
-	-	-	-		-	-
-	-	-	-		-	-
-	-	-	-		-	-
-	-	-	-		-	-
-	-	-	-		-	-
-	-	-	-		-	-
-	-	-	-		-	-
-	-	-	-		-	-
-	-	-	-		-	-
ALL OTHER School Districts: (Count = 0)	-	-	-		-	-
TOTAL Per Pupil Revenue (Weighted Average Per Pupil Funding)	14,527	3,733,439	-	-	3,733,439	-
Special Education Revenue		458,471	-		458,471	-
Grants						
Stimulus		-	-		-	-
DYCD (Department of Youth and Community Development)		-	-		-	-
Other		-	-		-	-
NYC DoE Rental Assistance		376,976	-		376,976	-
Other		=	=		=	=
TOTAL REVENUE FROM STATE SOURCES		4,568,886	-	-	4,568,886	

REVENUE FROM FEDERAL FUNDING

IDEA Special Needs	36,429	-		36,429	-
Title I	111,454	-		111,454	-
Title Funding - Other	3,998	-		3,998	-
School Food Service (Free Lunch)	127,559	-		127,559	-
Grants					
Charter School Program (CSP) Planning & Implementation	-	-		-	-
Other	-	-		-	-

**ER SCHOOL
n**

Total Revenue	4,888,771	-	-	4,888,771	-
Total Expenses	4,767,758	-	-	4,758,927	-
Net Income	121,013	-	-	129,844	-
Actual Student Enrollment	1,028	-	-	1,028	-
		Quarter - 1/1 - 3/31		4th Quarter - 4/1 - 6/30	
*NOTE: Enrollment, Revenue and Expenditure Data IN the 'Total and Variance Analysis' Section is Based on LAST ACTUAL Quarter Completed		Current Budget	Variance	Actual	Current Budget Variance
Other		-	-		-
TOTAL REVENUE FROM FEDERAL SOURCES		279,440	-	-	279,440 -
LOCAL and OTHER REVENUE					
Contributions and Donations		375	-		375 -
Fundraising		-	-		- -
Erate Reimbursement		11,999	-		11,999 -
Earnings on Investments		-	-		- -
Interest Income		142	-		142 -
Food Service (Income from meals)		7,503	-		7,503 -
Text Book		20,426	-		20,426 -
OTHER		-	-		- -
TOTAL REVENUE FROM LOCAL and OTHER SOURCES		40,445	-	-	40,445 -
TOTAL REVENUE		4,888,771	-	-	4,888,771 -

ER SCHOOL

n

Total Revenue	4,888,771	-	-	4,888,771	-
Total Expenses	4,767,758	-	-	4,758,927	-
Net Income	121,013	-	-	129,844	-
Actual Student Enrollment	1,028	-	-	1,028	-

*NOTE: Enrollment, Revenue and Expenditure Data IN the 'Total and Variance Analysis' Section is Based on LAST ACTUAL Quarter Completed	Quarter - 1/1 - 3/31		4th Quarter - 4/1 - 6/30		
	Current Budget	Variance	Actual	Current Budget	Variance

EXPENSES

ADMINISTRATIVE STAFF PERSONNEL COSTS

	Quarter 0 No. of Positions				
Executive Management	-	-	-	-	-
Instructional Management	-	75,000	-	75,000	-
Deans, Directors & Coordinators	-	273,072	-	273,071	-
CFO / Director of Finance	-	-	-	-	-
Operation / Business Manager	-	62,500	-	62,500	-
Administrative Staff	-	107,702	-	107,702	-
TOTAL ADMINISTRATIVE STAFF	-	518,274	-	518,273	-

INSTRUCTIONAL PERSONNEL COSTS

Teachers - Regular	-	1,013,029	-	1,013,028	-
Teachers - SPED	-	281,679	-	281,679	-
Substitute Teachers	-	47,286	-	47,286	-
Teaching Assistants	-	-	-	-	-
Specialty Teachers	-	153,667	-	153,666	-
Aides	-	56,191	-	56,191	-
Therapists & Counselors	-	99,417	-	99,417	-
Other	-	67,179	-	62,178	-
TOTAL INSTRUCTIONAL	-	1,718,448	-	1,713,445	-

NON-INSTRUCTIONAL PERSONNEL COSTS

Nurse	-	-	-	-	-
Librarian	-	-	-	-	-
Custodian	-	77,309	-	77,308	-
Security	-	26,067	-	26,066	-
Other	-	45,009	-	45,008	-
TOTAL NON-INSTRUCTIONAL	-	148,385	-	148,382	-

SUBTOTAL PERSONNEL SERVICE COSTS

PAYROLL TAXES AND BENEFITS

Payroll Taxes		186,528	-	186,146	-
Fringe / Employee Benefits		271,314	-	271,205	-
Retirement / Pension		-	-	-	-
TOTAL PAYROLL TAXES AND BENEFITS		457,842	-	457,351	-

TOTAL PERSONNEL SERVICE COSTS

	-	2,842,949	-	2,837,451	-
--	---	-----------	---	-----------	---

ER SCHOOL n					
Total Revenue	4,888,771	-	-	4,888,771	-
Total Expenses	4,767,758	-	-	4,758,927	-
Net Income	121,013	-	-	129,844	-
Actual Student Enrollment	1,028	-	-	1,028	-
		Quarter - 1/1 - 3/31		4th Quarter - 4/1 - 6/30	
*NOTE: Enrollment, Revenue and Expenditure Data IN the 'Total and Variance Analysis' Section is Based on LAST ACTUAL Quarter Completed		ER SCHOOL n			
		Current Budget	Variance	Actual	Current Budget Variance
CONTRACTED SERVICES					
Accounting / Audit	5,555	-		5,555	-
Legal	3,250	-		3,250	-
Management Company Fee	598,691	-		598,691	-
Nurse Services	-	-		-	-
Food Service / School Lunch	150,069	-		150,069	-
Payroll Services	5,500	-		5,500	-
Special Ed Services	2,750	-		2,750	-
Titlement Services (i.e. Title I)	-	-		-	-
Other Purchased / Professional / Consulting	-	-		-	-
TOTAL CONTRACTED SERVICES	765,815	-	-	765,815	-

ER SCHOOL

n

Total Revenue	4,888,771	-	-	4,888,771	-
Total Expenses	4,767,758	-	-	4,758,927	-
Net Income	121,013	-	-	129,844	-
Actual Student Enrollment	1,028	-	-	1,028	-

*NOTE: Enrollment, Revenue and Expenditure Data IN the 'Total and Variance Analysis' Section is Based on LAST ACTUAL Quarter Completed	Quarter - 1/1 - 3/31		4th Quarter - 4/1 - 6/30		
	Current Budget	Variance	Actual	Current Budget	Variance
SCHOOL OPERATIONS					
Board Expenses	-	-	-	-	-
Classroom / Teaching Supplies & Materials	22,875	-	22,875	22,875	-
Special Ed Supplies & Materials	1,750	-	1,750	1,750	-
Textbooks / Workbooks	35,076	-	35,076	35,076	-
Supplies & Materials other	9,500	-	9,500	9,500	-
Equipment / Furniture	14,350	-	14,350	14,350	-
Telephone	13,333	-	13,333	13,333	-
Technology	13,739	-	13,739	13,739	-
Student Testing & Assessment	5,798	-	5,798	5,798	-
Field Trips	13,750	-	13,750	13,750	-
Transportation (student)	1,500	-	1,500	1,500	-
Student Services - other	6,250	-	6,250	6,250	-
Office Expense	24,625	-	24,625	24,625	-
Staff Development	38,833	-	35,500	35,500	-
Staff Recruitment	6,250	-	6,250	6,250	-
Student Recruitment / Marketing	1,625	-	1,625	1,625	-
School Meals / Lunch	-	-	-	-	-
Travel (Staff)	500	-	500	500	-
Fundraising	-	-	-	-	-
Other	20,007	-	20,007	20,007	-
TOTAL SCHOOL OPERATIONS	229,761	-	-	226,428	-
FACILITY OPERATION & MAINTENANCE					
Insurance	20,854	-	20,854	20,854	-
Janitorial	15,000	-	15,000	15,000	-
Building and Land Rent / Lease / Facility Finance Interest	611,564	-	611,564	611,564	-
Repairs & Maintenance	43,250	-	43,250	43,250	-
Equipment / Furniture	92,065	-	92,065	92,065	-
Security	-	-	-	-	-
Utilities	91,500	-	91,500	91,500	-
TOTAL FACILITY OPERATION & MAINTENANCE	874,233	-	-	874,233	-
DEPRECIATION & AMORTIZATION	55,000	-	55,000	55,000	-
RESERVES / CONTINGENCY	-	-	-	-	-
TOTAL EXPENSES	4,767,758	-	-	4,758,927	-

ER SCHOOL					
ER SCHOOL					
n					
Total Revenue	4,888,771	-	-	4,888,771	-
Total Expenses	4,767,758	-	-	4,758,927	-
Net Income	121,013	-	-	129,844	-
Actual Student Enrollment	1,028	-	-	1,028	-
			Quarter - 1/1 - 3/31		4th Quarter - 4/1 - 6/30
			Quarter - 1/1 - 3/31		
			Current Budget	Variance	
					Actual Current Budget Variance
NET INCOME	121,013	-	-	129,844	-

PER SCHOOL					
n					
Total Revenue	4,888,771	-	-	4,888,771	-
Total Expenses	4,767,758	-	-	4,758,927	-
Net Income	121,013	-	-	129,844	-
Actual Student Enrollment	1,028	-	-	1,028	-
Quarter - 1/1 - 3/31					
Quarter - 1/1 - 3/31			4th Quarter - 4/1 - 6/30		
*NOTE: Enrollment, Revenue and Expenditure Data IN the 'Total and Variance Analysis' Section is Based on LAST ACTUAL Quarter Completed					
			Actual	Current Budget	Variance
			Current Budget	Variance	
ENROLLMENT - *School Districts Are Linked To Above Entries*					
NYC CHANCELLOR'S OFFICE			1,028	-	-
-			-	-	-
-			-	-	-
-			-	-	-
-			-	-	-
-			-	-	-
-			-	-	-
-			-	-	-
-			-	-	-
-			-	-	-
-			-	-	-
-			-	-	-
-			-	-	-
-			-	-	-
-			-	-	-
ALL OTHER School Districts: (Count = 0)			-	-	-
TOTAL ENROLLMENT			1,028	-	-
REVENUE PER PUPIL			4,756	-	-
EXPENSES PER PUPIL			4,638	-	-

2017-18

Total Revenue	-	-	-	19,465,237	(19,465,237)	-	-	19,465,237
Total Expenses	-	-	-	18,935,680	18,935,680	-	-	18,935,680
Net Income	-	-	-	529,557	(529,557)	-	-	529,557
Actual Student Enrollment	-	-	-			-	-	

TOTALS AND VARIANCE ANALYSIS

*NOTE: Enrollment, Revenue and Expenditure Data IN the 'Total and Variance Analysis' Section is Based on LAST ACTUAL Quarter Completed								
	Actual	Current Budget (Current Quarter)	Actual vs. Current Budget	Current Budget - TY	Actual vs. Current Budget TY	Original Budget (Current Quarter)	Actual vs. Original Budget	Original Budget -
REVENUE								
REVENUES FROM STATE SOURCES								
Per Pupil Revenue		CY Per Pupil Rate						
NYC CHANCELLOR'S OFFICE	-	14,527	-	14,933,756	(14,933,756)	-	-	14,933,756
-	-	-	-	-	-	-	-	-
-	-	-	-	-	-	-	-	-
-	-	-	-	-	-	-	-	-
-	-	-	-	-	-	-	-	-
-	-	-	-	-	-	-	-	-
-	-	-	-	-	-	-	-	-
-	-	-	-	-	-	-	-	-
-	-	-	-	-	-	-	-	-
-	-	-	-	-	-	-	-	-
-	-	-	-	-	-	-	-	-
-	-	-	-	-	-	-	-	-
-	-	-	-	-	-	-	-	-
-	-	-	-	-	-	-	-	-
-	-	-	-	-	-	-	-	-
-	-	-	-	-	-	-	-	-
ALL OTHER School Districts: (Count = 0)	-	-	-	-	-	-	-	-
TOTAL Per Pupil Revenue (Weighted Average Per Pupil Funding)	-	14,527	-	14,933,756	(14,933,756)	-	-	14,933,756
Special Education Revenue	-	-	-	1,833,884	(1,833,884)	-	-	1,833,884
Grants								
Stimulus	-	-	-	-	-	-	-	-
DYCD (Department of Youth and Community Development)	-	-	-	-	-	-	-	-
Other	-	-	-	-	-	-	-	-
NYC DoE Rental Assistance	-	-	-	1,507,904	(1,507,904)	-	-	1,507,904
Other	=	=	=	=	=	=	=	=
TOTAL REVENUE FROM STATE SOURCES	-	-	-	18,275,544	(18,275,544)	-	-	18,275,544
REVENUE FROM FEDERAL FUNDING								
IDEA Special Needs	-	-	-	145,716	(145,716)	-	-	145,716
Title I	-	-	-	446,003	(446,003)	-	-	446,003
Title Funding - Other	-	-	-	15,999	(15,999)	-	-	15,999
School Food Service (Free Lunch)	-	-	-	425,197	(425,197)	-	-	425,197
Grants								
Charter School Program (CSP) Planning & Implementation	-	-	-	-	-	-	-	-
Other	-	-	-	-	-	-	-	-

				BROWNSVILLE ASCEND CHARTER SCHOOL				
				Budget / Operating Plan				
				2017-18				
Total Revenue	-	-	-	19,465,237	(19,465,237)	-	-	19,465,237
Total Expenses	-	-	-	18,935,680	18,935,680	-	-	18,935,680
Net Income	-	-	-	529,557	(529,557)	-	-	529,557
Actual Student Enrollment	-	-	-			-	-	
				TOTALS AND VARIANCE ANALYSIS				
*NOTE: Enrollment, Revenue and Expenditure Data IN the 'Total and Variance Analysis' Section is Based on LAST ACTUAL Quarter Completed	Actual	Current Budget (Current Quarter)	Actual vs. Current Budget	Current Budget - TY	Actual vs. Current Budget TY	Original Budget (Current Quarter)	Actual vs. Original Budget	Original Budget -
Other	-	-	-	-	-	-	-	-
TOTAL REVENUE FROM FEDERAL SOURCES	-	-	-	1,032,915	(1,032,915)	-	-	1,032,915
LOCAL and OTHER REVENUE								
Contributions and Donations	-	-	-	1,500	(1,500)	-	-	1,500
Fundraising	-	-	-	-	-	-	-	-
Erate Reimbursement	-	-	-	47,996	(47,996)	-	-	47,996
Earnings on Investments	-	-	-	-	-	-	-	-
Interest Income	-	-	-	568	(568)	-	-	568
Food Service (Income from meals)	-	-	-	25,010	(25,010)	-	-	25,010
Text Book	-	-	-	81,704	(81,704)	-	-	81,704
OTHER	-	-	-	-	-	-	-	-
TOTAL REVENUE FROM LOCAL and OTHER SOURCES	-	-	-	156,778	(156,778)	-	-	156,778
TOTAL REVENUE	-	-	-	19,465,237	(19,465,237)	-	-	19,465,237

				BROWNSVILLE ASCEND CHARTER SCHOOL				
				Budget / Operating Plan				
				2017-18				
Total Revenue	-	-	-	19,465,237	(19,465,237)	-	-	19,465,237
Total Expenses	-	-	-	18,935,680	18,935,680	-	-	18,935,680
Net Income	-	-	-	529,557	(529,557)	-	-	529,557
Actual Student Enrollment	-	-	-			-	-	
*NOTE: Enrollment, Revenue and Expenditure Data IN the 'Total and Variance Analysis' Section is Based on LAST ACTUAL Quarter Completed				TOTALS AND VARIANCE ANALYSIS				
				Actual	Current Budget (Current Quarter)	Actual vs. Current Budget	Current Budget - TY	Actual vs. Current Budget TY
EXPENSES								
ADMINISTRATIVE STAFF PERSONNEL COSTS								
Executive Management	-	-	-	-	-	-	-	-
Instructional Management	-	-	-	300,000	300,000	-	-	300,000
Deans, Directors & Coordinators	-	-	-	1,092,287	1,092,287	-	-	1,092,287
CFO / Director of Finance	-	-	-	-	-	-	-	-
Operation / Business Manager	-	-	-	250,000	250,000	-	-	250,000
Administrative Staff	-	-	-	430,808	430,808	-	-	430,808
TOTAL ADMINISTRATIVE STAFF	-	-	-	2,073,095	2,073,095	-	-	2,073,095
INSTRUCTIONAL PERSONNEL COSTS								
Teachers - Regular	-	-	-	4,052,115	4,052,115	-	-	4,052,115
Teachers - SPED	-	-	-	1,126,716	1,126,716	-	-	1,126,716
Substitute Teachers	-	-	-	189,144	189,144	-	-	189,144
Teaching Assistants	-	-	-	-	-	-	-	-
Specialty Teachers	-	-	-	614,667	614,667	-	-	614,667
Aides	-	-	-	224,764	224,764	-	-	224,764
Therapists & Counselors	-	-	-	397,668	397,668	-	-	397,668
Other	-	-	-	248,715	248,715	-	-	248,715
TOTAL INSTRUCTIONAL	-	-	-	6,853,789	6,853,789	-	-	6,853,789
NON-INSTRUCTIONAL PERSONNEL COSTS								
Nurse	-	-	-	-	-	-	-	-
Librarian	-	-	-	-	-	-	-	-
Custodian	-	-	-	309,235	309,235	-	-	309,235
Security	-	-	-	104,267	104,267	-	-	104,267
Other	-	-	-	180,035	180,035	-	-	180,035
TOTAL NON-INSTRUCTIONAL	-	-	-	593,537	593,537	-	-	593,537
SUBTOTAL PERSONNEL SERVICE COSTS				-	-	-	-	-
PAYROLL TAXES AND BENEFITS								
Payroll Taxes	-	-	-	744,582	744,582	-	-	744,582
Fringe / Employee Benefits	-	-	-	1,084,819	1,084,819	-	-	1,084,819
Retirement / Pension	-	-	-	-	-	-	-	-
TOTAL PAYROLL TAXES AND BENEFITS	-	-	-	1,829,401	1,829,401	-	-	1,829,401
TOTAL PERSONNEL SERVICE COSTS				-	-	-	-	-

Page 49 of 61

				BROWNSVILLE ASCEND CHARTER SCHOOL				
				Budget / Operating Plan				
				2017-18				
Total Revenue	-	-	-	19,465,237	(19,465,237)	-	-	19,465,237
Total Expenses	-	-	-	18,935,680	18,935,680	-	-	18,935,680
Net Income	-	-	-	529,557	(529,557)	-	-	529,557
Actual Student Enrollment	-	-	-			-	-	
				TOTALS AND VARIANCE ANALYSIS				
*NOTE: Enrollment, Revenue and Expenditure Data IN the 'Total and Variance Analysis' Section is Based on LAST ACTUAL Quarter Completed		Current Budget (Current Quarter)	Actual vs. Current Budget	Current Budget - TY	Actual vs. Current Budget TY	Original Budget (Current Quarter)	Actual vs. Original Budget	Original Budget - TY
	Actual							
CONTRACTED SERVICES								
Accounting / Audit	-	-	-	22,220	22,220	-	-	22,220
Legal	-	-	-	13,000	13,000	-	-	13,000
Management Company Fee	-	-	-	2,394,764	2,394,764	-	-	2,394,764
Nurse Services	-	-	-	-	-	-	-	-
Food Service / School Lunch	-	-	-	500,230	500,230	-	-	500,230
Payroll Services	-	-	-	22,000	22,000	-	-	22,000
Special Ed Services	-	-	-	11,000	11,000	-	-	11,000
Titlement Services (i.e. Title I)	-	-	-	-	-	-	-	-
Other Purchased / Professional / Consulting	-	-	-	-	-	-	-	-
TOTAL CONTRACTED SERVICES	-	-	-	2,963,214	2,963,214	-	-	2,963,214

				BROWNSVILLE ASCEND CHARTER SCHOOL				
				Budget / Operating Plan				
				2017-18				
Total Revenue	-	-	-	19,465,237	(19,465,237)	-	-	19,465,237
Total Expenses	-	-	-	18,935,680	18,935,680	-	-	18,935,680
Net Income	-	-	-	529,557	(529,557)	-	-	529,557
Actual Student Enrollment	-	-	-			-	-	
				TOTALS AND VARIANCE ANALYSIS				
*NOTE: Enrollment, Revenue and Expenditure Data IN the 'Total and Variance Analysis' Section is Based on LAST ACTUAL Quarter Completed				Current	Actual	Actual	Original	Actual
				Budget	vs.	vs.	Budget	vs.
				(Current	Current	Current	(Current	Original
				Quarter)	Budget	Budget - TY	Quarter)	Budget
				Actual				
SCHOOL OPERATIONS								
Board Expenses	-	-	-	-	-	-	-	-
Classroom / Teaching Supplies & Materials	-	-	-	91,500	91,500	-	-	91,500
Special Ed Supplies & Materials	-	-	-	7,000	7,000	-	-	7,000
Textbooks / Workbooks	-	-	-	140,304	140,304	-	-	140,304
Supplies & Materials other	-	-	-	38,000	38,000	-	-	38,000
Equipment / Furniture	-	-	-	57,400	57,400	-	-	57,400
Telephone	-	-	-	53,332	53,332	-	-	53,332
Technology	-	-	-	54,956	54,956	-	-	54,956
Student Testing & Assessment	-	-	-	23,192	23,192	-	-	23,192
Field Trips	-	-	-	55,000	55,000	-	-	55,000
Transportation (student)	-	-	-	6,000	6,000	-	-	6,000
Student Services - other	-	-	-	25,000	25,000	-	-	25,000
Office Expense	-	-	-	98,500	98,500	-	-	98,500
Staff Development	-	-	-	142,000	142,000	-	-	142,000
Staff Recruitment	-	-	-	25,000	25,000	-	-	25,000
Student Recruitment / Marketing	-	-	-	6,500	6,500	-	-	6,500
School Meals / Lunch	-	-	-	-	-	-	-	-
Travel (Staff)	-	-	-	2,000	2,000	-	-	2,000
Fundraising	-	-	-	-	-	-	-	-
Other	-	-	-	80,028	80,028	-	-	80,028
TOTAL SCHOOL OPERATIONS	-	-	-	905,712	905,712	-	-	905,712
FACILITY OPERATION & MAINTENANCE								
Insurance	-	-	-	83,416	83,416	-	-	83,416
Janitorial	-	-	-	60,000	60,000	-	-	60,000
Building and Land Rent / Lease / Facility Finance Interest	-	-	-	2,446,256	2,446,256	-	-	2,446,256
Repairs & Maintenance	-	-	-	173,000	173,000	-	-	173,000
Equipment / Furniture	-	-	-	368,260	368,260	-	-	368,260
Security	-	-	-	-	-	-	-	-
Utilities	-	-	-	366,000	366,000	-	-	366,000
TOTAL FACILITY OPERATION & MAINTENANCE	-	-	-	3,496,932	3,496,932	-	-	3,496,932
DEPRECIATION & AMORTIZATION				-	-	-	-	-
RESERVES / CONTINGENCY				-	-	-	-	-
TOTAL EXPENSES	-	-	-	18,935,680	18,935,680	-	-	18,935,680

				BROWNSVILLE ASCEND CHARTER SCHOOL							
				Budget / Operating Plan							
				2017-18							
Total Revenue	-	-	-	19,465,237	(19,465,237)	-	-	19,465,237			
Total Expenses	-	-	-	18,935,680	18,935,680	-	-	18,935,680			
Net Income	-	-	-	529,557	(529,557)	-	-	529,557			
Actual Student Enrollment	-	-	-			-	-				
				TOTALS AND VARIANCE ANALYSIS							
*NOTE: Enrollment, Revenue and Expenditure Data IN the 'Total and Variance Analysis' Section is Based on LAST ACTUAL Quarter Completed				Current Budget	Actual vs.	Current Budget - TY	Actual vs.	Original Budget	Actual vs.	Original Budget -	
				Actual	(Current Quarter)	Current Budget	Current Budget TY	(Current Quarter)	Original Budget		
NET INCOME				-	-	-	529,557	(529,557)	-	-	529,557

				BROWNSVILLE ASCEND CHARTER SCHOOL					
				Budget / Operating Plan					
				Budget / Operating Plan					
				2017-18					
Total Revenue	-	-	-	19,465,237	(19,465,237)	-	-	19,465,237	
Total Expenses	-	-	-	18,935,680	18,935,680	-	-	18,935,680	
Net Income	-	-	-	529,557	(529,557)	-	-	529,557	
Actual Student Enrollment	-	-	-			-	-		
				TOTALS AND VARIANCE ANALYSIS					
*NOTE: Enrollment, Revenue and Expenditure Data IN the 'Total and Variance Analysis' Section is Based on LAST ACTUAL Quarter Completed				TOTALS AND VARIANCE ANALYSIS					
				Actual	Current Budget (Current Quarter)	Actual vs. Current Budget	Current Budget - TY	Actual vs. Current Budget TY	Original Budget (Current Quarter)
ENROLLMENT - *School Districts Are Linked To Above Entries*				* Enrollment Data Based on Last Actual Quarter Completed					
NYC CHANCELLOR'S OFFICE				-	-	-		-	-
-				-	-	-		-	-
-				-	-	-		-	-
-				-	-	-		-	-
-				-	-	-		-	-
-				-	-	-		-	-
-				-	-	-		-	-
-				-	-	-		-	-
-				-	-	-		-	-
-				-	-	-		-	-
-				-	-	-		-	-
-				-	-	-		-	-
-				-	-	-		-	-
-				-	-	-		-	-
-				-	-	-		-	-
-				-	-	-		-	-
-				-	-	-		-	-
ALL OTHER School Districts: (Count = 0)				-	-	-		-	-
TOTAL ENROLLMENT				-	-	-		-	-
REVENUE PER PUPIL				-	-	-		-	-
EXPENSES PER PUPIL				-	-	-		-	-

Total Revenue		(19,465,237)	-	-
Total Expenses		18,935,680	-	-
Net Income		(529,557)	-	-
Actual Student Enrollment			-	-
*NOTE: Enrollment, Revenue and Expenditure Data IN the 'Total and Variance Analysis' Section is Based on LAST ACTUAL Quarter Completed		Actual vs. Original Budget TY	PY Actual (PY TY / No. of COMPLETED Actual CY	Actual CY vs. Actual PY
REVENUE				
REVENUES FROM STATE SOURCES				
Per Pupil Revenue	CY Per Pupil Rate			
NYC CHANCELLOR'S OFFICE	14,527	(14,933,756)	-	-
-	-	-	-	-
-	-	-	-	-
-	-	-	-	-
-	-	-	-	-
-	-	-	-	-
-	-	-	-	-
-	-	-	-	-
-	-	-	-	-
-	-	-	-	-
-	-	-	-	-
-	-	-	-	-
-	-	-	-	-
-	-	-	-	-
-	-	-	-	-
-	-	-	-	-
ALL OTHER School Districts: (Count = 0)	-	-	-	-
TOTAL Per Pupil Revenue (Weighted Average Per Pupil Funding)	14,527	(14,933,756)	-	-
Special Education Revenue		(1,833,884)	-	-
Grants				
Stimulus		-	-	-
DYCD (Department of Youth and Community Development)		-	-	-
Other		-	-	-
NYC DoE Rental Assistance		(1,507,904)	-	-
Other		-	-	-
TOTAL REVENUE FROM STATE SOURCES		(18,275,544)	-	-
REVENUE FROM FEDERAL FUNDING				
IDEA Special Needs		(145,716)	-	-
Title I		(446,003)	-	-
Title Funding - Other		(15,999)	-	-
School Food Service (Free Lunch)		(425,197)	-	-
Grants				
Charter School Program (CSP) Planning & Implementation		-	-	-
Other		-	-	-

Total Revenue	(19,465,237)	-	-
Total Expenses	18,935,680	-	-
Net Income	(529,557)	-	-
Actual Student Enrollment		-	-
*NOTE: Enrollment, Revenue and Expenditure Data IN the 'Total and Variance Analysis' Section is Based on LAST ACTUAL Quarter Completed		Actual vs. Original Budget TY	PY Actual (PY TY / No. of COMPLETED Actual CY vs. Actual PY
Other	-	-	-
TOTAL REVENUE FROM FEDERAL SOURCES	(1,032,915)	-	-
LOCAL and OTHER REVENUE			
Contributions and Donations	(1,500)	-	-
Fundraising	-	-	-
Erate Reimbursement	(47,996)	-	-
Earnings on Investments	-	-	-
Interest Income	(568)	-	-
Food Service (Income from meals)	(25,010)	-	-
Text Book	(81,704)	-	-
OTHER	-	-	-
TOTAL REVENUE FROM LOCAL and OTHER SOURCES	(156,778)	-	-
TOTAL REVENUE	(19,465,237)	-	-

Total Revenue	(19,465,237)	-	-
Total Expenses	18,935,680	-	-
Net Income	(529,557)	-	-
Actual Student Enrollment		-	-

***NOTE: Enrollment, Revenue and Expenditure Data IN the 'Total and Variance Analysis' Section is Based on LAST ACTUAL Quarter Completed**

Actual vs. Original Budget TY	PY Actual (PY TY / No. of COMPLETED Actual CY	Actual CY vs. Actual PY
--	--	--

EXPENSES

ADMINISTRATIVE STAFF PERSONNEL COSTS

	Quarter 0 No. of Positions			
Executive Management	-	-	-	-
Instructional Management	-	300,000	-	-
Deans, Directors & Coordinators	-	1,092,287	-	-
CFO / Director of Finance	-	-	-	-
Operation / Business Manager	-	250,000	-	-
Administrative Staff	-	430,808	-	-
TOTAL ADMINISTRATIVE STAFF	-	2,073,095	-	-

INSTRUCTIONAL PERSONNEL COSTS

Teachers - Regular	-	4,052,115	-	-
Teachers - SPED	-	1,126,716	-	-
Substitute Teachers	-	189,144	-	-
Teaching Assistants	-	-	-	-
Specialty Teachers	-	614,667	-	-
Aides	-	224,764	-	-
Therapists & Counselors	-	397,668	-	-
Other	-	248,715	-	-
TOTAL INSTRUCTIONAL	-	6,853,789	-	-

NON-INSTRUCTIONAL PERSONNEL COSTS

Nurse	-	-	-	-
Librarian	-	-	-	-
Custodian	-	309,235	-	-
Security	-	104,267	-	-
Other	-	180,035	-	-
TOTAL NON-INSTRUCTIONAL	-	593,537	-	-

SUBTOTAL PERSONNEL SERVICE COSTS

PAYROLL TAXES AND BENEFITS

Payroll Taxes		744,582	-	-
Fringe / Employee Benefits		1,084,819	-	-
Retirement / Pension		-	-	-
TOTAL PAYROLL TAXES AND BENEFITS		1,829,401	-	-

TOTAL PERSONNEL SERVICE COSTS

	-	11,349,822	-	-
--	---	------------	---	---

Total Revenue	(19,465,237)	-	-
Total Expenses	18,935,680	-	-
Net Income	(529,557)	-	-
Actual Student Enrollment		-	-
*NOTE: Enrollment, Revenue and Expenditure Data IN the 'Total and Variance Analysis' Section is Based on LAST ACTUAL Quarter Completed	Actual vs. Original Budget TY	PY Actual (PY TY / No. of COMPLETED Actual CY	Actual CY vs. Actual PY
CONTRACTED SERVICES			
Accounting / Audit	22,220	-	-
Legal	13,000	-	-
Management Company Fee	2,394,764	-	-
Nurse Services	-	-	-
Food Service / School Lunch	500,230	-	-
Payroll Services	22,000	-	-
Special Ed Services	11,000	-	-
Titlement Services (i.e. Title I)	-	-	-
Other Purchased / Professional / Consulting	-	-	-
TOTAL CONTRACTED SERVICES	2,963,214	-	-

Total Revenue	(19,465,237)	-	-
Total Expenses	18,935,680	-	-
Net Income	(529,557)	-	-
Actual Student Enrollment		-	-
*NOTE: Enrollment, Revenue and Expenditure Data IN the 'Total and Variance Analysis' Section is Based on LAST ACTUAL Quarter Completed	Actual vs. Original Budget TY	PY Actual (PY TY / No. of COMPLETED Actual CY	Actual CY vs. Actual PY
SCHOOL OPERATIONS			
Board Expenses	-	-	-
Classroom / Teaching Supplies & Materials	91,500	-	-
Special Ed Supplies & Materials	7,000	-	-
Textbooks / Workbooks	140,304	-	-
Supplies & Materials other	38,000	-	-
Equipment / Furniture	57,400	-	-
Telephone	53,332	-	-
Technology	54,956	-	-
Student Testing & Assessment	23,192	-	-
Field Trips	55,000	-	-
Transportation (student)	6,000	-	-
Student Services - other	25,000	-	-
Office Expense	98,500	-	-
Staff Development	142,000	-	-
Staff Recruitment	25,000	-	-
Student Recruitment / Marketing	6,500	-	-
School Meals / Lunch	-	-	-
Travel (Staff)	2,000	-	-
Fundraising	-	-	-
Other	80,028	-	-
TOTAL SCHOOL OPERATIONS	905,712	-	-
FACILITY OPERATION & MAINTENANCE			
Insurance	83,416	-	-
Janitorial	60,000	-	-
Building and Land Rent / Lease / Facility Finance Interest	2,446,256	-	-
Repairs & Maintenance	173,000	-	-
Equipment / Furniture	368,260	-	-
Security	-	-	-
Utilities	366,000	-	-
TOTAL FACILITY OPERATION & MAINTENANCE	3,496,932	-	-
DEPRECIATION & AMORTIZATION	220,000	-	-
RESERVES / CONTINGENCY	-	-	-
TOTAL EXPENSES	18,935,680	-	-

Total Revenue	(19,465,237)	-	-
Total Expenses	18,935,680	-	-
Net Income	(529,557)	-	-
Actual Student Enrollment		-	-
*NOTE: Enrollment, Revenue and Expenditure Data IN the 'Total and Variance Analysis' Section is Based on LAST ACTUAL Quarter Completed	Actual vs. Original Budget TY	PY Actual (PY TY / No. of COMPLETED Actual CY	Actual CY vs. Actual PY
NET INCOME	(529,557)	-	-

				-
Total Revenue	(19,465,237)	-	-	-
Total Expenses	18,935,680	-	=	=
Net Income	(529,557)	-	-	-
Actual Student Enrollment		-		
*NOTE: Enrollment, Revenue and Expenditure Data IN the 'Total and Variance Analysis' Section is Based on LAST ACTUAL Quarter Completed		Actual vs. Original Budget TY	PY Actual (PY TY / No. of COMPLETED Actual CY	Actual CY vs. Actual PY
ENROLLMENT - *School Districts Are Linked To Above Entries*				
NYC CHANCELLOR'S OFFICE				-
-				-
-				-
-				-
-				-
-				-
-				-
-				-
-				-
-				-
-				-
-				-
-				-
-				-
-				-
ALL OTHER School Districts: (Count = 0)				-
TOTAL ENROLLMENT				-
REVENUE PER PUPIL				-
EXPENSES PER PUPIL				-



Annual Report Requirement
for SUNY Authorized Charter Schools
BROWNSVILLE ASCEND CHARTER SCHOOL
2017-18

Administrative
expenditures per pupil:

\$0.00

Per NYS Statute

Administrative expenditures per pupil: the sum of all general administration salaries and other general administration expenditures divided by the total number of enrolled students. Employee benefit costs or expenditures should not be reported here.

***NOTE: THIS TAB ONLY NEEDS TO BE COMPLETED FOR Q4**

**Disclosure of Financial Interest by a Current or Proposed Charter School
Education Corporation Trustee**

Trustee Name:

Amanda Craft

Name of Charter School Education Corporation (for an unmerged school, this is the Charter School Name):

Ascend Charter School

1. List all positions held on the education corporation board (e.g., president, treasurer, parent representative).

Secretary, Trustee

2. Is the trustee an employee of any school operated by the Education Corporation?
☐ Yes ☒ No

If **Yes**, for each school, please provide a description of the position(s) you hold, your responsibilities, your salary and your start date.

3. Is the trustee an employee or agent of the management company or institutional partner of the charter school(s) governed by the Education Corporation?

☐ Yes ☒ No

If **Yes**, for each school, please provide a description of the position(s) you hold, your responsibilities, your salary and your start date.

4. Identify each interest/transaction (and provide the requested information) that you or any of your immediate family members or any persons who live with you in your house have held or engaged in with the charter school(s) governed by the Education Corporation during the time you have served on the board, and in the six-month period prior to such service. If there has been no such financial interest or transaction, write **None**. Please note that if you answered **Yes** to Questions 2-4 above, you need not disclose again your employment status, salary, etc.

Date(s)	Nature of Financial Interest/Transaction	Steps taken to avoid a conflict of interest, (e.g., did not vote, did not participate in discussion)	Name of person holding interest or engaging in transaction and relationship to yourself
N/A	N/A	N/A	N/A

5. Identify each individual, business, corporation, union association, firm, partnership, committee proprietorship, franchise holding company, joint stock company, business or real estate trust, non-profit organization, or other organization or group of people doing business with the school(s) governed by the Education Corporation **and** in which such entity, during the time of your tenure as a trustee, you and/or your immediate family member(s) or person(s) living in your house had a financial interest or other relationship. If you are a member, director, officer or employee of an organization formally partnered with the school(s) that is/are doing business with the school(s) through a management or services agreement, please identify only the name of the organization, your position in the organization, and the relationship between such organization and the school(s). If there was no financial interest, write **None**.

Organization conducting business with the school(s)	Nature of business conducted	Approximate value of the business conducted	Name of Trustee and/or immediate family member of household holding an interest in the organization conducting business with the school(s) and the nature of the interest	Steps Taken to Avoid Conflict of Interest
Teach For America	We have hired TFA corps members in the past (I believe)	I have no knowledge of this.	Amanda Craft – I was previously (until 2012) a staff member of TFA	I was not involved in TFA's district strategy team and also not involved in Ascends decision to use TFA.

Signature

Date

7/26/2017

Please note that this document is considered a public record and as such, may be made available to members of the public upon request under the Freedom of Information Law. Personal contact information provided below will be redacted.

Business Telephone: _____

Business Address: _____

E-mail Address: _____

Home Telephone: _____

Home Address: _____

<p align="center">Disclosure of Financial Interest by a Current or Proposed Charter School Education Corporation Trustee</p>

Trustee Name:

 Katya Levitan-Reiner

Name of Charter School Education Corporation (for an unmerged school, this is the Charter School Name):

 Ascend Charter Schools

1. List all positions held on the education corporation board (e.g., president, treasurer, parent representative). **Treasurer**

2. Is the trustee an employee of any school operated by the Education Corporation?
 ___ **Yes** ___ **X** ___ **No**

If **Yes**, for each school, please provide a description of the position(s) you hold, your responsibilities, your salary and your start date.

3. Is the trustee an employee or agent of the management company or institutional partner of the charter school(s) governed by the Education Corporation?

 ___ **Yes** ___ **X** ___ **No**

If **Yes**, for each school, please provide a description of the position(s) you hold, your responsibilities, your salary and your start date.

4. Identify each interest/transaction (and provide the requested information) that you or any of your immediate family members or any persons who live with you in your house have held or engaged in with the charter school(s) governed by the Education Corporation during the time you have served on the board, and in the six-month period prior to such service. If there has been no such financial interest or transaction, write **None**. Please note that if you answered **Yes** to Questions 2-4 above, you need not disclose again your employment status, salary, etc.

Date(s)	Nature of Financial Interest/Transaction	Steps taken to avoid a conflict of interest, (e.g., did not vote, did not participate in discussion)	Name of person holding interest or engaging in transaction and relationship to yourself
NONE <i>Please write "None" if applicable. Do not leave this space blank.</i>			

--	--	--	--

5. Identify each individual, business, corporation, union association, firm, partnership, committee proprietorship, franchise holding company, joint stock company, business or real estate trust, non-profit organization, or other organization or group of people doing business with the school(s) governed by the Education Corporation **and** in which such entity, during the time of your tenure as a trustee, you and/or your immediate family member(s) or person(s) living in your house had a financial interest or other relationship. If you are a member, director, officer or employee of an organization formally partnered with the school(s) that is/are doing business with the school(s) through a management or services agreement, please identify only the name of the organization, your position in the organization, and the relationship between such organization and the school(s). If there was no financial interest, write **None**.

Organization conducting business with the school(s)	Nature of business conducted	Approximate value of the business conducted	Name of Trustee and/or immediate family member of household holding an interest in the organization conducting business with the school(s) and the nature of the interest	Steps Taken to Avoid Conflict of Interest
<i>Please write "None" if applicable. Do not leave this space blank.</i>				
NONE				

Katya Levitan-Reiner
Signature

07/26/17
Date

Please note that this document is considered a public record and as such may be made available to members of the public upon request under the Freedom of Information Law. Personal contact information provided below will be redacted.

Business Telephone: _____

Business Address: _____

E-mail Address: [REDACTED]

Home Telephone:
[REDACTED] _____

Home Address: [REDACTED] [REDACTED] _____

<p align="center">Disclosure of Financial Interest by a Current or Proposed Charter School Education Corporation Trustee</p>

Trustee Name:

Stephanie Mauterstock

Name of Charter School Education Corporation (for an unmerged school, this is the Charter School Name):

Ascend Charter Schools Education Corporation

1. List all positions held on the education corporation board (e.g., president, treasurer, parent representative).

Board Chair

2. Is the trustee an employee of any school operated by the Education Corporation?
☐ Yes ☒ No

If **Yes**, for each school, please provide a description of the position(s) you hold, your responsibilities, your salary and your start date.

3. Is the trustee an employee or agent of the management company or institutional partner of the charter school(s) governed by the Education Corporation?

☐ Yes ☒ No

If **Yes**, for each school, please provide a description of the position(s) you hold, your responsibilities, your salary and your start date.

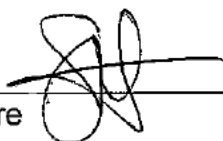
4. Identify each interest/transaction (and provide the requested information) that you or any of your immediate family members or any persons who live with you in your house have held or engaged in with the charter school(s) governed by the Education Corporation during the time you have served on the board, and in the six-month period prior to such service. If there has been no such financial interest or transaction, write **None**. Please note that if you answered **Yes** to Questions 2-4 above, you need not disclose again your employment status, salary, etc.

Date(s)	Nature of Financial Interest/Transaction	Steps taken to avoid a conflict of interest, (e.g., did not vote, did not participate in discussion)	Name of person holding interest or engaging in transaction and relationship to yourself
None	Please write "None" if applicable. Do not leave this space blank.		

--	--	--	--

5. Identify each individual, business, corporation, union association, firm, partnership, committee proprietorship, franchise holding company, joint stock company, business or real estate trust, non-profit organization, or other organization or group of people doing business with the school(s) governed by the Education Corporation **and** in which such entity, during the time of your tenure as a trustee, you and/or your immediate family member(s) or person(s) living in your house had a financial interest or other relationship. If you are a member, director, officer or employee of an organization formally partnered with the school(s) that is/are doing business with the school(s) through a management or services agreement, please identify only the name of the organization, your position in the organization, and the relationship between such organization and the school(s). If there was no financial interest, write **None**.

Organization conducting business with the school(s)	Nature of business conducted	Approximate value of the business conducted	Name of Trustee and/or immediate family member of household holding an interest in the organization conducting business with the school(s) and the nature of the interest	Steps Taken to Avoid Conflict of Interest
None <i>Please write "None" if applicable. Do not leave this space blank.</i>				

Signature 

Date 7/27/17

Please note that this document is considered a public record and as such, may be made available to members of the public upon request under the Freedom of Information Law. Personal contact information provided below will be redacted.

Business Telephone:

Business Address:

E-mail Address:

Home Telephone:

Home Address:

Disclosure of Financial Interest by a Current or Proposed Charter School Education Corporation Trustee

Trustee Name:

Christine Schlendorf

Name of Charter School Education Corporation (for an unmerged school, this is the Charter School Name):

Ascend Charter Schools

1. List all positions held on the education corporation board (e.g., president, treasurer, parent representative). Board member

2. Is the trustee an employee of any school operated by the Education Corporation?
___ Yes ___ ☒ No

If **Yes**, for each school, please provide a description of the position(s) you hold, your responsibilities, your salary and your start date.

3. Is the trustee an employee or agent of the management company or institutional partner of the charter school(s) governed by the Education Corporation?
___ Yes ___ ☒ No

If **Yes**, for each school, please provide a description of the position(s) you hold, your responsibilities, your salary and your start date.


4. Identify each interest/transaction (and provide the requested information) that you or any of your immediate family members or any persons who live with you in your house have held or engaged in with the charter school(s) governed by the Education Corporation during the time you have served on the board, and in the six-month period prior to such service. If there has been no such financial interest or transaction, write **None**. Please note that if you answered **Yes** to Questions 2-4 above, you need not disclose again your employment status, salary, etc.

Date(s)	Nature of Financial Interest/Transaction	Steps taken to avoid a conflict of interest, (e.g., did not vote, did not participate in discussion)	Name of person holding interest or engaging in transaction and relationship to yourself
None	None	None	None

--	--	--	--

5. Identify each individual, business, corporation, union association, firm, partnership, committee proprietorship, franchise holding company, joint stock company, business or real estate trust, non-profit organization, or other organization or group of people doing business with the school(s) governed by the Education Corporation **and** in which such entity, during the time of your tenure as a trustee, you and/or your immediate family member(s) or person(s) living in your house had a financial interest or other relationship. If you are a member, director, officer or employee of an organization formally partnered with the school(s) that is/are doing business with the school(s) through a management or services agreement, please identify only the name of the organization, your position in the organization, and the relationship between such organization and the school(s). If there was no financial interest, write **None**.

Organization conducting business with the school(s)	Nature of business conducted	Approximate value of the business conducted	Name of Trustee and/or immediate family member of household holding an interest in the organization conducting business with the school(s) and the nature of the interest	Steps Taken to Avoid Conflict of Interest
None	None	None	None	None


7/24/2017
 Signature Date

Please note that this document is considered a public record and as such, may be made available to members of the public upon request under the Freedom of Information Law. Personal contact information provided below will be redacted.

Business Telephone: [REDACTED]

Business Address: [REDACTED]

E-mail Address: [REDACTED]

Home Telephone: [REDACTED]

Home Address: [REDACTED]

Disclosure of Financial Interest by a Current or Proposed Charter School Education Corporation Trustee

Trustee Name: **Oral Walcott**

Name of Charter School Education Corporation (for an unmerged school, this is the Charter School Name):

Ascend Charter Schools

1. List all positions held on the education corporation board (e.g., president, treasurer, parent representative).

Trustee, parent representative

2. Is the trustee an employee of any school operated by the Education Corporation?

____ **Yes** **X** **No**

If **Yes**, for each school, please provide a description of the position(s) you hold, your responsibilities, your salary and your start date.

3. Is the trustee an employee or agent of the management company or institutional partner of the charter school(s) governed by the Education Corporation?

____ **Yes** **X** **No**


If **Yes**, for each school, please provide a description of the position(s) you hold, your responsibilities, your salary and your start date.

4. Identify each interest/transaction (and provide the requested information) that you or any of your immediate family members or any persons who live with you in your house have held or engaged in with the charter school(s) governed by the Education Corporation during the time you have served on the board, and in the six-month period prior to such service. If there has been no such financial interest or transaction, write **None**. Please note that if you answered **Yes** to Questions 2-4 above, you need not disclose again your employment status, salary, etc.

Date(s)	Nature of Financial Interest/Transaction	Steps taken to avoid a conflict of interest, (e.g., did not vote, did not participate in discussion)	Name of person holding interest or engaging in transaction and relationship to yourself
NONE	NONE	NONE	NONE

5. Identify each individual, business, corporation, union association, firm, partnership, committee proprietorship, franchise holding company, joint stock company, business or real estate trust, non-profit organization, or other organization or group of people doing business with the school(s) governed by the Education Corporation **and** in which such entity, during the time of your tenure as a trustee, you and/or your immediate family member(s) or person(s) living in your house had a financial interest or other relationship. If you are a member, director, officer or employee of an organization formally partnered with the school(s) that is/are doing business with the school(s) through a management or services agreement, please identify only the name of the organization, your position in the organization, and the relationship between such organization and the school(s). If there was no financial interest, write **None**.

Organization conducting business with the school(s)	Nature of business conducted	Approximate value of the business conducted	Name of Trustee and/or immediate family member of household holding an interest in the organization conducting business with the school(s) and the nature of the interest	Steps Taken to Avoid Conflict of Interest
NONE	NONE	NONE	NONE	N/A


Signature

July 27, 2017

Date

Please note that this document is considered a public record and as such, may be made available to members of the public upon request under the Freedom of Information Law. Personal contact information provided below will be redacted.

Business Telephone: [REDACTED]

Business Address: [REDACTED]

E-mail Address: [REDACTED]

Home Telephone: [REDACTED]

Home Address: [REDACTED]

<p align="center">Disclosure of Financial Interest by a Current or Proposed Charter School Education Corporation Trustee</p>

Trustee Name:

Kwaku Andoh

Name of Charter School Education Corporation (for an unmerged school, this is the Charter School Name):

Ascend Charter Schools

1. List all positions held on the education corporation board (e.g., president, treasurer, parent representative).

2. Is the trustee an employee of any school operated by the Education Corporation?
 ___ **Yes** ___ **X** ___ **No**

If **Yes**, for each school, please provide a description of the position(s) you hold, your responsibilities, your salary and your start date.

3. Is the trustee an employee or agent of the management company or institutional partner of the charter school(s) governed by the Education Corporation?
 ___ **Yes** ___ **X** ___ **No**

If **Yes**, for each school, please provide a description of the position(s) you hold, your responsibilities, your salary and your start date.

4. Identify each interest/transaction (and provide the requested information) that you or any of your immediate family members or any persons who live with you in your house have held or engaged in with the charter school(s) governed by the Education Corporation during the time you have served on the board, and in the six-month period prior to such service. If there has been no such financial interest or transaction, write **None**. Please note that if you answered **Yes** to Questions 2-4 above, you need not disclose again your employment status, salary, etc.

Date(s)	Nature of Financial Interest/Transaction	Steps taken to avoid a conflict of interest, (e.g., did not vote, did not participate in discussion)	Name of person holding interest or engaging in transaction and relationship to yourself
NONE	NONE	NONE	NONE

5. Identify each individual, business, corporation, union association, firm, partnership, committee proprietorship, franchise holding company, joint stock company, business or real estate trust, non-profit organization, or other organization or group of people doing business with the school(s) governed by the Education Corporation and in which such entity, during the time of your tenure as a trustee, you and/or your immediate family member(s) or person(s) living in your house had a financial interest or other relationship. If you are a member, director, officer or employee of an organization formally partnered with the school(s) that is/are doing business with the school(s) through a management or services agreement, please identify only the name of the organization, your position in the organization, and the relationship between such organization and the school(s). If there was no financial interest, write **None**.

Organization conducting business with the school(s)	Nature of business conducted	Approximate value of the business conducted	Name of Trustee and/or immediate family member of household holding an interest in the organization conducting business with the school(s) and the nature of the interest	Steps Taken to Avoid Conflict of Interest
NONE	NONE	NONE	NONE	NONE

(Completed with permission on behalf of Kwaku Andoh, who is traveling out of the country, by Dylan Schaffer, Planning and External Affairs Manager at Ascend Learning.)

Signature



Date


7/24/17

Please note that this document is considered a public record and as such, may be made available to members of the public upon request under the Freedom of Information Law. Personal contact information provided below will be redacted.

Business Telephone:




Business Address:




E-mail Address:



Home Telephone:



Home Address:





Entry 9 BOT Table

Last updated: 07/31/2017

(tab across or use scroll bar at bottom of table)

1. Current Board Member Information

	Trustee Name	Email Addresses	Position on the Board	Committee Affiliations	Voting Member Per By Laws? (Y/N)	Area of Expertise, and/or Additional Role at School (parent, staff member, etc.)	Number of Terms Served and Length of Each (Include election date and term expiration)	Number of Board Mtgs Attended during 2016-17?
1	Stephanie Mauterstock	[REDACTED]	Chair/Board President	Executive, Finance, Nominating	Yes	education	07/2016 08/2017	9
2	Kathleen Quirk	[REDACTED]	Vice Chair/Vice President	Executive, Academic, Hiring	Yes	education	07/2016 08/2017	12
3	Amanda Craft	[REDACTED]	Secretary	Executive, Academic, Hiring	Yes	human resources	07/2016 08/2017	11
4	Katya Levitan Reiner	[REDACTED]	Treasurer	Executive, Finance, Nominating	Yes	education	07/2016 08/2017	9
		[REDACTED]	Trustee				07/201	

5	Kwaku Andoh	[REDACTED]	e/Mem ber	Acade mic	Yes	financ e, law	6 08/201 7	8
6	Christi ne Schlen dorf	[REDACTED]	Truste e/Mem ber	Financ e	Yes	facilitie s, real estate	07/201 6 08/201 7	5 or less
7	Oral Walcot t	[REDACTED]	Truste e/Mem ber	Execut ive, Hiring, Nomin ating	Yes	parent, comm unity relatio ns	07/201 6 08/201 7	10
8								
9								
10								
11								
12								
13								
14								
15								
16								
17								
18								
19								
20								

2. Total Number of Members on June 30, 2016 7

3. Total Number of Members Joining the Board 2016-17 School Year 0

4. Total Number of Members Departing the Board during the 2016-17 School Year	0
5. Number of Voting Members 2016-17, as set by the by-laws, resolution or minutes	7
6. Number of Board Meetings Conducted in the 2016-17 School Year	13
7. Number of Board Meetings Scheduled for the 2017-18 School Year	12

Thank you.



Entry 11 Enrollment and Retention of Special Populations

Last updated: 07/31/2017

Instructions for Reporting Enrollment and Retention Strategies

Describe the efforts the charter school has made in 2016 2017 toward meeting targets to attract and retain enrollment of students with disabilities, English language learners, and students who are economically disadvantaged. In addition, describe the school's plans for meeting or making progress toward meeting its enrollment and retention targets in 2017 2018.

Recruitment/Attraction Efforts Toward Meeting Targets

	Describe Efforts Toward Meeting Recruitment Targets 2016 17)	Describe Plans Toward Meeting Recruitment Targets 2017 18)
	<p>Ascend Public Charter Schools is committed to serving all students, regardless of disabilities, English language learner (ELL) status, or economic disadvantage. Communication with potential applicants and with current families remains an important priority for recruitment and retention. Ascend Public Charter Schools maintains an engaging website where families can learn about Ascend Public Charter School's mission and core values and gain more information about curriculum and school culture.</p> <p>Ascend Public Charter Schools will continue working to attract and recruit English language learners and other special populations, in numbers comparable to the host district in which the school resides, and the schools will ensure that such students are welcomed warmly and served effectively.</p> <p>To ensure that educationally disadvantaged children and their families, including students with special needs and English language learners, are aware of the opportunity to enroll in Ascend Public Charter Schools, Ascend Public Charter Schools will</p>	<p>For the 1718 school year, we will continue to implement our current recruitment strategies and enhance them, to ensure that these populations make up a significant portion of our applications.</p> <p>Ascend Public Charter Schools is committed to serving all students, regardless of disabilities, English language learner (ELL) status, or economic disadvantage. Communication with potential applicants and with current families remains an important priority for recruitment and retention. Ascend Public Charter Schools maintains an engaging website where families can learn about Ascend Public Charter School's mission and core values and gain more information about curriculum and school culture.</p> <p>Ascend Public Charter Schools will continue working to attract and recruit English language learners and other special populations, in numbers comparable to the host district in which the school resides, and the schools will ensure that such students are welcomed warmly and served effectively.</p> <p>To ensure that educationally disadvantaged children and their families, including students with special needs and English language</p>

<p>Economically Disadvantaged</p>	<p>conduct a rigorous recruitment campaign throughout Brooklyn. Marketing materials translated into Spanish, French and Haitian Creole will emphasize that the schools are tuition free public schools of choice that welcome and serve all children. Ascend Public Charter Schools imposes no admissions preconditions or requirements. Families are encouraged but never required to attend meetings or information sessions, adhere to the school's mission or philosophy, or sign any agreements or contracts imposing responsibilities or commitments, such as reviewing homework or volunteering for the school.</p> <p>Staff will visit neighborhood feeder schools (pre schools, including Head Start facilities and elementary schools) that serve high populations of students who are learning English as a second language and who have special education needs. The network recruitment team and staff will also recruit students by reaching out to doctors' offices, churches, grocery stores, restaurants, early intervention service providers and agencies, and diverse community organizations, including those that serve children with disabilities and English language learners.</p>	<p>learners, are aware of the opportunity to enroll in Ascend Public Charter Schools, Ascend Public Charter Schools will conduct a rigorous recruitment campaign throughout Brooklyn. Marketing materials translated into Spanish, French and Haitian Creole will emphasize that the schools are tuition free public schools of choice that welcome and serve all children. Ascend Public Charter Schools imposes no admissions preconditions or requirements. Families are encouraged but never required to attend meetings or information sessions, adhere to the school's mission or philosophy, or sign any agreements or contracts imposing responsibilities or commitments, such as reviewing homework or volunteering for the school.</p> <p>Staff will visit neighborhood feeder schools (pre schools, including Head Start facilities and elementary schools) that serve high populations of students who are learning English as a second language and who have special education needs. The network recruitment team and staff will also recruit students by reaching out to doctors' offices, churches, grocery stores, restaurants, early intervention service providers and agencies, and diverse community organizations, including those that serve children with disabilities and English language learners.</p>
	<p>Ascend Public Charter Schools is committed to serving all students, regardless of disabilities, English language learner (ELL) status, or economic disadvantage. Communication with potential applicants and with current families remains an important priority for recruitment and retention. Ascend Public Charter Schools maintains an engaging website where families can learn about Ascend Public Charter School's mission and core values and gain more information about curriculum and school culture.</p>	<p>For the 1718 school year, we will continue to implement our current recruitment strategies and enhance them, to ensure that these populations make up a significant portion of our applications.</p> <p>Ascend Public Charter Schools is committed to serving all students, regardless of disabilities, English language learner (ELL) status, or economic disadvantage. Communication with potential applicants and with current families remains an important priority for recruitment and retention. Ascend Public Charter Schools maintains an engaging website where families can learn about Ascend Public Charter School's mission</p>

English Language Learners	<p>Ascend Public Charter Schools will continue working to attract and recruit English language learners and other special populations, in numbers comparable to the host district in which the school resides, and the schools will ensure that such students are welcomed warmly and served effectively.</p> <p>To ensure that educationally disadvantaged children and their families, including students with special needs and English language learners, are aware of the opportunity to enroll in Ascend Public Charter Schools, Ascend Public Charter Schools will conduct a rigorous recruitment campaign throughout Brooklyn. Marketing materials translated into Spanish, French and Haitian Creole will emphasize that the schools are tuition free public schools of choice that welcome and serve all children. Ascend Public Charter Schools imposes no admissions preconditions or requirements. Families are encouraged but never required to attend meetings or information sessions, adhere to the school's mission or philosophy, or sign any agreements or contracts imposing responsibilities or commitments, such as reviewing homework or volunteering for the school.</p> <p>Staff will visit neighborhood feeder schools (pre schools, including Head Start facilities and elementary schools) that serve high populations of students who are learning English as a second language and who have special education needs. The network recruitment team and staff will also recruit students by reaching out to doctors' offices, churches, grocery stores, restaurants, early intervention service providers and agencies, and diverse community organizations, including those that serve children with disabilities and English language learners.</p>	<p>and core values and gain more information about curriculum and school culture.</p> <p>Ascend Public Charter Schools will continue working to attract and recruit English language learners and other special populations, in numbers comparable to the host district in which the school resides, and the schools will ensure that such students are welcomed warmly and served effectively.</p> <p>To ensure that educationally disadvantaged children and their families, including students with special needs and English language learners, are aware of the opportunity to enroll in Ascend Public Charter Schools, Ascend Public Charter Schools will conduct a rigorous recruitment campaign throughout Brooklyn. Marketing materials translated into Spanish, French and Haitian Creole will emphasize that the schools are tuition free public schools of choice that welcome and serve all children. Ascend Public Charter Schools imposes no admissions preconditions or requirements. Families are encouraged but never required to attend meetings or information sessions, adhere to the school's mission or philosophy, or sign any agreements or contracts imposing responsibilities or commitments, such as reviewing homework or volunteering for the school.</p> <p>Staff will visit neighborhood feeder schools (pre schools, including Head Start facilities and elementary schools) that serve high populations of students who are learning English as a second language and who have special education needs. The network recruitment team and staff will also recruit students by reaching out to doctors' offices, churches, grocery stores, restaurants, early intervention service providers and agencies, and diverse community organizations, including those that serve children with disabilities and English language learners.</p>
		For the 1718 school year, we will continue to implement our current recruitment strategies and enhance them, to ensure that these

Students with Disabilities

Ascend Public Charter Schools is committed to serving all students, regardless of disabilities, English language learner (ELL) status, or economic disadvantage. Communication with potential applicants and with current families remains an important priority for recruitment and retention. Ascend Public Charter Schools maintains an engaging website where families can learn about Ascend Public Charter School's mission and core values and gain more information about curriculum and school culture.

Ascend Public Charter Schools will continue working to attract and recruit English language learners and other special populations, in numbers comparable to the host district in which the school resides, and the schools will ensure that such students are welcomed warmly and served effectively.

To ensure that educationally disadvantaged children and their families, including students with special needs and English language learners, are aware of the opportunity to enroll in Ascend Public Charter Schools, Ascend Public Charter Schools will conduct a rigorous recruitment campaign throughout Brooklyn. Marketing materials translated into Spanish, French and Haitian Creole will emphasize that the schools are tuition free public schools of choice that welcome and serve all children. Ascend Public Charter Schools imposes no admissions preconditions or requirements. Families are encouraged but never required to attend meetings or information sessions, adhere to the school's mission or philosophy, or sign any agreements or contracts imposing responsibilities or commitments, such as reviewing homework or volunteering for the school.

Staff will visit neighborhood feeder schools (pre schools, including Head Start facilities and elementary schools) that serve high populations of students who are learning English as a second language and who have special education needs. The network recruitment team and staff will also recruit students by reaching out to doctors' offices,

populations make up a significant portion of our applications.

Ascend Public Charter Schools is committed to serving all students, regardless of disabilities, English language learner (ELL) status, or economic disadvantage. Communication with potential applicants and with current families remains an important priority for recruitment and retention. Ascend Public Charter Schools maintains an engaging website where families can learn about Ascend Public Charter School's mission and core values and gain more information about curriculum and school culture.

Ascend Public Charter Schools will continue working to attract and recruit English language learners and other special populations, in numbers comparable to the host district in which the school resides, and the schools will ensure that such students are welcomed warmly and served effectively.

To ensure that educationally disadvantaged children and their families, including students with special needs and English language learners, are aware of the opportunity to enroll in Ascend Public Charter Schools, Ascend Public Charter Schools will conduct a rigorous recruitment campaign throughout Brooklyn. Marketing materials translated into Spanish, French and Haitian Creole will emphasize that the schools are tuition free public schools of choice that welcome and serve all children. Ascend Public Charter Schools imposes no admissions preconditions or requirements. Families are encouraged but never required to attend meetings or information sessions, adhere to the school's mission or philosophy, or sign any agreements or contracts imposing responsibilities or commitments, such as reviewing homework or volunteering for the school.

Staff will visit neighborhood feeder schools (pre schools, including Head Start facilities and elementary schools) that serve high populations of students who are learning English as a second language and who have special education needs. The network

churches, grocery stores, restaurants, early intervention service providers and agencies, and diverse community organizations, including those that serve children with disabilities and English language learners.

recruitment team and staff will also recruit students by reaching out to doctors' offices, churches, grocery stores, restaurants, early intervention service providers and agencies, and diverse community organizations, including those that serve children with disabilities and English language learners.

Retention Efforts Toward Meeting Targets

	Describe Efforts Toward Meeting Retention Targets 2016 17)	Describe Plans Toward Meeting Retention Targets 2017 18)
Economically Disadvantaged	<p>Ascend Public Charter Schools continues to provide a comprehensive model for educating students in need of special services, which is a major cause of Ascend Public Charter School's consistently high retention rates for those populations. Ascend Public Charter School's most important assets for retaining students from these populations are the continued use of robust programs for at risk populations, the capable staff that support these programs, and the school's strong reputation among families and stakeholders.</p> <p>Further, the intervention and supports available as part of our educational model will result in strong student retention rates for these special populations.</p> <p>Ascend Public Charter Schools is committed to creating an inclusive and integrated space for all students, and we have developed systems and procedures that target and support students with academic, emotional, and behavioral challenges. Our goal is to ensure that students with challenges are educated alongside their typically developing peers. Through our intervention programming, students who might otherwise be identified as requiring an Individualized Education Plan (IEP) are able to have their needs met without one.</p>	<p>Ascend Public Charter Schools continues to provide a comprehensive model for educating students in need of special services, which is a major cause of Ascend Public Charter School's consistently high retention rates for those populations. Ascend Public Charter School's most important assets for retaining students from these populations are the continued use of robust programs for at risk populations, the capable staff that support these programs, and the school's strong reputation among families and stakeholders.</p> <p>Further, the intervention and supports available as part of our educational model will result in strong student retention rates for these special populations.</p> <p>Ascend Public Charter Schools is committed to creating an inclusive and integrated space for all students, and we have developed systems and procedures that target and support students with academic, emotional, and behavioral challenges. Our goal is to ensure that students with challenges are educated alongside their typically developing peers. Through our intervention programming, students who might otherwise be identified as requiring an Individualized Education Plan (IEP) are able to have their needs met without one.</p>
	Ascend Public Charter Schools continues to provide a comprehensive model for educating students in need of special	Ascend Public Charter Schools continues to provide a comprehensive model for educating students in need of special

English Language Learners	<p>services, which is a major cause of Ascend Public Charter School's consistently high retention rates for those populations. Ascend Public Charter School's most important assets for retaining students from these populations are the continued use of robust programs for at risk populations, the capable staff that support these programs, and the school's strong reputation among families and stakeholders.</p> <p>Further, the intervention and supports available as part of our educational model will result in strong student retention rates for these special populations.</p> <p>Ascend Public Charter Schools is committed to creating an inclusive and integrated space for all students, and we have developed systems and procedures that target and support students with academic, emotional, and behavioral challenges. Our goal is to ensure that students with challenges are educated alongside their typically developing peers. Through our intervention programming, students who might otherwise be identified as requiring an Individualized Education Plan (IEP) are able to have their needs met without one.</p>	<p>services, which is a major cause of Ascend Public Charter School's consistently high retention rates for those populations. Ascend Public Charter School's most important assets for retaining students from these populations are the continued use of robust programs for at risk populations, the capable staff that support these programs, and the school's strong reputation among families and stakeholders.</p> <p>Further, the intervention and supports available as part of our educational model will result in strong student retention rates for these special populations.</p> <p>Ascend Public Charter Schools is committed to creating an inclusive and integrated space for all students, and we have developed systems and procedures that target and support students with academic, emotional, and behavioral challenges. Our goal is to ensure that students with challenges are educated alongside their typically developing peers. Through our intervention programming, students who might otherwise be identified as requiring an Individualized Education Plan (IEP) are able to have their needs met without one.</p>
Students with Disabilities	<p>Ascend Public Charter Schools continues to provide a comprehensive model for educating students in need of special services, which is a major cause of Ascend Public Charter School's consistently high retention rates for those populations. Ascend Public Charter School's most important assets for retaining students from these populations are the continued use of robust programs for at risk populations, the capable staff that support these programs, and the school's strong reputation among families and stakeholders.</p> <p>Further, the intervention and supports available as part of our educational model will result in strong student retention rates for these special populations.</p> <p>Ascend Public Charter Schools is committed to creating an inclusive and integrated space for all students, and we have developed</p>	<p>Ascend Public Charter Schools continues to provide a comprehensive model for educating students in need of special services, which is a major cause of Ascend Public Charter School's consistently high retention rates for those populations. Ascend Public Charter School's most important assets for retaining students from these populations are the continued use of robust programs for at risk populations, the capable staff that support these programs, and the school's strong reputation among families and stakeholders.</p> <p>Further, the intervention and supports available as part of our educational model will result in strong student retention rates for these special populations.</p> <p>Ascend Public Charter Schools is committed to creating an inclusive and integrated space for all students, and we have developed</p>

systems and procedures that target and support students with academic, emotional, and behavioral challenges. Our goal is to ensure that students with challenges are educated alongside their typically developing peers. Through our intervention programming, students who might otherwise be identified as requiring an Individualized Education Plan (IEP) are able to have their needs met without one.

systems and procedures that target and support students with academic, emotional, and behavioral challenges. Our goal is to ensure that students with challenges are educated alongside their typically developing peers. Through our intervention programming, students who might otherwise be identified as requiring an Individualized Education Plan (IEP) are able to have their needs met without one.



Entry 12 Classroom Teacher and Administrator Attrition

Created: 07/31/2017 • Last updated: 08/01/2017

Report changes in teacher and administrator staffing.

Instructions for completing the Classroom Teacher and Administrator Attrition Tables

Charter schools must complete the two tables named 2016-2017 Classroom Teacher and Administrator Attrition to report changes in teacher and administrator staffing in 2016-2017. Please provide the full time equivalent (FTE) of staff on June 30, 2016; the FTE for any departed staff from July 1, 2016 through June 30, 2017; the FTE for added staff from July 1, 2016 through June 30, 2017; and the FTE of staff added in newly created positions from July 1, 2016 through June 30, 2017 using the two tables provided.

Classroom Teacher Attrition Table

	FTE Classroom Teachers on June 30, 2016	FTE Classroom Teachers Departed 7/1/16 6/30/17	FTE Classroom Teachers Filling Vacant Positions 7/1/16 6/30/17	FTE Classroom Teachers Added in New Positions 7/1/16 6/30/17	FTE of Classroom Teachers on June 30, 2017
	64	23	6	18	82

Administrator Position Attrition Table

	FTE Administrative Positions on June 30, 2016	FTE Administrators Departed 7/1/16 6/30/17	FTE Administrators Filling Vacant Positions 7/1/16 6/30/17	FTE Administrators Added in New Positions 7/1/16 6/30/17	FTE Administrative Positions on June 30, 2017
	37	13	13	14	51

Thank you

Brownsville Ascend Lower School

School Year Calendar 2017-2018

September 5-6	Scholar Orientation; Kindergarten only (1:00 pm dismissal)
September 7-8	All scholars (grades K-5) in attendance (1:00 pm dismissal)
September 11	Full-length school day begins
September 18	Busing begins
October 9	No school
October 27	No scholars; Professional Development #1
November 9	BVLS, BVMS: no scholars; Professional Development #2
November 10	No scholars; Professional Development #3
November 16-17	Progress Report Conferences (1:00 pm dismissal for scholars)
November 22-24	No school
December 22-January 1	No school
January 12	No scholars; Professional Development #4
January 15	No school
January 26	No scholars; Professional Development #5 (End of Term 1)
February 19-23	No school
April 11-13	Grades 3-8 English State Exam
April 19-20	Progress Report Conferences (1:00 pm dismissal for scholars)
May 1-3	Grades 3-8 Math State Exam
May 14-18	No school
May 28	No school
June 4	Grades 4, 8 Science State Exam
June 21	Last day for scholars (1:00 pm dismissal for scholars)
June 22	Last day for teachers

Brownsville Ascend Middle School

School Year Calendar 2017-2018

September 5	Scholar Orientation; grade 6; grades 7 and 8 not in attendance (1:00 pm dismissal)
September 6	Scholar Orientation; grades 7 and 8; grade 6 not in attendance (1:00 pm dismissal)
September 7-8	All scholars in attendance (1:00 pm dismissal)
September 11	Full-length school day begins
September 18	Busing begins; grades K-6
October 9	No school
October 27	No scholars; Professional Development #1
November 9	BVLS, BVMS: no scholars; Professional Development #2
November 10	No scholars; Professional Development #3
November 16-17	Progress Report Conferences (1:00 pm dismissal for scholars)
November 22-24	No school
December 22-January 1	No school
January 12	No scholars; Professional Development #4
January 15	No school
January 26	No scholars; Professional Development #5 (End of Term 1)
February 19-23	No school
April 11-13	Grades 3-8 English State Exam
April 19-20	Progress Report Conferences (1:00 pm dismissal for scholars)
May 1-3	Grades 3-8 Math State Exam
May 14-18	No school
May 28	No school
June 4	Grades 4, 8 Science State Exam
June 21	Last day for scholars (1:00 pm dismissal for scholars)
June 22	Last day for teachers