



# Entry 1 School Information

Created: 07/12/2016

Last updated: 07/29/2016

Please be advised that you will need to complete this cover page (including signatures) before all of the other tasks assigned to you by your authorizer are visible on your task page. While completing this task, please ensure that you select the correct authorizer or you may not be assigned the correct tasks.

## Page 1

### a. SCHOOL NAME AND BEDS#

(Select name from the drop down menu)

UNIVERSITY PREPARATORY CS FOR YOUNG MEN (SUNY TRUSTEES) 261600860985

### b. CHARTER AUTHORIZER

(For technical reasons, please re-select authorizer name from the drop down menu).

SUNY-Authorized Charter School

### c. DISTRICT / CSD OF LOCATION

Rochester

### d1. SCHOOL INFORMATION

	PRIMARY ADDRESS	PHONE NUMBER	FAX NUMBER	EMAIL ADDRESS
	1290 Lake Ave Rochester, NY 14613	585-672-1280	585-458-2732	

### d2. PHONE CONTACT NUMBER FOR AFTER HOURS EMERGENCIES

Contact Name	Joseph Munno
Title	President

Emergency Phone Number (###-###-####)



**e. SCHOOL WEB ADDRESS (URL)**

[www.upreprochester.org](http://www.upreprochester.org)

**f. DATE OF INITIAL CHARTER**

02/2010

**g. DATE FIRST OPENED FOR INSTRUCTION**

09/2010

**i. TOTAL ENROLLMENT ON JUNE 30, 2016**

436

**j. GRADES SERVED IN SCHOOL YEAR 2015-16**

Check all that apply

Grades Served

7, 8, 9, 10, 11, 12

**k1. DOES THE SCHOOL CONTRACT WITH A CHARTER OR EDUCATIONAL MANAGEMENT ORGANIZATION?**

No

**Page 2**

**l1. FACILITIES**

Does the school maintain or operate multiple sites?

No, just one site.

## 12. SCHOOL SITES

Please list the sites where the school will operate for the upcoming school year.

	Physical Address	Phone Number	District/CSD	Grades Served at Site	School at Full Capacity at Site	Facilities Agreement
Site 1 (same as primary site)	1290 Lake Ave Rochester, NY 14613	585-672-1280	ROCHESTER CITY SD	7-12	Yes	Own
Site 2						
Site 3						

### 12a. Please provide the contact information for Site 1.

	Name	Work Phone	Alternate Phone	Email Address
School Leader	Joseph Munno			
Operational Leader	Joseph Munno			
Compliance Contact	Joseph Munno			
Complaint Contact	Joseph Munno			

## Page 3

**n1. Were there any revisions to the school's charter during the 2015-16 school year? (Please include approved or pending material and non-material charter revisions).**

No

**o. Name and Position of Individual(s) Who Completed the 2015-16 Annual Report.**

**p. Our signatures below attest that all of the information contained herein is truthful and accurate and that this charter school is in compliance with all aspects of its charter, and with all pertinent Federal, State, and local laws, regulations, and rules. We understand that if any information in any part of this report is found to have been deliberately misrepresented, that will constitute grounds for the revocation of our charter. Check **YES** if you agree and then use the mouse on your PC or the stylist on your mobile device to sign your name).**


**Responses Selected:**

Yes

**Signature, Head of Charter School**

A handwritten signature in black ink on a light gray background. The signature reads "Joseph Munno" in a cursive, flowing script. The "J" is large and loops around the "o". The "M" is tall and the "nno" is connected and ends with a long horizontal stroke.

**Signature, President of the Board of Trustees**

A handwritten signature in black ink on a light gray background. The signature reads "Edward Yansen" in a cursive script. "Edward" is written with a large "E" and "Yansen" is written with a large "Y" and a long, sweeping "n".

**Date**

(No response)

**Thank you.**



# Entry 2 Link

Last updated: 07/29/2016

---

## Page 1

### 1. NEW YORK STATE REPORT CARD

**Provide a direct URL or web link to the most recent New York State School Report Card for the charter school (See <https://reportcards.nysed.gov/>).**

(Charter schools completing year one will not yet have a School Report Card or link to one. Please type "URL is not available" in the space provided).

<https://data.nysed.gov/profile.php?instid=800000067651>



# Entry 4 Expenditures per Child

Created: 07/15/2016

Last updated: 07/29/2016

## Page 1

### Financial Information

This information is required of ALL charter schools. Provide the following measures of fiscal performance of the charter school in Appendix B (Total Expenditures and Administrative Expenditures Per Child):

#### 1. Total Expenditures Per Child

To calculate **'Total Expenditures per Child'** take total expenditures (from the unaudited 2015-16 Schedule of Functional Expenses) and divide by the year end FTE student enrollment. (Integers Only. No dollar signs or commas).

**Note:** The information on the Schedule of Functional Expenses on pages 41-43 of the Audit Guide can help schools locate the amounts to use in the two per pupil calculations: <http://www.p12.nysed.gov/psc/AuditGuide.html>

Line 1: Total Expenditures	6137288
Line 2: Year End FTE student enrollment	435
Line 3: Divide Line 1 by Line 2	14109

#### 2. Administrative Expenditures per Child

To calculate **'Administrative Expenditures per Child'** To calculate "Administrative Expenditures per Child" first *add* together the following:

1. Take the relevant portion from the 'personnel services cost' row and the 'management and general' column (from the unaudited 2015-16 Schedule of Functional Expenses)
2. Any contracted administrative/management fee paid to other organizations or corporations
3. Take the total from above and divide it by the year-end FTE enrollment. The relevant portion that

must be included in this calculation is defined as follows:

**Administrative Expenditures:** Administration and management of the charter school includes the activities and personnel of the offices of the chief school officer, the finance or business offices, school operations personnel, data management and reporting, human resources, technology, etc. It also includes those administrative and management services provided by other organizations or corporations on behalf of the charter school for which the charter school pays a fee or other compensation. Do not include the FTE of personnel whose role is to directly support the instructional program.

**Notes:**

***The information on the Schedule of Functional Expenses on pages 41-43 of the Audit Guide can help schools locate the amounts to use in the two per pupil calculations:***

***<http://www.p12.nysed.gov/psc/AuditGuide.html>.***

**Employee benefit costs or expenditures should not be reported in the above calculations.**

Line 1: Relevant Personnel Services Cost (Row)	265412
Line 2: Management and General Cost (Column)	148820
Line 3: Sum of Line 1 and Line 2	414232
Line 5: Divide Line 3 by the Year End FTE student enrollment	952

***Thank you.***



## GENERAL INSTRUCTIONS FOR ANNUAL BUDGET/QUARTERLY REPORT

### TEMPLATE TABS


#### 1- GRAY tab contains the Instructions


<a href="#">Instructions</a>	Provides description of tabs and input requirements.
<a href="#">Funding by District</a>	Charter School Tuition Rates


#### 2- BLUE tabs require input of information

<a href="#">1.) Name of School</a>	>Select school name from list. >Enter contact information.
<a href="#">2.) Enrollment</a>	Enter enrollment information for Annual Budget (& Revisions) and Quarterly Actuals. Includes: >Enrollment by Grade >Enrollment by District
<a href="#">3.) Staffing Plan</a>	Enter staffing plan information for Annual Budget (& Revisions) and Quarterly Actuals. Includes: >Full Time Equivalent (FTE), by Position Category, By Quarter
<a href="#">4.) Yearly Budget</a>	Enter Yearly Budget information. Includes: >"Pior Year" column may be completed based upon preliminary data, and adjusted with Annual Audited data when the Quarter 2 Actuals are being submitted. (Note: Quarterly Revenue allocation may be set) >Budgeted Enrollment data and Per Pupil Revenue for the current year are populated based upon input on tab "2.) Enrollment." >Budgeted FTE for current year is populated based upon input on tab "3.) Staffing Plan." >All other sources of revenue >All expenses >Budget Revisions, as necessary and <i>approved</i> by the school's Board of Directors, should be submitted when submitting Quarterly Actuals.
<a href="#">5.) Balance Sheet</a>	Enter Balance Sheet information for EdCorps. Separate schools merged into a primary EdCorp should NOT use this tab. >"Pior Year" column may be completed based upon preliminary data, and adjusted with Annual Audited data when the Quarter 2 Actuals are being submitted.
<a href="#">6.) Quarterly Report</a>	Enter Actual Quarterly Report information. Includes: >Actual Enrollment data and Per Pupil Revenue for the current year are populated based upon input on tab "2.) Enrollment." >Actual FTE for current year is populated based upon input on tab "3.) Staffing Plan." >All other sources of revenue >All expenses
<a href="#">7.) Annual Report Requirement</a>	Complete when submitting Actual Quarter 4.

### CELL COLORS & GUIDANCE COMMENTS

 = Enter information into the light BLUE shaded cells.

 = Cells labeled in ORANGE containe guidance regarding the input of information.

 = Cells containing RED triangles in the upper right corner contain "guidance comments" on that particular line item. Please "mouse-over" the triangle to reveal each comment.



**Charter Funding Alphabetical By NYS School District**  
**\* (Sum of Charter School Basic Tuition and Supplemental Basic Tuition)**

<b>District Code</b>	<b>School District Name</b>	<b>Final 2015-16 Basic Tuition*</b>	<b>Final 2016-17 Basic Tuition*</b>
--------------------------	-----------------------------	---	---



## ANNUAL BUDGET & QUARTERLY REPORT TEMPLATE

### University Preparatory Charter School for Young Men

#### SCHOOL

<b>Name:</b>	University Preparatory Charter School for Young Men
--------------	---

#### CONTACT INFORMATION

<b>Contact Name:</b>	Joseph Munno
<b>Contact Title:</b>	President
<b>Contact Email:</b>	[REDACTED]
<b>Contact Phone:</b>	[REDACTED]

#### REPORT PERIOD

<b>Current Academic Year:</b>	2016-17
<b>Prior Academic Year:</b>	Err:508

ENROLLMENT BY GRADES								
GRADES	K	1	2	3	4	5	6	7
INITIAL BUDGETED ENROLLMENT								
TOTAL ENROLLMENT =								

ENROLLMENT BY DISTRICT

		PRIOR YEAR	ANNUAL BUDGET						
		ACTUAL	TOTAL DISTRICTS/ENROLLMENT BY QUARTER						
			QUARTER 1		QUARTER 2		QUARTER 3		QUAR
			Original	Revised	Original	Revised	Original	Revised	Original
NUMBER OF SCHOOL DISTRICTS ENROLLED:		0	1	0	1	0	1	0	1
NUMBER OF STUDENTS ENROLLED:		0	450	0	450	0	450	0	450
			*NOTE: If there are NO budget revisions at the time of quarterly submittal leave the 'REVISED' COMPLETELY BLANK. If budget revisions ARE made, the entire "REVISED" budget columns affected quarter(s) must be completed on tabs 2, 3 and 4.						
		PRIOR YEAR	ENROLLMENT BY QUARTER						
		Err:508	QUARTER 1		QUARTER 2		QUARTER 3		QUAR
		Actual Enrollment	Original Budgeted Enrollment	Revised Budgeted Enrollment	Original Budgeted Enrollment	Revised Budgeted Enrollment	Original Budgeted Enrollment	Revised Budgeted Enrollment	Original Budgeted Enrollment
PRIMARY/OTHER	DISTRICT NAME(S)		450		450		450		450
PRIMARY District	ROCHESTER CITY SD								
SECONDARY District	(Select from drop-down list) →								
Other District 3	(Select from drop-down list) →								
Other District 4	(Select from drop-down list) →								
Other District 5	(Select from drop-down list) →								
Other District 6	(Select from drop-down list) →								
Other District 7	(Select from drop-down list) →								
Other District 8	(Select from drop-down list) →								
Other District 9	(Select from drop-down list) →								
Other District 10	(Select from drop-down list) →								
Other District 11	(Select from drop-down list) →								
Other District 12	(Select from drop-down list) →								
Other District 13	(Select from drop-down list) →								
Other District 14	(Select from drop-down list) →								
Other District 15	(Select from drop-down list) →								
Other District 16	(Select from drop-down list) →								
Other District 17	(Select from drop-down list) →								
Other District 18	(Select from drop-down list) →								
Other District 19	(Select from drop-down list) →								
Other District 20	(Select from drop-down list) →								
Other District 21	(Select from drop-down list) →								
Other District 22	(Select from drop-down list) →								
Other District 23	(Select from drop-down list) →								
Other District 24	(Select from drop-down list) →								
Other District 25	(Select from drop-down list) →								
Other District 26	(Select from drop-down list) →								
Other District 27	(Select from drop-down list) →								
Other District 28	(Select from drop-down list) →								
Other District 29	(Select from drop-down list) →								
Other District 30	(Select from drop-down list) →								
Other District 31	(Select from drop-down list) →								
Other District 32	(Select from drop-down list) →								
Other District 33	(Select from drop-down list) →								
Other District 34	(Select from drop-down list) →								
Other District 35	(Select from drop-down list) →								
Other District 36	(Select from drop-down list) →								
Other District 37	(Select from drop-down list) →								
Other District 38	(Select from drop-down list) →								
Other District 39	(Select from drop-down list) →								
Other District 40	(Select from drop-down list) →								
Other District 41	(Select from drop-down list) →								
Other District 42	(Select from drop-down list) →								
Other District 43	(Select from drop-down list) →								
Other District 44	(Select from drop-down list) →								
Other District 45	(Select from drop-down list) →								
Other District 46	(Select from drop-down list) →								
Other District 47	(Select from drop-down list) →								
Other District 48	(Select from drop-down list) →								
Other District 49	(Select from drop-down list) →								
Other District 50	(Select from drop-down list) →								

8	9	10	11	12

<b>ACTUAL QUARTERLY TOTAL DISTRICTS/ENROLLMENT</b>				
<b>QUARTER 1</b>	<b>QUARTER 2</b>	<b>QUARTER 3</b>	<b>QUARTER 4</b>	
Actual	Actual	Actual	Actual	
0	0	0	0	
0	0	0	0	

<b>TER 4</b> <i>Revised</i>  0  0  <i>Column(s) for the</i>				
	<b>ACTUAL ENROLLMENT BY QUARTER</b>			
	<b>QUARTER 1</b>	<b>QUARTER 2</b>	<b>QUARTER 3</b>	<b>QUARTER 4</b>
	Actual Enrollment	Actual Enrollment	Actual Enrollment	Actual Enrollment
<b>TER 4</b>  <i>Revised Budgeted Enrollment</i>				

## STAFFING PLAN - F

**\*NOTE:** Enter the number of FTE positions in the "blue" cells.

**\*NOTE:** If there are NO budget revisions at the time of quarterly submittal leave the "REVISED" column blank. If budget revisions ARE made, the entire "REVISED" budget columns for the affected

ADMINISTRATIVE PERSONNEL FTE		ANNUAL BUDGETED FTE				
PRIOR YEAR		Q1		Q2		Q
Err:508						
ACTUAL		Original	Revised	Original	Revised	Original
Executive Management		1.0		1.0		1.0
Instructional Management		6.0		6.0		6.0
Deans, Directors & Coordinators		5.0		5.0		5.0
CFO / Director of Finance						
Operation / Business Manager		1.0		1.0		1.0
Administrative Staff		3.0		3.0		3.0
TOTAL ADMINISTRATIVE STAFF	0.0	16.0	0.0	16.0	0.0	16.0

INSTRUCTIONAL PERSONNEL FTE		ANNUAL BUDGETED FTE				
PRIOR YEAR		Q1		Q2		Q
Err:508						
ACTUAL		Original	Revised	Original	Revised	Original
Teachers - Regular		35.0		35.0		35.0
Teachers - SPED		6.0		6.0		6.0
Substitute Teachers						
Teaching Assistants						
Specialty Teachers		12.0		12.0		12.0
Aides						
Therapists & Counselors		3.0		3.0		3.0
Other						
TOTAL INSTRUCTIONAL	0.0	56.0	0.0	56.0	0.0	56.0

NON-INSTRUCTIONAL PERSONNEL FTE		ANNUAL BUDGETED FTE				
PRIOR YEAR		Q1		Q2		Q
Err:508						
ACTUAL		Original	Revised	Original	Revised	Original
Nurse						
Librarian						
Custodian		5.0		5.0		5.0
Security		1.0		1.0		1.0
Other		4.0		4.0		4.0
TOTAL NON-INSTRUCTIONAL	0.0	10.0	0.0	10.0	0.0	10.0

TOTAL PERSONNEL SERVICE FTE		0.0	82.0	0.0	82.0	0.0	82.0
-----------------------------	--	-----	------	-----	------	-----	------

**Y CHARTER SCHOOL FOR YOUNG MEN  
2016-17**

**FULL TIME EQUIVALENT ("FTE")**

**\*NOTE:** Enter the number of FTE positions in the "blue" cells.

he 'REVISED' Column(s) COMPLETELY BLANK. ;ted quarter(s) must be completed on tabs 2, 3

**\*NOTE:** Each quarter, the actual FTE should be input.

ADMINISTRATIVE PERSONNEL FTE			
	3	Q4	
	Revised	Original	Revised
Executive Management		1.0	
Instructional Management		6.0	
Deans, Directors & Coordinators		5.0	
CFO / Director of Finance			
Operation / Business Manager		1.0	
Administrative Staff		3.0	
TOTAL ADMINISTRATIVE STAFF	0.0	16.0	0.0

ACTUAL QUARTERLY FTE			
Q1	Q2	Q3	Q4
Actual	Actual	Actual	Actual
0.0	0.0	0.0	0.0

INSTRUCTIONAL PERSONNEL FTE			
	3	Q4	
	Revised	Original	Revised
Teachers - Regular		35.0	
Teachers - SPED		6.0	
Substitute Teachers			
Teaching Assistants			
Specialty Teachers		12.0	
Aides			
Therapists & Counselors		3.0	
Other			
TOTAL INSTRUCTIONAL	0.0	56.0	0.0

ACTUAL QUARTERLY FTE			
Q1	Q2	Q3	Q4
Actual	Actual	Actual	Actual
0.0	0.0	0.0	0.0

NON-INSTRUCTIONAL PERSONNEL FTE			
	3	Q4	
	Revised	Original	Revised
Nurse			
Librarian			
Custodian		5.0	
Security		1.0	
Other		4.0	
TOTAL NON-INSTRUCTIONAL	0.0	10.0	0.0

ACTUAL QUARTERLY FTE			
Q1	Q2	Q3	Q4
Actual	Actual	Actual	Actual
0.0	0.0	0.0	0.0

TOTAL PERSONNEL SERVICE FTE	0.0	82.0	0.0
-----------------------------	-----	------	-----

0.0	0.0	0.0	0.0
-----	-----	-----	-----

**\*NOTE:** Enter the number of FTE positions in the "blue" cells.

**\*NOTE:** State the assumptions that are being made for personnel FTE levels.

ADMINISTRATIVE PERSONNEL FTE	Description of Assumptions
Executive Management	
Instructional Management	
Deans, Directors & Coordinators	
CFO / Director of Finance	
Operation / Business Manager	
Administrative Staff	
TOTAL ADMINISTRATIVE STAFF	

INSTRUCTIONAL PERSONNEL FTE	Description of Assumptions
Teachers - Regular	
Teachers - SPED	
Substitute Teachers	
Teaching Assistants	
Specialty Teachers	
Aides	
Therapists & Counselors	
Other	
TOTAL INSTRUCTIONAL	

NON-INSTRUCTIONAL PERSONNEL FTE	Description of Assumptions
Nurse	
Librarian	
Custodian	
Security	
Other	
TOTAL NON-INSTRUCTIONAL	

TOTAL PERSONNEL SERVICE FTE	
-----------------------------	--

**UNIVERSITY PREPARATORY CHARTER SCHOOL F**  
**Budget / Operating Plan**  
**2016-17**

Total Revenue	-	#NAME?	#NAME?	#NAME?	#NAME?	#NAME?	#NAME?	#NAME?
Total Expenses	-	1,602,115	#NAME?	#NAME?	1,590,172	#NAME?	#NAME?	1,627,115
Net Income	-	#NAME?	#NAME?	#NAME?	#NAME?	#NAME?	#NAME?	#NAME?
Actual Student Enrollment	-	450	-	-	450	-	-	450
	Prior Year Actual	1st Quarter - 7/1 - 9/30			2nd Quarter - 10/1 - 12/31			3rd Quarter
	Err:508	Original Budget	Revised Budget	Variance	Original Budget	Revised Budget	Variance	Original Budget
REVENUE	Allocate Per Pupil Revenue by Quarter	*NOTE: If there are NO budget revisions at the time of quarterly submittal leave If budget revisions ARE made, the entire "REVISED" budget columns for the affected						
REVENUES FROM STATE SOURCES	2016-17	PPR %/Qtr->	25.0%	25.0%	25.0%	25.0%	25.0%	25.0%
Per Pupil Revenue	Per Pupil Rate							
ROCHESTER CITY SD	#NAME?		#NAME?	#NAME?	#NAME?	#NAME?	#NAME?	#NAME?
-	#N/A		#N/A	#NAME?	#N/A	#N/A	#NAME?	#N/A
-	#N/A		#N/A	#NAME?	#N/A	#N/A	#NAME?	#N/A
-	#N/A		#N/A	#NAME?	#N/A	#N/A	#NAME?	#N/A
-	#N/A		#N/A	#NAME?	#N/A	#N/A	#NAME?	#N/A
-	#N/A		#N/A	#NAME?	#N/A	#N/A	#NAME?	#N/A
-	#N/A		#N/A	#NAME?	#N/A	#N/A	#NAME?	#N/A
-	#N/A		#N/A	#NAME?	#N/A	#N/A	#NAME?	#N/A
-	#N/A		#N/A	#NAME?	#N/A	#N/A	#NAME?	#N/A
-	#N/A		#N/A	#NAME?	#N/A	#N/A	#NAME?	#N/A
-	#N/A		#N/A	#NAME?	#N/A	#N/A	#NAME?	#N/A
-	#N/A		#N/A	#NAME?	#N/A	#N/A	#NAME?	#N/A
-	#N/A		#N/A	#NAME?	#N/A	#N/A	#NAME?	#N/A
-	#N/A		#N/A	#NAME?	#N/A	#N/A	#NAME?	#N/A
-	#N/A		#N/A	#NAME?	#N/A	#N/A	#NAME?	#N/A
-	#N/A		#N/A	#NAME?	#N/A	#N/A	#NAME?	#N/A
-	#N/A		#N/A	#NAME?	#N/A	#N/A	#NAME?	#N/A
-	#N/A		#N/A	#NAME?	#N/A	#N/A	#NAME?	#N/A
ALL OTHER School Districts: ( Weighted Avg )	#N/A		#N/A	#NAME?	#N/A	#N/A	#NAME?	#N/A
TOTAL Per Pupil Revenue (Weighted Average Per Pupil Funding)	#NAME?	-	#NAME?	#NAME?	#NAME?	#NAME?	#NAME?	#NAME?
Special Education Revenue				#NAME?	266,667		#NAME?	266,667
Grants								
Stimulus				#NAME?			#NAME?	
DYCD (Department of Youth and Community Development)				#NAME?			#NAME?	
Other				#NAME?			#NAME?	
Other				#NAME?			#NAME?	
TOTAL REVENUE FROM STATE SOURCES		-	#NAME?	#NAME?	#NAME?	#NAME?	#NAME?	#NAME?
REVENUE FROM FEDERAL FUNDING								
IDEA Special Needs				#NAME?			#NAME?	
Title I		22,000		#NAME?	150,000		#NAME?	
Title Funding - Other				#NAME?	1,000		#NAME?	6,300
School Food Service (Free Lunch)				#NAME?			#NAME?	
Grants								
Charter School Program (CSP) Planning & Implementation				#NAME?			#NAME?	
Other				#NAME?			#NAME?	
Other				#NAME?			#NAME?	
TOTAL REVENUE FROM FEDERAL SOURCES		-	22,000	-	#NAME?	151,000	-	#NAME?
LOCAL and OTHER REVENUE								
Contributions and Donations				#NAME?			#NAME?	
Fundraising				#NAME?			#NAME?	
Erate Reimbursement				#NAME?			#NAME?	
Earnings on Investments				#NAME?			#NAME?	
Interest Income				#NAME?			#NAME?	
Food Service (Income from meals)				#NAME?	100,000		#NAME?	100,000
Text Book				#NAME?			#NAME?	
OTHER				#NAME?			#NAME?	
TOTAL REVENUE FROM LOCAL and OTHER SOURCES		-	-	-	#NAME?	100,000	-	#NAME?
TOTAL REVENUE		-	#NAME?	#NAME?	#NAME?	#NAME?	#NAME?	#NAME?



**UNIVERSITY PREPARATORY CHARTER SCHOOL F**  
**Budget / Operating Plan**  
**2016-17**

Total Revenue	-	#NAME?	#NAME?	#NAME?	#NAME?	#NAME?	#NAME?	#NAME?	
Total Expenses	-	1,602,115	#NAME?	#NAME?	1,590,172	#NAME?	#NAME?	1,627,115	
Net Income	-	#NAME?	#NAME?	#NAME?	#NAME?	#NAME?	#NAME?	#NAME?	
Actual Student Enrollment	-	450	-	-	450	-	-	450	
	Prior Year Actual	1st Quarter - 7/1 - 9/30			2nd Quarter - 10/1 - 12/31			3rd Quarter - 10/1 - 12/31	
	Err:508	Original Budget	Revised Budget	Variance	Original Budget	Revised Budget	Variance	Original Budget	
EXPENSES									
ADMINISTRATIVE STAFF PERSONNEL COSTS	Avg. No. of Positions								
Executive Management	1.00	36,080		#NAME?	30,925		#NAME?	36,080	
Instructional Management	6.00	95,406		#NAME?	81,777		#NAME?	95,406	
Deans, Directors & Coordinators	5.00	80,217		#NAME?	68,757		#NAME?	80,217	
CFO / Director of Finance	-			#NAME?			#NAME?		
Operation / Business Manager	1.00	11,916		#NAME?	10,216		#NAME?	11,916	
Administrative Staff	3.00	27,742		#NAME?	23,779		#NAME?	27,742	
TOTAL ADMINISTRATIVE STAFF	16.00	-	251,360	-	#NAME?	215,454	-	#NAME?	251,360
INSTRUCTIONAL PERSONNEL COSTS									
Teachers - Regular	35.00	422,248		#NAME?	361,926		#NAME?	422,248	
Teachers - SPED	6.00	77,237		#NAME?	66,203		#NAME?	77,237	
Substitute Teachers	-			#NAME?			#NAME?		
Teaching Assistants	-			#NAME?			#NAME?		
Specialty Teachers	12.00	165,561		#NAME?	141,910		#NAME?	165,561	
Aides	-			#NAME?			#NAME?		
Therapists & Counselors	3.00	37,058		#NAME?	31,764		#NAME?	37,058	
Other	-			#NAME?			#NAME?		
TOTAL INSTRUCTIONAL	56.00	-	702,104	-	#NAME?	601,803	-	#NAME?	702,104
NON-INSTRUCTIONAL PERSONNEL COSTS									
Nurse	-			#NAME?			#NAME?		
Librarian	-			#NAME?			#NAME?		
Custodian	5.00	43,999		#NAME?	37,714		#NAME?	43,999	
Security	1.00	7,237		#NAME?	6,203		#NAME?	7,237	
Other	4.00	24,890		#NAME?	21,334		#NAME?	24,890	
TOTAL NON-INSTRUCTIONAL	10.00	-	76,126	-	#NAME?	65,251	-	#NAME?	76,126
SUBTOTAL PERSONNEL SERVICE COSTS									
	82.00	-	1,029,590	-	#NAME?	882,508	-	#NAME?	1,029,590
PAYROLL TAXES AND BENEFITS									
Payroll Taxes		97,025		#NAME?	83,164		#NAME?	97,025	
Fringe / Employee Benefits		105,000		#NAME?	105,000		#NAME?	105,000	
Retirement / Pension		-		#NAME?	125,000		#NAME?	-	
TOTAL PAYROLL TAXES AND BENEFITS		-	202,025	-	#NAME?	313,164	-	#NAME?	202,025
TOTAL PERSONNEL SERVICE COSTS									
	82.00	-	1,231,615	-	#NAME?	1,195,672	-	#NAME?	1,231,615
CONTRACTED SERVICES									
Accounting / Audit		13,000		#NAME?	-		#NAME?	4,000	
Legal		3,000		#NAME?	3,000		#NAME?	3,000	
Management Company Fee				#NAME?			#NAME?		
Nurse Services				#NAME?			#NAME?		
Food Service / School Lunch		57,500		#NAME?	57,500		#NAME?	57,500	
Payroll Services		3,000		#NAME?	3,000		#NAME?	3,000	
Special Ed Services				#NAME?			#NAME?		
Titlement Services (i.e. Title I)				#NAME?			#NAME?		
Other Purchased / Professional / Consulting		57,500		#NAME?	57,500		#NAME?	57,500	
TOTAL CONTRACTED SERVICES		-	134,000	-	#NAME?	121,000	-	#NAME?	125,000



UNIVERSITY PREPARATORY CHARTER SCHOOL F  
Budget / Operating Plan  
2016-17

Total Revenue	-	#NAME?	#NAME?	#NAME?	#NAME?	#NAME?	#NAME?	#NAME?
Total Expenses	-	1,602,115	#NAME?	#NAME?	1,590,172	#NAME?	#NAME?	1,627,115
Net Income	-	#NAME?	#NAME?	#NAME?	#NAME?	#NAME?	#NAME?	#NAME?
Actual Student Enrollment	-	450	-	-	450	-	-	450

	Prior Year Actual	1st Quarter - 7/1 - 9/30			2nd Quarter - 10/1 - 12/31			3rd Q
	Err:508	Original Budget	Revised Budget	Variance	Original Budget	Revised Budget	Variance	Original Budget

ENROLLMENT - \*School Districts Are Linked To Above Entries\*

Number of Districts:	-	1	-	-	1	-	-	1
ROCHESTER CITY SD	-	450	-	-	450	-	-	450
-	-	-	-	-	-	-	-	-
-	-	-	-	-	-	-	-	-
-	-	-	-	-	-	-	-	-
-	-	-	-	-	-	-	-	-
-	-	-	-	-	-	-	-	-
-	-	-	-	-	-	-	-	-
-	-	-	-	-	-	-	-	-
-	-	-	-	-	-	-	-	-
-	-	-	-	-	-	-	-	-
-	-	-	-	-	-	-	-	-
-	-	-	-	-	-	-	-	-
-	-	-	-	-	-	-	-	-
-	-	-	-	-	-	-	-	-
-	-	-	-	-	-	-	-	-
-	-	-	-	-	-	-	-	-
ALL OTHER School Districts: ( Weighted Avg )	-	-	-	-	-	-	-	-
TOTAL ENROLLMENT	-	450	-	-	450	-	-	450
REVENUE PER PUPIL	-	#NAME?	-	#NAME?	#NAME?	-	#NAME?	#NAME?
EXPENSES PER PUPIL	-	3,560	-	#NAME?	3,534	-	#NAME?	3,616

			OR YOUNG MEN				
Total Revenue			#NAME?	#NAME?	#NAME?	#NAME?	#NAME?
Total Expenses			#NAME?	#NAME?	1,852,171	#NAME?	#NAME?
Net Income			#NAME?	#NAME?	#NAME?	#NAME?	#NAME?
Actual Student Enrollment			-	-	450	-	-
			Quarter - 1/1 - 3/31		4th Quarter - 4/1 - 6/30		
			Revised Budget	Variance	Original Budget	Revised Budget	Variance
REVENUE			If the 'REVISED' Column(s) COMPLETELY BLANK, the selected quarter(s) must be completed on tabs 2, 3 and 4.				
REVENUES FROM STATE SOURCES							
Per Pupil Revenue		2016-17					
		Per Pupil Rate	25.0%		25.0%	25.0%	
ROCHESTER CITY SD		#NAME?	#NAME?	#NAME?	#NAME?	#NAME?	#NAME?
-		#N/A	#N/A	#NAME?	#N/A	#N/A	#NAME?
-		#N/A	#N/A	#NAME?	#N/A	#N/A	#NAME?
-		#N/A	#N/A	#NAME?	#N/A	#N/A	#NAME?
-		#N/A	#N/A	#NAME?	#N/A	#N/A	#NAME?
-		#N/A	#N/A	#NAME?	#N/A	#N/A	#NAME?
-		#N/A	#N/A	#NAME?	#N/A	#N/A	#NAME?
-		#N/A	#N/A	#NAME?	#N/A	#N/A	#NAME?
-		#N/A	#N/A	#NAME?	#N/A	#N/A	#NAME?
-		#N/A	#N/A	#NAME?	#N/A	#N/A	#NAME?
-		#N/A	#N/A	#NAME?	#N/A	#N/A	#NAME?
-		#N/A	#N/A	#NAME?	#N/A	#N/A	#NAME?
-		#N/A	#N/A	#NAME?	#N/A	#N/A	#NAME?
-		#N/A	#N/A	#NAME?	#N/A	#N/A	#NAME?
-		#N/A	#N/A	#NAME?	#N/A	#N/A	#NAME?
ALL OTHER School Districts: ( Weighted Avg )		#N/A	#N/A	#NAME?	#N/A	#N/A	#NAME?
TOTAL Per Pupil Revenue (Weighted Average Per Pupil Funding)		#NAME?	#NAME?	#NAME?	#NAME?	#NAME?	#NAME?
Special Education Revenue				#NAME?	266,667		#NAME?
Grants							
Stimulus				#NAME?			#NAME?
DYCD (Department of Youth and Community Development)				#NAME?			#NAME?
Other				#NAME?			#NAME?
Other				#NAME?			#NAME?
TOTAL REVENUE FROM STATE SOURCES			#NAME?	#NAME?	#NAME?	#NAME?	#NAME?
REVENUE FROM FEDERAL FUNDING							
IDEA Special Needs				#NAME?	59,000		#NAME?
Title I				#NAME?	43,000		#NAME?
Title Funding - Other				#NAME?	1,700		#NAME?
School Food Service (Free Lunch)				#NAME?			#NAME?
Grants							
Charter School Program (CSP) Planning & Implementation				#NAME?			#NAME?
Other				#NAME?			#NAME?
Other				#NAME?			#NAME?
TOTAL REVENUE FROM FEDERAL SOURCES			-	#NAME?	103,700	-	#NAME?
LOCAL and OTHER REVENUE							
Contributions and Donations				#NAME?			#NAME?
Fundraising				#NAME?			#NAME?
Erate Reimbursement				#NAME?			#NAME?
Earnings on Investments				#NAME?			#NAME?
Interest Income				#NAME?			#NAME?
Food Service (Income from meals)				#NAME?	100,000		#NAME?
Text Book				#NAME?			#NAME?
OTHER				#NAME?			#NAME?
TOTAL REVENUE FROM LOCAL and OTHER SOURCES			-	#NAME?	100,000	-	#NAME?
TOTAL REVENUE			#NAME?	#NAME?	#NAME?	#NAME?	#NAME?

		OR YOUNG MEN				
Total Revenue		#NAME?	#NAME?	#NAME?	#NAME?	#NAME?
Total Expenses		#NAME?	#NAME?	1,852,171	#NAME?	#NAME?
Net Income		#NAME?	#NAME?	#NAME?	#NAME?	#NAME?
Actual Student Enrollment		-	-	450	-	-
		Quarter - 1/1 - 3/31		4th Quarter - 4/1 - 6/30		
		Revised Budget	Variance	Original Budget	Revised Budget	Variance
<b>EXPENSES</b>						
<b>ADMINISTRATIVE STAFF PERSONNEL COSTS</b>	Avg. No. of Positions					
Executive Management	1.00		#NAME?	30,925		#NAME?
Instructional Management	6.00		#NAME?	81,777		#NAME?
Deans, Directors & Coordinators	5.00		#NAME?	68,757		#NAME?
CFO / Director of Finance	-		#NAME?			#NAME?
Operation / Business Manager	1.00		#NAME?	10,214		#NAME?
Administrative Staff	3.00		#NAME?	23,779		#NAME?
TOTAL ADMINISTRATIVE STAFF	16.00	-	#NAME?	215,453	-	#NAME?
<b>INSTRUCTIONAL PERSONNEL COSTS</b>						
Teachers - Regular	35.00		#NAME?	361,926		#NAME?
Teachers - SPED	6.00		#NAME?	66,203		#NAME?
Substitute Teachers	-		#NAME?			#NAME?
Teaching Assistants	-		#NAME?			#NAME?
Specialty Teachers	12.00		#NAME?	141,910		#NAME?
Aides	-		#NAME?			#NAME?
Therapists & Counselors	3.00		#NAME?	31,764		#NAME?
Other	-		#NAME?			#NAME?
TOTAL INSTRUCTIONAL	56.00	-	#NAME?	601,803	-	#NAME?
<b>NON-INSTRUCTIONAL PERSONNEL COSTS</b>						
Nurse	-		#NAME?			#NAME?
Librarian	-		#NAME?			#NAME?
Custodian	5.00		#NAME?	37,714		#NAME?
Security	1.00		#NAME?	6,203		#NAME?
Other	4.00		#NAME?	21,334		#NAME?
TOTAL NON-INSTRUCTIONAL	10.00	-	#NAME?	65,251	-	#NAME?
<b>SUBTOTAL PERSONNEL SERVICE COSTS</b>	82.00	-	#NAME?	882,507	-	#NAME?
<b>PAYROLL TAXES AND BENEFITS</b>						
Payroll Taxes			#NAME?	83,164		#NAME?
Fringe / Employee Benefits			#NAME?	105,000		#NAME?
Retirement / Pension			#NAME?	125,000		#NAME?
TOTAL PAYROLL TAXES AND BENEFITS		-	#NAME?	313,164	-	#NAME?
<b>TOTAL PERSONNEL SERVICE COSTS</b>	82.00	-	#NAME?	1,195,671	-	#NAME?
<b>CONTRACTED SERVICES</b>						
Accounting / Audit			#NAME?	-		#NAME?
Legal			#NAME?	3,000		#NAME?
Management Company Fee			#NAME?			#NAME?
Nurse Services			#NAME?			#NAME?
Food Service / School Lunch			#NAME?	57,500		#NAME?
Payroll Services			#NAME?	3,000		#NAME?
Special Ed Services			#NAME?			#NAME?
Titlement Services (i.e. Title I)			#NAME?			#NAME?
Other Purchased / Professional / Consulting			#NAME?	57,500		#NAME?
TOTAL CONTRACTED SERVICES		-	#NAME?	121,000	-	#NAME?

	OR YOUNG MEN				
Total Revenue	#NAME?	#NAME?	#NAME?	#NAME?	#NAME?
Total Expenses	#NAME?	#NAME?	1,852,171	#NAME?	#NAME?
Net Income	#NAME?	#NAME?	#NAME?	#NAME?	#NAME?
Actual Student Enrollment	-	-	450	-	-
	Quarter - 1/1 - 3/31		4th Quarter - 4/1 - 6/30		
	Revised Budget	Variance	Original Budget	Revised Budget	Variance
<b>SCHOOL OPERATIONS</b>					
Board Expenses		#NAME?	2,250		#NAME?
Classroom / Teaching Supplies & Materials		#NAME?			#NAME?
Special Ed Supplies & Materials		#NAME?			#NAME?
Textbooks / Workbooks		#NAME?	15,000		#NAME?
Supplies & Materials other		#NAME?	17,500		#NAME?
Equipment / Furniture		#NAME?	7,500		#NAME?
Telephone		#NAME?	2,500		#NAME?
Technology		#NAME?	22,500		#NAME?
Student Testing & Assessment		#NAME?	4,000		#NAME?
Field Trips		#NAME?	13,333		#NAME?
Transportation (student)		#NAME?	10,000		#NAME?
Student Services - other		#NAME?	13,333		#NAME?
Office Expense		#NAME?	17,500		#NAME?
Staff Development		#NAME?	13,333		#NAME?
Staff Recruitment		#NAME?			#NAME?
Student Recruitment / Marketing		#NAME?	5,000		#NAME?
School Meals / Lunch		#NAME?			#NAME?
Travel (Staff)		#NAME?	2,500		#NAME?
Fundraising		#NAME?			#NAME?
Other		#NAME?	52,500		#NAME?
TOTAL SCHOOL OPERATIONS	-	#NAME?	198,750	-	#NAME?
<b>FACILITY OPERATION &amp; MAINTENANCE</b>					
Insurance		#NAME?	17,000		#NAME?
Janitorial		#NAME?	6,000		#NAME?
Building and Land Rent / Lease / Facility Finance Interest		#NAME?			#NAME?
Repairs & Maintenance		#NAME?	22,500		#NAME?
Equipment / Furniture		#NAME?			#NAME?
Security		#NAME?			#NAME?
Utilities		#NAME?	31,250		#NAME?
TOTAL FACILITY OPERATION & MAINTENANCE	-	#NAME?	76,750	-	#NAME?
<b>DEPRECIATION &amp; AMORTIZATION</b>		#NAME?	260,000		#NAME?
<b>RESERVES / CONTINGENCY</b>		#NAME?			#NAME?
<b>TOTAL EXPENSES</b>	-	#NAME?	1,852,171	-	#NAME?
<b>NET INCOME</b>	#NAME?	#NAME?	#NAME?	#NAME?	#NAME?

	OR YOUNG MEN				
Total Revenue	#NAME?	#NAME?	#NAME?	#NAME?	#NAME?
Total Expenses	#NAME?	#NAME?	1,852,171	#NAME?	#NAME?
Net Income	#NAME?	#NAME?	#NAME?	#NAME?	#NAME?
Actual Student Enrollment	-	-	450	-	-
Quarter - 1/1 - 3/31			4th Quarter - 4/1 - 6/30		
Revised Budget		Variance	Original Budget	Revised Budget	Variance
ENROLLMENT - *School Districts Are Linked To Above Entries*					
Number of Districts:	-	-	1	-	-
ROCHESTER CITY SD	-	-	450	-	-
-	-	-	-	-	-
-	-	-	-	-	-
-	-	-	-	-	-
-	-	-	-	-	-
-	-	-	-	-	-
-	-	-	-	-	-
-	-	-	-	-	-
-	-	-	-	-	-
-	-	-	-	-	-
-	-	-	-	-	-
-	-	-	-	-	-
-	-	-	-	-	-
-	-	-	-	-	-
-	-	-	-	-	-
ALL OTHER School Districts: ( Weighted Avg )	-	-	-	-	-
TOTAL ENROLLMENT	-	-	450	-	-
REVENUE PER PUPIL					
-	#NAME?	#NAME?	-	#NAME?	
EXPENSES PER PUPIL					
-	#NAME?	4,116	-	#NAME?	

		UNIVERSITY PREPARATORY CHARTER Budget / Operating Plan 2016-17				
Total Revenue		#NAME?	#NAME?	#NAME?	#NAME?	#NAME?
Total Expenses		6,671,573	#NAME?	#NAME?	(6,671,573)	#NAME?
Net Income		#NAME?	#NAME?	#NAME?	#NAME?	#NAME?
Actual Student Enrollment						
		Total Year			VARIANCE	
		Original Budget	Revised Budget	Variance	Original Budget vs. PY Budget	Revised Budget vs. PY Budget
<b>REVENUE</b>						
<b>REVENUES FROM STATE SOURCES</b>						
Per Pupil Revenue	2016-17 Per Pupil Rate					
ROCHESTER CITY SD	#NAME?	#NAME?	#NAME?	#NAME?	#NAME?	#NAME?
-	#N/A	#N/A	#NAME?	#NAME?	#N/A	#NAME?
-	#N/A	#N/A	#NAME?	#NAME?	#N/A	#NAME?
-	#N/A	#N/A	#NAME?	#NAME?	#N/A	#NAME?
-	#N/A	#N/A	#NAME?	#NAME?	#N/A	#NAME?
-	#N/A	#N/A	#NAME?	#NAME?	#N/A	#NAME?
-	#N/A	#N/A	#NAME?	#NAME?	#N/A	#NAME?
-	#N/A	#N/A	#NAME?	#NAME?	#N/A	#NAME?
-	#N/A	#N/A	#NAME?	#NAME?	#N/A	#NAME?
-	#N/A	#N/A	#NAME?	#NAME?	#N/A	#NAME?
-	#N/A	#N/A	#NAME?	#NAME?	#N/A	#NAME?
-	#N/A	#N/A	#NAME?	#NAME?	#N/A	#NAME?
-	#N/A	#N/A	#NAME?	#NAME?	#N/A	#NAME?
-	#N/A	#N/A	#NAME?	#NAME?	#N/A	#NAME?
-	#N/A	#N/A	#NAME?	#NAME?	#N/A	#NAME?
-	#N/A	#N/A	#NAME?	#NAME?	#N/A	#NAME?
ALL OTHER School Districts: ( Weighted Avg )	#N/A	#N/A	#NAME?	#NAME?	#N/A	#NAME?
TOTAL Per Pupil Revenue (Weighted Average Per Pupil Funding)	#NAME?	#NAME?	#NAME?	#NAME?	#NAME?	#NAME?
Special Education Revenue		800,000	#NAME?	#NAME?	800,000	#NAME?
Grants						
Stimulus		-	#NAME?	#NAME?	-	#NAME?
DYCD (Department of Youth and Community Development)		-	#NAME?	#NAME?	-	#NAME?
Other		-	#NAME?	#NAME?	-	#NAME?
Other		-	#NAME?	#NAME?	-	#NAME?
TOTAL REVENUE FROM STATE SOURCES		#NAME?	#NAME?	#NAME?	#NAME?	#NAME?
<b>REVENUE FROM FEDERAL FUNDING</b>						
IDEA Special Needs		59,000	#NAME?	#NAME?	59,000	#NAME?
Title I		215,000	#NAME?	#NAME?	215,000	#NAME?
Title Funding - Other		9,000	#NAME?	#NAME?	9,000	#NAME?
School Food Service (Free Lunch)		-	#NAME?	#NAME?	-	#NAME?
Grants						
Charter School Program (CSP) Planning & Implementation		-	#NAME?	#NAME?	-	#NAME?
Other		-	#NAME?	#NAME?	-	#NAME?
Other		-	#NAME?	#NAME?	-	#NAME?
TOTAL REVENUE FROM FEDERAL SOURCES		283,000	#NAME?	#NAME?	283,000	#NAME?
<b>LOCAL and OTHER REVENUE</b>						
Contributions and Donations		-	#NAME?	#NAME?	-	#NAME?
Fundraising		-	#NAME?	#NAME?	-	#NAME?
Erate Reimbursement		-	#NAME?	#NAME?	-	#NAME?
Earnings on Investments		-	#NAME?	#NAME?	-	#NAME?
Interest Income		-	#NAME?	#NAME?	-	#NAME?
Food Service (Income from meals)		300,000	#NAME?	#NAME?	300,000	#NAME?
Text Book		-	#NAME?	#NAME?	-	#NAME?
OTHER		-	#NAME?	#NAME?	-	#NAME?
TOTAL REVENUE FROM LOCAL and OTHER SOURCES		300,000	#NAME?	#NAME?	300,000	#NAME?
<b>TOTAL REVENUE</b>		#NAME?	#NAME?	#NAME?	#NAME?	#NAME?



		UNIVERSITY PREPARATORY CHARTER Budget / Operating Plan 2016-17				
Total Revenue		#NAME?	#NAME?	#NAME?	#NAME?	#NAME?
Total Expenses		6,671,573	#NAME?	#NAME?	(6,671,573)	#NAME?
Net Income		#NAME?	#NAME?	#NAME?	#NAME?	#NAME?
Actual Student Enrollment						
		Total Year			VARIANCE	
		Original Budget	Revised Budget	Variance	Original Budget vs. PY Budget	Revised Budget vs. PY Budget
<b>EXPENSES</b>						
<b>ADMINISTRATIVE STAFF PERSONNEL COSTS</b>		Avg. No. of Positions				
Executive Management	1.00	134,010	#NAME?	#NAME?	(134,010)	#NAME?
Instructional Management	6.00	354,365	#NAME?	#NAME?	(354,365)	#NAME?
Deans, Directors & Coordinators	5.00	297,947	#NAME?	#NAME?	(297,947)	#NAME?
CFO / Director of Finance	-	-	#NAME?	#NAME?	-	#NAME?
Operation / Business Manager	1.00	44,262	#NAME?	#NAME?	(44,262)	#NAME?
Administrative Staff	3.00	103,043	#NAME?	#NAME?	(103,043)	#NAME?
TOTAL ADMINISTRATIVE STAFF	16.00	933,627	#NAME?	#NAME?	(933,627)	#NAME?
<b>INSTRUCTIONAL PERSONNEL COSTS</b>						
Teachers - Regular	35.00	1,568,348	#NAME?	#NAME?	(1,568,348)	#NAME?
Teachers - SPED	6.00	286,879	#NAME?	#NAME?	(286,879)	#NAME?
Substitute Teachers	-	-	#NAME?	#NAME?	-	#NAME?
Teaching Assistants	-	-	#NAME?	#NAME?	-	#NAME?
Specialty Teachers	12.00	614,942	#NAME?	#NAME?	(614,942)	#NAME?
Aides	-	-	#NAME?	#NAME?	-	#NAME?
Therapists & Counselors	3.00	137,645	#NAME?	#NAME?	(137,645)	#NAME?
Other	-	-	#NAME?	#NAME?	-	#NAME?
TOTAL INSTRUCTIONAL	56.00	2,607,814	#NAME?	#NAME?	(2,607,814)	#NAME?
<b>NON-INSTRUCTIONAL PERSONNEL COSTS</b>						
Nurse	-	-	#NAME?	#NAME?	-	#NAME?
Librarian	-	-	#NAME?	#NAME?	-	#NAME?
Custodian	5.00	163,426	#NAME?	#NAME?	(163,426)	#NAME?
Security	1.00	26,880	#NAME?	#NAME?	(26,880)	#NAME?
Other	4.00	92,448	#NAME?	#NAME?	(92,448)	#NAME?
TOTAL NON-INSTRUCTIONAL	10.00	282,754	#NAME?	#NAME?	(282,754)	#NAME?
<b>SUBTOTAL PERSONNEL SERVICE COSTS</b>		82.00	3,824,195	#NAME?	#NAME?	(3,824,195)
<b>PAYROLL TAXES AND BENEFITS</b>						
Payroll Taxes		360,378	#NAME?	#NAME?	(360,378)	#NAME?
Fringe / Employee Benefits		420,000	#NAME?	#NAME?	(420,000)	#NAME?
Retirement / Pension		250,000	#NAME?	#NAME?	(250,000)	#NAME?
TOTAL PAYROLL TAXES AND BENEFITS		1,030,378	#NAME?	#NAME?	(1,030,378)	#NAME?
<b>TOTAL PERSONNEL SERVICE COSTS</b>		82.00	4,854,573	#NAME?	#NAME?	(4,854,573)
<b>CONTRACTED SERVICES</b>						
Accounting / Audit		17,000	#NAME?	#NAME?	(17,000)	#NAME?
Legal		12,000	#NAME?	#NAME?	(12,000)	#NAME?
Management Company Fee		-	#NAME?	#NAME?	-	#NAME?
Nurse Services		-	#NAME?	#NAME?	-	#NAME?
Food Service / School Lunch		230,000	#NAME?	#NAME?	(230,000)	#NAME?
Payroll Services		12,000	#NAME?	#NAME?	(12,000)	#NAME?
Special Ed Services		-	#NAME?	#NAME?	-	#NAME?
Titlement Services (i.e. Title I)		-	#NAME?	#NAME?	-	#NAME?
Other Purchased / Professional / Consulting		230,000	#NAME?	#NAME?	(230,000)	#NAME?
TOTAL CONTRACTED SERVICES		501,000	#NAME?	#NAME?	(501,000)	#NAME?

UNIVERSITY PREPARATORY CHARTER Budget / Operating Plan 2016-17					
Total Revenue	#NAME?	#NAME?	#NAME?	#NAME?	#NAME?
Total Expenses	6,671,573	#NAME?	#NAME?	(6,671,573)	#NAME?
Net Income	#NAME?	#NAME?	#NAME?	#NAME?	#NAME?
Actual Student Enrollment					
	Total Year			VARIANCE	
	Original Budget	Revised Budget	Variance	Original Budget vs. PY Budget	Revised Budget vs. PY Budget
<b>SCHOOL OPERATIONS</b>					
Board Expenses	9,000	#NAME?	#NAME?	(9,000)	#NAME?
Classroom / Teaching Supplies & Materials	-	#NAME?	#NAME?	-	#NAME?
Special Ed Supplies & Materials	-	#NAME?	#NAME?	-	#NAME?
Textbooks / Workbooks	60,000	#NAME?	#NAME?	(60,000)	#NAME?
Supplies & Materials other	70,000	#NAME?	#NAME?	(70,000)	#NAME?
Equipment / Furniture	30,000	#NAME?	#NAME?	(30,000)	#NAME?
Telephone	10,000	#NAME?	#NAME?	(10,000)	#NAME?
Technology	90,000	#NAME?	#NAME?	(90,000)	#NAME?
Student Testing & Assessment	15,000	#NAME?	#NAME?	(15,000)	#NAME?
Field Trips	40,000	#NAME?	#NAME?	(40,000)	#NAME?
Transportation (student)	40,000	#NAME?	#NAME?	(40,000)	#NAME?
Student Services - other	40,000	#NAME?	#NAME?	(40,000)	#NAME?
Office Expense	70,000	#NAME?	#NAME?	(70,000)	#NAME?
Staff Development	40,000	#NAME?	#NAME?	(40,000)	#NAME?
Staff Recruitment	-	#NAME?	#NAME?	-	#NAME?
Student Recruitment / Marketing	15,000	#NAME?	#NAME?	(15,000)	#NAME?
School Meals / Lunch	-	#NAME?	#NAME?	-	#NAME?
Travel (Staff)	10,000	#NAME?	#NAME?	(10,000)	#NAME?
Fundraising	-	#NAME?	#NAME?	-	#NAME?
Other	210,000	#NAME?	#NAME?	(210,000)	#NAME?
TOTAL SCHOOL OPERATIONS	749,000	#NAME?	#NAME?	(749,000)	#NAME?
<b>FACILITY OPERATION &amp; MAINTENANCE</b>					
Insurance	68,000	#NAME?	#NAME?	(68,000)	#NAME?
Janitorial	24,000	#NAME?	#NAME?	(24,000)	#NAME?
Building and Land Rent / Lease / Facility Finance Interest	-	#NAME?	#NAME?	-	#NAME?
Repairs & Maintenance	90,000	#NAME?	#NAME?	(90,000)	#NAME?
Equipment / Furniture	-	#NAME?	#NAME?	-	#NAME?
Security	-	#NAME?	#NAME?	-	#NAME?
Utilities	125,000	#NAME?	#NAME?	(125,000)	#NAME?
TOTAL FACILITY OPERATION & MAINTENANCE	307,000	#NAME?	#NAME?	(307,000)	#NAME?
<b>DEPRECIATION &amp; AMORTIZATION</b>	260,000	#NAME?	#NAME?	(260,000)	#NAME?
<b>RESERVES / CONTINGENCY</b>	-	#NAME?	#NAME?	-	#NAME?
<b>TOTAL EXPENSES</b>	<b>6,671,573</b>	<b>#NAME?</b>	<b>#NAME?</b>	<b>(6,671,573)</b>	<b>#NAME?</b>
<b>NET INCOME</b>	<b>#NAME?</b>	<b>#NAME?</b>	<b>#NAME?</b>	<b>#NAME?</b>	<b>#NAME?</b>

	UNIVERSITY PREPARATORY CHARTER Budget / Operating Plan 2016-17				
Total Revenue	#NAME?	#NAME?	#NAME?	#NAME?	#NAME?
Total Expenses	6,671,573	#NAME?	#NAME?	(6,671,573)	#NAME?
Net Income	#NAME?	#NAME?	#NAME?	#NAME?	#NAME?
Actual Student Enrollment					
	Total Year			VARIANCE	
	Original Budget	Revised Budget	Variance	Original Budget vs. PY Budget	Revised Budget vs. PY Budget
ENROLLMENT - *School Districts Are Linked To Above Entries*					
Number of Districts:					
ROCHESTER CITY SD					
-					
-					
-					
-					
-					
-					
-					
-					
-					
-					
-					
ALL OTHER School Districts: ( Weighted Avg )					
TOTAL ENROLLMENT					
REVENUE PER PUPIL					
EXPENSES PER PUPIL					

		SCHOOL FOR YOUNG MEN
<b>Total Revenue</b> <b>Total Expenses</b> <b>Net Income</b> <b>Actual Student Enrollment</b>		<b>DESCRIPTION OF ASSUMPTIONS</b>
<b>REVENUE</b>		
<b>REVENUES FROM STATE SOURCES</b>		2016-17 Per Pupil Rate
<b>Per Pupil Revenue</b>		
ROCHESTER CITY SD		#NAME?
-		#N/A
-		#N/A
-		#N/A
-		#N/A
-		#N/A
-		#N/A
-		#N/A
-		#N/A
-		#N/A
-		#N/A
-		#N/A
-		#N/A
-		#N/A
-		#N/A
ALL OTHER School Districts: ( Weighted Avg )		#N/A
TOTAL Per Pupil Revenue (Weighted Average Per Pupil Funding)		#NAME?
Special Education Revenue		
Grants		
Stimulus		
DYCD (Department of Youth and Community Development)		
Other		
Other		
TOTAL REVENUE FROM STATE SOURCES		
<b>REVENUE FROM FEDERAL FUNDING</b>		
IDEA Special Needs		
Title I		
Title Funding - Other		
School Food Service (Free Lunch)		
Grants		
Charter School Program (CSP) Planning & Implementation		
Other		
Other		
TOTAL REVENUE FROM FEDERAL SOURCES		
<b>LOCAL and OTHER REVENUE</b>		
Contributions and Donations		
Fundraising		
Erate Reimbursement		
Earnings on Investments		
Interest Income		
Food Service (Income from meals)		
Text Book		
OTHER		
TOTAL REVENUE FROM LOCAL and OTHER SOURCES		
<b>TOTAL REVENUE</b>		

		SCHOOL FOR YOUNG MEN
Total Revenue		
Total Expenses		
Net Income		
Actual Student Enrollment		
		DESCRIPTION OF ASSUMPTIONS
<b>EXPENSES</b>		
<b>ADMINISTRATIVE STAFF PERSONNEL COSTS</b>	Avg. No. of Positions	
Executive Management	1.00	
Instructional Management	6.00	
Deans, Directors & Coordinators	5.00	
CFO / Director of Finance	-	
Operation / Business Manager	1.00	
Administrative Staff	3.00	
TOTAL ADMINISTRATIVE STAFF	16.00	
<b>INSTRUCTIONAL PERSONNEL COSTS</b>		
Teachers - Regular	35.00	
Teachers - SPED	6.00	
Substitute Teachers	-	
Teaching Assistants	-	
Specialty Teachers	12.00	
Aides	-	
Therapists & Counselors	3.00	
Other	-	
TOTAL INSTRUCTIONAL	56.00	
<b>NON-INSTRUCTIONAL PERSONNEL COSTS</b>		
Nurse	-	
Librarian	-	
Custodian	5.00	
Security	1.00	
Other	4.00	
TOTAL NON-INSTRUCTIONAL	10.00	
<b>SUBTOTAL PERSONNEL SERVICE COSTS</b>	82.00	
<b>PAYROLL TAXES AND BENEFITS</b>		
Payroll Taxes		
Fringe / Employee Benefits		
Retirement / Pension		
TOTAL PAYROLL TAXES AND BENEFITS		
<b>TOTAL PERSONNEL SERVICE COSTS</b>	82.00	
<b>CONTRACTED SERVICES</b>		
Accounting / Audit		
Legal		
Management Company Fee		
Nurse Services		
Food Service / School Lunch		
Payroll Services		
Special Ed Services		
Titlement Services (i.e. Title I)		
Other Purchased / Professional / Consulting		
TOTAL CONTRACTED SERVICES		

	SCHOOL FOR YOUNG MEN
<b>Total Revenue</b> <b>Total Expenses</b> <b>Net Income</b> <b>Actual Student Enrollment</b>	
	<b>DESCRIPTION OF ASSUMPTIONS</b>
<b>SCHOOL OPERATIONS</b> Board Expenses Classroom / Teaching Supplies & Materials Special Ed Supplies & Materials Textbooks / Workbooks Supplies & Materials other Equipment / Furniture Telephone Technology Student Testing & Assessment Field Trips Transportation (student) Student Services - other Office Expense Staff Development Staff Recruitment Student Recruitment / Marketing School Meals / Lunch Travel (Staff) Fundraising Other <b>TOTAL SCHOOL OPERATIONS</b>  <b>FACILITY OPERATION &amp; MAINTENANCE</b> Insurance Janitorial Building and Land Rent / Lease / Facility Finance Interest Repairs & Maintenance Equipment / Furniture Security Utilities <b>TOTAL FACILITY OPERATION &amp; MAINTENANCE</b>  <b>DEPRECIATION &amp; AMORTIZATION</b> <b>RESERVES / CONTINGENCY</b>  <b>TOTAL EXPENSES</b>  <b>NET INCOME</b>	

	SCHOOL FOR YOUNG MEN
Total Revenue Total Expenses Net Income Actual Student Enrollment	
	DESCRIPTION OF ASSUMPTIONS
ENROLLMENT - *School Districts Are Linked To Above Entries* Number of Districts: ROCHESTER CITY SD - - - - - - - - - - - - - - ALL OTHER School Districts: ( Weighted Avg ) TOTAL ENROLLMENT  REVENUE PER PUPIL  EXPENSES PER PUPIL	

**UNIVERSITY PREPARATORY CHARTER SCHOOL FOR YOUNG MEN**  
**BALANCE SHEET**  
**2016-17**

	<u>Prior Year</u>	Q1	Q2	Q3	Q4
	<u>Err:508</u>	<u>As of 9/30</u>	<u>As of 12/31</u>	<u>As of 3/31</u>	<u>As of 6/30</u>
<b><u>ASSETS</u></b>					
<b><u>CURRENT ASSETS</u></b>					
Cash and cash equivalents	-	-	-	-	-
Grants and contracts receivable	-	-	-	-	-
Accounts receivables	-	-	-	-	-
Prepaid Expenses	-	-	-	-	-
Contributions and other receivables	-	-	-	-	-
<b>TOTAL CURRENT ASSETS</b>	-	-	-	-	-
<b><u>PROPERTY, BUILDING AND EQUIPMENT, net</u></b>	-	-	-	-	-
<b><u>OTHER ASSETS</u></b>	-	-	-	-	-
<b>TOTAL ASSETS</b>	-	-	-	-	-
<b><u>LIABILITIES AND NET ASSETS</u></b>					
<b><u>CURRENT LIABILITIES</u></b>					
Accounts payable and accrued expenses	-	-	-	-	-
Accrued payroll and benefits	-	-	-	-	-
Deferred Revenue	-	-	-	-	-
Current maturities of long-term debt	-	-	-	-	-
Short Term Debt - Bonds, Notes Payable	-	-	-	-	-
Other	-	-	-	-	-
<b>TOTAL CURRENT LIABILITIES</b>	-	-	-	-	-
<b><u>LONG-TERM DEBT and NOTES PAYABLE, net current maturities</u></b>	-	-	-	-	-
<b>TOTAL LIABILITIES</b>	-	-	-	-	-
<b><u>NET ASSETS</u></b>					
Unrestricted	-	-	-	-	-
Temporarily restricted	-	-	-	-	-
<b>TOTAL NET ASSETS</b>	-	-	-	-	-
<b>TOTAL LIABILITIES AND NET ASSETS</b>	-	-	-	-	-





2016-17

Total Revenue	-	#NAME?	-	-	#NAME?	-	-
Total Expenses	-	#NAME?	-	-	#NAME?	-	-
Net Income	-	#NAME?	-	-	#NAME?	-	-
Actual Student Enrollment	-	#NAME?	-	-	#NAME?	-	-

*NOTE: Enrollment, Revenue and Expenditure Data IN the 'Total and Variance Analysis' Section is Based on LAST ACTUAL Quarter Completed	1st Quarter - 7/1 - 9/30			2nd Quarter - 10/1 - 12/31			3rd Quarter
	Actual	Current Budget	Variance	Actual	Current Budget	Variance	Actual

## EXPENSES

## ADMINISTRATIVE STAFF PERSONNEL COSTS

Quarter 0  
No. of Positions

Executive Management	#NAME?	#NAME?	-	#NAME?	#NAME?	-	#NAME?
Instructional Management	#NAME?	#NAME?	-	#NAME?	#NAME?	-	#NAME?
Deans, Directors & Coordinators	#NAME?	#NAME?	-	#NAME?	#NAME?	-	#NAME?
CFO / Director of Finance	#NAME?	#NAME?	-	#NAME?	#NAME?	-	#NAME?
Operation / Business Manager	#NAME?	#NAME?	-	#NAME?	#NAME?	-	#NAME?
Administrative Staff	#NAME?	#NAME?	-	#NAME?	#NAME?	-	#NAME?
TOTAL ADMINISTRATIVE STAFF	#NAME?	#NAME?	-	#NAME?	#NAME?	-	#NAME?

## INSTRUCTIONAL PERSONNEL COSTS

Teachers - Regular	#NAME?	#NAME?	-	#NAME?	#NAME?	-	#NAME?
Teachers - SPED	#NAME?	#NAME?	-	#NAME?	#NAME?	-	#NAME?
Substitute Teachers	#NAME?	#NAME?	-	#NAME?	#NAME?	-	#NAME?
Teaching Assistants	#NAME?	#NAME?	-	#NAME?	#NAME?	-	#NAME?
Specialty Teachers	#NAME?	#NAME?	-	#NAME?	#NAME?	-	#NAME?
Aides	#NAME?	#NAME?	-	#NAME?	#NAME?	-	#NAME?
Therapists & Counselors	#NAME?	#NAME?	-	#NAME?	#NAME?	-	#NAME?
Other	#NAME?	#NAME?	-	#NAME?	#NAME?	-	#NAME?
TOTAL INSTRUCTIONAL	#NAME?	#NAME?	-	#NAME?	#NAME?	-	#NAME?

## NON-INSTRUCTIONAL PERSONNEL COSTS

Nurse	#NAME?	#NAME?	-	#NAME?	#NAME?	-	#NAME?
Librarian	#NAME?	#NAME?	-	#NAME?	#NAME?	-	#NAME?
Custodian	#NAME?	#NAME?	-	#NAME?	#NAME?	-	#NAME?
Security	#NAME?	#NAME?	-	#NAME?	#NAME?	-	#NAME?
Other	#NAME?	#NAME?	-	#NAME?	#NAME?	-	#NAME?
TOTAL NON-INSTRUCTIONAL	#NAME?	#NAME?	-	#NAME?	#NAME?	-	#NAME?

## SUBTOTAL PERSONNEL SERVICE COSTS

#NAME?	-	#NAME?	-	-	#NAME?	-	-
--------	---	--------	---	---	--------	---	---

## PAYROLL TAXES AND BENEFITS

Payroll Taxes	#NAME?	#NAME?	-	#NAME?	#NAME?	-	#NAME?
Fringe / Employee Benefits	#NAME?	#NAME?	-	#NAME?	#NAME?	-	#NAME?
Retirement / Pension	#NAME?	#NAME?	-	#NAME?	#NAME?	-	#NAME?
TOTAL PAYROLL TAXES AND BENEFITS	-	#NAME?	-	-	#NAME?	-	-

## TOTAL PERSONNEL SERVICE COSTS

#NAME?	-	#NAME?	-	-	#NAME?	-	-
--------	---	--------	---	---	--------	---	---

## CONTRACTED SERVICES

Accounting / Audit	#NAME?	#NAME?	-	#NAME?	#NAME?	-	#NAME?
Legal	#NAME?	#NAME?	-	#NAME?	#NAME?	-	#NAME?
Management Company Fee	#NAME?	#NAME?	-	#NAME?	#NAME?	-	#NAME?
Nurse Services	#NAME?	#NAME?	-	#NAME?	#NAME?	-	#NAME?
Food Service / School Lunch	#NAME?	#NAME?	-	#NAME?	#NAME?	-	#NAME?
Payroll Services	#NAME?	#NAME?	-	#NAME?	#NAME?	-	#NAME?
Special Ed Services	#NAME?	#NAME?	-	#NAME?	#NAME?	-	#NAME?
Titlement Services (i.e. Title I)	#NAME?	#NAME?	-	#NAME?	#NAME?	-	#NAME?
Other Purchased / Professional / Consulting	#NAME?	#NAME?	-	#NAME?	#NAME?	-	#NAME?
TOTAL CONTRACTED SERVICES	-	#NAME?	-	-	#NAME?	-	-

2016-17

Total Revenue	-	#NAME?	-	-	#NAME?	-	-
Total Expenses	-	#NAME?	-	-	#NAME?	-	-
Net Income	-	#NAME?	-	-	#NAME?	-	-
Actual Student Enrollment	-	#NAME?	-	-	#NAME?	-	-

\*NOTE: Enrollment, Revenue and Expenditure Data IN the 'Total and Variance Analysis' Section is Based on LAST ACTUAL Quarter Completed

1st Quarter - 7/1 - 9/30

2nd Quarter - 10/1 - 12/31

3rd Quarter

	Actual	Current Budget	Variance	Actual	Current Budget	Variance	Actual
<b>SCHOOL OPERATIONS</b>							
Board Expenses		#NAME?	-		#NAME?	-	
Classroom / Teaching Supplies & Materials		#NAME?	-		#NAME?	-	
Special Ed Supplies & Materials		#NAME?	-		#NAME?	-	
Textbooks / Workbooks		#NAME?	-		#NAME?	-	
Supplies & Materials other		#NAME?	-		#NAME?	-	
Equipment / Furniture		#NAME?	-		#NAME?	-	
Telephone		#NAME?	-		#NAME?	-	
Technology		#NAME?	-		#NAME?	-	
Student Testing & Assessment		#NAME?	-		#NAME?	-	
Field Trips		#NAME?	-		#NAME?	-	
Transportation (student)		#NAME?	-		#NAME?	-	
Student Services - other		#NAME?	-		#NAME?	-	
Office Expense		#NAME?	-		#NAME?	-	
Staff Development		#NAME?	-		#NAME?	-	
Staff Recruitment		#NAME?	-		#NAME?	-	
Student Recruitment / Marketing		#NAME?	-		#NAME?	-	
School Meals / Lunch		#NAME?	-		#NAME?	-	
Travel (Staff)		#NAME?	-		#NAME?	-	
Fundraising		#NAME?	-		#NAME?	-	
Other		#NAME?	-		#NAME?	-	
TOTAL SCHOOL OPERATIONS	-	#NAME?	-	-	#NAME?	-	-
<b>FACILITY OPERATION &amp; MAINTENANCE</b>							
Insurance		#NAME?	-		#NAME?	-	
Janitorial		#NAME?	-		#NAME?	-	
Building and Land Rent / Lease / Facility Finance Interest		#NAME?	-		#NAME?	-	
Repairs & Maintenance		#NAME?	-		#NAME?	-	
Equipment / Furniture		#NAME?	-		#NAME?	-	
Security		#NAME?	-		#NAME?	-	
Utilities		#NAME?	-		#NAME?	-	
TOTAL FACILITY OPERATION & MAINTENANCE	-	#NAME?	-	-	#NAME?	-	-
<b>DEPRECIATION &amp; AMORTIZATION</b>							
<b>RESERVES / CONTINGENCY</b>							
<b>TOTAL EXPENSES</b>	-	#NAME?	-	-	#NAME?	-	-
<b>NET INCOME</b>	-	#NAME?	-	-	#NAME?	-	-

UNIVERSITY PREPARATORY CHARTER SCH  
Budget / Operating Plan

Total Revenue	-	#NAME?	-	-	#NAME?	-	-
Total Expenses	-	#NAME?	-	-	#NAME?	-	-
Net Income	-	#NAME?	-	-	#NAME?	-	-
Actual Student Enrollment	-	#NAME?	-	-	#NAME?	-	-

*NOTE: Enrollment, Revenue and Expenditure Data IN the 'Total and Variance Analysis' Section is Based on LAST ACTUAL Quarter Completed	1st Quarter - 7/1 - 9/30			2nd Quarter - 10/1 - 12/31			3rd Quarter
	Actual	Current Budget	Variance	Actual	Current Budget	Variance	Actual

ENROLLMENT - *School Districts Are Linked To Above Entries*							
ROCHESTER CITY SD	-	#NAME?	-	-	#NAME?	-	-
-	-	#NAME?	-	-	#NAME?	-	-
-	-	#NAME?	-	-	#NAME?	-	-
-	-	#NAME?	-	-	#NAME?	-	-
-	-	#NAME?	-	-	#NAME?	-	-
-	-	#NAME?	-	-	#NAME?	-	-
-	-	#NAME?	-	-	#NAME?	-	-
-	-	#NAME?	-	-	#NAME?	-	-
-	-	#NAME?	-	-	#NAME?	-	-
-	-	#NAME?	-	-	#NAME?	-	-
-	-	#NAME?	-	-	#NAME?	-	-
-	-	#NAME?	-	-	#NAME?	-	-
-	-	#NAME?	-	-	#NAME?	-	-
-	-	#NAME?	-	-	#NAME?	-	-
-	-	#NAME?	-	-	#NAME?	-	-
-	-	#NAME?	-	-	#NAME?	-	-
ALL OTHER School Districts: ( Count = 0 )	-	#NAME?	-	-	#NAME?	-	-
TOTAL ENROLLMENT	-	#NAME?	-	-	#NAME?	-	-
REVENUE PER PUPIL	-	#NAME?	-	-	#NAME?	-	-
EXPENSES PER PUPIL	-	#NAME?	-	-	#NAME?	-	-

OOL FOR YOUNG MEN									
n									
Total Revenue	#NAME?	-	-	#NAME?	-				
Total Expenses	#NAME?	-	-	#NAME?	-				
Net Income	#NAME?	-	-	#NAME?	-				
Actual Student Enrollment	#NAME?	-	-	#NAME?	-				

OOL FOR YOUNG MEN					
n					
Total Revenue	#NAME?	-	-	#NAME?	-
Total Expenses	#NAME?	-	-	#NAME?	-
Net Income	#NAME?	-	-	#NAME?	-
Actual Student Enrollment	#NAME?	-	-	#NAME?	-
*NOTE: Enrollment, Revenue and Expenditure Data IN the 'Total and Variance Analysis' Section is Based on LAST ACTUAL Quarter Completed		Quarter - 1/1 - 3/31		4th Quarter - 4/1 - 6/30	
		Current Budget	Variance	Actual	Current Budget Variance
<b>EXPENSES</b>					
<b>ADMINISTRATIVE STAFF PERSONNEL COSTS</b>		Quarter 0			
		No. of Positions			
Executive Management	#NAME?	#NAME?	-	#NAME?	-
Instructional Management	#NAME?	#NAME?	-	#NAME?	-
Deans, Directors & Coordinators	#NAME?	#NAME?	-	#NAME?	-
CFO / Director of Finance	#NAME?	#NAME?	-	#NAME?	-
Operation / Business Manager	#NAME?	#NAME?	-	#NAME?	-
Administrative Staff	#NAME?	#NAME?	-	#NAME?	-
TOTAL ADMINISTRATIVE STAFF	#NAME?	#NAME?	-	#NAME?	-
<b>INSTRUCTIONAL PERSONNEL COSTS</b>					
Teachers - Regular	#NAME?	#NAME?	-	#NAME?	-
Teachers - SPED	#NAME?	#NAME?	-	#NAME?	-
Substitute Teachers	#NAME?	#NAME?	-	#NAME?	-
Teaching Assistants	#NAME?	#NAME?	-	#NAME?	-
Specialty Teachers	#NAME?	#NAME?	-	#NAME?	-
Aides	#NAME?	#NAME?	-	#NAME?	-
Therapists & Counselors	#NAME?	#NAME?	-	#NAME?	-
Other	#NAME?	#NAME?	-	#NAME?	-
TOTAL INSTRUCTIONAL	#NAME?	#NAME?	-	#NAME?	-
<b>NON-INSTRUCTIONAL PERSONNEL COSTS</b>					
Nurse	#NAME?	#NAME?	-	#NAME?	-
Librarian	#NAME?	#NAME?	-	#NAME?	-
Custodian	#NAME?	#NAME?	-	#NAME?	-
Security	#NAME?	#NAME?	-	#NAME?	-
Other	#NAME?	#NAME?	-	#NAME?	-
TOTAL NON-INSTRUCTIONAL	#NAME?	#NAME?	-	#NAME?	-
<b>SUBTOTAL PERSONNEL SERVICE COSTS</b>		#NAME?	-	#NAME?	-
<b>PAYROLL TAXES AND BENEFITS</b>					
Payroll Taxes		#NAME?	-	#NAME?	-
Fringe / Employee Benefits		#NAME?	-	#NAME?	-
Retirement / Pension		#NAME?	-	#NAME?	-
TOTAL PAYROLL TAXES AND BENEFITS		#NAME?	-	#NAME?	-
<b>TOTAL PERSONNEL SERVICE COSTS</b>		#NAME?	-	#NAME?	-
<b>CONTRACTED SERVICES</b>					
Accounting / Audit		#NAME?	-	#NAME?	-
Legal		#NAME?	-	#NAME?	-
Management Company Fee		#NAME?	-	#NAME?	-
Nurse Services		#NAME?	-	#NAME?	-
Food Service / School Lunch		#NAME?	-	#NAME?	-
Payroll Services		#NAME?	-	#NAME?	-
Special Ed Services		#NAME?	-	#NAME?	-
Titlement Services (i.e. Title I)		#NAME?	-	#NAME?	-
Other Purchased / Professional / Consulting		#NAME?	-	#NAME?	-
TOTAL CONTRACTED SERVICES		#NAME?	-	#NAME?	-

OOL FOR YOUNG MEN					
n					
Total Revenue	#NAME?	-	-	#NAME?	-
Total Expenses	#NAME?	-	-	#NAME?	-
Net Income	#NAME?	-	-	#NAME?	-
Actual Student Enrollment	#NAME?	-	-	#NAME?	-
*NOTE: Enrollment, Revenue and Expenditure Data IN the 'Total and Variance Analysis' Section is Based on LAST ACTUAL Quarter Completed		Quarter - 1/1 - 3/31		4th Quarter - 4/1 - 6/30	
		Current Budget	Variance	Actual	Current Budget Variance
SCHOOL OPERATIONS					
Board Expenses	#NAME?	-		#NAME?	-
Classroom / Teaching Supplies & Materials	#NAME?	-		#NAME?	-
Special Ed Supplies & Materials	#NAME?	-		#NAME?	-
Textbooks / Workbooks	#NAME?	-		#NAME?	-
Supplies & Materials other	#NAME?	-		#NAME?	-
Equipment / Furniture	#NAME?	-		#NAME?	-
Telephone	#NAME?	-		#NAME?	-
Technology	#NAME?	-		#NAME?	-
Student Testing & Assessment	#NAME?	-		#NAME?	-
Field Trips	#NAME?	-		#NAME?	-
Transportation (student)	#NAME?	-		#NAME?	-
Student Services - other	#NAME?	-		#NAME?	-
Office Expense	#NAME?	-		#NAME?	-
Staff Development	#NAME?	-		#NAME?	-
Staff Recruitment	#NAME?	-		#NAME?	-
Student Recruitment / Marketing	#NAME?	-		#NAME?	-
School Meals / Lunch	#NAME?	-		#NAME?	-
Travel (Staff)	#NAME?	-		#NAME?	-
Fundraising	#NAME?	-		#NAME?	-
Other	#NAME?	-		#NAME?	-
TOTAL SCHOOL OPERATIONS	#NAME?	-	-	#NAME?	-
FACILITY OPERATION & MAINTENANCE					
Insurance	#NAME?	-		#NAME?	-
Janitorial	#NAME?	-		#NAME?	-
Building and Land Rent / Lease / Facility Finance Interest	#NAME?	-		#NAME?	-
Repairs & Maintenance	#NAME?	-		#NAME?	-
Equipment / Furniture	#NAME?	-		#NAME?	-
Security	#NAME?	-		#NAME?	-
Utilities	#NAME?	-		#NAME?	-
TOTAL FACILITY OPERATION & MAINTENANCE	#NAME?	-	-	#NAME?	-
DEPRECIATION & AMORTIZATION					
	#NAME?	-		#NAME?	-
RESERVES / CONTINGENCY					
	#NAME?	-		#NAME?	-
TOTAL EXPENSES	#NAME?	-	-	#NAME?	-
NET INCOME	#NAME?	-	-	#NAME?	-

OOL FOR YOUNG MEN					
n					
Total Revenue	#NAME?	-	-	#NAME?	-
Total Expenses	#NAME?	-	-	#NAME?	-
Net Income	#NAME?	-	-	#NAME?	-
Actual Student Enrollment	#NAME?	-	-	#NAME?	-
*NOTE: Enrollment, Revenue and Expenditure Data IN the 'Total and Variance Analysis' Section is Based on LAST ACTUAL Quarter Completed		3rd Quarter - 1/1 - 3/31		4th Quarter - 4/1 - 6/30	
		Current Budget	Variance	Actual	Current Budget Variance
ENROLLMENT - *School Districts Are Linked To Above Entries*					
ROCHESTER CITY SD	#NAME?	-	-	#NAME?	-
-	#NAME?	-	-	#NAME?	-
-	#NAME?	-	-	#NAME?	-
-	#NAME?	-	-	#NAME?	-
-	#NAME?	-	-	#NAME?	-
-	#NAME?	-	-	#NAME?	-
-	#NAME?	-	-	#NAME?	-
-	#NAME?	-	-	#NAME?	-
-	#NAME?	-	-	#NAME?	-
-	#NAME?	-	-	#NAME?	-
-	#NAME?	-	-	#NAME?	-
-	#NAME?	-	-	#NAME?	-
-	#NAME?	-	-	#NAME?	-
-	#NAME?	-	-	#NAME?	-
-	#NAME?	-	-	#NAME?	-
ALL OTHER School Districts: ( Count = 0 )	#NAME?	-	-	#NAME?	-
TOTAL ENROLLMENT	#NAME?	-	-	#NAME?	-
REVENUE PER PUPIL	#NAME?	-	-	#NAME?	-
EXPENSES PER PUPIL	#NAME?	-	-	#NAME?	-



--

UNIVERSITY PREPARATORY CHARTER SCHOOL  
Budget / Operating Plan

Total Revenue	
Total Expenses	
Net Income	
Actual Student Enrollment	

**\*NOTE: Enrollment, Revenue and Expenditure Data IN the 'Total and Variance Analysis' Section is Based on LAST ACTUAL Quarter Completed**

REVENUE	
REVENUES FROM STATE SOURCES	
Per Pupil Revenue	CY Per Pupil Rate
ROCHESTER CITY SD	#NAME?
-	#N/A
-	#N/A
-	#N/A
-	#N/A
-	#N/A
-	#N/A
-	#N/A
-	#N/A
-	#N/A
-	#N/A
-	#N/A
-	#N/A
-	#N/A
ALL OTHER School Districts: ( Count = 0 )	#N/A
TOTAL Per Pupil Revenue (Weighted Average Per Pupil Funding)	#NAME?
Special Education Revenue	
Grants	
Stimulus	
DYCD (Department of Youth and Community Development)	
Other	
Other	
TOTAL REVENUE FROM STATE SOURCES	
REVENUE FROM FEDERAL FUNDING	
IDEA Special Needs	
Title I	
Title Funding - Other	
School Food Service (Free Lunch)	
Grants	
Charter School Program (CSP) Planning & Implementation	
Other	
Other	
TOTAL REVENUE FROM FEDERAL SOURCES	
LOCAL and OTHER REVENUE	
Contributions and Donations	
Fundraising	
Erate Reimbursement	
Earnings on Investments	
Interest Income	
Food Service (Income from meals)	
Text Book	
OTHER	
TOTAL REVENUE FROM LOCAL and OTHER SOURCES	
TOTAL REVENUE	

UNIVERSITY PREPARATORY CHARTER SCHOOL

Budget / Operating Plan

2016-17

Total Revenue	-	-	-	#NAME?	#NAME?	-	-
Total Expenses	-	-	-	#NAME?	#NAME?	-	-
Net Income	-	-	-	#NAME?	#NAME?	-	-
Actual Student Enrollment	-	-	-			-	-

\*NOTE: Enrollment, Revenue and Expenditure Data IN the 'Total and Variance Analysis' Section is Based on LAST ACTUAL Quarter Completed

TOTALS AND VARIANCE ANALYSIS

EXPENSES

ADMINISTRATIVE STAFF PERSONNEL COSTS

Quarter 0  
No. of Positions

Executive Management	#NAME?	-	-	-	#NAME?	#NAME?	-	-
Instructional Management	#NAME?	-	-	-	#NAME?	#NAME?	-	-
Deans, Directors & Coordinators	#NAME?	-	-	-	#NAME?	#NAME?	-	-
CFO / Director of Finance	#NAME?	-	-	-	#NAME?	#NAME?	-	-
Operation / Business Manager	#NAME?	-	-	-	#NAME?	#NAME?	-	-
Administrative Staff	#NAME?	-	-	-	#NAME?	#NAME?	-	-
TOTAL ADMINISTRATIVE STAFF	#NAME?	-	-	-	#NAME?	#NAME?	-	-

INSTRUCTIONAL PERSONNEL COSTS

Teachers - Regular	#NAME?	-	-	-	#NAME?	#NAME?	-	-
Teachers - SPED	#NAME?	-	-	-	#NAME?	#NAME?	-	-
Substitute Teachers	#NAME?	-	-	-	#NAME?	#NAME?	-	-
Teaching Assistants	#NAME?	-	-	-	#NAME?	#NAME?	-	-
Specialty Teachers	#NAME?	-	-	-	#NAME?	#NAME?	-	-
Aides	#NAME?	-	-	-	#NAME?	#NAME?	-	-
Therapists & Counselors	#NAME?	-	-	-	#NAME?	#NAME?	-	-
Other	#NAME?	-	-	-	#NAME?	#NAME?	-	-
TOTAL INSTRUCTIONAL	#NAME?	-	-	-	#NAME?	#NAME?	-	-

NON-INSTRUCTIONAL PERSONNEL COSTS

Nurse	#NAME?	-	-	-	#NAME?	#NAME?	-	-
Librarian	#NAME?	-	-	-	#NAME?	#NAME?	-	-
Custodian	#NAME?	-	-	-	#NAME?	#NAME?	-	-
Security	#NAME?	-	-	-	#NAME?	#NAME?	-	-
Other	#NAME?	-	-	-	#NAME?	#NAME?	-	-
TOTAL NON-INSTRUCTIONAL	#NAME?	-	-	-	#NAME?	#NAME?	-	-

SUBTOTAL PERSONNEL SERVICE COSTS

PAYROLL TAXES AND BENEFITS		-	-	-	#NAME?	#NAME?	-	-
Payroll Taxes		-	-	-	#NAME?	#NAME?	-	-
Fringe / Employee Benefits		-	-	-	#NAME?	#NAME?	-	-
Retirement / Pension		-	-	-	#NAME?	#NAME?	-	-
TOTAL PAYROLL TAXES AND BENEFITS		-	-	-	#NAME?	#NAME?	-	-

TOTAL PERSONNEL SERVICE COSTS

	#NAME?	-	-	-	#NAME?	#NAME?	-	-
--	--------	---	---	---	--------	--------	---	---

CONTRACTED SERVICES

Accounting / Audit		-	-	-	#NAME?	#NAME?	-	-
Legal		-	-	-	#NAME?	#NAME?	-	-
Management Company Fee		-	-	-	#NAME?	#NAME?	-	-
Nurse Services		-	-	-	#NAME?	#NAME?	-	-
Food Service / School Lunch		-	-	-	#NAME?	#NAME?	-	-
Payroll Services		-	-	-	#NAME?	#NAME?	-	-
Special Ed Services		-	-	-	#NAME?	#NAME?	-	-
Titlement Services (i.e. Title I)		-	-	-	#NAME?	#NAME?	-	-
Other Purchased / Professional / Consulting		-	-	-	#NAME?	#NAME?	-	-
TOTAL CONTRACTED SERVICES		-	-	-	#NAME?	#NAME?	-	-

Total Revenue	-	-	-	#NAME?	#NAME?	-	-
Total Expenses	-	-	-	#NAME?	#NAME?	-	-
Net Income	-	-	-	#NAME?	#NAME?	-	-
Actual Student Enrollment	-	-	-			-	-

*NOTE: Enrollment, Revenue and Expenditure Data IN the 'Total and Variance Analysis' Section is Based on LAST ACTUAL Quarter Completed	TOTALS AND VARIANCE ANALYSIS						
		Actual	vs.		Actual	Original	Actual
	Actual	Budget (Current Quarter)	Current Budget	Budget - TY	vs. Current Budget TY	Budget (Current Quarter)	vs. Original Budget
SCHOOL OPERATIONS							
Board Expenses	-	-	-	#NAME?	#NAME?	-	-
Classroom / Teaching Supplies & Materials	-	-	-	#NAME?	#NAME?	-	-
Special Ed Supplies & Materials	-	-	-	#NAME?	#NAME?	-	-
Textbooks / Workbooks	-	-	-	#NAME?	#NAME?	-	-
Supplies & Materials other	-	-	-	#NAME?	#NAME?	-	-
Equipment / Furniture	-	-	-	#NAME?	#NAME?	-	-
Telephone	-	-	-	#NAME?	#NAME?	-	-
Technology	-	-	-	#NAME?	#NAME?	-	-
Student Testing & Assessment	-	-	-	#NAME?	#NAME?	-	-
Field Trips	-	-	-	#NAME?	#NAME?	-	-
Transportation (student)	-	-	-	#NAME?	#NAME?	-	-
Student Services - other	-	-	-	#NAME?	#NAME?	-	-
Office Expense	-	-	-	#NAME?	#NAME?	-	-
Staff Development	-	-	-	#NAME?	#NAME?	-	-
Staff Recruitment	-	-	-	#NAME?	#NAME?	-	-
Student Recruitment / Marketing	-	-	-	#NAME?	#NAME?	-	-
School Meals / Lunch	-	-	-	#NAME?	#NAME?	-	-
Travel (Staff)	-	-	-	#NAME?	#NAME?	-	-
Fundraising	-	-	-	#NAME?	#NAME?	-	-
Other	-	-	-	#NAME?	#NAME?	-	-
TOTAL SCHOOL OPERATIONS	-	-	-	#NAME?	#NAME?	-	-
FACILITY OPERATION & MAINTENANCE							
Insurance	-	-	-	#NAME?	#NAME?	-	-
Janitorial	-	-	-	#NAME?	#NAME?	-	-
Building and Land Rent / Lease / Facility Finance Interest	-	-	-	#NAME?	#NAME?	-	-
Repairs & Maintenance	-	-	-	#NAME?	#NAME?	-	-
Equipment / Furniture	-	-	-	#NAME?	#NAME?	-	-
Security	-	-	-	#NAME?	#NAME?	-	-
Utilities	-	-	-	#NAME?	#NAME?	-	-
TOTAL FACILITY OPERATION & MAINTENANCE	-	-	-	#NAME?	#NAME?	-	-
DEPRECIATION & AMORTIZATION	-	-	-	#NAME?	#NAME?	-	-
RESERVES / CONTINGENCY	-	-	-	#NAME?	#NAME?	-	-
TOTAL EXPENSES	-	-	-	#NAME?	#NAME?	-	-
NET INCOME	-	-	-	#NAME?	#NAME?	-	-

Total Revenue	-	-	-	#NAME?	#NAME?	-	-
Total Expenses	-	-	-	#NAME?	#NAME?	-	-
Net Income	-	-	-	#NAME?	#NAME?	-	-
Actual Student Enrollment	-	-	-			-	-

\*NOTE: Enrollment, Revenue and Expenditure Data IN the 'Total and Variance Analysis' Section is Based on LAST ACTUAL Quarter Completed

TOTALS AND VARIANCE ANALYSIS

*NOTE: Enrollment, Revenue and Expenditure Data IN the 'Total and Variance Analysis' Section is Based on LAST ACTUAL Quarter Completed	Actual vs.			Actual vs.	Original Budget (Current Quarter)	Actual vs. Original Budget
	Actual	Current Budget (Current Quarter)	Current Budget	Current Budget - TY	Current Budget TY	
ENROLLMENT - *School Districts Are Linked To Above Entries*	* Enrollment Data Based on Last Actual Quarter Completed					
ROCHESTER CITY SD	-	-	-			-
-	-	-	-			-
-	-	-	-			-
-	-	-	-			-
-	-	-	-			-
-	-	-	-			-
-	-	-	-			-
-	-	-	-			-
-	-	-	-			-
-	-	-	-			-
-	-	-	-			-
-	-	-	-			-
-	-	-	-			-
-	-	-	-			-
-	-	-	-			-
-	-	-	-			-
ALL OTHER School Districts: ( Count = 0 )	-	-	-			-
TOTAL ENROLLMENT	-	-	-			-
REVENUE PER PUPIL	-	-	-			-
EXPENSES PER PUPIL	-	-	-			-

# L FOR YOUNG MEN

Total Revenue	#NAME?	#NAME?	-	-
Total Expenses	6,671,573	6,671,573	-	-
Net Income	#NAME?	#NAME?	-	-
Actual Student Enrollment			-	
		5		
*NOTE: Enrollment, Revenue and Expenditure Data IN the 'Total and Variance Analysis' Section is Based on LAST ACTUAL Quarter Completed		Actual vs. Original Budget TY	PY Actual (PY TY / No. of COMPLETED Actual CY Quarters	Actual CY vs. Actual PY
<b>REVENUE</b>				
<b>REVENUES FROM STATE SOURCES</b>				
Per Pupil Revenue	CY Per Pupil Rate			
ROCHESTER CITY SD	#NAME?	#NAME?	#NAME?	-
-	#N/A	#N/A	#N/A	-
-	#N/A	#N/A	#N/A	-
-	#N/A	#N/A	#N/A	-
-	#N/A	#N/A	#N/A	-
-	#N/A	#N/A	#N/A	-
-	#N/A	#N/A	#N/A	-
-	#N/A	#N/A	#N/A	-
-	#N/A	#N/A	#N/A	-
-	#N/A	#N/A	#N/A	-
-	#N/A	#N/A	#N/A	-
-	#N/A	#N/A	#N/A	-
-	#N/A	#N/A	#N/A	-
-	#N/A	#N/A	#N/A	-
-	#N/A	#N/A	#N/A	-
ALL OTHER School Districts: ( Count = 0 )	#N/A	#N/A	#N/A	-
TOTAL Per Pupil Revenue (Weighted Average Per Pupil Funding)	#NAME?	#NAME?	#NAME?	-
Special Education Revenue		800,000	(800,000)	-
Grants				
Stimulus		-	-	-
DYCD (Department of Youth and Community Development)		-	-	-
Other		-	-	-
Other		-	-	-
TOTAL REVENUE FROM STATE SOURCES	#NAME?	#NAME?	-	-
<b>REVENUE FROM FEDERAL FUNDING</b>				
IDEA Special Needs		59,000	(59,000)	-
Title I		215,000	(215,000)	-
Title Funding - Other		9,000	(9,000)	-
School Food Service (Free Lunch)		-	-	-
Grants				
Charter School Program (CSP) Planning & Implementation		-	-	-
Other		-	-	-
Other		-	-	-
TOTAL REVENUE FROM FEDERAL SOURCES		283,000	(283,000)	-
<b>LOCAL and OTHER REVENUE</b>				
Contributions and Donations		-	-	-
Fundraising		-	-	-
Erate Reimbursement		-	-	-
Earnings on Investments		-	-	-
Interest Income		-	-	-
Food Service (Income from meals)		300,000	(300,000)	-
Text Book		-	-	-
OTHER		-	-	-
TOTAL REVENUE FROM LOCAL and OTHER SOURCES		300,000	(300,000)	-
<b>TOTAL REVENUE</b>	#NAME?	#NAME?	-	-

## L FOR YOUNG MEN

Total Revenue	#NAME?	#NAME?	-	-
Total Expenses	6,671,573	6,671,573	-	-
Net Income	#NAME?	#NAME?	-	-
Actual Student Enrollment			-	

*NOTE: Enrollment, Revenue and Expenditure Data IN the 'Total and Variance Analysis' Section is Based on LAST ACTUAL Quarter Completed	5			
	Original Budget - TY	Actual vs. Original Budget TY	PY Actual (PY TY / No. of COMPLETED Actual CY Quarters	Actual CY vs. Actual PY

## EXPENSES

## ADMINISTRATIVE STAFF PERSONNEL COSTS

Executive Management  
Instructional Management  
Deans, Directors & Coordinators  
CFO / Director of Finance  
Operation / Business Manager  
Administrative Staff

## TOTAL ADMINISTRATIVE STAFF

## INSTRUCTIONAL PERSONNEL COSTS

Teachers - Regular  
Teachers - SPED  
Substitute Teachers  
Teaching Assistants  
Specialty Teachers  
Aides  
Therapists & Counselors  
Other

## TOTAL INSTRUCTIONAL

## NON-INSTRUCTIONAL PERSONNEL COSTS

Nurse  
Librarian  
Custodian  
Security  
Other

## TOTAL NON-INSTRUCTIONAL

## SUBTOTAL PERSONNEL SERVICE COSTS

## PAYROLL TAXES AND BENEFITS

Payroll Taxes  
Fringe / Employee Benefits  
Retirement / Pension

## TOTAL PAYROLL TAXES AND BENEFITS

## TOTAL PERSONNEL SERVICE COSTS

## CONTRACTED SERVICES

Accounting / Audit  
Legal  
Management Company Fee  
Nurse Services  
Food Service / School Lunch  
Payroll Services  
Special Ed Services  
Titlement Services (i.e. Title I)  
Other Purchased / Professional / Consulting

## TOTAL CONTRACTED SERVICES

Quarter 0  
No. of Positions

#NAME?	134,010	134,010	-	-
#NAME?	354,365	354,365	-	-
#NAME?	297,947	297,947	-	-
#NAME?	-	-	-	-
#NAME?	44,262	44,262	-	-
#NAME?	103,043	103,043	-	-
#NAME?	933,627	933,627	-	-
#NAME?	1,568,348	1,568,348	-	-
#NAME?	286,879	286,879	-	-
#NAME?	-	-	-	-
#NAME?	-	-	-	-
#NAME?	614,942	614,942	-	-
#NAME?	-	-	-	-
#NAME?	137,645	137,645	-	-
#NAME?	-	-	-	-
#NAME?	2,607,814	2,607,814	-	-
#NAME?	-	-	-	-
#NAME?	-	-	-	-
#NAME?	163,426	163,426	-	-
#NAME?	26,880	26,880	-	-
#NAME?	92,448	92,448	-	-
#NAME?	282,754	282,754	-	-
#NAME?	3,824,195	3,824,195	-	-
#NAME?	360,378	360,378	-	-
#NAME?	420,000	420,000	-	-
#NAME?	250,000	250,000	-	-
#NAME?	1,030,378	1,030,378	-	-
#NAME?	4,854,573	4,854,573	-	-
#NAME?	17,000	17,000	-	-
#NAME?	12,000	12,000	-	-
#NAME?	-	-	-	-
#NAME?	-	-	-	-
#NAME?	230,000	230,000	-	-
#NAME?	12,000	12,000	-	-
#NAME?	-	-	-	-
#NAME?	-	-	-	-
#NAME?	230,000	230,000	-	-
#NAME?	501,000	501,000	-	-

# L FOR YOUNG MEN

Total Revenue	#NAME?	#NAME?	-	-
Total Expenses	6,671,573	6,671,573	-	-
Net Income	#NAME?	#NAME?	-	-
Actual Student Enrollment			-	
5				
*NOTE: Enrollment, Revenue and Expenditure Data IN the 'Total and Variance Analysis' Section is Based on LAST ACTUAL Quarter Completed				
	Original Budget - TY	Actual vs. Original Budget TY	PY Actual (PY TY / No. of COMPLETED Actual CY Quarters	Actual CY vs. Actual PY
<b>SCHOOL OPERATIONS</b>				
Board Expenses	9,000	9,000	-	-
Classroom / Teaching Supplies & Materials	-	-	-	-
Special Ed Supplies & Materials	-	-	-	-
Textbooks / Workbooks	60,000	60,000	-	-
Supplies & Materials other	70,000	70,000	-	-
Equipment / Furniture	30,000	30,000	-	-
Telephone	10,000	10,000	-	-
Technology	90,000	90,000	-	-
Student Testing & Assessment	15,000	15,000	-	-
Field Trips	40,000	40,000	-	-
Transportation (student)	40,000	40,000	-	-
Student Services - other	40,000	40,000	-	-
Office Expense	70,000	70,000	-	-
Staff Development	40,000	40,000	-	-
Staff Recruitment	-	-	-	-
Student Recruitment / Marketing	15,000	15,000	-	-
School Meals / Lunch	-	-	-	-
Travel (Staff)	10,000	10,000	-	-
Fundraising	-	-	-	-
Other	210,000	210,000	-	-
TOTAL SCHOOL OPERATIONS	749,000	749,000	-	-
<b>FACILITY OPERATION &amp; MAINTENANCE</b>				
Insurance	68,000	68,000	-	-
Janitorial	24,000	24,000	-	-
Building and Land Rent / Lease / Facility Finance Interest	-	-	-	-
Repairs & Maintenance	90,000	90,000	-	-
Equipment / Furniture	-	-	-	-
Security	-	-	-	-
Utilities	125,000	125,000	-	-
TOTAL FACILITY OPERATION & MAINTENANCE	307,000	307,000	-	-
<b>DEPRECIATION &amp; AMORTIZATION</b>	260,000	260,000	-	-
<b>RESERVES / CONTINGENCY</b>	-	-	-	-
<b>TOTAL EXPENSES</b>	<b>6,671,573</b>	<b>6,671,573</b>	-	-
<b>NET INCOME</b>	<b>#NAME?</b>	<b>#NAME?</b>	-	-

L FOR YOUNG MEN

Total Revenue	#NAME?	#NAME?	-	-
Total Expenses	6,671,573	6,671,573	-	-
Net Income	#NAME?	#NAME?	-	-
Actual Student Enrollment			-	
		5		
*NOTE: Enrollment, Revenue and Expenditure Data IN the 'Total and Variance Analysis' Section is Based on LAST ACTUAL Quarter Completed		Actual vs. Original Budget - TY	P Y Actual (P Y TY / No. of COMPLETED Actual CY Quarters	Actual CY vs. Actual PY

ENROLLMENT - *School Districts Are Linked To Above Entries*				
ROCHESTER CITY SD			-	-
-			-	-
-			-	-
-			-	-
-			-	-
-			-	-
-			-	-
-			-	-
-			-	-
-			-	-
-			-	-
-			-	-
-			-	-
-			-	-
-			-	-
ALL OTHER School Districts: ( Count = 0 )			-	-
TOTAL ENROLLMENT			-	-
REVENUE PER PUPIL			-	-
EXPENSES PER PUPIL			-	-





**Charter Schools Institute**  
The State University of New York

**Annual Report Requirement**  
*for SUNY Authorized Charter Schools*

**UNIVERSITY PREPARATORY CHARTER SCHOOL FOR YOUNG MEN**  
**2016-17**

Administrative  
expenditures per pupil:

\$0.00

Per NYS Statute

Administrative expenditures per pupil: the sum of all general administration salaries and other general administration expenditures divided by the total number of enrolled students. Employee benefit costs or expenditures should not be reported here.

**\*NOTE: THIS TAB ONLY NEEDS TO BE COMPLETED FOR Q4**



DISCLOSURE OF FINANCIAL INTEREST  
BY A NOT-FOR-PROFIT CHARTER SCHOOL  
EDUCATION CORPORATION TRUSTEE

1. Name of education corporation: University Preparatory Charter School for Young Men
2. Trustee's name (print): Marie Cianca
3. Position(s) on board, if any: (e.g., chair, treasurer, committee chair, etc.): \_\_\_\_\_

8. Is Trustee an employee of the education corporation? \_\_\_\_ Yes. ☒ No. If you checked yes, please provide a description of the position you hold, your salary and your start date.

9. Identify each interest/transaction (and provide the requested information) that you or any of your immediate family members have held or engaged in with the education corporation during the prior school year. If there has been no such financial interest or transaction, please write "None." Please note that if you answered yes to Question 8, you need not disclose again your employment status, salary, etc.

Date(s)	Nature of Financial Interest/Transaction	Steps Taken to Avoid a Conflict of Interest, (e.g., did not vote, did not participate in discussion)	Identity of Person Holding Interest or Engaging in Transaction (e.g., you and/or immediate family member (name))
Please write "None" if applicable. Do not leave this space blank.			

10. Identify each individual, business, corporation, union association, firm, partnership, committee proprietorship, franchise holding company, joint stock company, business or real estate trust, non-profit organization, or other organization or group of people doing business with the education corporation *and* in which such entity, during the preceding school year (July 1 – June 30), you and/or your immediate family member(s) had a financial interest or other relationship. If you are a member, director, officer or employee of an organization formally partnered with the education corporation that is doing business with the education corporation through a management or services agreement, you need not list every transaction between such entity and the education corporation that is pursuant to such agreement; rather, please identify only the name of the entity, your position in the entity as well as the relationship between such entity and the education corporation. If there was no financial interest, please write "None."

Entity Conducting Business with the Education Corporation	Nature of Business Conducted	Approximate Value of the Business Conducted	Name of Trustee and/or Immediate Family Holding an Interest in the Entity Conducting Business with the Education Corporation and the Nature of the Interest	Steps Taken to Avoid Conflict of Interest
Please write "None" if applicable. Do not leave this space blank.				

Maria Cionca  
Signature

7/26/16  
Date



DISCLOSURE OF FINANCIAL INTEREST  
BY A NOT-FOR-PROFIT CHARTER SCHOOL  
EDUCATION CORPORATION TRUSTEE

1. Name of education corporation: UNIVERSITY PREPARATORY CHARTER SCHOOL FOR YOUNG MEN
2. Trustee's name (print): EDWARD A. YANSEN
3. Position(s) on board, if any: (e.g., chair, treasurer, committee chair, etc.): \_\_\_\_\_  
PRESIDENT OF THE BOARD, MEMBER OF FINANCE COMMITTEE

8. Is Trustee an employee of the education corporation? \_\_\_\_ Yes. ☒ No. If you checked yes, please provide a description of the position you hold, your salary and your start date.

9. Identify each interest/transaction (and provide the requested information) that you or any of your immediate family members have held or engaged in with the education corporation during the prior school year. If there has been no such financial interest or transaction, please write "None." Please note that if you answered yes to Question 8, you need not disclose again your employment status, salary, etc.

Date(s)	Nature of Financial Interest/Transaction	Steps Taken to Avoid a Conflict of Interest, (e.g., did not vote, did not participate in discussion)	Identity of Person Holding Interest or Engaging in Transaction (e.g., you and/or immediate family member (name))
	NONE	NONE	NONE
Please write "None" if applicable. Do not leave this space blank.			

10. Identify each individual, business, corporation, union association, firm, partnership, committee proprietorship, franchise holding company, joint stock company, business or real estate trust, non-profit organization, or other organization or group of people doing business with the education corporation *and* in which such entity, during the preceding school year (July 1 – June 30), you and/or your immediate family member(s) had a financial interest or other relationship. If you are a member, director, officer or employee of an organization formally partnered with the education corporation that is doing business with the education corporation through a management or services agreement, you need not list every transaction between such entity and the education corporation that is pursuant to such agreement; rather, please identify only the name of the entity, your position in the entity as well as the relationship between such entity and the education corporation. If there was no financial interest, please write "None."

Entity Conducting Business with the Education Corporation	Nature of Business Conducted	Approximate Value of the Business Conducted	Name of Trustee and/or Immediate Family Holding an Interest in the Entity Conducting Business with the Education Corporation and the Nature of the Interest	Steps Taken to Avoid Conflict of Interest
NONE	NONE	NONE	NONE	NONE
Please write "None" if applicable. Do not leave this space blank.				

Edward A. Jansen  
Signature

7-26-16  
Date



DISCLOSURE OF FINANCIAL INTEREST  
BY A NOT-FOR-PROFIT CHARTER SCHOOL  
EDUCATION CORPORATION TRUSTEE

1. Name of education corporation: University Preparatory School for Young Men
2. Trustee's name (print): Joshua M. Fegley
3. Position(s) on board, if any: (e.g., chair, treasurer, committee chair, etc.): \_\_\_\_\_  
Vice-President, Board Development

8. Is Trustee an employee of the education corporation? \_\_\_\_ Yes. ☒ No. If you checked yes, please provide a description of the position you hold, your salary and your start date.

9. Identify each interest/transaction (and provide the requested information) that you or any of your immediate family members have held or engaged in with the education corporation during the prior school year. If there has been no such financial interest or transaction, please write "None." Please note that if you answered yes to Question 8, you need not disclose again your employment status, salary, etc.

Date(s)	Nature of Financial Interest/Transaction	Steps Taken to Avoid a Conflict of Interest, (e.g., did not vote, did not participate in discussion)	Identity of Person Holding Interest or Engaging in Transaction (e.g., you and/or immediate family member (name))
<u>None</u>			
<i>Please write "None" if applicable. Do not leave this space blank.</i>			

10. Identify each individual, business, corporation, union association, firm, partnership, committee proprietorship, franchise holding company, joint stock company, business or real estate trust, non-profit organization, or other organization or group of people doing business with the education corporation *and* in which such entity, during the preceding school year (July 1 – June 30), you and/or your immediate family member(s) had a financial interest or other relationship. If you are a member, director, officer or employee of an organization formally partnered with the education corporation that is doing business with the education corporation through a management or services agreement, you need not list every transaction between such entity and the education corporation that is pursuant to such agreement; rather, please identify only the name of the entity, your position in the entity as well as the relationship between such entity and the education corporation. If there was no financial interest, please write "None."

Entity Conducting Business with the Education Corporation	Nature of Business Conducted	Approximate Value of the Business Conducted	Name of Trustee and/or Immediate Family Holding an Interest in the Entity Conducting Business with the Education Corporation and the Nature of the Interest	Steps Taken to Avoid Conflict of Interest
None				
Please write "None" if applicable. Do not leave this space blank.				

Signature 

Date 7/26/16



DISCLOSURE OF FINANCIAL INTEREST  
BY A NOT-FOR-PROFIT CHARTER SCHOOL  
EDUCATION CORPORATION TRUSTEE

1. Name of education corporation: University Prep Charter School for Young Men
2. Trustee's name (print): Elizabeth Robinson
3. Position(s) on board, if any: (e.g., chair, treasurer, committee chair, etc.): \_\_\_\_\_  
Secretary

8. Is Trustee an employee of the education corporation? \_\_\_\_ Yes. ☒ No. If you checked yes, please provide a description of the position you hold, your salary and your start date.

9. Identify each interest/transaction (and provide the requested information) that you or any of your immediate family members have held or engaged in with the education corporation during the prior school year. If there has been no such financial interest or transaction, please write "None." Please note that if you answered yes to Question 8, you need not disclose again your employment status, salary, etc.

Date(s)	Nature of Financial Interest/Transaction	Steps Taken to Avoid a Conflict of Interest, (e.g., did not vote, did not participate in discussion)	Identity of Person Holding Interest or Engaging in Transaction (e.g., you and/or immediate family member (name))
<p><u>None</u></p> <p>Please write "None" if applicable. Do not leave this space blank.</p>			



10. Identify each individual, business, corporation, union association, firm, partnership, committee proprietorship, franchise holding company, joint stock company, business or real estate trust, non-profit organization, or other organization or group of people doing business with the education corporation *and* in which such entity, during the preceding school year (July 1 – June 30), you and/or your immediate family member(s) had a financial interest or other relationship. If you are a member, director, officer or employee of an organization formally partnered with the education corporation that is doing business with the education corporation through a management or services agreement, you need not list every transaction between such entity and the education corporation that is pursuant to such agreement; rather, please identify only the name of the entity, your position in the entity as well as the relationship between such entity and the education corporation. If there was no financial interest, please write "None."

Entity Conducting Business with the Education Corporation	Nature of Business Conducted	Approximate Value of the Business Conducted	Name of Trustee and/or Immediate Family Holding an Interest in the Entity Conducting Business with the Education Corporation and the Nature of the Interest	Steps Taken to Avoid Conflict of Interest
Please write "None" if applicable. Do not leave this space blank. <i>None</i>				


*Patricia Robinson*  
Signature

*7/26/16*  
Date



**DISCLOSURE OF FINANCIAL INTEREST  
BY A NOT-FOR-PROFIT CHARTER SCHOOL  
EDUCATION CORPORATION TRUSTEE**

1. Name of education corporation: University Preparatory Charter School for Young Men
2. Trustee's name (print): G. Nagmah Abdulmateen
3. Position(s) on board, if any: (e.g., chair, treasurer, committee chair, etc.): Member



8. Is Trustee an employee of the education corporation? \_\_\_\_ Yes. ☒ No. If you checked yes, please provide a description of the position you hold, your salary and your start date.

9. Identify each interest/transaction (and provide the requested information) that you or any of your immediate family members have held or engaged in with the education corporation during the prior school year. If there has been no such financial interest or transaction, please write "None." Please note that if you answered yes to Question 8, you need not disclose again your employment status, salary, etc.

Date(s)	Nature of Financial Interest/Transaction	Steps Taken to Avoid a Conflict of Interest, (e.g., did not vote, did not participate in discussion)	Identity of Person Holding Interest or Engaging in Transaction (e.g., you and/or immediate family member (name))
Please write "None" if applicable. Do not leave this space blank.			

10. Identify each individual, business, corporation, union association, firm, partnership, committee proprietorship, franchise holding company, joint stock company, business or real estate trust, non-profit organization, or other organization or group of people doing business with the education corporation *and* in which such entity, during the preceding school year (July 1 – June 30), you and/or your immediate family member(s) had a financial interest or other relationship. If you are a member, director, officer or employee of an organization formally partnered with the education corporation that is doing business with the education corporation through a management or services agreement, you need not list every transaction between such entity and the education corporation that is pursuant to such agreement; rather, please identify only the name of the entity, your position in the entity as well as the relationship between such entity and the education corporation. If there was no financial interest, please write "None."

Entity Conducting Business with the Education Corporation	Nature of Business Conducted	Approximate Value of the Business Conducted	Name of Trustee and/or Immediate Family Holding an Interest in the Entity Conducting Business with the Education Corporation and the Nature of the Interest	Steps Taken to Avoid Conflict of Interest
Please write "None" if applicable. Do not leave this space blank. <i>None</i>				

*M. Naimah Abdulmateen*  
Signature

*7/26/16*  
Date

**Disclosure of Financial Interest by a Current or Proposed Charter School  
Education Corporation Trustee**

Trustee Name:

Jeanette Silvers

Name of Charter School Education Corporation (for an unmerged school, this is the Charter School Name):

University Preparatory Charter School

1. List all positions held on the education corporation board (e.g., president, treasurer, parent representative).
2. Is the trustee an employee of any school operated by the Education Corporation?  
     Yes   ✓   No

If **Yes**, for each school, please provide a description of the position(s) you hold, your responsibilities, your salary and your start date.

3. Is the trustee an employee or agent of the management company or institutional partner of the charter school(s) governed by the Education Corporation?  
     Yes   ✓   No

If **Yes**, for each school, please provide a description of the position(s) you hold, your responsibilities, your salary and your start date.


4. Identify each interest/transaction (and provide the requested information) that you or any of your immediate family members or any persons who live with you in your house have held or engaged in with the charter school(s) governed by the Education Corporation during the time you have served on the board, and in the six-month period prior to such service. If there has been no such financial interest or transaction, write **None**. Please note that if you answered **Yes** to Questions 2-4 above, you need not disclose again your employment status, salary, etc.

Date(s)	Nature of Financial Interest/Transaction	Steps taken to avoid a conflict of interest, (e.g., did not vote, did not participate in discussion)	Name of person holding interest or engaging in transaction and relationship to yourself


Please write "None" if applicable. Do not leave this space blank.			
---	--	--	--

5. Identify each individual, business, corporation, union association, firm, partnership, committee proprietorship, franchise holding company, joint stock company, business or real estate trust, non-profit organization, or other organization or group of people doing business with the school(s) governed by the Education Corporation and in which such entity, during the time of your tenure as a trustee, you and/or your immediate family member(s) or person(s) living in your house had a financial interest or other relationship. If you are a member, director, officer or employee of an organization formally partnered with the school(s) that is/are doing business with the school(s) through a management or services agreement, please identify only the name of the organization, your position in the organization, and the relationship between such organization and the school(s). If there was no financial interest, write None.

Organization conducting business with the school(s)	Nature of business conducted	Approximate value of the business conducted	Name of Trustee and/or immediate family member of household holding an interest in the organization conducting business with the school(s) and the nature of the interest	Steps Taken to Avoid Conflict of Interest
Please write "None" if applicable. Do not leave this space blank.				


7/26/16  
 Signature Date

Please note that this document is considered a public record and as such, may be made available to members of the public upon request under the Freedom of Information Law. Personal contact information provided below will be redacted.



<b>Disclosure of Financial Interest by a Current or Proposed Charter School Education Corporation Trustee</b>
---

Trustee Name:

Maria Scalise

Name of Charter School Education Corporation (for an unmerged school, this is the Charter School Name):

University Preparatory Charter School For Young Men

1. List all positions held on the education corporation board (e.g., president, treasurer, parent representative).
2. Is the trustee an employee of any school operated by the Education Corporation?  
     Yes   X   No

If Yes, for each school, please provide a description of the position(s) you hold, your responsibilities, your salary and your start date.

3. Is the trustee an employee or agent of the management company or institutional partner of the charter school(s) governed by the Education Corporation?  
     Yes   X   No

If Yes, for each school, please provide a description of the position(s) you hold, your responsibilities, your salary and your start date.



4. Identify each interest/transaction (and provide the requested information) that you or any of your immediate family members or any persons who live with you in your house have held or engaged in with the charter school(s) governed by the Education Corporation during the time you have served on the board, and in the six-month period prior to such service. If there has been no such financial interest or transaction, write **None**. Please note that if you answered Yes to Questions 2-4 above, you need not disclose again your employment status, salary, etc.

Date(s)	Nature of Financial Interest/Transaction	Steps taken to avoid a conflict of interest, (e.g., did not vote, did not participate in discussion)	Name of person holding interest or engaging in transaction and relationship to yourself

Please write "None" if applicable. Do not leave this space blank.			
---	--	--	--


5. Identify each individual, business, corporation, union association, firm, partnership, committee proprietorship, franchise holding company, joint stock company, business or real estate trust, non-profit organization, or other organization or group of people doing business with the school(s) governed by the Education Corporation and in which such entity, during the time of your tenure as a trustee, you and/or your immediate family member(s) or person(s) living in your house had a financial interest or other relationship. If you are a member, director, officer or employee of an organization formally partnered with the school(s) that is/are doing business with the school(s) through a management or services agreement, please identify only the name of the organization, your position in the organization, and the relationship between such organization and the school(s). If there was no financial interest, write None.

Organization conducting business with the school(s)	Nature of business conducted	Approximate value of the business conducted	Name of Trustee and/or immediate family member of household holding an interest in the organization conducting business with the school(s) and the nature of the interest	Steps Taken to Avoid Conflict of Interest
Please write "None" if applicable. Do not leave this space blank.				

Signature Date

Please note that this document is considered a public record and as such, may be made available to members of the public upon request under the Freedom of Information Law. Personal contact information provided below will be redacted.



**Disclosure of Financial Interest by a Current or Proposed Charter School  
Education Corporation Trustee**

Trustee Name:

JOSEPH BERTOLA

Name of Charter School Education Corporation (for an unmerged school, this is the Charter School Name):

UNIVERSITY CHARTER SCHOOL FOR THE

1. List all positions held on the education corporation board (e.g., president, treasurer, parent representative).

2. Is the trustee an employee of any school operated by the Education Corporation?  
☐ Yes ☒ No

If Yes, for each school, please provide a description of the position(s) you hold, your responsibilities, your salary and your start date.

3. Is the trustee an employee or agent of the management company or institutional partner of the charter school(s) governed by the Education Corporation?

☐ Yes ☒ No

If Yes, for each school, please provide a description of the position(s) you hold, your responsibilities, your salary and your start date.

4. Identify each interest/transaction (and provide the requested information) that you or any of your immediate family members or any persons who live with you in your house have held or engaged in with the charter school(s) governed by the Education Corporation during the time you have served on the board, and in the six-month period prior to such service. If there has been no such financial interest or transaction, write **None**. Please note that if you answered Yes to Questions 2-4 above, you need not disclose again your employment status, salary, etc.

Date(s)	Nature of Financial Interest/Transaction	Steps taken to avoid a conflict of interest, (e.g., did not vote, did not participate in discussion)	Name of person holding interest or engaging in transaction and relationship to yourself




Please write "None" if applicable. Do not leave this space blank.			
NONE			

5. Identify each individual, business, corporation, union association, firm, partnership, committee proprietorship, franchise holding company, joint stock company, business or real estate trust, non-profit organization, or other organization or group of people doing business with the school(s) governed by the Education Corporation and in which such entity, during the time of your tenure as a trustee, you and/or your immediate family member(s) or person(s) living in your house had a financial interest or other relationship. If you are a member, director, officer or employee of an organization formally partnered with the school(s) that is/are doing business with the school(s) through a management or services agreement, please identify only the name of the organization, your position in the organization, and the relationship between such organization and the school(s). If there was no financial interest, write None.

Organization conducting business with the school(s)	Nature of business conducted	Approximate value of the business conducted	Name of Trustee and/or immediate family member of household holding an interest in the organization conducting business with the school(s) and the nature of the interest	Steps Taken to Avoid Conflict of Interest
Please write "None" if applicable. Do not leave this space blank.				
NONE				

Signature Joseph B. Entola Date 8/1/2016

Please note that this document is considered a public record and as such, may be made available to members of the public upon request under the Freedom of Information Law. Personal contact information provided below will be redacted.





# Entry 9 BOT Table

Created: 07/21/2016

Last updated: 07/29/2016

## Page 1

### 1. Current Board Member Information

	Trustee Name	Email Address	Position on the Board	Committee Affiliations	Voting Member? (Y/N)	Area of Expertise, and/or Additional Role at School (parent, staff member, etc.)	Number of Terms Served and Length of Each (Include election date and term expiration)
1	Dr. Edward Yansen		Chair/Board President		Yes	Psychology /Education Administration	3 yr term/Current term 7/1/15-6/30/18
2	Najmah Abdulmateen		Trustee/Member		Yes	Program Accountability/Curriculum	1-3 yr term/ Current term 7/1/13-6/30/16
3	Joe Bertola		Treasurer		Yes	Finance	1-3 yr. term - 10/1/14-6/30/17
4	Dr. Marie Cianca		Trustee/Member		Yes	Program Dev. and Accountability/Curriculum Instruction	2-3 yr terms/Current term 7/1/14-6/30/17
5	Josh Fegley		Vice Chair/Vice President		Yes	Policy and By Laws/Health Education	1-3 yr. term- 8/1/13-6/30/16

6	Maria Scalise		Vice Chair/Vice President		Yes	Public Relations & Marketing	2-3 yr. term/Curre nt Term 7/1/14-6/30/17
7	Dr. Jeannette Silvers		Trustee/Member		Yes	Program Dev & Accountability Education	1-3 yr. term -
8	Elizabeth Robinson		Secretary		Yes	Behavioral Analyst	1-3 yr. term 7/1/15-6/30/18
9							
10							
11							
12							
13							
14							
15							
16							
17							
18							
19							
20							

## 2. Total Number of Members on June 30, 2015

8

## 3. Total Number of Members Joining the Board 2015-16 School Year

0

## 4. Total Number of Members Departing the Board during the 2015-16 School Year

2

---

**5. Number of Voting Members 2015-16, as set by the by-laws, resolution or minutes**

8

---

**6. Number of Board Meetings Conducted in the 2015-16 School Year**

14

---

**7. Number of Board Meetings Scheduled for the 2016-17 School Year**

14

---

**Thank you.**



## **University Preparatory Charter School for Young Men Enrollment and Retention Targets**

The University Preparatory Charter School for Young Men, aggressively recruits students with disabilities, English language learners, and students who are eligible applicants for the free and reduced price lunch program.

Our efforts in 2015-2016 school year, and continuing on for school year 2016-2017 include:

1. Several presentations made by President Joseph Munno at the Discovery Charter school (494 Averill Ave, Rochester, NY 14607), Dr. Martin Luther King Jr. – School # 9 (485 N Clinton Ave, Rochester, NY 14605), Enrico Fermi – School # 17 (158 Orchard St, Rochester, NY 14611), Dr. Charles T. Lunsford – School #19 (465 Seward St, Rochester, NY 14608), Henry Hudson – School #28 (450 Humboldt St, Rochester, NY 14610) Audubon – School # 33 (500 Webster Ave, Rochester, NY 14609). These schools are district of residence's (Rochester City School District) schools and we will continue to increase our schools and our presentations.
2. We advertise our Special Education Inclusion Program in all communications and advertising efforts to our Community. Those efforts include Community Presentations, brochures, web-site, radio, newspaper appeals, Bill Boards, and any and all other recruitment strategies.
3. We are currently classified as a total free breakfast/lunch program, as we have met the State requirements for Community Eligibility as per the required "2012-2013 New Meal Pattern". We anticipate that we will continue to be eligible for the total free breakfast and lunch program this current school year (2015-2016) and next school year (2016-2017).

All of the above strategies will be duplicated for this 2016-2017 school year and will be expanded with any new recruitment strategies that arise.



# Entry 12 Teacher and Administrator Attrition

Created: 07/21/2016

Last updated: 07/29/2016

Report changes in teacher and administrator staffing.

## Page 1

### **Instructions for completing the Teacher and Administrator Attrition Tables**

The following tables reflect formatting in the online portal required for Regents authorized charter schools. Schools should provide, for teachers and administrators only, the full time equivalent (FTE) of staff on June 30, 2015; the FTE for added staff from July 1, 2015 through June 30, 2016; and the FTE for any departed staff from July 1, 2015 through June 30, 2016 using the two tables provided.

#### **2015-16 Teacher Attrition Table**

	FTE Teachers on June 30, 2015	FTE Teachers Departed 7/1/15 - 6/30/16	FTE Teachers Filling Vacant Positions 7/1/15 - 6/30/16	FTE Teachers Added in New Positions 7/1/15-6/30/16	FTE of Teachers on June 30, 2016
	43	17	16	5	48

#### **2015-16 Administrator Position Attrition Table**

	FTE Administrative Positions on June 30, 2015	FTE Administrators Departed 7/1/15 - 6/30/16	FTE Administrators Filling Vacant Positions 7/1/15 - 6/30/16	FTE Administrators Added in New Positions 7/1/15-6/30/16	FTE Administrative Positions on June 30, 2016
	5	2	2	1	4

**Thank you**

# UPREP Rochester| 2016-2017 CALENDAR



**University Preparatory Charter  
School for Young Men**  
1290 Lake Avenue  
Rochester, NY 14613  
(585) 672-1280 Office  
(585) 458-2732 Fax  
**Office Hours:** 7:30am-4:30pm (M-F)  
**School Day:** 8:25am-3:30pm (M,T,TH,F)  
Wednesday's Dismissal 2:30pm

**Joseph Munno, President**  
181 Student attendance days

## JANUARY 2017

S	M	T	W	Th	F	S
1	2	3	4	5	6	7
8	9	10	11	12	13	14
15	16	17	18	19	20	21
22	23	24	25	26	27	28
29	30	31				

**2- New Year's Holiday-No School**

**3- School Resumes**

**16 M.L. King Holiday-No school**

**24-27 Local/Regents Exams**  
All Grades will be tested  
Students report daily

**Holiday/Recess=RED**  
**First day of school/School Resumes=YELLOW**  
**Local/Regents Exams=GREEN**

**President's Day/Blue**

## AUGUST 2016

S	M	T	W	Th	F	S
	1	2	3	4	5	6
7	8	9	10	11	12	13
14	15	16	17	18	19	20
21	22	23	24	25	26	27
28	29	30	31			

## FEBRUARY 2017

S	M	T	W	Th	F	S
			1	2	3	4
5	6	7	8	9	10	11
12	13	14	15	16	17	18
19	20	21	22	23	24	25
26	27	28				

**20-24 Mid-Winter Recess –No School**

**27 – School Resumes**

**5-Labor Day/No school**

**6 – President's Day/No School –Teacher Work Day**

**7-First day of School**

## SEPTEMBER 2016

S	M	T	W	Th	F	S
				1	2	3
4	5	6	7	8	9	10
11	12	13	14	15	16	17
18	19	20	21	22	23	24
25	26	27	28	29	30	

## MARCH 2017

S	M	T	W	Th	F	S
			1	2	3	4
5	6	7	8	9	10	11
12	13	14	15	16	17	18
19	20	21	22	23	24	25
26	27	28	29	30	31	

**7- President's Day/No School- Teacher Work Day**

**10- Columbus Day/No School**

## OCTOBER 2016

S	M	T	W	Th	F	S
						1
2	3	4	5	6	7	8
9	10	11	12	13	14	15
16	17	18	19	20	21	22
23	24	25	26	27	28	29
30	31					

## APRIL 2017

S	M	T	W	Th	F	S
						1
2	3	4	5	6	7	8
9	10	11	12	13	14	15
16	17	18	19	20	21	22
23	24	25	26	27	28	29
30						

**7- President's Day/No School – Teacher Work Day**

**14- Good Friday- No School**

**17-21-Spring Recess/No School**

**11- Veteran's Day- No School**

**23-25 –Thanksgiving Holiday -No School**

## NOVEMBER 2016

S	M	T	W	Th	F	S
		1	2	3	4	5
6	7	8	9	10	11	12
13	14	15	16	17	18	19
20	21	22	23	24	25	26
27	28	29	30			

## MAY 2017

S	M	T	W	Th	F	S
	1	2	3	4	5	6
7	8	9	10	11	12	13
14	15	16	17	18	19	20
21	22	23	24	25	26	27
28	29	30	31			

**29 -Memorial Day Recess/No School**

**26-30 -Winter Recess – No School**

## DECEMBER 2016

S	M	T	W	Th	F	S
				1	2	3
4	5	6	7	8	9	10
11	12	13	14	15	16	17
18	19	20	21	22	23	24
25	26	27	28	29	30	31

## JUNE 2017

S	M	T	W	Th	F	S
				1	2	3
4	5	6	7	8	9	10
11	12	13	14	15	16	17
18	19	20	21	22	23	24
25	26	27	28	29	30	

**14 – 22 Local/Regents Exams**  
All Grades will be tested  
Students report daily

**23 -Make-Up Day for Emergency Closing(s)**

**26- Make-Up Day for Emergency Closing(s)**