



# Entry 1 School Information

Created: 06/28/2016

Last updated: 07/29/2016

Please be advised that you will need to complete this cover page (including signatures) before all of the other tasks assigned to you by your authorizer are visible on your task page. While completing this task, please ensure that you select the correct authorizer or you may not be assigned the correct tasks.

## Page 1

### a. SCHOOL NAME AND BEDS#

(Select name from the drop down menu)

TRUE NORTH ROCHESTER PREP CS-WEST CAMPUS (SUNY TRUSTEES) 261600860705

### b. CHARTER AUTHORIZER

(For technical reasons, please re-select authorizer name from the drop down menu).

SUNY-Authorized Charter School

### c. DISTRICT / CSD OF LOCATION

Rochester

### d1. SCHOOL INFORMATION

	PRIMARY ADDRESS	PHONE NUMBER	FAX NUMBER	EMAIL ADDRESS
	1020 Maple Street, Rochester, New York 14611	585-368-5090	585-368-5091	[REDACTED]

### d2. PHONE CONTACT NUMBER FOR AFTER HOURS EMERGENCIES

Contact Name	Jonathan Myler
Title	Director of Operations

Emergency Phone Number (###-###-####)

**e. SCHOOL WEB ADDRESS (URL)**

<http://rochesterprep.uncommonschoools.org/>

**f. DATE OF INITIAL CHARTER**

12/2010

**g. DATE FIRST OPENED FOR INSTRUCTION**

08/2011

**i. TOTAL ENROLLMENT ON JUNE 30, 2016**

659

**j. GRADES SERVED IN SCHOOL YEAR 2015-16**

Check all that apply

Grades Served

K, 1, 2, 5, 6, 7, 8

**k1. DOES THE SCHOOL CONTRACT WITH A CHARTER OR EDUCATIONAL MANAGEMENT ORGANIZATION?**

Yes

**k2. NAME OF CMO/EMO AND ADDRESS**

NAME OF CMO/EMO

Uncommon Schools, Inc.

PHYSICAL STREET ADDRESS

826 Broadway

CITY

New York

STATE	NY
ZIP CODE	10003
EMAIL ADDRESS	

## Page 2

### I1. FACILITIES

Does the school maintain or operate multiple sites?

	Yes, 2 sites
--	--------------

### I2. SCHOOL SITES

Please list the sites where the school will operate for the upcoming school year.

	Physical Address	Phone Number	District/CSD	Grades Served at Site	School at Full Capacity at Site	Facilities Agreement
Site 1 (same as primary site)	1020 Maple Street, Rochester, NY 14611	585-368-5090	ROCHESTER CITY SD	5-8	Yes	Rent/Lease
Site 2	1020 Maple Street, Rochester, NY 14611	585-368-5100	ROCHESTER CITY SD	K-2	No	Rent/Lease
Site 3						

#### I2a. Please provide the contact information for Site 1.

	Name	Work Phone	Alternate Phone	Email Address
School Leader	Adrienne Sopinski			
Operational Leader	Jonathan Myler			
Compliance Contact	Jonathan Myler			
Complaint Contact	Adrienne Sopinski			

### 13. Please provide the contact information for Site 2.

	Name	Work Phone	Alternate Phone	Email Address
School Leader	Emily Volpe			
Operational Leader	Kaitlin Driscoll			
Compliance Contact	Kaitlin Driscoll			
Complaint Contact	Emily Volpe			

### Page 3

**n1. Were there any revisions to the school's charter during the 2015-16 school year? (Please include approved or pending material and non-material charter revisions).**

Yes

### n2. Summary of Charter Revisions

	Category (Select Best Description)	Specific Revision (150 word limit)	Date Approved by BOT (if applicable)	Date Approved by Authorizer (if applicable)
1	Change in admissions/enrollment policy	Third preference, after current students and siblings, is given to children of employees of True North Rochester Preparatory Charter School or Uncommon Schools, Inc., provided that such children of employees do not constitute more than 15% of	September 16, 2015	n/a

		Rochester Prep's total enrollment at any time		
2	Change in admissions/enrollment policy	Grant at-risk preference to students whose primary language is not English; and limit the number of extra weights granted to at-risk students in the lottery to one	February 9, 2016	April 7, 2016
3	Change in admissions/enrollment policy	Revise the Rochester Prep Admissions Policy to create two separate policies through June 30, 2016; and to use a Set-Aside for ELL-eligible students and an Absolute Preference for FRPL-eligible students	March 23, 2016	May 24, 2016
4	Change in admissions/enrollment policy	Intake year change - lottery new students in Kindergarten only, and 5th grade at West Campus for academic years 2016-2017 and 2017-2018 until West Campus reaches full scale of K-8 in 2018-2019	October 14, 2015	February 8, 2016
5				

**o. Name and Position of Individual(s) Who Completed the 2015-16 Annual Report.**

Jonathan Myler, Director of Operations


**p. Our signatures below attest that all of the information contained herein is truthful and accurate and that this charter school is in compliance with all**

aspects of its charter, and with all pertinent Federal, State, and local laws, regulations, and rules. We understand that if any information in any part of this report is found to have been deliberately misrepresented, that will constitute grounds for the revocation of our charter. Check **YES** if you agree and then use the mouse on your PC or the stylist on your mobile device to sign your name).


**Responses Selected:**

Yes

**Signature, Head of Charter School**

Two handwritten signatures in black ink on a light gray background. The signature on the left is stylized and appears to be 'A. Khan'. The signature on the right is also stylized and appears to be 'S. Khan'.

**Signature, President of the Board of Trustees**

A handwritten signature in black ink on a light gray background. The signature reads 'Jeffrey Rosenberger' in a cursive script.

**Date**

2016/07/29

**Thank you.**



## Entry 2 Link

Created: 06/28/2016

Last updated: 06/29/2016

---

### Page 1

#### **1. NEW YORK STATE REPORT CARD**

**Provide a direct URL or web link to the most recent New York State School Report Card for the charter school (See <https://reportcards.nysed.gov/>).**

(Charter schools completing year one will not yet have a School Report Card or link to one. Please type "URL is not available" in the space provided).

<https://data.nysed.gov/reportcard.php?year=2015&instid=800000070187>



# Entry 4 Expenditures per Child

Created: 06/28/2016

Last updated: 08/01/2016

## Page 1

### Financial Information

This information is required of ALL charter schools. Provide the following measures of fiscal performance of the charter school in Appendix B (Total Expenditures and Administrative Expenditures Per Child):

#### 1. Total Expenditures Per Child

To calculate **'Total Expenditures per Child'** take total expenditures (from the unaudited 2015-16 Schedule of Functional Expenses) and divide by the year end FTE student enrollment. (Integers Only. No dollar signs or commas).

**Note:** The information on the Schedule of Functional Expenses on pages 41-43 of the Audit Guide can help schools locate the amounts to use in the two per pupil calculations:  
<http://www.p12.nysed.gov/psc/AuditGuide.html>

Line 1: Total Expenditures	8831380
Line 2: Year End FTE student enrollment	663
Line 3: Divide Line 1 by Line 2	13320

#### 2. Administrative Expenditures per Child

To calculate **'Administrative Expenditures per Child'** To calculate "Administrative Expenditures per Child" first *add* together the following:

1. Take the relevant portion from the 'personnel services cost' row and the 'management and general' column (from the unaudited 2015-16 Schedule of Functional Expenses)
2. Any contracted administrative/management fee paid to other organizations or corporations
3. Take the total from above and divide it by the year-end FTE enrollment. The relevant portion that

must be included in this calculation is defined as follows:

**Administrative Expenditures:** Administration and management of the charter school includes the activities and personnel of the offices of the chief school officer, the finance or business offices, school operations personnel, data management and reporting, human resources, technology, etc. It also includes those administrative and management services provided by other organizations or corporations on behalf of the charter school for which the charter school pays a fee or other compensation. Do not include the FTE of personnel whose role is to directly support the instructional program.

**Notes:**

***The information on the Schedule of Functional Expenses on pages 41-43 of the Audit Guide can help schools locate the amounts to use in the two per pupil calculations:***

***<http://www.p12.nysed.gov/psc/AuditGuide.html>.***

**Employee benefit costs or expenditures should not be reported in the above calculations.**

Line 1: Relevant Personnel Services Cost (Row)	1205490
Line 2: Management and General Cost (Column)	1628050
Line 3: Sum of Line 1 and Line 2	2833540
Line 5: Divide Line 3 by the Year End FTE student enrollment	4274

***Thank you.***



## GENERAL INSTRUCTIONS FOR ANNUAL BUDGET/QUARTERLY REPORT

### TEMPLATE TABS


#### 1- GRAY tab contains the Instructions


<a href="#">Instructions</a>	Provides description of tabs and input requirements.
<a href="#">Funding by District</a>	Charter School Tuition Rates


#### 2- BLUE tabs require input of information

<a href="#">1.) Name of School</a>	>Select school name from list. >Enter contact information.
<a href="#">2.) Enrollment</a>	Enter enrollment information for Annual Budget (& Revisions) and Quarterly Actuals. Includes: >Enrollment by Grade >Enrollment by District
<a href="#">3.) Staffing Plan</a>	Enter staffing plan information for Annual Budget (& Revisions) and Quarterly Actuals. Includes: >Full Time Equivalent (FTE), by Position Category, By Quarter
<a href="#">4.) Yearly Budget</a>	Enter Yearly Budget information. Includes: >"Pior Year" column may be completed based upon preliminary data, and adjusted with Annual Audited data when the Quarter 2 Actuals are being submitted. (Note: Quarterly Revenue allocation may be set) >Budgeted Enrollment data and Per Pupil Revenue for the current year are populated based upon input on tab "2.) Enrollment." >Budgeted FTE for current year is populated based upon input on tab "3.) Staffing Plan." >All other sources of revenue >All expenses >Budget Revisions, as necessary and <i>approved</i> by the school's Board of Directors, should be submitted when submitting Quarterly Actuals.
<a href="#">5.) Balance Sheet</a>	Enter Balance Sheet information for EdCorps. Separate schools merged into a primary EdCorp should NOT use this tab. >"Pior Year" column may be completed based upon preliminary data, and adjusted with Annual Audited data when the Quarter 2 Actuals are being submitted.
<a href="#">6.) Quarterly Report</a>	Enter Actual Quarterly Report information. Includes: >Actual Enrollment data and Per Pupil Revenue for the current year are populated based upon input on tab "2.) Enrollment." >Actual FTE for current year is populated based upon input on tab "3.) Staffing Plan." >All other sources of revenue >All expenses
<a href="#">7.) Annual Report Requirement</a>	Complete when submitting Actual Quarter 4.

### CELL COLORS & GUIDANCE COMMENTS

 = Enter information into the light BLUE shaded cells.

 = Cells labeled in ORANGE contain guidance regarding the input of information.

 = Cells containing RED triangles in the upper right corner contain "guidance comments" on that particular line item. Please "mouse-over" the triangle to reveal each comment.

**Charter Funding Alphabetical By NYS School District**  
**\* (Sum of Charter School Basic Tuition and Supplemental Basic Tuition)**

<b>District Code</b>	<b>School District Name</b>	<b>Final 2015-16 Basic Tuition*</b>	<b>Final 2016-17 Basic Tuition*</b>
--------------------------	-----------------------------	---	---



## ANNUAL BUDGET & QUARTERLY REPORT TEMPLATE

# True North Rochester Preparatory Charter School - West Campus

### SCHOOL

<b>Name:</b>	True North Rochester Preparatory Charter School - West Campus
--------------	---

### CONTACT INFORMATION

<b>Contact Name:</b>	Michael Good
<b>Contact Title:</b>	Senior Associate Director of Finance
<b>Contact Email:</b>	[REDACTED]
<b>Contact Phone:</b>	[REDACTED]

### REPORT PERIOD

<b>Current Academic Year:</b>	2016-17
<b>Prior Academic Year:</b>	Err:508

TRUE NORTH ROCHESTER PREPARATORY CHARTER SCHOOL  
2016-17

ENROLLMENT BY GRADES								
GRADES	K	1	2	3	4	5	6	7
INITIAL BUDGETED ENROLLMENT	89.8	106	100.9	98.3		90.3	90.2	85.5
TOTAL ENROLLMENT = 746.2								

ENROLLMENT BY DISTRICT

		PRIOR YEAR	ANNUAL BUDGET						
		ACTUAL	TOTAL DISTRICTS/ENROLLMENT BY QUARTER						
			QUARTER 1		QUARTER 2		QUARTER 3		QUAR
			Original	Revised	Original	Revised	Original	Revised	Original
			6	0	6	0	6	0	6
			746.2	0	746.2	0	746.2	0	746.2
			*NOTE: If there are NO budget revisions at the time of quarterly submittal leave the 'REVISED' COMPLETELY BLANK. If budget revisions ARE made, the entire "REVISED" budget columns affected quarter(s) must be completed on tabs 2, 3 and 4.						
		PRIOR YEAR	ENROLLMENT BY QUARTER						
		Err:508	QUARTER 1		QUARTER 2		QUARTER 3		QUAR
		Actual Enrollment	Original Budgeted Enrollment	Revised Budgeted Enrollment	Original Budgeted Enrollment	Revised Budgeted Enrollment	Original Budgeted Enrollment	Revised Budgeted Enrollment	Original Budgeted Enrollment
1	PRIMARY District		723.814		723.814		723.814		723.814
2	SECONDARY District		4.4772		4.4772		4.4772		4.4772
3	Other District 3		4.4772		4.4772		4.4772		4.4772
4	Other District 4		4.4772		4.4772		4.4772		4.4772
5	Other District 5		4.4772		4.4772		4.4772		4.4772
6	Other District 6		4.4772		4.4772		4.4772		4.4772
7	Other District 7								
8	Other District 8								
9	Other District 9								
10	Other District 10								
11	Other District 11								
12	Other District 12								
13	Other District 13								
14	Other District 14								
15	Other District 15								
16	Other District 16								
17	Other District 17								
18	Other District 18								
19	Other District 19								
20	Other District 20								
21	Other District 21								
22	Other District 22								
23	Other District 23								
24	Other District 24								
25	Other District 25								
26	Other District 26								
27	Other District 27								
28	Other District 28								
29	Other District 29								
30	Other District 30								
31	Other District 31								
32	Other District 32								
33	Other District 33								
34	Other District 34								
35	Other District 35								
36	Other District 36								
37	Other District 37								
38	Other District 38								
39	Other District 39								
40	Other District 40								
41	Other District 41								
42	Other District 42								
43	Other District 43								
44	Other District 44								
45	Other District 45								
46	Other District 46								
47	Other District 47								
48	Other District 48								
49	Other District 49								
50	Other District 50								

8	9	10	11	12
85.2				

[illegible]

## STAFFING PLAN - F

**\*NOTE:** Enter the number of FTE positions in the "blue" cells.

**\*NOTE:** If there are NO budget revisions at the time of quarterly submittal leave the "REVISED" column blank. If budget revisions ARE made, the entire "REVISED" budget columns for the affected

ADMINISTRATIVE PERSONNEL FTE		ANNUAL BUDGETED FTE				
PRIOR YEAR		Q1		Q2		Q3
Err:508						
ACTUAL		Original	Revised	Original	Revised	Original
Executive Management						
Instructional Management		2.0		2.0		2.0
Deans, Directors & Coordinators		7.0		7.0		7.0
CFO / Director of Finance						
Operation / Business Manager						
Administrative Staff		6.0		6.0		6.0
TOTAL ADMINISTRATIVE STAFF		15.0	0.0	15.0	0.0	15.0
0.0						

INSTRUCTIONAL PERSONNEL FTE		ANNUAL BUDGETED FTE				
PRIOR YEAR		Q1		Q2		Q3
Err:508						
ACTUAL		Original	Revised	Original	Revised	Original
Teachers - Regular		47.0		47.0		47.0
Teachers - SPED		6.0		6.0		6.0
Substitute Teachers						
Teaching Assistants		8.0		8.0		8.0
Specialty Teachers		6.0		6.0		6.0
Aides						
Therapists & Counselors		2.0		2.0		2.0
Other						
TOTAL INSTRUCTIONAL		69.0	0.0	69.0	0.0	69.0
0.0						

NON-INSTRUCTIONAL PERSONNEL FTE		ANNUAL BUDGETED FTE				
PRIOR YEAR		Q1		Q2		Q3
Err:508						
ACTUAL		Original	Revised	Original	Revised	Original
Nurse						
Librarian						
Custodian		2.0		2.0		2.0
Security						
Other						
TOTAL NON-INSTRUCTIONAL		2.0	0.0	2.0	0.0	2.0
0.0						

TOTAL PERSONNEL SERVICE FTE		86.0	0.0	86.0	0.0	86.0
0.0						

**LABORATORY CHARTER SCHOOL - WEST CAMPUS  
2016-17**

**FULL TIME EQUIVALENT ("FTE")**

**\*NOTE:** Enter the number of FTE positions in the "blue" cells.

The 'REVISED' Column(s) COMPLETELY BLANK. Revised quarter(s) must be completed on tabs 2, 3

**\*NOTE:** Each quarter, the actual FTE should be input.

ADMINISTRATIVE PERSONNEL FTE				ACTUAL QUARTERLY FTE			
	Q3	Q4		Q1	Q2	Q3	Q4
	Revised	Original	Revised	Actual	Actual	Actual	Actual
Executive Management							
Instructional Management		2.0					
Deans, Directors & Coordinators		7.0					
CFO / Director of Finance							
Operation / Business Manager							
Administrative Staff		6.0					
TOTAL ADMINISTRATIVE STAFF	0.0	15.0	0.0	0.0	0.0	0.0	0.0

INSTRUCTIONAL PERSONNEL FTE				ACTUAL QUARTERLY FTE			
	Q3	Q4		Q1	Q2	Q3	Q4
	Revised	Original	Revised	Actual	Actual	Actual	Actual
Teachers - Regular		47.0					
Teachers - SPED		6.0					
Substitute Teachers							
Teaching Assistants		8.0					
Specialty Teachers		6.0					
Aides							
Therapists & Counselors		2.0					
Other							
TOTAL INSTRUCTIONAL	0.0	69.0	0.0	0.0	0.0	0.0	0.0

NON-INSTRUCTIONAL PERSONNEL FTE				ACTUAL QUARTERLY FTE			
	Q3	Q4		Q1	Q2	Q3	Q4
	Revised	Original	Revised	Actual	Actual	Actual	Actual
Nurse							
Librarian							
Custodian		2.0					
Security							
Other							
TOTAL NON-INSTRUCTIONAL	0.0	2.0	0.0	0.0	0.0	0.0	0.0

TOTAL PERSONNEL SERVICE FTE	0.0	86.0	0.0	0.0	0.0	0.0	0.0
-----------------------------	-----	------	-----	-----	-----	-----	-----

<b>*NOTE:</b> Enter the number of FTE positions in the "blue" cells.	<b>*NOTE:</b> State the assumptions that are being made for personnel FTE levels.
--	---

ADMINISTRATIVE PERSONNEL FTE	Description of Assumptions
Executive Management	
Instructional Management	
Deans, Directors & Coordinators	
CFO / Director of Finance	
Operation / Business Manager	
Administrative Staff	
TOTAL ADMINISTRATIVE STAFF	

INSTRUCTIONAL PERSONNEL FTE	Description of Assumptions
Teachers - Regular	
Teachers - SPED	
Substitute Teachers	
Teaching Assistants	
Specialty Teachers	
Aides	
Therapists & Counselors	
Other	
TOTAL INSTRUCTIONAL	

NON-INSTRUCTIONAL PERSONNEL FTE	Description of Assumptions
Nurse	
Librarian	
Custodian	
Security	
Other	
TOTAL NON-INSTRUCTIONAL	

TOTAL PERSONNEL SERVICE FTE	
-----------------------------	--

			TRUE NORTH ROCHESTER PREPARATORY CHARTER SCHOOL							
			Budget / Operating Plan 2016-17							
Total Revenue			-	#NAME?	#NAME?	#NAME?	#NAME?	#NAME?	#NAME?	#NAME?
Total Expenses			-	2,686,482	#NAME?	#NAME?	2,686,482	#NAME?	#NAME?	2,686,482
Net Income			-	#NAME?	#NAME?	#NAME?	#NAME?	#NAME?	#NAME?	#NAME?
Actual Student Enrollment			-	746	-	-	746	-	-	746
			Prior Year Actual	1st Quarter - 7/1 - 9/30			2nd Quarter - 10/1 - 12/31			3rd Quarter
			Err:508	Original Budget	Revised Budget	Variance	Original Budget	Revised Budget	Variance	Original Budget
REVENUE			Allocate Per Pupil Revenue by Quarter	*NOTE: If there are NO budget revisions at the time of quarterly submittal leave If budget revisions ARE made, the entire "REVISED" budget columns for the affected						
REVENUES FROM STATE SOURCES			2016-17							
Per Pupil Revenue			Per Pupil Rate	PPR %/Qtr->	25.0%	25.0%		25.0%	25.0%	
ROCHESTER CITY SD			#NAME?		#NAME?	#NAME?	#NAME?	#NAME?	#NAME?	#NAME?
CHURCHVILLE-CHILI CSD			#NAME?		#NAME?	#NAME?	#NAME?	#NAME?	#NAME?	#NAME?
GREECE CSD			#NAME?		#NAME?	#NAME?	#NAME?	#NAME?	#NAME?	#NAME?
GATES-CHILI CSD			#NAME?		#NAME?	#NAME?	#NAME?	#NAME?	#NAME?	#NAME?
RUSH-HENRIETTA CSD			#NAME?		#NAME?	#NAME?	#NAME?	#NAME?	#NAME?	#NAME?
WEST IRONDEQUOIT CSD			#NAME?		#NAME?	#NAME?	#NAME?	#NAME?	#NAME?	#NAME?
-			#N/A		#N/A	#N/A	#NAME?	#N/A	#N/A	#NAME?
-			#N/A		#N/A	#N/A	#NAME?	#N/A	#N/A	#NAME?
-			#N/A		#N/A	#N/A	#NAME?	#N/A	#N/A	#NAME?
-			#N/A		#N/A	#N/A	#NAME?	#N/A	#N/A	#NAME?
-			#N/A		#N/A	#N/A	#NAME?	#N/A	#N/A	#NAME?
-			#N/A		#N/A	#N/A	#NAME?	#N/A	#N/A	#NAME?
-			#N/A		#N/A	#N/A	#NAME?	#N/A	#N/A	#NAME?
-			#N/A		#N/A	#N/A	#NAME?	#N/A	#N/A	#NAME?
-			#N/A		#N/A	#N/A	#NAME?	#N/A	#N/A	#NAME?
ALL OTHER School Districts: ( Weighted Avg )			#N/A		#N/A	#N/A	#NAME?	#N/A	#N/A	#NAME?
TOTAL Per Pupil Revenue (Weighted Average Per Pupil Funding)			#NAME?	-	#NAME?	#NAME?	#NAME?	#NAME?	#NAME?	#NAME?
Special Education Revenue					52,714		#NAME?	52,714		#NAME?
Grants										
Stimulus							#NAME?			#NAME?
DYCD (Department of Youth and Community Development)							#NAME?			#NAME?
Other							#NAME?			#NAME?
Other					72,087		#NAME?	72,087		#NAME?
TOTAL REVENUE FROM STATE SOURCES				-	#NAME?	#NAME?	#NAME?	#NAME?	#NAME?	#NAME?
REVENUE FROM FEDERAL FUNDING										
IDEA Special Needs					4,691		#NAME?	4,691		#NAME?
Title I					66,942		#NAME?	66,942		#NAME?
Title Funding - Other					2,328		#NAME?	2,328		#NAME?
School Food Service (Free Lunch)					182,246		#NAME?	182,246		#NAME?
Grants										
Charter School Program (CSP) Planning & Implementation							#NAME?			#NAME?
Other							#NAME?			#NAME?
Other					25,546		#NAME?	25,546		#NAME?
TOTAL REVENUE FROM FEDERAL SOURCES				-	281,752		#NAME?	281,752		#NAME?
LOCAL and OTHER REVENUE										
Contributions and Donations							#NAME?			#NAME?
Fundraising							#NAME?			#NAME?
Erate Reimbursement							#NAME?			#NAME?
Earnings on Investments							#NAME?			#NAME?
Interest Income							#NAME?			#NAME?
Food Service (Income from meals)							#NAME?			#NAME?
Text Book							#NAME?			#NAME?
OTHER					5,000		#NAME?	5,000		#NAME?
TOTAL REVENUE FROM LOCAL and OTHER SOURCES				-	5,000		#NAME?	5,000		#NAME?
TOTAL REVENUE				-	#NAME?	#NAME?	#NAME?	#NAME?	#NAME?	#NAME?

		TRUE NORTH ROCHESTER PREPARATORY CHARTER SC								
		Budget / Operating Plan								
		2016-17								
Total Revenue		-	#NAME?	#NAME?	#NAME?	#NAME?	#NAME?	#NAME?	#NAME?	
Total Expenses		-	2,686,482	#NAME?	#NAME?	2,686,482	#NAME?	#NAME?	2,686,482	
Net Income		-	#NAME?	#NAME?	#NAME?	#NAME?	#NAME?	#NAME?	#NAME?	
Actual Student Enrollment		-	746	-	-	746	-	-	746	
		Prior Year Actual	1st Quarter - 7/1 - 9/30			2nd Quarter - 10/1 - 12/31			3rd Quarter - 1/1 - 3/31	
		Err:508	Original Budget	Revised Budget	Variance	Original Budget	Revised Budget	Variance	Original Budget	
EXPENSES										
ADMINISTRATIVE STAFF PERSONNEL COSTS		Avg. No. of Positions								
Executive Management	-				#NAME?			#NAME?		
Instructional Management	2.00		53,941		#NAME?	53,941		#NAME?	53,941	
Deans, Directors & Coordinators	7.00		181,697		#NAME?	181,697		#NAME?	181,697	
CFO / Director of Finance	-				#NAME?			#NAME?		
Operation / Business Manager	-				#NAME?			#NAME?		
Administrative Staff	6.00		61,375		#NAME?	61,375		#NAME?	61,375	
TOTAL ADMINISTRATIVE STAFF	15.00		-	297,013	-	#NAME?	297,013	-	#NAME?	297,013
INSTRUCTIONAL PERSONNEL COSTS										
Teachers - Regular	47.00		572,333		#NAME?	572,333		#NAME?	572,333	
Teachers - SPED	6.00		73,488		#NAME?	73,488		#NAME?	73,488	
Substitute Teachers	-				#NAME?			#NAME?		
Teaching Assistants	8.00		79,100		#NAME?	79,100		#NAME?	79,100	
Specialty Teachers	6.00		71,269		#NAME?	71,269		#NAME?	71,269	
Aides	-				#NAME?			#NAME?		
Therapists & Counselors	2.00		22,500		#NAME?	22,500		#NAME?	22,500	
Other	-		16,813		#NAME?	16,813		#NAME?	16,813	
TOTAL INSTRUCTIONAL	69.00		-	835,502	-	#NAME?	835,502	-	#NAME?	835,502
NON-INSTRUCTIONAL PERSONNEL COSTS										
Nurse	-				#NAME?			#NAME?		
Librarian	-				#NAME?			#NAME?		
Custodian	2.00		20,000		#NAME?	20,000		#NAME?	20,000	
Security	-				#NAME?			#NAME?		
Other	-		8,063		#NAME?	8,063		#NAME?	8,063	
TOTAL NON-INSTRUCTIONAL	2.00		-	28,063	-	#NAME?	28,063	-	#NAME?	28,063
SUBTOTAL PERSONNEL SERVICE COSTS		86.00	-	1,160,578	-	#NAME?	1,160,578	-	#NAME?	1,160,578
PAYROLL TAXES AND BENEFITS										
Payroll Taxes			93,784		#NAME?	93,784		#NAME?	93,784	
Fringe / Employee Benefits			137,324		#NAME?	137,324		#NAME?	137,324	
Retirement / Pension			46,101		#NAME?	46,101		#NAME?	46,101	
TOTAL PAYROLL TAXES AND BENEFITS			-	277,208	-	#NAME?	277,208	-	#NAME?	277,208
TOTAL PERSONNEL SERVICE COSTS		86.00	-	1,437,786	-	#NAME?	1,437,786	-	#NAME?	1,437,786
CONTRACTED SERVICES										
Accounting / Audit			1,813		#NAME?	1,813		#NAME?	1,813	
Legal			5,000		#NAME?	5,000		#NAME?	5,000	
Management Company Fee			229,482		#NAME?	229,482		#NAME?	229,482	
Nurse Services			375		#NAME?	375		#NAME?	375	
Food Service / School Lunch					#NAME?			#NAME?		
Payroll Services					#NAME?			#NAME?		
Special Ed Services					#NAME?			#NAME?		
Titlement Services (i.e. Title I)					#NAME?			#NAME?		
Other Purchased / Professional / Consulting			113,157		#NAME?	113,157		#NAME?	113,157	
TOTAL CONTRACTED SERVICES			-	349,827	-	#NAME?	349,827	-	#NAME?	349,827

Total Revenue	
Total Expenses	
Net Income	
Actual Student Enrollment	

**SCHOOL OPERATIONS**  
Board Expenses  
Classroom / Teaching Supplies & Materials  
Special Ed Supplies & Materials  
Textbooks / Workbooks  
Supplies & Materials other  
Equipment / Furniture  
Telephone  
Technology  
Student Testing & Assessment  
Field Trips  
Transportation (student)  
Student Services - other  
Office Expense  
Staff Development  
Staff Recruitment  
Student Recruitment / Marketing  
School Meals / Lunch  
Travel (Staff)  
Fundraising  
Other

**TOTAL SCHOOL OPERATIONS**

**FACILITY OPERATION & MAINTENANCE**  
Insurance  
Janitorial  
Building and Land Rent / Lease / Facility Finance Interest  
Repairs & Maintenance  
Equipment / Furniture  
Security  
Utilities

**TOTAL FACILITY OPERATION & MAINTENANCE**

**DEPRECIATION & AMORTIZATION  
RESERVES / CONTINGENCY**

**TOTAL EXPENSES**

**NET INCOME**

[illegible]

Total Revenue
Total Expenses
Net Income
Actual Student Enrollment

	Prior Year Actual	1st Quarter - 7/1 - 9/30			2nd Quarter - 10/1 - 12/31			3rd Quarter - 1/1 - 3/31
		Original Budget	Revised Budget	Variance	Original Budget	Revised Budget	Variance	Original Budget
Err:508								

**Number of Districts:**

ROCHESTER CITY SD  
CHURCHVILLE-CHILI CSD  
GREECE CSD  
GATES-CHILI CSD  
RUSH-HENRIETTA CSD  
WEST IRONDEQUOIT CSD

-  
-  
-  
-  
-  
-  
-  
-

All OTHER School Districts: ( Weighted Avg )

**TOTAL ENROLLMENT**

REVENUE PER PUPIL	-	#NAME?	-	#NAME?	#NAME?	-	#NAME?	#NAME?
EXPENSES PER PUPIL	-	3,600	-	#NAME?	3,600	-	#NAME?	3,600

		HOOL - WEST CAMPUS				
Total Revenue			#NAME?	#NAME?	#NAME?	#NAME?
Total Expenses			#NAME?	#NAME?	2,686,482	#NAME?
Net Income			#NAME?	#NAME?	#NAME?	#NAME?
Actual Student Enrollment			-	-	746	-
		Quarter - 1/1 - 3/31		4th Quarter - 4/1 - 6/30		
		Revised Budget	Variance	Original Budget	Revised Budget	Variance
REVENUE		If the 'REVISED' Column(s) COMPLETELY BLANK, the selected quarter(s) must be completed on tabs 2, 3 and 4.				
REVENUES FROM STATE SOURCES						
Per Pupil Revenue	2016-17					
	Per Pupil Rate	25.0%		25.0%	25.0%	
ROCHESTER CITY SD	#NAME?	#NAME?	#NAME?	#NAME?	#NAME?	#NAME?
CHURCHVILLE-CHILI CSD	#NAME?	#NAME?	#NAME?	#NAME?	#NAME?	#NAME?
GREECE CSD	#NAME?	#NAME?	#NAME?	#NAME?	#NAME?	#NAME?
GATES-CHILI CSD	#NAME?	#NAME?	#NAME?	#NAME?	#NAME?	#NAME?
RUSH-HENRIETTA CSD	#NAME?	#NAME?	#NAME?	#NAME?	#NAME?	#NAME?
WEST IRONDEQUOIT CSD	#NAME?	#NAME?	#NAME?	#NAME?	#NAME?	#NAME?
-	#N/A	#N/A	#NAME?	#N/A	#N/A	#NAME?
-	#N/A	#N/A	#NAME?	#N/A	#N/A	#NAME?
-	#N/A	#N/A	#NAME?	#N/A	#N/A	#NAME?
-	#N/A	#N/A	#NAME?	#N/A	#N/A	#NAME?
-	#N/A	#N/A	#NAME?	#N/A	#N/A	#NAME?
-	#N/A	#N/A	#NAME?	#N/A	#N/A	#NAME?
-	#N/A	#N/A	#NAME?	#N/A	#N/A	#NAME?
-	#N/A	#N/A	#NAME?	#N/A	#N/A	#NAME?
-	#N/A	#N/A	#NAME?	#N/A	#N/A	#NAME?
-	#N/A	#N/A	#NAME?	#N/A	#N/A	#NAME?
ALL OTHER School Districts: ( Weighted Avg )	#N/A	#N/A	#NAME?	#N/A	#N/A	#NAME?
TOTAL Per Pupil Revenue (Weighted Average Per Pupil Funding)	#NAME?	#NAME?	#NAME?	#NAME?	#NAME?	#NAME?
Special Education Revenue			#NAME?	52,714		#NAME?
Grants						
Stimulus			#NAME?			#NAME?
DYCD (Department of Youth and Community Development)			#NAME?			#NAME?
Other			#NAME?			#NAME?
Other			#NAME?	72,087		#NAME?
TOTAL REVENUE FROM STATE SOURCES		#NAME?	#NAME?	#NAME?	#NAME?	#NAME?
REVENUE FROM FEDERAL FUNDING						
IDEA Special Needs			#NAME?	4,691		#NAME?
Title I			#NAME?	66,942		#NAME?
Title Funding - Other			#NAME?	2,328		#NAME?
School Food Service (Free Lunch)			#NAME?	182,246		#NAME?
Grants						
Charter School Program (CSP) Planning & Implementation			#NAME?			#NAME?
Other			#NAME?			#NAME?
Other			#NAME?	25,546		#NAME?
TOTAL REVENUE FROM FEDERAL SOURCES	-	#NAME?		281,752	-	#NAME?
LOCAL and OTHER REVENUE						
Contributions and Donations			#NAME?			#NAME?
Fundraising			#NAME?			#NAME?
Erate Reimbursement			#NAME?			#NAME?
Earnings on Investments			#NAME?			#NAME?
Interest Income			#NAME?			#NAME?
Food Service (Income from meals)			#NAME?			#NAME?
Text Book			#NAME?			#NAME?
OTHER			#NAME?	5,000		#NAME?
TOTAL REVENUE FROM LOCAL and OTHER SOURCES	-	#NAME?		5,000	-	#NAME?
TOTAL REVENUE		#NAME?	#NAME?	#NAME?	#NAME?	#NAME?

		HOOL - WEST CAMPUS				
Total Revenue		#NAME?	#NAME?	#NAME?	#NAME?	#NAME?
Total Expenses		#NAME?	#NAME?	2,686,482	#NAME?	#NAME?
Net Income		#NAME?	#NAME?	#NAME?	#NAME?	#NAME?
Actual Student Enrollment		-	-	746	-	-
		Quarter - 1/1 - 3/31		4th Quarter - 4/1 - 6/30		
		Revised Budget	Variance	Original Budget	Revised Budget	Variance
<b>EXPENSES</b>						
<b>ADMINISTRATIVE STAFF PERSONNEL COSTS</b>	Avg. No. of Positions					
Executive Management	-		#NAME?			#NAME?
Instructional Management	2.00		#NAME?	53,941		#NAME?
Deans, Directors & Coordinators	7.00		#NAME?	181,697		#NAME?
CFO / Director of Finance	-		#NAME?			#NAME?
Operation / Business Manager	-		#NAME?			#NAME?
Administrative Staff	6.00		#NAME?	61,375		#NAME?
TOTAL ADMINISTRATIVE STAFF	15.00	-	#NAME?	297,013	-	#NAME?
<b>INSTRUCTIONAL PERSONNEL COSTS</b>						
Teachers - Regular	47.00		#NAME?	572,333		#NAME?
Teachers - SPED	6.00		#NAME?	73,488		#NAME?
Substitute Teachers	-		#NAME?			#NAME?
Teaching Assistants	8.00		#NAME?	79,100		#NAME?
Specialty Teachers	6.00		#NAME?	71,269		#NAME?
Aides	-		#NAME?			#NAME?
Therapists & Counselors	2.00		#NAME?	22,500		#NAME?
Other	-		#NAME?	16,813		#NAME?
TOTAL INSTRUCTIONAL	69.00	-	#NAME?	835,502	-	#NAME?
<b>NON-INSTRUCTIONAL PERSONNEL COSTS</b>						
Nurse	-		#NAME?			#NAME?
Librarian	-		#NAME?			#NAME?
Custodian	2.00		#NAME?	20,000		#NAME?
Security	-		#NAME?			#NAME?
Other	-		#NAME?	8,063		#NAME?
TOTAL NON-INSTRUCTIONAL	2.00	-	#NAME?	28,063	-	#NAME?
<b>SUBTOTAL PERSONNEL SERVICE COSTS</b>	86.00	-	#NAME?	1,160,578	-	#NAME?
<b>PAYROLL TAXES AND BENEFITS</b>						
Payroll Taxes			#NAME?	93,784		#NAME?
Fringe / Employee Benefits			#NAME?	137,324		#NAME?
Retirement / Pension			#NAME?	46,101		#NAME?
TOTAL PAYROLL TAXES AND BENEFITS		-	#NAME?	277,208	-	#NAME?
<b>TOTAL PERSONNEL SERVICE COSTS</b>	86.00	-	#NAME?	1,437,786	-	#NAME?
<b>CONTRACTED SERVICES</b>						
Accounting / Audit			#NAME?	1,813		#NAME?
Legal			#NAME?	5,000		#NAME?
Management Company Fee			#NAME?	229,482		#NAME?
Nurse Services			#NAME?	375		#NAME?
Food Service / School Lunch			#NAME?			#NAME?
Payroll Services			#NAME?			#NAME?
Special Ed Services			#NAME?			#NAME?
Titlement Services (i.e. Title I)			#NAME?			#NAME?
Other Purchased / Professional / Consulting			#NAME?	113,157		#NAME?
TOTAL CONTRACTED SERVICES		-	#NAME?	349,827	-	#NAME?

	HOOOL - WEST CAMPUS				
Total Revenue	#NAME?	#NAME?	#NAME?	#NAME?	#NAME?
Total Expenses	#NAME?	#NAME?	2,686,482	#NAME?	#NAME?
Net Income	#NAME?	#NAME?	#NAME?	#NAME?	#NAME?
Actual Student Enrollment	-	-	746	-	-
	Quarter - 1/1 - 3/31		4th Quarter - 4/1 - 6/30		
	Revised Budget	Variance	Original Budget	Revised Budget	Variance
<b>SCHOOL OPERATIONS</b>					
Board Expenses		#NAME?	225		#NAME?
Classroom / Teaching Supplies & Materials		#NAME?	45,500		#NAME?
Special Ed Supplies & Materials		#NAME?	2,500		#NAME?
Textbooks / Workbooks		#NAME?	10,250		#NAME?
Supplies & Materials other		#NAME?			#NAME?
Equipment / Furniture		#NAME?			#NAME?
Telephone		#NAME?			#NAME?
Technology		#NAME?	147,424		#NAME?
Student Testing & Assessment		#NAME?	5,267		#NAME?
Field Trips		#NAME?	14,250		#NAME?
Transportation (student)		#NAME?	28,750		#NAME?
Student Services - other		#NAME?	13,750		#NAME?
Office Expense		#NAME?			#NAME?
Staff Development		#NAME?	80,531		#NAME?
Staff Recruitment		#NAME?	5,000		#NAME?
Student Recruitment / Marketing		#NAME?	2,500		#NAME?
School Meals / Lunch		#NAME?	158,445		#NAME?
Travel (Staff)		#NAME?			#NAME?
Fundraising		#NAME?			#NAME?
Other		#NAME?	74,167		#NAME?
TOTAL SCHOOL OPERATIONS	-	#NAME?	588,558	-	#NAME?
<b>FACILITY OPERATION &amp; MAINTENANCE</b>					
Insurance		#NAME?			#NAME?
Janitorial		#NAME?	26,750		#NAME?
Building and Land Rent / Lease / Facility Finance Interest		#NAME?	181,659.83		#NAME?
Repairs & Maintenance		#NAME?	15,525		#NAME?
Equipment / Furniture		#NAME?	32,000		#NAME?
Security		#NAME?	1,875		#NAME?
Utilities		#NAME?	52,500		#NAME?
TOTAL FACILITY OPERATION & MAINTENANCE	-	#NAME?	310,310	-	#NAME?
<b>DEPRECIATION &amp; AMORTIZATION</b>		#NAME?			#NAME?
<b>RESERVES / CONTINGENCY</b>		#NAME?			#NAME?
<b>TOTAL EXPENSES</b>	-	#NAME?	2,686,482	-	#NAME?
<b>NET INCOME</b>	#NAME?	#NAME?	#NAME?	#NAME?	#NAME?

	HOOOL - WEST CAMPUS				
Total Revenue	#NAME?	#NAME?	#NAME?	#NAME?	#NAME?
Total Expenses	#NAME?	#NAME?	2,686,482	#NAME?	#NAME?
Net Income	#NAME?	#NAME?	#NAME?	#NAME?	#NAME?
Actual Student Enrollment	-	-	746	-	-
	Quarter - 1/1 - 3/31		4th Quarter - 4/1 - 6/30		
	Revised Budget	Variance	Original Budget	Revised Budget	Variance
ENROLLMENT - *School Districts Are Linked To Above Entries*					
Number of Districts:	-	-	6	-	-
ROCHESTER CITY SD	-	-	724	-	-
CHURCHVILLE-CHILI CSD	-	-	4	-	-
GREECE CSD	-	-	4	-	-
GATES-CHILI CSD	-	-	4	-	-
RUSH-HENRIETTA CSD	-	-	4	-	-
WEST IRONDEQUOIT CSD	-	-	4	-	-
-	-	-	-	-	-
-	-	-	-	-	-
-	-	-	-	-	-
-	-	-	-	-	-
-	-	-	-	-	-
-	-	-	-	-	-
-	-	-	-	-	-
-	-	-	-	-	-
-	-	-	-	-	-
ALL OTHER School Districts: ( Weighted Avg )	-	-	-	-	-
TOTAL ENROLLMENT	-	-	746	-	-
REVENUE PER PUPIL	-	#NAME?	#NAME?	-	#NAME?
EXPENSES PER PUPIL	-	#NAME?	3,600	-	#NAME?

		TRUE NORTH ROCHESTER PREPARATORY C Budget / Operating Plan 2016-17				
Total Revenue		#NAME?	#NAME?	#NAME?	#NAME?	#NAME?
Total Expenses		10,745,927	#NAME?	#NAME?	(10,745,927)	#NAME?
Net Income		#NAME?	#NAME?	#NAME?	#NAME?	#NAME?
Actual Student Enrollment						
		Total Year			VARIANCE	
		Original Budget	Revised Budget	Variance	Original Budget vs. PY Budget	Revised Budget vs. PY Budget
REVENUE						
REVENUES FROM STATE SOURCES						
Per Pupil Revenue	2016-17 Per Pupil Rate					
ROCHESTER CITY SD	#NAME?	#NAME?	#NAME?	#NAME?	#NAME?	#NAME?
CHURCHVILLE-CHILI CSD	#NAME?	#NAME?	#NAME?	#NAME?	#NAME?	#NAME?
GREECE CSD	#NAME?	#NAME?	#NAME?	#NAME?	#NAME?	#NAME?
GATES-CHILI CSD	#NAME?	#NAME?	#NAME?	#NAME?	#NAME?	#NAME?
RUSH-HENRIETTA CSD	#NAME?	#NAME?	#NAME?	#NAME?	#NAME?	#NAME?
WEST IRONDEQUOIT CSD	#NAME?	#NAME?	#NAME?	#NAME?	#NAME?	#NAME?
-	#N/A	#N/A	#NAME?	#NAME?	#N/A	#NAME?
-	#N/A	#N/A	#NAME?	#NAME?	#N/A	#NAME?
-	#N/A	#N/A	#NAME?	#NAME?	#N/A	#NAME?
-	#N/A	#N/A	#NAME?	#NAME?	#N/A	#NAME?
-	#N/A	#N/A	#NAME?	#NAME?	#N/A	#NAME?
-	#N/A	#N/A	#NAME?	#NAME?	#N/A	#NAME?
-	#N/A	#N/A	#NAME?	#NAME?	#N/A	#NAME?
-	#N/A	#N/A	#NAME?	#NAME?	#N/A	#NAME?
-	#N/A	#N/A	#NAME?	#NAME?	#N/A	#NAME?
ALL OTHER School Districts: ( Weighted Avg )	#N/A	#N/A	#NAME?	#NAME?	#N/A	#NAME?
TOTAL Per Pupil Revenue (Weighted Average Per Pupil Funding)	#NAME?	#NAME?	#NAME?	#NAME?	#NAME?	#NAME?
Special Education Revenue		210,858	#NAME?	#NAME?	210,858	#NAME?
Grants						
Stimulus		-	#NAME?	#NAME?	-	#NAME?
DYCD (Department of Youth and Community Development)		-	#NAME?	#NAME?	-	#NAME?
Other		-	#NAME?	#NAME?	-	#NAME?
Other		288,349	#NAME?	#NAME?	288,349	#NAME?
TOTAL REVENUE FROM STATE SOURCES		#NAME?	#NAME?	#NAME?	#NAME?	#NAME?
REVENUE FROM FEDERAL FUNDING						
IDEA Special Needs		18,763	#NAME?	#NAME?	18,763	#NAME?
Title I		267,768	#NAME?	#NAME?	267,768	#NAME?
Title Funding - Other		9,314	#NAME?	#NAME?	9,314	#NAME?
School Food Service (Free Lunch)		728,982	#NAME?	#NAME?	728,982	#NAME?
Grants						
Charter School Program (CSP) Planning & Implementation		-	#NAME?	#NAME?	-	#NAME?
Other		-	#NAME?	#NAME?	-	#NAME?
Other		102,182	#NAME?	#NAME?	102,182	#NAME?
TOTAL REVENUE FROM FEDERAL SOURCES		1,127,009	#NAME?	#NAME?	1,127,009	#NAME?
LOCAL and OTHER REVENUE						
Contributions and Donations		-	#NAME?	#NAME?	-	#NAME?
Fundraising		-	#NAME?	#NAME?	-	#NAME?
Erate Reimbursement		-	#NAME?	#NAME?	-	#NAME?
Earnings on Investments		-	#NAME?	#NAME?	-	#NAME?
Interest Income		-	#NAME?	#NAME?	-	#NAME?
Food Service (Income from meals)		-	#NAME?	#NAME?	-	#NAME?
Text Book		-	#NAME?	#NAME?	-	#NAME?
OTHER		20,000	#NAME?	#NAME?	20,000	#NAME?
TOTAL REVENUE FROM LOCAL and OTHER SOURCES		20,000	#NAME?	#NAME?	20,000	#NAME?
TOTAL REVENUE		#NAME?	#NAME?	#NAME?	#NAME?	#NAME?

		TRUE NORTH ROCHESTER PREPARATORY C Budget / Operating Plan 2016-17				
Total Revenue		#NAME?	#NAME?	#NAME?	#NAME?	#NAME?
Total Expenses		10,745,927	#NAME?	#NAME?	(10,745,927)	#NAME?
Net Income		#NAME?	#NAME?	#NAME?	#NAME?	#NAME?
Actual Student Enrollment						
		Total Year			VARIANCE	
		Original Budget	Revised Budget	Variance	Original Budget vs. PY Budget	Revised Budget vs. PY Budget
<b>EXPENSES</b>						
<b>ADMINISTRATIVE STAFF PERSONNEL COSTS</b>						
	Avg. No. of Positions					
Executive Management	-	-	#NAME?	#NAME?	-	#NAME?
Instructional Management	2.00	215,763	#NAME?	#NAME?	(215,763)	#NAME?
Deans, Directors & Coordinators	7.00	726,790	#NAME?	#NAME?	(726,790)	#NAME?
CFO / Director of Finance	-	-	#NAME?	#NAME?	-	#NAME?
Operation / Business Manager	-	-	#NAME?	#NAME?	-	#NAME?
Administrative Staff	6.00	245,500	#NAME?	#NAME?	(245,500)	#NAME?
TOTAL ADMINISTRATIVE STAFF	15.00	1,188,053	#NAME?	#NAME?	(1,188,053)	#NAME?
<b>INSTRUCTIONAL PERSONNEL COSTS</b>						
Teachers - Regular	47.00	2,289,331	#NAME?	#NAME?	(2,289,331)	#NAME?
Teachers - SPED	6.00	293,952	#NAME?	#NAME?	(293,952)	#NAME?
Substitute Teachers	-	-	#NAME?	#NAME?	-	#NAME?
Teaching Assistants	8.00	316,400	#NAME?	#NAME?	(316,400)	#NAME?
Specialty Teachers	6.00	285,075	#NAME?	#NAME?	(285,075)	#NAME?
Aides	-	-	#NAME?	#NAME?	-	#NAME?
Therapists & Counselors	2.00	90,000	#NAME?	#NAME?	(90,000)	#NAME?
Other	-	67,250	#NAME?	#NAME?	(67,250)	#NAME?
TOTAL INSTRUCTIONAL	69.00	3,342,009	#NAME?	#NAME?	(3,342,009)	#NAME?
<b>NON-INSTRUCTIONAL PERSONNEL COSTS</b>						
Nurse	-	-	#NAME?	#NAME?	-	#NAME?
Librarian	-	-	#NAME?	#NAME?	-	#NAME?
Custodian	2.00	80,000	#NAME?	#NAME?	(80,000)	#NAME?
Security	-	-	#NAME?	#NAME?	-	#NAME?
Other	-	32,250	#NAME?	#NAME?	(32,250)	#NAME?
TOTAL NON-INSTRUCTIONAL	2.00	112,250	#NAME?	#NAME?	(112,250)	#NAME?
<b>SUBTOTAL PERSONNEL SERVICE COSTS</b>		86.00	4,642,311	#NAME?	#NAME?	(4,642,311)
<b>PAYROLL TAXES AND BENEFITS</b>						
Payroll Taxes		375,137	#NAME?	#NAME?	(375,137)	#NAME?
Fringe / Employee Benefits		549,294	#NAME?	#NAME?	(549,294)	#NAME?
Retirement / Pension		184,402	#NAME?	#NAME?	(184,402)	#NAME?
TOTAL PAYROLL TAXES AND BENEFITS		1,108,833	#NAME?	#NAME?	(1,108,833)	#NAME?
<b>TOTAL PERSONNEL SERVICE COSTS</b>		86.00	5,751,145	#NAME?	#NAME?	(5,751,145)
<b>CONTRACTED SERVICES</b>						
Accounting / Audit		7,250	#NAME?	#NAME?	(7,250)	#NAME?
Legal		20,000	#NAME?	#NAME?	(20,000)	#NAME?
Management Company Fee		917,930	#NAME?	#NAME?	(917,930)	#NAME?
Nurse Services		1,500	#NAME?	#NAME?	(1,500)	#NAME?
Food Service / School Lunch		-	#NAME?	#NAME?	-	#NAME?
Payroll Services		-	#NAME?	#NAME?	-	#NAME?
Special Ed Services		-	#NAME?	#NAME?	-	#NAME?
Titlement Services (i.e. Title I)		-	#NAME?	#NAME?	-	#NAME?
Other Purchased / Professional / Consulting		452,630	#NAME?	#NAME?	(452,630)	#NAME?
TOTAL CONTRACTED SERVICES		1,399,309	#NAME?	#NAME?	(1,399,309)	#NAME?

TRUE NORTH ROCHESTER PREPARATORY C					
Budget / Operating Plan					
2016-17					
Total Revenue	#NAME?	#NAME?	#NAME?	#NAME?	#NAME?
Total Expenses	10,745,927	#NAME?	#NAME?	(10,745,927)	#NAME?
Net Income	#NAME?	#NAME?	#NAME?	#NAME?	#NAME?
Actual Student Enrollment					
	Total Year			VARIANCE	
	Original Budget	Revised Budget	Variance	Original Budget vs. PY Budget	Revised Budget vs. PY Budget
<b>SCHOOL OPERATIONS</b>					
Board Expenses	900	#NAME?	#NAME?	(900)	#NAME?
Classroom / Teaching Supplies & Materials	182,000	#NAME?	#NAME?	(182,000)	#NAME?
Special Ed Supplies & Materials	10,000	#NAME?	#NAME?	(10,000)	#NAME?
Textbooks / Workbooks	41,000	#NAME?	#NAME?	(41,000)	#NAME?
Supplies & Materials other	-	#NAME?	#NAME?	-	#NAME?
Equipment / Furniture	-	#NAME?	#NAME?	-	#NAME?
Telephone	-	#NAME?	#NAME?	-	#NAME?
Technology	589,695	#NAME?	#NAME?	(589,695)	#NAME?
Student Testing & Assessment	21,068	#NAME?	#NAME?	(21,068)	#NAME?
Field Trips	57,000	#NAME?	#NAME?	(57,000)	#NAME?
Transportation (student)	115,000	#NAME?	#NAME?	(115,000)	#NAME?
Student Services - other	55,000	#NAME?	#NAME?	(55,000)	#NAME?
Office Expense	-	#NAME?	#NAME?	-	#NAME?
Staff Development	322,125	#NAME?	#NAME?	(322,125)	#NAME?
Staff Recruitment	20,000	#NAME?	#NAME?	(20,000)	#NAME?
Student Recruitment / Marketing	10,000	#NAME?	#NAME?	(10,000)	#NAME?
School Meals / Lunch	633,780	#NAME?	#NAME?	(633,780)	#NAME?
Travel (Staff)	-	#NAME?	#NAME?	-	#NAME?
Fundraising	-	#NAME?	#NAME?	-	#NAME?
Other	296,666	#NAME?	#NAME?	(296,666)	#NAME?
TOTAL SCHOOL OPERATIONS	2,354,234	#NAME?	#NAME?	(2,354,234)	#NAME?
<b>FACILITY OPERATION &amp; MAINTENANCE</b>					
Insurance	-	#NAME?	#NAME?	-	#NAME?
Janitorial	107,000	#NAME?	#NAME?	(107,000)	#NAME?
Building and Land Rent / Lease / Facility Finance Interest	726,639	#NAME?	#NAME?	(726,639)	#NAME?
Repairs & Maintenance	62,100	#NAME?	#NAME?	(62,100)	#NAME?
Equipment / Furniture	128,000	#NAME?	#NAME?	(128,000)	#NAME?
Security	7,500	#NAME?	#NAME?	(7,500)	#NAME?
Utilities	210,000	#NAME?	#NAME?	(210,000)	#NAME?
TOTAL FACILITY OPERATION & MAINTENANCE	1,241,239	#NAME?	#NAME?	(1,241,239)	#NAME?
<b>DEPRECIATION &amp; AMORTIZATION</b>	-	#NAME?	#NAME?	-	#NAME?
<b>RESERVES / CONTINGENCY</b>	-	#NAME?	#NAME?	-	#NAME?
<b>TOTAL EXPENSES</b>	10,745,927	#NAME?	#NAME?	(10,745,927)	#NAME?
<b>NET INCOME</b>	#NAME?	#NAME?	#NAME?	#NAME?	#NAME?

		TRUE NORTH ROCHESTER PREPARATORY C Budget / Operating Plan				
		2016-17				
Total Revenue		#NAME?	#NAME?	#NAME?	#NAME?	#NAME?
Total Expenses		10,745,927	#NAME?	#NAME?	(10,745,927)	#NAME?
Net Income		#NAME?	#NAME?	#NAME?	#NAME?	#NAME?
Actual Student Enrollment						
		Total Year			VARIANCE	
		Original Budget	Revised Budget	Variance	Original Budget vs. PY Budget	Revised Budget vs. PY Budget
ENROLLMENT - *School Districts Are Linked To Above Entries*						
Number of Districts:						
ROCHESTER CITY SD						
CHURCHVILLE-CHILI CSD						
GREECE CSD						
GATES-CHILI CSD						
RUSH-HENRIETTA CSD						
WEST IRONDEQUOIT CSD						
-						
-						
-						
-						
-						
-						
-						
ALL OTHER School Districts: ( Weighted Avg )						
TOTAL ENROLLMENT						
REVENUE PER PUPIL						
EXPENSES PER PUPIL						

	HARTER SCHOOL - WEST CAMPUS	
Total Revenue		
Total Expenses		
Net Income		
Actual Student Enrollment		
	DESCRIPTION OF ASSUMPTIONS	
REVENUE		
REVENUES FROM STATE SOURCES	2016-17	
Per Pupil Revenue	Per Pupil Rate	
ROCHESTER CITY SD	#NAME?	
CHURCHVILLE-CHILI CSD	#NAME?	
GREECE CSD	#NAME?	
GATES-CHILI CSD	#NAME?	
RUSH-HENRIETTA CSD	#NAME?	
WEST IRONDEQUOIT CSD	#NAME?	
-	#N/A	
-	#N/A	
-	#N/A	
-	#N/A	
-	#N/A	
-	#N/A	
-	#N/A	
-	#N/A	
-	#N/A	
ALL OTHER School Districts: ( Weighted Avg )	#N/A	
TOTAL Per Pupil Revenue (Weighted Average Per Pupil Funding)	#NAME?	
Special Education Revenue		
Grants		
Stimulus		
DYCD (Department of Youth and Community Development)		
Other		
Other		Special State Funding
TOTAL REVENUE FROM STATE SOURCES		
REVENUE FROM FEDERAL FUNDING		
IDEA Special Needs		
Title I		
Title Funding - Other		
School Food Service (Free Lunch)		
Grants		
Charter School Program (CSP) Planning & Implementation		
Other		
Other		
TOTAL REVENUE FROM FEDERAL SOURCES		
LOCAL and OTHER REVENUE		
Contributions and Donations		
Fundraising		
Erate Reimbursement		
Earnings on Investments		
Interest Income		
Food Service (Income from meals)		
Text Book		
OTHER		
TOTAL REVENUE FROM LOCAL and OTHER SOURCES		
TOTAL REVENUE		

		HARTER SCHOOL - WEST CAMPUS
Total Revenue		DESCRIPTION OF ASSUMPTIONS
Total Expenses		
Net Income		
Actual Student Enrollment		

	HARTER SCHOOL - WEST CAMPUS
Total Revenue	
Total Expenses	
Net Income	
Actual Student Enrollment	
	DESCRIPTION OF ASSUMPTIONS
<b>SCHOOL OPERATIONS</b> Board Expenses Classroom / Teaching Supplies & Materials Special Ed Supplies & Materials Textbooks / Workbooks Supplies & Materials other Equipment / Furniture Telephone Technology Student Testing & Assessment Field Trips Transportation (student) Student Services - other Office Expense Staff Development Staff Recruitment Student Recruitment / Marketing School Meals / Lunch Travel (Staff) Fundraising Other TOTAL SCHOOL OPERATIONS	
<b>FACILITY OPERATION &amp; MAINTENANCE</b> Insurance Janitorial Building and Land Rent / Lease / Facility Finance Interest Repairs & Maintenance Equipment / Furniture Security Utilities TOTAL FACILITY OPERATION & MAINTENANCE	
<b>DEPRECIATION &amp; AMORTIZATION</b> <b>RESERVES / CONTINGENCY</b>	
<b>TOTAL EXPENSES</b>	
<b>NET INCOME</b>	

	HARTER SCHOOL - WEST CAMPUS
Total Revenue Total Expenses Net Income Actual Student Enrollment	
	DESCRIPTION OF ASSUMPTIONS
ENROLLMENT - *School Districts Are Linked To Above Entries* Number of Districts: ROCHESTER CITY SD CHURCHVILLE-CHILI CSD GREECE CSD GATES-CHILI CSD RUSH-HENRIETTA CSD WEST IRONDEQUOIT CSD - - - - - - - - ALL OTHER School Districts: ( Weighted Avg ) TOTAL ENROLLMENT  REVENUE PER PUPIL  EXPENSES PER PUPIL	

**TRUE NORTH ROCHESTER PREPARATORY CHARTER SCHOOL - WEST CAMPUS**  
**BALANCE SHEET**  
**2016-17**

	<u>Prior Year</u>	Q1	Q2	Q3	Q4
	<u>Err:508</u>	<u>As of 9/30</u>	<u>As of 12/31</u>	<u>As of 3/31</u>	<u>As of 6/30</u>
<b><u>ASSETS</u></b>					
<b><u>CURRENT ASSETS</u></b>					
Cash and cash equivalents	-	-	-	-	-
Grants and contracts receivable	-	-	-	-	-
Accounts receivables	-	-	-	-	-
Prepaid Expenses	-	-	-	-	-
Contributions and other receivables	-	-	-	-	-
<b>TOTAL CURRENT ASSETS</b>	-	-	-	-	-
<b><u>PROPERTY, BUILDING AND EQUIPMENT, net</u></b>	-	-	-	-	-
<b><u>OTHER ASSETS</u></b>	-	-	-	-	-
<b>TOTAL ASSETS</b>	-	-	-	-	-
<b><u>LIABILITIES AND NET ASSETS</u></b>					
<b><u>CURRENT LIABILITIES</u></b>					
Accounts payable and accrued expenses	-	-	-	-	-
Accrued payroll and benefits	-	-	-	-	-
Deferred Revenue	-	-	-	-	-
Current maturities of long-term debt	-	-	-	-	-
Short Term Debt - Bonds, Notes Payable	-	-	-	-	-
Other	-	-	-	-	-
<b>TOTAL CURRENT LIABILITIES</b>	-	-	-	-	-
<b><u>LONG-TERM DEBT and NOTES PAYABLE, net current maturities</u></b>	-	-	-	-	-
<b>TOTAL LIABILITIES</b>	-	-	-	-	-
<b><u>NET ASSETS</u></b>					
Unrestricted	-	-	-	-	-
Temporarily restricted	-	-	-	-	-
<b>TOTAL NET ASSETS</b>	-	-	-	-	-
<b>TOTAL LIABILITIES AND NET ASSETS</b>	-	-	-	-	-

**Budget / Operating Plan**

Total Revenue	-	#NAME?	-	-	#NAME?	-	-
Total Expenses	-	#NAME?	-	-	#NAME?	-	-
Net Income	-	#NAME?	-	-	#NAME?	-	-
Actual Student Enrollment	-	#NAME?	-	-	#NAME?	-	-

3rd (

	#NAME?	-		#NAME?	-	
	#NAME?	-		#NAME?	-	
	#NAME?	-		#NAME?	-	
	#NAME?	-		#NAME?	-	
	#NAME?	-		#NAME?	-	
	#NAME?	-		#NAME?	-	
	#NAME?	-		#NAME?	-	
	#NAME?	-		#NAME?	-	
	#NAME?	-		#NAME?	-	
-	#NAME?	-	-	#NAME?	-	-

-	#NAME?	-	-	#NAME?	-	-
---	--------	---	---	--------	---	---

## TRUE NORTH ROCHESTER PREPARATORY CHART

## Budget / Operating Plan

2016-17

Total Revenue	-	#NAME?	-	-	#NAME?	-	-
Total Expenses	-	#NAME?	-	-	#NAME?	-	-
Net Income	-	#NAME?	-	-	#NAME?	-	-
Actual Student Enrollment	-	#NAME?	-	-	#NAME?	-	-

*NOTE: Enrollment, Revenue and Expenditure Data IN the 'Total and Variance Analysis' Section is Based on LAST ACTUAL Quarter Completed	1st Quarter - 7/1 - 9/30			2nd Quarter - 10/1 - 12/31			3rd Quarter
	Actual	Current Budget	Variance	Actual	Current Budget	Variance	Actual

## EXPENSES

## ADMINISTRATIVE STAFF PERSONNEL COSTS

Quarter 0

No. of Positions

Executive Management	#NAME?	#NAME?	-	#NAME?	#NAME?	-	#NAME?
Instructional Management	#NAME?	#NAME?	-	#NAME?	#NAME?	-	#NAME?
Deans, Directors & Coordinators	#NAME?	#NAME?	-	#NAME?	#NAME?	-	#NAME?
CFO / Director of Finance	#NAME?	#NAME?	-	#NAME?	#NAME?	-	#NAME?
Operation / Business Manager	#NAME?	#NAME?	-	#NAME?	#NAME?	-	#NAME?
Administrative Staff	#NAME?	#NAME?	-	#NAME?	#NAME?	-	#NAME?
TOTAL ADMINISTRATIVE STAFF	#NAME?	#NAME?	-	#NAME?	#NAME?	-	#NAME?

## INSTRUCTIONAL PERSONNEL COSTS

Teachers - Regular	#NAME?	#NAME?	-	#NAME?	#NAME?	-	#NAME?
Teachers - SPED	#NAME?	#NAME?	-	#NAME?	#NAME?	-	#NAME?
Substitute Teachers	#NAME?	#NAME?	-	#NAME?	#NAME?	-	#NAME?
Teaching Assistants	#NAME?	#NAME?	-	#NAME?	#NAME?	-	#NAME?
Specialty Teachers	#NAME?	#NAME?	-	#NAME?	#NAME?	-	#NAME?
Aides	#NAME?	#NAME?	-	#NAME?	#NAME?	-	#NAME?
Therapists & Counselors	#NAME?	#NAME?	-	#NAME?	#NAME?	-	#NAME?
Other	#NAME?	#NAME?	-	#NAME?	#NAME?	-	#NAME?
TOTAL INSTRUCTIONAL	#NAME?	#NAME?	-	#NAME?	#NAME?	-	#NAME?

## NON-INSTRUCTIONAL PERSONNEL COSTS

Nurse	#NAME?	#NAME?	-	#NAME?	#NAME?	-	#NAME?
Librarian	#NAME?	#NAME?	-	#NAME?	#NAME?	-	#NAME?
Custodian	#NAME?	#NAME?	-	#NAME?	#NAME?	-	#NAME?
Security	#NAME?	#NAME?	-	#NAME?	#NAME?	-	#NAME?
Other	#NAME?	#NAME?	-	#NAME?	#NAME?	-	#NAME?
TOTAL NON-INSTRUCTIONAL	#NAME?	#NAME?	-	#NAME?	#NAME?	-	#NAME?

## SUBTOTAL PERSONNEL SERVICE COSTS

#NAME?	#NAME?	#NAME?	-	#NAME?	#NAME?	-	#NAME?
--------	--------	--------	---	--------	--------	---	--------

## PAYROLL TAXES AND BENEFITS

Payroll Taxes	#NAME?	#NAME?	-	#NAME?	#NAME?	-	#NAME?
Fringe / Employee Benefits	#NAME?	#NAME?	-	#NAME?	#NAME?	-	#NAME?
Retirement / Pension	#NAME?	#NAME?	-	#NAME?	#NAME?	-	#NAME?
TOTAL PAYROLL TAXES AND BENEFITS	#NAME?	#NAME?	-	#NAME?	#NAME?	-	#NAME?

## TOTAL PERSONNEL SERVICE COSTS

#NAME?	#NAME?	#NAME?	-	#NAME?	#NAME?	-	#NAME?
--------	--------	--------	---	--------	--------	---	--------

## CONTRACTED SERVICES

Accounting / Audit	#NAME?	#NAME?	-	#NAME?	#NAME?	-	#NAME?
Legal	#NAME?	#NAME?	-	#NAME?	#NAME?	-	#NAME?
Management Company Fee	#NAME?	#NAME?	-	#NAME?	#NAME?	-	#NAME?
Nurse Services	#NAME?	#NAME?	-	#NAME?	#NAME?	-	#NAME?
Food Service / School Lunch	#NAME?	#NAME?	-	#NAME?	#NAME?	-	#NAME?
Payroll Services	#NAME?	#NAME?	-	#NAME?	#NAME?	-	#NAME?
Special Ed Services	#NAME?	#NAME?	-	#NAME?	#NAME?	-	#NAME?
Titlement Services (i.e. Title I)	#NAME?	#NAME?	-	#NAME?	#NAME?	-	#NAME?
Other Purchased / Professional / Consulting	#NAME?	#NAME?	-	#NAME?	#NAME?	-	#NAME?
TOTAL CONTRACTED SERVICES	#NAME?	#NAME?	-	#NAME?	#NAME?	-	#NAME?

## TRUE NORTH ROCHESTER PREPARATORY CHART

## Budget / Operating Plan

2016-17

Total Revenue	-	#NAME?	-	-	#NAME?	-	-
Total Expenses	-	#NAME?	-	-	#NAME?	-	-
Net Income	-	#NAME?	-	-	#NAME?	-	-
Actual Student Enrollment	-	#NAME?	-	-	#NAME?	-	-

\*NOTE: Enrollment, Revenue and Expenditure Data IN the 'Total and Variance Analysis' Section is Based on LAST ACTUAL Quarter Completed

1st Quarter - 7/1 - 9/30

2nd Quarter - 10/1 - 12/31

3rd Quarter

	Actual	Current Budget	Variance	Actual	Current Budget	Variance	Actual
<b>SCHOOL OPERATIONS</b>							
Board Expenses		#NAME?	-		#NAME?	-	
Classroom / Teaching Supplies & Materials		#NAME?	-		#NAME?	-	
Special Ed Supplies & Materials		#NAME?	-		#NAME?	-	
Textbooks / Workbooks		#NAME?	-		#NAME?	-	
Supplies & Materials other		#NAME?	-		#NAME?	-	
Equipment / Furniture		#NAME?	-		#NAME?	-	
Telephone		#NAME?	-		#NAME?	-	
Technology		#NAME?	-		#NAME?	-	
Student Testing & Assessment		#NAME?	-		#NAME?	-	
Field Trips		#NAME?	-		#NAME?	-	
Transportation (student)		#NAME?	-		#NAME?	-	
Student Services - other		#NAME?	-		#NAME?	-	
Office Expense		#NAME?	-		#NAME?	-	
Staff Development		#NAME?	-		#NAME?	-	
Staff Recruitment		#NAME?	-		#NAME?	-	
Student Recruitment / Marketing		#NAME?	-		#NAME?	-	
School Meals / Lunch		#NAME?	-		#NAME?	-	
Travel (Staff)		#NAME?	-		#NAME?	-	
Fundraising		#NAME?	-		#NAME?	-	
Other		#NAME?	-		#NAME?	-	
TOTAL SCHOOL OPERATIONS	-	#NAME?	-	-	#NAME?	-	-
<b>FACILITY OPERATION &amp; MAINTENANCE</b>							
Insurance		#NAME?	-		#NAME?	-	
Janitorial		#NAME?	-		#NAME?	-	
Building and Land Rent / Lease / Facility Finance Interest		#NAME?	-		#NAME?	-	
Repairs & Maintenance		#NAME?	-		#NAME?	-	
Equipment / Furniture		#NAME?	-		#NAME?	-	
Security		#NAME?	-		#NAME?	-	
Utilities		#NAME?	-		#NAME?	-	
TOTAL FACILITY OPERATION & MAINTENANCE	-	#NAME?	-	-	#NAME?	-	-
<b>DEPRECIATION &amp; AMORTIZATION</b>							
<b>RESERVES / CONTINGENCY</b>							
<b>TOTAL EXPENSES</b>	-	#NAME?	-	-	#NAME?	-	-
<b>NET INCOME</b>	-	#NAME?	-	-	#NAME?	-	-

## TRUE NORTH ROCHESTER PREPARATORY CHART

## Budget / Operating Plan

2016-17

Total Revenue	-	#NAME?	-	-	#NAME?	-	-
Total Expenses	-	#NAME?	-	-	#NAME?	-	-
Net Income	-	#NAME?	-	-	#NAME?	-	-
Actual Student Enrollment	-	#NAME?	-	-	#NAME?	-	-

*NOTE: Enrollment, Revenue and Expenditure Data IN the 'Total and Variance Analysis' Section is Based on LAST ACTUAL Quarter Completed	1st Quarter - 7/1 - 9/30			2nd Quarter - 10/1 - 12/31			3rd Quarter
	Actual	Current Budget	Variance	Actual	Current Budget	Variance	Actual

## ENROLLMENT - \*School Districts Are Linked To Above Entries\*

ROCHESTER CITY SD	-	#NAME?	-	-	#NAME?	-	-
CHURCHVILLE-CHILI CSD	-	#NAME?	-	-	#NAME?	-	-
GREECE CSD	-	#NAME?	-	-	#NAME?	-	-
GATES-CHILI CSD	-	#NAME?	-	-	#NAME?	-	-
RUSH-HENRIETTA CSD	-	#NAME?	-	-	#NAME?	-	-
WEST IRONDEQUOIT CSD	-	#NAME?	-	-	#NAME?	-	-
-	-	#NAME?	-	-	#NAME?	-	-
-	-	#NAME?	-	-	#NAME?	-	-
-	-	#NAME?	-	-	#NAME?	-	-
-	-	#NAME?	-	-	#NAME?	-	-
-	-	#NAME?	-	-	#NAME?	-	-
-	-	#NAME?	-	-	#NAME?	-	-
-	-	#NAME?	-	-	#NAME?	-	-
-	-	#NAME?	-	-	#NAME?	-	-
-	-	#NAME?	-	-	#NAME?	-	-
ALL OTHER School Districts: ( Count = 0 )	-	#NAME?	-	-	#NAME?	-	-
TOTAL ENROLLMENT	-	#NAME?	-	-	#NAME?	-	-
REVENUE PER PUPIL	-	#NAME?	-	-	#NAME?	-	-
EXPENSES PER PUPIL	-	#NAME?	-	-	#NAME?	-	-

ER SCHOOL - WEST CAMPUS									
n									
Total Revenue	#NAME?	-	-	#NAME?	-				
Total Expenses	#NAME?	-	-	#NAME?	-				
Net Income	#NAME?	-	-	#NAME?	-				
Actual Student Enrollment	#NAME?	-	-	#NAME?	-				
*NOTE: Enrollment, Revenue and Expenditure Data IN the 'Total and Variance Analysis' Section is Based on LAST ACTUAL Quarter Completed					3rd Quarter - 1/1 - 3/31		4th Quarter - 4/1 - 6/30		
					Current Budget	Variance	Actual	Current Budget	Variance
REVENUE									
REVENUES FROM STATE SOURCES									
Per Pupil Revenue					CY Per Pupil Rate				
ROCHESTER CITY SD	#NAME?		-		#NAME?		#NAME?		-
CHURCHVILLE-CHILI CSD	#NAME?		-		#NAME?		#NAME?		-
GREECE CSD	#NAME?		-		#NAME?		#NAME?		-
GATES-CHILI CSD	#NAME?		-		#NAME?		#NAME?		-
RUSH-HENRIETTA CSD	#NAME?		-		#NAME?		#NAME?		-
WEST IRONDEQUOIT CSD	#NAME?		-		#NAME?		#NAME?		-
-	#N/A		-		#NAME?		#NAME?		-
-	#N/A		-		#NAME?		#NAME?		-
-	#N/A		-		#NAME?		#NAME?		-
-	#N/A		-		#NAME?		#NAME?		-
-	#N/A		-		#NAME?		#NAME?		-
-	#N/A		-		#NAME?		#NAME?		-
-	#N/A		-		#NAME?		#NAME?		-
-	#N/A		-		#NAME?		#NAME?		-
-	#N/A		-		#NAME?		#NAME?		-
ALL OTHER School Districts: ( Count = 0 )	#N/A		-		#NAME?		#NAME?		-
TOTAL Per Pupil Revenue (Weighted Average Per Pupil Funding)	#NAME?		-		#NAME?		-	#NAME?	-
Special Education Revenue					#NAME?			#NAME?	-
Grants									
Stimulus					#NAME?	-		#NAME?	-
DYCD (Department of Youth and Community Development)					#NAME?	-		#NAME?	-
Other					#NAME?	-		#NAME?	-
Other					#NAME?	-		#NAME?	-
TOTAL REVENUE FROM STATE SOURCES					#NAME?	-	-	#NAME?	-
REVENUE FROM FEDERAL FUNDING									
IDEA Special Needs					#NAME?	-		#NAME?	-
Title I					#NAME?	-		#NAME?	-
Title Funding - Other					#NAME?	-		#NAME?	-
School Food Service (Free Lunch)					#NAME?	-		#NAME?	-
Grants									
Charter School Program (CSP) Planning & Implementation					#NAME?	-		#NAME?	-
Other					#NAME?	-		#NAME?	-
Other					#NAME?	-		#NAME?	-
TOTAL REVENUE FROM FEDERAL SOURCES					#NAME?	-	-	#NAME?	-
LOCAL and OTHER REVENUE									
Contributions and Donations					#NAME?	-		#NAME?	-
Fundraising					#NAME?	-		#NAME?	-
Erate Reimbursement					#NAME?	-		#NAME?	-
Earnings on Investments					#NAME?	-		#NAME?	-
Interest Income					#NAME?	-		#NAME?	-
Food Service (Income from meals)					#NAME?	-		#NAME?	-
Text Book					#NAME?	-		#NAME?	-
OTHER					#NAME?	-		#NAME?	-
TOTAL REVENUE FROM LOCAL and OTHER SOURCES					#NAME?	-	-	#NAME?	-
TOTAL REVENUE	#NAME?	-	-		#NAME?	-	-	#NAME?	-

ER SCHOOL - WEST CAMPUS					
n					
Total Revenue	#NAME?	-	-	#NAME?	-
Total Expenses	#NAME?	-	-	#NAME?	-
Net Income	#NAME?	-	-	#NAME?	-
Actual Student Enrollment	#NAME?	-	-	#NAME?	-
*NOTE: Enrollment, Revenue and Expenditure Data IN the 'Total and Variance Analysis' Section is Based on LAST ACTUAL Quarter Completed		Quarter - 1/1 - 3/31		4th Quarter - 4/1 - 6/30	
		Current Budget	Variance	Actual	Current Budget Variance
<b>EXPENSES</b>					
<b>ADMINISTRATIVE STAFF PERSONNEL COSTS</b>					
		Quarter 0			
		No. of Positions			
Executive Management	#NAME?	#NAME?	-	#NAME?	-
Instructional Management	#NAME?	#NAME?	-	#NAME?	-
Deans, Directors & Coordinators	#NAME?	#NAME?	-	#NAME?	-
CFO / Director of Finance	#NAME?	#NAME?	-	#NAME?	-
Operation / Business Manager	#NAME?	#NAME?	-	#NAME?	-
Administrative Staff	#NAME?	#NAME?	-	#NAME?	-
TOTAL ADMINISTRATIVE STAFF	#NAME?	#NAME?	-	#NAME?	-
<b>INSTRUCTIONAL PERSONNEL COSTS</b>					
Teachers - Regular	#NAME?	#NAME?	-	#NAME?	-
Teachers - SPED	#NAME?	#NAME?	-	#NAME?	-
Substitute Teachers	#NAME?	#NAME?	-	#NAME?	-
Teaching Assistants	#NAME?	#NAME?	-	#NAME?	-
Specialty Teachers	#NAME?	#NAME?	-	#NAME?	-
Aides	#NAME?	#NAME?	-	#NAME?	-
Therapists & Counselors	#NAME?	#NAME?	-	#NAME?	-
Other	#NAME?	#NAME?	-	#NAME?	-
TOTAL INSTRUCTIONAL	#NAME?	#NAME?	-	#NAME?	-
<b>NON-INSTRUCTIONAL PERSONNEL COSTS</b>					
Nurse	#NAME?	#NAME?	-	#NAME?	-
Librarian	#NAME?	#NAME?	-	#NAME?	-
Custodian	#NAME?	#NAME?	-	#NAME?	-
Security	#NAME?	#NAME?	-	#NAME?	-
Other	#NAME?	#NAME?	-	#NAME?	-
TOTAL NON-INSTRUCTIONAL	#NAME?	#NAME?	-	#NAME?	-
<b>SUBTOTAL PERSONNEL SERVICE COSTS</b>					
#NAME?	#NAME?	-	-	#NAME?	-
<b>PAYROLL TAXES AND BENEFITS</b>					
Payroll Taxes	#NAME?	-	#NAME?	-	-
Fringe / Employee Benefits	#NAME?	-	#NAME?	-	-
Retirement / Pension	#NAME?	-	#NAME?	-	-
TOTAL PAYROLL TAXES AND BENEFITS	#NAME?	-	-	#NAME?	-
<b>TOTAL PERSONNEL SERVICE COSTS</b>					
#NAME?	#NAME?	-	-	#NAME?	-
<b>CONTRACTED SERVICES</b>					
Accounting / Audit	#NAME?	-	#NAME?	-	-
Legal	#NAME?	-	#NAME?	-	-
Management Company Fee	#NAME?	-	#NAME?	-	-
Nurse Services	#NAME?	-	#NAME?	-	-
Food Service / School Lunch	#NAME?	-	#NAME?	-	-
Payroll Services	#NAME?	-	#NAME?	-	-
Special Ed Services	#NAME?	-	#NAME?	-	-
Titlement Services (i.e. Title I)	#NAME?	-	#NAME?	-	-
Other Purchased / Professional / Consulting	#NAME?	-	#NAME?	-	-
TOTAL CONTRACTED SERVICES	#NAME?	-	-	#NAME?	-

ER SCHOOL - WEST CAMPUS					
n					
Total Revenue	#NAME?	-	-	#NAME?	-
Total Expenses	#NAME?	-	-	#NAME?	-
Net Income	#NAME?	-	-	#NAME?	-
Actual Student Enrollment	#NAME?	-	-	#NAME?	-
*NOTE: Enrollment, Revenue and Expenditure Data IN the 'Total and Variance Analysis' Section is Based on LAST ACTUAL Quarter Completed		Quarter - 1/1 - 3/31		4th Quarter - 4/1 - 6/30	
		Current Budget	Variance	Actual	Current Budget Variance
SCHOOL OPERATIONS					
Board Expenses	#NAME?	-		#NAME?	-
Classroom / Teaching Supplies & Materials	#NAME?	-		#NAME?	-
Special Ed Supplies & Materials	#NAME?	-		#NAME?	-
Textbooks / Workbooks	#NAME?	-		#NAME?	-
Supplies & Materials other	#NAME?	-		#NAME?	-
Equipment / Furniture	#NAME?	-		#NAME?	-
Telephone	#NAME?	-		#NAME?	-
Technology	#NAME?	-		#NAME?	-
Student Testing & Assessment	#NAME?	-		#NAME?	-
Field Trips	#NAME?	-		#NAME?	-
Transportation (student)	#NAME?	-		#NAME?	-
Student Services - other	#NAME?	-		#NAME?	-
Office Expense	#NAME?	-		#NAME?	-
Staff Development	#NAME?	-		#NAME?	-
Staff Recruitment	#NAME?	-		#NAME?	-
Student Recruitment / Marketing	#NAME?	-		#NAME?	-
School Meals / Lunch	#NAME?	-		#NAME?	-
Travel (Staff)	#NAME?	-		#NAME?	-
Fundraising	#NAME?	-		#NAME?	-
Other	#NAME?	-		#NAME?	-
TOTAL SCHOOL OPERATIONS	#NAME?	-	-	#NAME?	-
FACILITY OPERATION & MAINTENANCE					
Insurance	#NAME?	-		#NAME?	-
Janitorial	#NAME?	-		#NAME?	-
Building and Land Rent / Lease / Facility Finance Interest	#NAME?	-		#NAME?	-
Repairs & Maintenance	#NAME?	-		#NAME?	-
Equipment / Furniture	#NAME?	-		#NAME?	-
Security	#NAME?	-		#NAME?	-
Utilities	#NAME?	-		#NAME?	-
TOTAL FACILITY OPERATION & MAINTENANCE	#NAME?	-	-	#NAME?	-
DEPRECIATION & AMORTIZATION					
	#NAME?	-		#NAME?	-
RESERVES / CONTINGENCY					
	#NAME?	-		#NAME?	-
TOTAL EXPENSES	#NAME?	-	-	#NAME?	-
NET INCOME	#NAME?	-	-	#NAME?	-

ER SCHOOL - WEST CAMPUS					
n					
Total Revenue	#NAME?	-	-	#NAME?	-
Total Expenses	#NAME?	-	-	#NAME?	-
Net Income	#NAME?	-	-	#NAME?	-
Actual Student Enrollment	#NAME?	-	-	#NAME?	-
*NOTE: Enrollment, Revenue and Expenditure Data IN the 'Total and Variance Analysis' Section is Based on LAST ACTUAL Quarter Completed		3rd Quarter - 1/1 - 3/31		4th Quarter - 4/1 - 6/30	
		Current Budget		Current Budget	
		Variance		Variance	
Actual					
ENROLLMENT - *School Districts Are Linked To Above Entries*					
ROCHESTER CITY SD	#NAME?	-	-	#NAME?	-
CHURCHVILLE-CHILI CSD	#NAME?	-	-	#NAME?	-
GREECE CSD	#NAME?	-	-	#NAME?	-
GATES-CHILI CSD	#NAME?	-	-	#NAME?	-
RUSH-HENRIETTA CSD	#NAME?	-	-	#NAME?	-
WEST IRONDEQUOIT CSD	#NAME?	-	-	#NAME?	-
-	#NAME?	-	-	#NAME?	-
-	#NAME?	-	-	#NAME?	-
-	#NAME?	-	-	#NAME?	-
-	#NAME?	-	-	#NAME?	-
-	#NAME?	-	-	#NAME?	-
-	#NAME?	-	-	#NAME?	-
-	#NAME?	-	-	#NAME?	-
-	#NAME?	-	-	#NAME?	-
-	#NAME?	-	-	#NAME?	-
ALL OTHER School Districts: ( Count = 0 )	#NAME?	-	-	#NAME?	-
TOTAL ENROLLMENT	#NAME?	-	-	#NAME?	-
REVENUE PER PUPIL	#NAME?	-	-	#NAME?	-
EXPENSES PER PUPIL	#NAME?	-	-	#NAME?	-

**TRUE NORTH ROCHESTER PREPARATORY CHARTER**

## Budget / Operating Plan

## 2016-17

Total Revenue	-	-	-	#NAME?	#NAME?	-	-
Total Expenses	-	-	-	#NAME?	#NAME?	-	-
Net Income	-	-	-	#NAME?	#NAME?	-	-
Actual Student Enrollment	-	-	-			-	-

### TOTALS AND VARIANCE ANALYSIS

**\*NOTE: Enrollment, Revenue and Expenditure Data IN the 'Total and Variance Analysis' Section is Based on LAST ACTUAL Quarter Completed**

	Actual Current Budget (Current Quarter)	vs. Current Budget	Current Budget - TY	Actual vs. Current Budget TY	Original Budget (Current Quarter)	Actual vs. Original Budget
--	---	--------------------------	------------------------	---------------------------------------	--	-------------------------------------

## REVENUE

## REVENUES FROM STATE SOURCES

### Per Pupil Revenue

### CY Per Pupil Rate

ROCHESTER CITY SD	#NAME?	-	-	-	#NAME?	#NAME?	-	-
CHURCHVILLE-CHILI CSD	#NAME?	-	-	-	#NAME?	#NAME?	-	-
GREECE CSD	#NAME?	-	-	-	#NAME?	#NAME?	-	-
GATES-CHILI CSD	#NAME?	-	-	-	#NAME?	#NAME?	-	-
RUSH-HENRIETTA CSD	#NAME?	-	-	-	#NAME?	#NAME?	-	-
WEST IRONDEQUOIT CSD	#NAME?	-	-	-	#NAME?	#NAME?	-	-
-	#N/A	-	-	-	#NAME?	#NAME?	-	-
-	#N/A	-	-	-	#NAME?	#NAME?	-	-
-	#N/A	-	-	-	#NAME?	#NAME?	-	-
-	#N/A	-	-	-	#NAME?	#NAME?	-	-
-	#N/A	-	-	-	#NAME?	#NAME?	-	-
-	#N/A	-	-	-	#NAME?	#NAME?	-	-
-	#N/A	-	-	-	#NAME?	#NAME?	-	-
-	#N/A	-	-	-	#NAME?	#NAME?	-	-
-	#N/A	-	-	-	#NAME?	#NAME?	-	-
ALL OTHER School Districts: ( Count = 0 )	#N/A	-	-	-	#NAME?	#NAME?	-	-
TOTAL Per Pupil Revenue (Weighted Average Per Pupil Funding)	#NAME?	-	-	-	#NAME?	#NAME?	-	-
Special Education Revenue		-	-	-	#NAME?	#NAME?	-	-

ALL OTHER School Districts: ( Count = 0 )

TOTAL Per Pupil Revenue (Weighted Average Per Pupil Funding)

Special Education Revenue

## Grants

### Stimulus

DYCD (Department of Youth and Community Development)

Other

Other

TOTAL REVENUE FROM STATE SOURCES

## REVENUE FROM FEDERAL FUNDING

## IDEA Special Needs

## Title I

Title Funding - Other

School Food Service (Free Lunch)

## Grants

Charter School Program (CSP) Planning &amp; Implementation

Other

Other

## TOTAL REVENUE FROM FEDERAL SOURCES

## LOCAL and OTHER REVENUE

## Contributions and Donations

## Fundraising

## Erate Reimbursement

## Earnings on Investments

Interest Income

Food Service (Income from meals)

Text Book

OTHER

### TOTAL REVENUE FROM LOCAL and OTHER SOURCES

TOTAL REVENUE	.	.	.	#NAME?	#NAME?	.	.
---------------	---	---	---	--------	--------	---	---

TRUE NORTH ROCHESTER PREPARATORY CHARTER

Budget / Operating Plan

2016-17

Total Revenue	-	-	-	#NAME?	#NAME?	-	-
Total Expenses	-	-	-	#NAME?	#NAME?	-	-
Net Income	-	-	-	#NAME?	#NAME?	-	-
Actual Student Enrollment	-	-	-			-	-

\*NOTE: Enrollment, Revenue and Expenditure Data IN the 'Total and Variance Analysis' Section is Based on LAST ACTUAL Quarter Completed

TOTALS AND VARIANCE ANALYSIS

		Actual	Current Budget (Current Quarter)	Actual vs. Current Budget	Current Budget - TY	Actual vs. Current Budget TY	Original Budget (Current Quarter)	Actual vs. Original Budget
<b>EXPENSES</b>								
<b>ADMINISTRATIVE STAFF PERSONNEL COSTS</b>								
Executive Management		#NAME?	-	-	-	#NAME?	#NAME?	-
Instructional Management		#NAME?	-	-	-	#NAME?	#NAME?	-
Deans, Directors & Coordinators		#NAME?	-	-	-	#NAME?	#NAME?	-
CFO / Director of Finance		#NAME?	-	-	-	#NAME?	#NAME?	-
Operation / Business Manager		#NAME?	-	-	-	#NAME?	#NAME?	-
Administrative Staff		#NAME?	-	-	-	#NAME?	#NAME?	-
TOTAL ADMINISTRATIVE STAFF		#NAME?	-	-	-	#NAME?	#NAME?	-
<b>INSTRUCTIONAL PERSONNEL COSTS</b>								
Teachers - Regular		#NAME?	-	-	-	#NAME?	#NAME?	-
Teachers - SPED		#NAME?	-	-	-	#NAME?	#NAME?	-
Substitute Teachers		#NAME?	-	-	-	#NAME?	#NAME?	-
Teaching Assistants		#NAME?	-	-	-	#NAME?	#NAME?	-
Specialty Teachers		#NAME?	-	-	-	#NAME?	#NAME?	-
Aides		#NAME?	-	-	-	#NAME?	#NAME?	-
Therapists & Counselors		#NAME?	-	-	-	#NAME?	#NAME?	-
Other		#NAME?	-	-	-	#NAME?	#NAME?	-
TOTAL INSTRUCTIONAL		#NAME?	-	-	-	#NAME?	#NAME?	-
<b>NON-INSTRUCTIONAL PERSONNEL COSTS</b>								
Nurse		#NAME?	-	-	-	#NAME?	#NAME?	-
Librarian		#NAME?	-	-	-	#NAME?	#NAME?	-
Custodian		#NAME?	-	-	-	#NAME?	#NAME?	-
Security		#NAME?	-	-	-	#NAME?	#NAME?	-
Other		#NAME?	-	-	-	#NAME?	#NAME?	-
TOTAL NON-INSTRUCTIONAL		#NAME?	-	-	-	#NAME?	#NAME?	-
<b>SUBTOTAL PERSONNEL SERVICE COSTS</b>		#NAME?	-	-	-	#NAME?	#NAME?	-
<b>PAYROLL TAXES AND BENEFITS</b>								
Payroll Taxes			-	-	-	#NAME?	#NAME?	-
Fringe / Employee Benefits			-	-	-	#NAME?	#NAME?	-
Retirement / Pension			-	-	-	#NAME?	#NAME?	-
TOTAL PAYROLL TAXES AND BENEFITS			-	-	-	#NAME?	#NAME?	-
<b>TOTAL PERSONNEL SERVICE COSTS</b>		#NAME?	-	-	-	#NAME?	#NAME?	-
<b>CONTRACTED SERVICES</b>								
Accounting / Audit			-	-	-	#NAME?	#NAME?	-
Legal			-	-	-	#NAME?	#NAME?	-
Management Company Fee			-	-	-	#NAME?	#NAME?	-
Nurse Services			-	-	-	#NAME?	#NAME?	-
Food Service / School Lunch			-	-	-	#NAME?	#NAME?	-
Payroll Services			-	-	-	#NAME?	#NAME?	-
Special Ed Services			-	-	-	#NAME?	#NAME?	-
Titlement Services (i.e. Title I)			-	-	-	#NAME?	#NAME?	-
Other Purchased / Professional / Consulting			-	-	-	#NAME?	#NAME?	-
TOTAL CONTRACTED SERVICES			-	-	-	#NAME?	#NAME?	-

				TRUE NORTH ROCHESTER PREPARATORY CHARTER			
				Budget / Operating Plan			
				2016-17			
Total Revenue	-	-	-	#NAME?	#NAME?	-	-
Total Expenses	-	-	-	#NAME?	#NAME?	-	-
Net Income	-	-	-	#NAME?	#NAME?	-	-
Actual Student Enrollment	-	-	-			-	-
				TOTALS AND VARIANCE ANALYSIS			
*NOTE: Enrollment, Revenue and Expenditure Data IN the 'Total and Variance Analysis' Section is Based on LAST ACTUAL Quarter Completed				Actual	Current Budget (Current Quarter)	Actual vs. Current Budget	Original Budget (Current Quarter)
				Actual	Current Budget	Current Budget - TY	Actual vs. Current Budget TY
<b>SCHOOL OPERATIONS</b>							
Board Expenses				-	-	-	-
Classroom / Teaching Supplies & Materials				-	-	-	-
Special Ed Supplies & Materials				-	-	-	-
Textbooks / Workbooks				-	-	-	-
Supplies & Materials other				-	-	-	-
Equipment / Furniture				-	-	-	-
Telephone				-	-	-	-
Technology				-	-	-	-
Student Testing & Assessment				-	-	-	-
Field Trips				-	-	-	-
Transportation (student)				-	-	-	-
Student Services - other				-	-	-	-
Office Expense				-	-	-	-
Staff Development				-	-	-	-
Staff Recruitment				-	-	-	-
Student Recruitment / Marketing				-	-	-	-
School Meals / Lunch				-	-	-	-
Travel (Staff)				-	-	-	-
Fundraising				-	-	-	-
Other				-	-	-	-
TOTAL SCHOOL OPERATIONS				-	-	-	-
<b>FACILITY OPERATION &amp; MAINTENANCE</b>							
Insurance				-	-	-	-
Janitorial				-	-	-	-
Building and Land Rent / Lease / Facility Finance Interest				-	-	-	-
Repairs & Maintenance				-	-	-	-
Equipment / Furniture				-	-	-	-
Security				-	-	-	-
Utilities				-	-	-	-
TOTAL FACILITY OPERATION & MAINTENANCE				-	-	-	-
<b>DEPRECIATION &amp; AMORTIZATION</b>				-	-	-	-
<b>RESERVES / CONTINGENCY</b>				-	-	-	-
<b>TOTAL EXPENSES</b>				-	-	-	-
<b>NET INCOME</b>				-	-	-	-

				TRUE NORTH ROCHESTER PREPARATORY CHARTER			
				Budget / Operating Plan			
				2016-17			
Total Revenue	-	-	-	#NAME?	#NAME?	-	-
Total Expenses	-	-	-	#NAME?	#NAME?	-	-
Net Income	-	-	-	#NAME?	#NAME?	-	-
Actual Student Enrollment	-	-	-			-	-
*NOTE: Enrollment, Revenue and Expenditure Data IN the 'Total and Variance Analysis' Section is Based on LAST ACTUAL Quarter Completed				TOTALS AND VARIANCE ANALYSIS			
				Actual	Current Budget (Current Quarter)	Actual vs. Current Budget	Current Budget - TY
ENROLLMENT - *School Districts Are Linked To Above Entries*				* Enrollment Data Based on Last Actual Quarter Completed			
ROCHESTER CITY SD	-	-	-			-	-
CHURCHVILLE-CHILI CSD	-	-	-			-	-
GREECE CSD	-	-	-			-	-
GATES-CHILI CSD	-	-	-			-	-
RUSH-HENRIETTA CSD	-	-	-			-	-
WEST IRONDEQUOIT CSD	-	-	-			-	-
-	-	-	-			-	-
-	-	-	-			-	-
-	-	-	-			-	-
-	-	-	-			-	-
-	-	-	-			-	-
-	-	-	-			-	-
-	-	-	-			-	-
-	-	-	-			-	-
-	-	-	-			-	-
ALL OTHER School Districts: ( Count = 0 )	-	-	-			-	-
TOTAL ENROLLMENT	-	-	-			-	-
REVENUE PER PUPIL	-	-	-			-	-
EXPENSES PER PUPIL	-	-	-			-	-

## SCHOOL - WEST CAMPUS

Total Revenue	#NAME?	#NAME?	-	-
Total Expenses	10,745,927	10,745,927	-	-
Net Income	#NAME?	#NAME?	-	-
Actual Student Enrollment			-	
5				
*NOTE: Enrollment, Revenue and Expenditure Data IN the 'Total and Variance Analysis' Section is Based on LAST ACTUAL Quarter Completed	Actual vs. Original Budget - TY	Actual vs. Original Budget TY	PY Actual (PY TY / No. of COMPLETED Actual CY Quarters	Actual CY vs. Actual PY
<b>REVENUE</b>				
<b>REVENUES FROM STATE SOURCES</b>				
Per Pupil Revenue	CY Per Pupil Rate			
ROCHESTER CITY SD	#NAME?	#NAME?	#NAME?	-
CHURCHVILLE-CHILI CSD	#NAME?	#NAME?	#NAME?	-
GREECE CSD	#NAME?	#NAME?	#NAME?	-
GATES-CHILI CSD	#NAME?	#NAME?	#NAME?	-
RUSH-HENRIETTA CSD	#NAME?	#NAME?	#NAME?	-
WEST IRONDEQUOIT CSD	#NAME?	#NAME?	#NAME?	-
-	#N/A	#N/A	#N/A	-
-	#N/A	#N/A	#N/A	-
-	#N/A	#N/A	#N/A	-
-	#N/A	#N/A	#N/A	-
-	#N/A	#N/A	#N/A	-
-	#N/A	#N/A	#N/A	-
-	#N/A	#N/A	#N/A	-
-	#N/A	#N/A	#N/A	-
-	#N/A	#N/A	#N/A	-
ALL OTHER School Districts: ( Count = 0 )	#N/A	#N/A	#N/A	-
TOTAL Per Pupil Revenue (Weighted Average Per Pupil Funding)	#NAME?	#NAME?	#NAME?	-
Special Education Revenue	210,858	(210,858)	-	-
Grants				
Stimulus	-	-	-	-
DYCD (Department of Youth and Community Development)	-	-	-	-
Other	-	-	-	-
Other	288,349	(288,349)	-	-
TOTAL REVENUE FROM STATE SOURCES	#NAME?	#NAME?	-	-
<b>REVENUE FROM FEDERAL FUNDING</b>				
IDEA Special Needs	18,763	(18,763)	-	-
Title I	267,768	(267,768)	-	-
Title Funding - Other	9,314	(9,314)	-	-
School Food Service (Free Lunch)	728,982	(728,982)	-	-
Grants				
Charter School Program (CSP) Planning & Implementation	-	-	-	-
Other	-	-	-	-
Other	102,182	(102,182)	-	-
TOTAL REVENUE FROM FEDERAL SOURCES	1,127,009	(1,127,009)	-	-
<b>LOCAL and OTHER REVENUE</b>				
Contributions and Donations	-	-	-	-
Fundraising	-	-	-	-
Erate Reimbursement	-	-	-	-
Earnings on Investments	-	-	-	-
Interest Income	-	-	-	-
Food Service (Income from meals)	-	-	-	-
Text Book	-	-	-	-
OTHER	20,000	(20,000)	-	-
TOTAL REVENUE FROM LOCAL and OTHER SOURCES	20,000	(20,000)	-	-
<b>TOTAL REVENUE</b>	#NAME?	#NAME?	-	-

## SCHOOL - WEST CAMPUS

Total Revenue	#NAME?	#NAME?	-	-
Total Expenses	10,745,927	10,745,927	-	-
Net Income	#NAME?	#NAME?	-	-
Actual Student Enrollment			-	
5				
*NOTE: Enrollment, Revenue and Expenditure Data IN the 'Total and Variance Analysis' Section is Based on LAST ACTUAL Quarter Completed				
	Original Budget - TY	Actual vs. Original Budget TY	PY Actual (PY TY / No. of COMPLETED Actual CY Quarters	Actual CY vs. Actual PY

## EXPENSES

## ADMINISTRATIVE STAFF PERSONNEL COSTS

Executive Management  
Instructional Management  
Deans, Directors & Coordinators  
CFO / Director of Finance  
Operation / Business Manager  
Administrative Staff

## TOTAL ADMINISTRATIVE STAFF

## INSTRUCTIONAL PERSONNEL COSTS

Teachers - Regular  
Teachers - SPED  
Substitute Teachers  
Teaching Assistants  
Specialty Teachers  
Aides  
Therapists & Counselors  
Other

## TOTAL INSTRUCTIONAL

## NON-INSTRUCTIONAL PERSONNEL COSTS

Nurse  
Librarian  
Custodian  
Security  
Other

## TOTAL NON-INSTRUCTIONAL

## SUBTOTAL PERSONNEL SERVICE COSTS

## PAYROLL TAXES AND BENEFITS

Payroll Taxes  
Fringe / Employee Benefits  
Retirement / Pension

## TOTAL PAYROLL TAXES AND BENEFITS

## TOTAL PERSONNEL SERVICE COSTS

## CONTRACTED SERVICES

Accounting / Audit  
Legal  
Management Company Fee  
Nurse Services  
Food Service / School Lunch  
Payroll Services  
Special Ed Services  
Titlement Services (i.e. Title I)  
Other Purchased / Professional / Consulting

## TOTAL CONTRACTED SERVICES

Quarter 0  
No. of Positions

#NAME?	-	-	-	-
#NAME?	215,763	215,763	-	-
#NAME?	726,790	726,790	-	-
#NAME?	-	-	-	-
#NAME?	-	-	-	-
#NAME?	245,500	245,500	-	-
#NAME?	1,188,053	1,188,053	-	-
#NAME?	2,289,331	2,289,331	-	-
#NAME?	293,952	293,952	-	-
#NAME?	-	-	-	-
#NAME?	316,400	316,400	-	-
#NAME?	285,075	285,075	-	-
#NAME?	-	-	-	-
#NAME?	90,000	90,000	-	-
#NAME?	67,250	67,250	-	-
#NAME?	3,342,009	3,342,009	-	-
#NAME?	-	-	-	-
#NAME?	-	-	-	-
#NAME?	80,000	80,000	-	-
#NAME?	-	-	-	-
#NAME?	32,250	32,250	-	-
#NAME?	112,250	112,250	-	-
#NAME?	4,642,311	4,642,311	-	-
#NAME?	375,137	375,137	-	-
#NAME?	549,294	549,294	-	-
#NAME?	184,402	184,402	-	-
#NAME?	1,108,833	1,108,833	-	-
#NAME?	5,751,145	5,751,145	-	-
#NAME?	7,250	7,250	-	-
#NAME?	20,000	20,000	-	-
#NAME?	917,930	917,930	-	-
#NAME?	1,500	1,500	-	-
#NAME?	-	-	-	-
#NAME?	-	-	-	-
#NAME?	-	-	-	-
#NAME?	-	-	-	-
#NAME?	452,630	452,630	-	-
#NAME?	1,399,309	1,399,309	-	-

**SCHOOL - WEST CAMPUS**

<b>Total Revenue</b>	<b>#NAME?</b>	<b>#NAME?</b>	-	-
<b>Total Expenses</b>	<b>10,745,927</b>	<b>10,745,927</b>	-	-
<b>Net Income</b>	<b>#NAME?</b>	<b>#NAME?</b>	-	-
<b>Actual Student Enrollment</b>			-	
5				
<div> <div> <div>*NOTE: Enrollment, Revenue and Expenditure Data IN the 'Total and Variance Analysis' Section is Based on LAST ACTUAL Quarter Completed</div> </div> <div> <div>Actual vs. Original Budget TY</div> <div>PY Actual (PY TY / No. of COMPLETED Actual CY Quarters</div> <div>Actual CY vs. Actual PY</div> </div> </div>				
<b>SCHOOL OPERATIONS</b>				
Board Expenses	900	900	-	-
Classroom / Teaching Supplies & Materials	182,000	182,000	-	-
Special Ed Supplies & Materials	10,000	10,000	-	-
Textbooks / Workbooks	41,000	41,000	-	-
Supplies & Materials other	-	-	-	-
Equipment / Furniture	-	-	-	-
Telephone	-	-	-	-
Technology	589,695	589,695	-	-
Student Testing & Assessment	21,068	21,068	-	-
Field Trips	57,000	57,000	-	-
Transportation (student)	115,000	115,000	-	-
Student Services - other	55,000	55,000	-	-
Office Expense	-	-	-	-
Staff Development	322,125	322,125	-	-
Staff Recruitment	20,000	20,000	-	-
Student Recruitment / Marketing	10,000	10,000	-	-
School Meals / Lunch	633,780	633,780	-	-
Travel (Staff)	-	-	-	-
Fundraising	-	-	-	-
Other	296,666	296,666	-	-
<b>TOTAL SCHOOL OPERATIONS</b>	<b>2,354,234</b>	<b>2,354,234</b>	<b>-</b>	<b>-</b>
<b>FACILITY OPERATION &amp; MAINTENANCE</b>				
Insurance	-	-	-	-
Janitorial	107,000	107,000	-	-
Building and Land Rent / Lease / Facility Finance Interest	726,639	726,639	-	-
Repairs & Maintenance	62,100	62,100	-	-
Equipment / Furniture	128,000	128,000	-	-
Security	7,500	7,500	-	-
Utilities	210,000	210,000	-	-
<b>TOTAL FACILITY OPERATION &amp; MAINTENANCE</b>	<b>1,241,239</b>	<b>1,241,239</b>	<b>-</b>	<b>-</b>
<b>DEPRECIATION &amp; AMORTIZATION</b>	-	-	-	-
<b>RESERVES / CONTINGENCY</b>	-	-	-	-
<b>TOTAL EXPENSES</b>	<b>10,745,927</b>	<b>10,745,927</b>	<b>-</b>	<b>-</b>
<b>NET INCOME</b>	<b>#NAME?</b>	<b>#NAME?</b>	<b>-</b>	<b>-</b>

SCHOOL - WEST CAMPUS				
Total Revenue	#NAME?	#NAME?	-	-
Total Expenses	10,745,927	10,745,927	-	-
Net Income	#NAME?	#NAME?	-	-
Actual Student Enrollment			-	
		5		
*NOTE: Enrollment, Revenue and Expenditure Data IN the 'Total and Variance Analysis' Section is Based on LAST ACTUAL Quarter Completed		Actual vs. Original Budget - TY	PY Actual (PY TY / No. of COMPLETED Actual CY Quarters	Actual CY vs. Actual PY
ENROLLMENT - *School Districts Are Linked To Above Entries*				
ROCHESTER CITY SD			-	-
CHURCHVILLE-CHILI CSD			-	-
GREECE CSD			-	-
GATES-CHILI CSD			-	-
RUSH-HENRIETTA CSD			-	-
WEST IRONDEQUOIT CSD			-	-
-			-	-
-			-	-
-			-	-
-			-	-
-			-	-
-			-	-
-			-	-
-			-	-
-			-	-
ALL OTHER School Districts: ( Count = 0 )			-	-
TOTAL ENROLLMENT			-	-
REVENUE PER PUPIL			-	-
EXPENSES PER PUPIL			-	-



**Charter Schools Institute**  
The State University of New York

## **Annual Report Requirement**

*for SUNY Authorized Charter Schools*

**TRUE NORTH ROCHESTER PREPARATORY CHARTER SCHOOL - WEST  
CAMPUS  
2016-17**

Administrative  
expenditures per pupil:

\$0.00

Per NYS Statute

Administrative expenditures per pupil: the sum of all general administration salaries and other general administration expenditures divided by the total number of enrolled students. Employee benefit costs or expenditures should not be reported here.

**\*NOTE: THIS TAB ONLY NEEDS TO BE COMPLETED FOR Q4**

<p align="center"><b>Disclosure of Financial Interest by a Current or Proposed Charter School Education Corporation Trustee</b></p>
---

**Trustee Name:**

**Geoffrey Rosenberger**

**Name of Charter School Education Corporation (for an unmerged school, this is the Charter School Name):**

**True North Rochester Preparatory Charter School**

1. List all positions held on the education corporation board (e.g., president, treasurer, parent representative).

Board Member and Board Chairman

2. Is the trustee an employee of any school operated by the Education Corporation?  
☒ **No**

If **Yes**, for each school, please provide a description of the position(s) you hold, your responsibilities, your salary and your start date.

3. Is the trustee an employee or agent of the management company or institutional partner of the charter school(s) governed by the Education Corporation?

☒ **No**

If **Yes**, for each school, please provide a description of the position(s) you hold, your responsibilities, your salary and your start date.


4. Identify each interest/transaction (and provide the requested information) that you or any of your immediate family members or any persons who live with you in your house have held or engaged in with the charter school(s) governed by the Education Corporation during the time you have served on the board, and in the six-month period prior to such service. If there has been no such financial interest or transaction, write **None**. Please note that if you answered **Yes** to Questions 2-4 above, you need not disclose again your employment status, salary, etc.

Date(s)	Nature of Financial Interest/Transaction	Steps taken to avoid a conflict of interest, (e.g., did not vote, did not participate in discussion)	Name of person holding interest or engaging in transaction and relationship to yourself
None <i>Please write "None" if applicable. Do not leave this space blank.</i>	None	None	None

--	--	--	--


5. Identify each individual, business, corporation, union association, firm, partnership, committee proprietorship, franchise holding company, joint stock company, business or real estate trust, non-profit organization, or other organization or group of people doing business with the school(s) governed by the Education Corporation **and** in which such entity, during the time of your tenure as a trustee, you and/or your immediate family member(s) or person(s) living in your house had a financial interest or other relationship. If you are a member, director, officer or employee of an organization formally partnered with the school(s) that is/are doing business with the school(s) through a management or services agreement, please identify only the name of the organization, your position in the organization, and the relationship between such organization and the school(s). If there was no financial interest, write **None**.

Organization conducting business with the school(s)	Nature of business conducted	Approximate value of the business conducted	Name of Trustee and/or immediate family member of household holding an interest in the organization conducting business with the school(s) and the nature of the interest	Steps Taken to Avoid Conflict of Interest
None	None	N/A	N/A	N/A




Signature Date

Please note that this document is considered a public record and as such, may be made available to members of the public upon request under the Freedom of Information Law. Personal contact information provided below will be redacted.



**Disclosure of Financial Interest by a Current or Proposed Charter School Education Corporation Trustee**

Trustee Name:

JAMES S. GLEASON

Name of Charter School Education Corporation (for an unmerged school, this is the Charter School Name):

Uncommon Schools Rochester

1. List all positions held on the education corporation board (e.g., president, treasurer, parent representative). BOARD MEMBER

2. Is the trustee an employee of any school operated by the Education Corporation?  
Yes ☒ No

If **Yes**, for each school, please provide a description of the position(s) you hold, your responsibilities, your salary and your start date.

3. Is the trustee an employee or agent of the management company or institutional partner of the charter school(s) governed by the Education Corporation?  
Yes ☒ No

If **Yes**, for each school, please provide a description of the position(s) you hold, your responsibilities, your salary and your start date.

4. Identify each interest/transaction (and provide the requested information) that you or any of your immediate family members or any persons who live with you in your house have held or engaged in with the charter school(s) governed by the Education Corporation during the time you have served on the board, and in the six-month period prior to such service. If there has been no such financial interest or transaction, write **None**. Please note that if you answered **Yes** to Questions 2-4 above, you need not disclose again your employment status, salary, etc.

Date(s)	Nature of Financial Interest/Transaction	Steps taken to avoid a conflict of interest, (e.g., did not vote, did not participate in discussion)	Name of person holding interest or engaging in transaction and relationship to yourself

Please write "None" if applicable. Do not leave this space blank.			
---	--	--	--


5. Identify each individual, business, corporation, union association, firm, partnership, committee proprietorship, franchise holding company, joint stock company, business or real estate trust, non-profit organization, or other organization or group of people doing business with the school(s) governed by the Education Corporation **and** in which such entity, during the time of your tenure as a trustee, you and/or your immediate family member(s) or person(s) living in your house had a financial interest or other relationship. If you are a member, director, officer or employee of an organization formally partnered with the school(s) that is/are doing business with the school(s) through a management or services agreement, please identify only the name of the organization, your position in the organization, and the relationship between such organization and the school(s). If there was no financial interest, write **None**.

Organization conducting business with the school(s)	Nature of business conducted	Approximate value of the business conducted	Name of Trustee and/or immediate family member of household holding an interest in the organization conducting business with the school(s) and the nature of the interest	Steps Taken to Avoid Conflict of Interest
Please write "None" if applicable. Do not leave this space blank.				

*James I Hasan*  
Signature

6-30-2014  
Date

Please note that this document is considered a public record and as such, may be made available to members of the public upon request under the Freedom of Information Law. Personal contact information provided below will be redacted.



**Disclosure of Financial Interest by a Current or Proposed Charter School  
Education Corporation Trustee**

Trustee Name: Dana Lehman

Name of Charter School Education Corporation (for an unmerged school, this is the Charter School Name):  
True North Rochester Prep Charter School

1. List all positions held on the education corporation board (e.g., president, treasurer, parent representative).

2. Is the trustee an employee of any school operated by the Education Corporation?  
Yes ☒ No

If **Yes**, for each school, please provide a description of the position(s) you hold, your responsibilities, your salary and your start date.

3. Is the trustee an employee or agent of the management company or institutional partner of the charter school(s) governed by the Education Corporation?

☒ Yes ☐ No

If **Yes**, for each school, please provide a description of the position(s) you hold, your responsibilities, your salary and your start date.


*Uniontown Schools Managing Dir. 9/15-3/16  
Uniontown Schools Dir. of Content Development 4/16-6/16*

4. Identify each interest/transaction (and provide the requested information) that you or any of your immediate family members or any persons who live with you in your house have held or engaged in with the charter school(s) governed by the Education Corporation during the time you have served on the board, and in the six-month period prior to such service. If there has been no such financial interest or transaction, write **None**. Please note that if you answered **Yes** to Questions 2-4 above, you need not disclose again your employment status, salary, etc.

Date(s)	Nature of Financial Interest/Transaction	Steps taken to avoid a conflict of interest, (e.g., did not vote, did not participate in discussion)	Name of person holding interest or engaging in transaction and relationship to yourself
Please write "None" if applicable. Do not leave this space blank. <u>None</u>			


5. Identify each individual, business, corporation, union association, firm, partnership, committee proprietorship, franchise holding company, joint stock company, business or real estate trust, non-profit organization, or other organization or group of people doing business with the school(s) governed by the Education Corporation **and** in which such entity, during the time of your tenure as a trustee, you and/or your immediate family member(s) or person(s) living in your house had a financial interest or other relationship. If you are a member, director, officer or employee of an organization formally partnered with the school(s) that is/are doing business with the school(s) through a management or services agreement, please identify only the name of the organization, your position in the organization, and the relationship between such organization and the school(s). If there was no financial interest, write **None**.

Organization conducting business with the school(s)	Nature of business conducted	Approximate value of the business conducted	Name of Trustee and/or immediate family member of household holding an interest in the organization conducting business with the school(s) and the nature of the interest	Steps Taken to Avoid Conflict of Interest
<i>Please write "None" if applicable. Do not leave this space blank.</i>				
none				

  
Signature

7/12/14  
Date

*Please note that this document is considered a public record and as such, may be made available to members of the public upon request under the Freedom of Information Law. Personal contact information provided below will be redacted.*



<p align="center"><b>Disclosure of Financial Interest by a Current or Proposed Charter School Education Corporation Trustee</b></p>
---

**Trustee Name:**  
**Joshua J. Phillips**

---

**Name of Charter School Education Corporation (for an unmerged school, this is  
the Charter School Name):**  
**True North Rochester Preparatory Charter School**

---

1. List all positions held on the education corporation board (e.g., president, treasurer, parent representative).

Trustee

2. Is the trustee an employee of any school operated by the Education Corporation?  
\_\_\_Yes \_\_\_X\_\_\_No

If **Yes**, for each school, please provide a description of the position(s) you hold, your responsibilities, your salary and your start date.

3. Is the trustee an employee or agent of the management company or institutional partner of the charter school(s) governed by the Education Corporation?

\_\_\_X\_\_\_Yes \_\_\_No

If **Yes**, for each school, please provide a description of the position(s) you hold, your responsibilities, your salary and your start date.

Since 7/1/15, I have served as the Chief of Innovation and School Operations for Uncommon Schools. I oversee Uncommon's Regional Chief Operating Officers and drive our innovation work.

4. Identify each interest/transaction (and provide the requested information) that you or any of your immediate family members or any persons who live with you in your house have held or engaged in with the charter school(s) governed by the Education Corporation during the time you have served on the board, and in the six-month period prior to such service. If there has been no such financial interest or transaction, write **None**. Please note that if you answered **Yes** to Questions 2-4 above, you need not disclose again your employment status, salary, etc.

Date(s)	Nature of Financial Interest/Transaction	Steps taken to avoid a conflict of interest,	Name of person holding interest or
---------	--	--	------------------------------------

		(e.g., did not vote, did not participate in discussion)	engaging in transaction and relationship to yourself
NONE	NONE	NONE	NONE

5. Identify each individual, business, corporation, union association, firm, partnership, committee proprietorship, franchise holding company, joint stock company, business or real estate trust, non-profit organization, or other organization or group of people doing business with the school(s) governed by the Education Corporation **and** in which such entity, during the time of your tenure as a trustee, you and/or your immediate family member(s) or person(s) living in your house had a financial interest or other relationship. If you are a member, director, officer or employee of an organization formally partnered with the school(s) that is/are doing business with the school(s) through a management or services agreement, please identify only the name of the organization, your position in the organization, and the relationship between such organization and the school(s). If there was no financial interest, write **None**.

Organization conducting business with the school(s)	Nature of business conducted	Approximate value of the business conducted	Name of Trustee and/or immediate family member of household holding an interest in the organization conducting business with the school(s) and the nature of the interest	Steps Taken to Avoid Conflict of Interest
Uncommon Schools	Uncommon Schools is the CMO that manages Rochester Prep.		Joshua Phillips	I recuse myself from all votes related to Uncommon Schools.

Signature

Date

7/7/16

Please note that this document is considered a public record and as such, may be made available to members of the public upon request under the Freedom of Information Law. Personal contact information provided below will be redacted.





**Disclosure of Financial Interest by a Current or Proposed Charter School  
Education Corporation Trustee**

Trustee Name:

James A Ryan JR

Name of Charter School Education Corporation (for an unmerged school, this is the Charter School Name):

ROCHESTER PREP CHARTER SCHOOL

1. List all positions held on the education corporation board (e.g., president, treasurer, parent representative).

CHAIR DEVELOPMENT COMMITTEE, MEMBER FINANCE/AUDIT COMMITTEE

2. Is the trustee an employee of any school operated by the Education Corporation?  
☐ Yes ☒ No

If **Yes**, for each school, please provide a description of the position(s) you hold, your responsibilities, your salary and your start date.

3. Is the trustee an employee or agent of the management company or institutional partner of the charter school(s) governed by the Education Corporation?

☐ Yes ☒ No

If **Yes**, for each school, please provide a description of the position(s) you hold, your responsibilities, your salary and your start date.

4. Identify each interest/transaction (and provide the requested information) that you or any of your immediate family members or any persons who live with you in your house have held or engaged in with the charter school(s) governed by the Education Corporation during the time you have served on the board, and in the six-month period prior to such service. If there has been no such financial interest or transaction, write **None**. Please note that if you answered **Yes** to Questions 2-4 above, you need not disclose again your employment status, salary, etc.

Date(s)	Nature of Financial Interest/Transaction	Steps taken to avoid a conflict of interest, (e.g., did not vote, did not participate in discussion)	Name of person holding interest or engaging in transaction and relationship to yourself

Please write "None" if applicable. Do not leave this space blank.	None		
---	------	--	--


5. Identify each individual, business, corporation, union association, firm, partnership, committee proprietorship, franchise holding company, joint stock company, business or real estate trust, non-profit organization, or other organization or group of people doing business with the school(s) governed by the Education Corporation and in which such entity, during the time of your tenure as a trustee, you and/or your immediate family member(s) or person(s) living in your house had a financial interest or other relationship. If you are a member, director, officer or employee of an organization formally partnered with the school(s) that is/are doing business with the school(s) through a management or services agreement, please identify only the name of the organization, your position in the organization, and the relationship between such organization and the school(s). If there was no financial interest, write None.

Organization conducting business with the school(s)	Nature of business conducted	Approximate value of the business conducted	Name of Trustee and/or immediate family member of household holding an interest in the organization conducting business with the school(s) and the nature of the interest	Steps Taken to Avoid Conflict of Interest
Please write "None" if applicable. Do not leave this space blank.				
		None		

Signature

Date

Please note that this document is considered a public record and as such, may be made available to members of the public upon request under the Freedom of Information Law. Personal contact information provided below will be redacted.



<p align="center"><b>Disclosure of Financial Interest by a Current or Proposed Charter School Education Corporation Trustee</b></p>
---

**Trustee Name:**

Rebecca Sumner

**Name of Charter School Education Corporation (for an unmerged school, this is the Charter School Name):**

Rochester Prep

1. List all positions held on the education corporation board (e.g., president, treasurer, parent representative). *Vice Chair, Chair of Educational Assessment*

*Member, Finance Committee*

2. Is the trustee an employee of any school operated by the Education Corporation?

Yes ☒ No

If **Yes**, for each school, please provide a description of the position(s) you hold, your responsibilities, your salary and your start date.

3. Is the trustee an employee or agent of the management company or institutional partner of the charter school(s) governed by the Education Corporation?

Yes ☒ No

If **Yes**, for each school, please provide a description of the position(s) you hold, your responsibilities, your salary and your start date.

4. Identify each interest/transaction (and provide the requested information) that you or any of your immediate family members or any persons who live with you in your house have held or engaged in with the charter school(s) governed by the Education Corporation during the time you have served on the board, and in the six-month period prior to such service. If there has been no such financial interest or transaction, write **None**. Please note that if you answered **Yes** to Questions 2-4 above, you need not disclose again your employment status, salary, etc.

Date(s)	Nature of Financial Interest/Transaction	Steps taken to avoid a conflict of interest, (e.g., did not vote, did not participate in discussion)	Name of person holding interest or engaging in transaction and relationship to yourself

Please write "None" if applicable. Do not leave this space blank.			
None			


5. Identify each individual, business, corporation, union association, firm, partnership, committee proprietorship, franchise holding company, joint stock company, business or real estate trust, non-profit organization, or other organization or group of people doing business with the school(s) governed by the Education Corporation and in which such entity, during the time of your tenure as a trustee, you and/or your immediate family member(s) or person(s) living in your house had a financial interest or other relationship. If you are a member, director, officer or employee of an organization formally partnered with the school(s) that is/are doing business with the school(s) through a management or services agreement, please identify only the name of the organization, your position in the organization, and the relationship between such organization and the school(s). If there was no financial interest, write **None**.

Organization conducting business with the school(s)	Nature of business conducted	Approximate value of the business conducted	Name of Trustee and/or immediate family member of household holding an interest in the organization conducting business with the school(s) and the nature of the interest	Steps Taken to Avoid Conflict of Interest
Please write "None" if applicable. Do not leave this space blank.				
None				

Signature

Date

Please note that this document is considered a public record and as such, may be made available to members of the public upon request under the Freedom of Information Law. Personal contact information provided below will be redacted.



<p align="center"><b>Disclosure of Financial Interest by a Current or Proposed Charter School Education Corporation Trustee</b></p>
---

**Trustee Name:**

**Kevin E. Walker**

**Name of Charter School Education Corporation (for an unmerged school, this is the Charter School Name):**

**True North Rochester Preparatory Charter School (Ed Corp)**  
**Rochester Prep CS 3**  
**True North Rochester Prep CS**  
**True North Rochester Prep CS – West Campus**

1. List all positions held on the education corporation board (e.g., president, treasurer, parent representative).

**Trustee**

2. Is the trustee an employee of any school operated by the Education Corporation?  
 \_\_\_\_ Yes ☒ No

If **Yes**, for each school, please provide a description of the position(s) you hold, your responsibilities, your salary and your start date.

3. Is the trustee an employee or agent of the management company or institutional partner of the charter school(s) governed by the Education Corporation?  
 \_\_\_\_ Yes ☒ No

If **Yes**, for each school, please provide a description of the position(s) you hold, your responsibilities, your salary and your start date.


4. Identify each interest/transaction (and provide the requested information) that you or any of your immediate family members or any persons who live with you in your house have held or engaged in with the charter school(s) governed by the Education Corporation during the time you have served on the board, and in the six-month period prior to such service. If there has been no such financial interest or transaction, write **None**. Please note that if you answered **Yes** to Questions 2-4 above, you need not disclose again your employment status, salary, etc.

Date(s)	Nature of Financial Interest/Transaction	Steps taken to avoid a conflict of interest, (e.g., did not vote,	Name of person holding interest or engaging in
---------	--	---	--


		did not participate in discussion)	transaction and relationship to yourself
None			

5. Identify each individual, business, corporation, union association, firm, partnership, committee proprietorship, franchise holding company, joint stock company, business or real estate trust, non-profit organization, or other organization or group of people doing business with the school(s) governed by the Education Corporation **and** in which such entity, during the time of your tenure as a trustee, you and/or your immediate family member(s) or person(s) living in your house had a financial interest or other relationship. If you are a member, director, officer or employee of an organization formally partnered with the school(s) that is/are doing business with the school(s) through a management or services agreement, please identify only the name of the organization, your position in the organization, and the relationship between such organization and the school(s). If there was no financial interest, write **None**.

Organization conducting business with the school(s)	Nature of business conducted	Approximate value of the business conducted	Name of Trustee and/or immediate family member of household holding an interest in the organization conducting business with the school(s) and the nature of the interest	Steps Taken to Avoid Conflict of Interest
RG&E	Energy	Varies. Can discuss further if necessary.	Kevin E. Walker	Recusal from Energy related board actions.

  
 Signature \_\_\_\_\_ Date July 1 2016

Please note that this document is considered a public record and as such, may be made available to members of the public upon request under the Freedom of Information Law. Personal contact information provided below will be redacted.



<p align="center"><b>Disclosure of Financial Interest by a Current or Proposed Charter School Education Corporation Trustee</b></p>
---

Trustee Name: **Ronald L. Zarrella**

---

Name of Charter School Education Corporation (for an unmerged school, this is the Charter School Name):

**Rochester Prep**

---

1. List all positions held on the education corporation board (e.g., president, treasurer, parent representative).

**Chair of the Finance Committee**

2. Is the trustee an employee of any school operated by the Education Corporation?  
     \_\_\_ Yes      X   No

If **Yes**, for each school, please provide a description of the position(s) you hold, your responsibilities, your salary and your start date.

3. Is the trustee an employee or agent of the management company or institutional partner of the charter school(s) governed by the Education Corporation?

\_\_\_ Yes      X   No

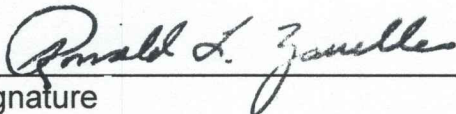
If **Yes**, for each school, please provide a description of the position(s) you hold, your responsibilities, your salary and your start date.

4. Identify each interest/transaction (and provide the requested information) that you or any of your immediate family members or any persons who live with you in your house have held or engaged in with the charter school(s) governed by the Education Corporation during the time you have served on the board, and in the six-month period prior to such service. If there has been no such financial interest or transaction, write **None**. Please note that if you answered **Yes** to Questions 2-4 above, you need not disclose again your employment status, salary, etc.

Date(s)	Nature of Financial Interest/Transaction	Steps taken to avoid a conflict of interest, (e.g., did not vote, did not participate in discussion)	Name of person holding interest or engaging in transaction and relationship to yourself
None			


5. Identify each individual, business, corporation, union association, firm, partnership, committee proprietorship, franchise holding company, joint stock company, business or real estate trust, non-profit organization, or other organization or group of people doing business with the school(s) governed by the Education Corporation **and** in which such entity, during the time of your tenure as a trustee, you and/or your immediate family member(s) or person(s) living in your house had a financial interest or other relationship. If you are a member, director, officer or employee of an organization formally partnered with the school(s) that is/are doing business with the school(s) through a management or services agreement, please identify only the name of the organization, your position in the organization, and the relationship between such organization and the school(s). If there was no financial interest, write **None**.

Organization conducting business with the school(s)	Nature of business conducted	Approximate value of the business conducted	Name of Trustee and/or immediate family member of household holding an interest in the organization conducting business with the school(s) and the nature of the interest	Steps Taken to Avoid Conflict of Interest
None				

  
Signature

7/12/2016  
Date

*Please note that this document is considered a public record and as such, may be made available to members of the public upon request under the Freedom of Information Law. Personal contact information provided below will be redacted.*



Trustee Name: Gloria Jean Howard-Cherubim

---

Name of Charter School Education Corporation (for an unmerged school, this is the Charter School Name):

Rochester Prep \_\_\_\_\_

- List all positions held on the education corporation board (e.g., president, treasurer, parent representative).

- Is the trustee an employee of any school operated by the Education Corporation? \_\_\_\_Yes \_\_\_\_No

If **Yes**, for each school, please provide a description of the position(s) you hold, your responsibilities, your salary and your start date.

- Is the trustee an employee or agent of the management company or institutional partner of the charter school(s) governed by the Education Corporation?

\_\_\_\_Yes \_\_\_\_No

If **Yes**, for each school, please provide a description of the position(s) you hold, your responsibilities, your salary and your start date.

- Identify each interest/transaction (and provide the requested information) that you or any of your immediate family members or any persons who live with you in your house have held or engaged in with the charter school(s) governed by the Education Corporation during the time you have served on the board, and in the six-month period prior to such service. If there has been no such financial interest or transaction, write **None**. Please note that if you answered **Yes** to Questions 2-4 above, you need not disclose again your employment status, salary, etc.

Date(s)	Nature of Financial Interest/Transaction	Steps taken to avoid a conflict of interest, (e.g., did not vote, did not participate in discussion)	Name of person holding interest or engaging in transaction and relationship to yourself
<i>Please write "None" if applicable. Do not leave this space blank. Please write "None" if applicable. Do not leave this space blank.</i>	None	None	None

- Identify each individual, business, corporation, union association, firm, partnership, committee proprietorship, franchise holding company, joint stock company, business or real estate trust, non-profit organization, or other organization or group of people doing business with the school(s) governed by the Education Corporation **and** in which such entity, during the time of your tenure as a trustee, you and/or your immediate family member(s) or person(s) living in your house had a financial interest or other relationship. If you are a member, director, officer or employee of an organization formally partnered with the school(s) that is/are doing business with the school(s) through a management or services agreement, please identify only the name of the organization, your position in the organization, and the relationship between such organization and the school(s). If there was no financial interest, write **None**.

Organization conducting business with the school(s)	Nature of business conducted	Approximate value of the business conducted	Name of Trustee and/or immediate family member of household holding an interest in the organization conducting business with the school(s) and the nature of the interest	Steps Taken to Avoid Conflict of Interest
None	None	None	None	None

*Please write "None" if applicable. Do not leave this space blank.*

*Please write "None" if applicable. Do not leave this space blank.*


Gloria Jean Howard-Cherubim

7/27/16

Signature

Date

*Please note that this document is considered a public record and as such, may be made available to members of the public upon request under the Freedom of Information Law. Personal contact information provided below will be redacted.*





# Entry 9 BOT Table

Created: 06/29/2016

Last updated: 07/28/2016

## Page 1

### 1. Current Board Member Information

	Trustee Name	Email Address	Position on the Board	Committee Affiliations	Voting Member? (Y/N)	Area of Expertise, and/or Additional Role at School (parent, staff member, etc.)	Number of Terms Served and Length of Each (Include election date and term expiration)
1	Geoffrey Rosenberg		Chair/Board President	Chair/Board President	Yes	Governance/Nominating (Chair), Capital Campaign	Founding Board Member 2010; Term expires June 30, 2019
2	James Gleason		Trustee/Member	Trustee/Member	Yes	Capital Campaign	Founding Board Member 2010; Term expires June 30, 2018
3	Jean Howard		Trustee/Member	Trustee/Member	Yes	Governance/Nominating (Chair), Educational Assessment, Capital Campaign	Founding Board Member 2010; Term expires June 30, 2018
4	Jim Ryan		Trustee/Member	Trustee/Member	Yes	Capital Campaign (Chair), Finance	Founding Board Member 2010; Term expires June 30,

							2019
5	Ronald Zarella		Trustee/Member	Trustee/Member	Yes	Finance (Chair), Governance/Nominating, Capital Campaign	Joined 2013; Term expires June 30, 2018
6	Rebecca Sumner		Trustee/Member	Trustee/Member	Yes	Educational Assessment (Chair), Finance	Joined 2010; Term expires June 30, 2018
7	Joshua Phillips		Trustee/Member	Trustee/Member	Yes	Governance/Nominating	Joined 2015; Term expires June 30, 2018
8							
9							
10							
11							
12							
13							
14							
15							
16							
17							
18							
19							
20							

## 2. Total Number of Members on June 30, 2015

9
---

## 3. Total Number of Members Joining the Board 2015-16 School Year

0

---

**4. Total Number of Members Departing the Board during the 2015-16 School Year**

2

---

**5. Number of Voting Members 2015-16, as set by the by-laws, resolution or minutes**

9

---

**6. Number of Board Meetings Conducted in the 2015-16 School Year**

6

---

**7. Number of Board Meetings Scheduled for the 2016-17 School Year**

6

---

**Thank you.**

**Name of School: True North Rochester Preparatory Charter School – West Campus**

The mission of our school is to close the achievement gap for Rochester City School District Students. We have, and plan, to continue to reach out to all students in the city of Rochester. Below are a few highlights and a summary table of our outreach efforts.

Similar to previous years, we held additional sessions on our Special Education program where we invited the entire city of Rochester along with our current families to learn more about our Special Education program. We also continued to advertise on urban radio stations, Rochester Transit busses and stops, and utilized mailing in both Spanish and English to all families in the City of Rochester. In addition, we visited multiple sites (Catholic Family Centers, libraries, Refugee outreach organizations like “Mary’s Place”) in an effort to attract more students with Special Education needs. In 2016-2017, we plan to continue on the success we’ve had in recruiting all members of the Rochester City School District, especially those with special educational needs and students who are designated as English Language Learners.

<b>Type of Outreach</b>	<b>English Languag e Learner (ELL)</b>	<b>Special Education (SPED)</b>	<b>General</b>	<b>Approximate Region to be Covered</b> (city, county, school district, or neighborhood)
<b>Free Print Advertising</b>	<u>Yes</u>	<u>Yes</u>	<u>Yes</u>	<u>Rochester</u>
<b>Paid Print Advertising</b>	<u>Yes</u>	<u>Yes</u>	<u>Yes</u>	<u>Rochester</u>
<b>Free Radio Advertising</b>	<u>No</u>	<u>No</u>	<u>No</u>	
<b>Paid Radio Advertising</b>	<u>Yes</u>	<u>Yes</u>	<u>Yes</u>	<u>Rochester;</u> <u>Specific</u> <u>stations: 97.1,</u> <u>103.9, 106.7</u>
<b>Free Television Advertising</b>	<u>No</u>	<u>No</u>	<u>No</u>	
<b>Paid Television Advertising</b>	<u>No</u>	<u>No</u>	<u>No</u>	
<b>Group Meetings</b>	<u>Yes</u>	<u>Yes</u>	<u>Yes</u>	<u>Rochester</u>
<b>Direct Mail</b>	<u>Yes</u>	<u>Yes</u>	<u>Yes</u>	<u>Rochester</u> <u>City School</u> <u>District</u>
<b>Telemarketing</b>	<u>No</u>	<u>No</u>	<u>No</u>	
<b>Door-to-Door</b>	<u>No</u>	<u>No</u>	<u>No</u>	
<b>Flyers</b>	<u>Yes</u>	<u>Yes</u>	<u>Yes</u>	<u>Rochester</u>
<b>Other (RTS Bus Ads)</b>	<u>Yes</u>	<u>Yes</u>	<u>Yes</u>	<u>Rochester;</u> <u>Urban Bus</u>

				<u>Routes on the side of bus and interior, and shelters</u>
--	--	--	--	---

Below is a table of the enrollment for the 15-16 school year. We have noted our efforts above to attract students in the groups outlined. We have also made great efforts to retain these students, largely with the help of our Regional Special Education Coordinator who oversees our Special Ed programs in all five of our schools. We have also made great efforts to work with the Special Education Department in the Rochester City School District.

**Enrollment for 2015-2016**

	<b>Free/Reduced</b>	<b>ELL</b>	<b>SPED</b>
<b>K-2</b>	<b>87.2%</b>	<b>0.8%</b>	<b>9.9%</b>
<b>5-8</b>	<b>78.8%</b>	<b>0.9%</b>	<b>7.7%</b>



# Entry 12 Teacher and Administrator Attrition

Created: 06/29/2016

Last updated: 07/27/2016

Report changes in teacher and administrator staffing.

## Page 1

### Instructions for completing the Teacher and Administrator Attrition Tables

The following tables reflect formatting in the online portal required for Regents authorized charter schools. Schools should provide, for teachers and administrators only, the full time equivalent (FTE) of staff on June 30, 2015; the FTE for added staff from July 1, 2015 through June 30, 2016; and the FTE for any departed staff from July 1, 2015 through June 30, 2016 using the two tables provided.

#### 2015-16 Teacher Attrition Table

	FTE Teachers on June 30, 2015	FTE Teachers Departed 7/1/15 - 6/30/16	FTE Teachers Filling Vacant Positions 7/1/15 - 6/30/16	FTE Teachers Added in New Positions 7/1/15-6/30/16	FTE of Teachers on June 30, 2016
	78	14	12	0	76

#### 2015-16 Administrator Position Attrition Table

	FTE Administrative Positions on June 30, 2015	FTE Administrators Departed 7/1/15 - 6/30/16	FTE Administrators Filling Vacant Positions 7/1/15 - 6/30/16	FTE Administrators Added in New Positions 7/1/15-6/30/16	FTE Administrative Positions on June 30, 2016
	5	1	0	0	4

Thank you

2016-17 Rochester Prep Student Calendar

Updated 6.24.16

July '16						
S	M	T	W	Th	F	S
					1	2
3	4	5	6	7	8	9
10	11	12	13	14	15	16
17	18	19	20	21	22	23
24	25	26	27	28	29	30
31						
0 School Days						

August '16						
S	M	T	W	Th	F	S
	1	2	3	4	5	6
7	8	9	10	11	12	13
14	15	16	17	18	19	20
21	22	23	24	25	26	27
28	29	30	31			
8 School Days						

18-19		New student half days (Kindergarten, 5th, and 9th)
22		ES/MS All Students first day; HS not in session
23		HS All Students first day

September '16						
S	M	T	W	Th	F	S
				1	2	3
4	5	6	7	8	9	10
11	12	13	14	15	16	17
18	19	20	21	22	23	24
25	26	27	28	29	30	
19 School Days						

October '16						
S	M	T	W	Th	F	S
						1
2	3	4	5	6	7	8
9	10	11	12	13	14	15
16	17	18	19	20	21	22
23	24	25	26	27	28	29
30	31					
18 School Days						

5		Labor Day (no school)
---	--	-----------------------

10		Columbus Day (no school)
28		Last Day of Quarter 1

November '16						
S	M	T	W	Th	F	S
		1	2	3	4	5
6	7	8	9	10	11	12
13	14	15	16	17	18	19
20	21	22	23	24	25	26
27	28	29	30			
19 School Days						

December '16						
S	M	T	W	Th	F	S
				1	2	3
4	5	6	7	8	9	10
11	12	13	14	15	16	17
18	19	20	21	22	23	24
25	26	27	28	29	30	31
12 School Days						

9		MS half day/MS Report Card Conference 1
10		HS half day/HS Report Card Conference 1
11		Veteran's Day (no school)
17-18		ES Report Card Conference 1
23-25		Thanksgiving holiday (no school)

19-30		Winter Break (no school)
-------	--	--------------------------

January '17						
S	M	T	W	Th	F	S
		1	2	3	4	5
6	7	8	9	10	11	12
13	14	15	16	17	18	19
20	21	22	23	24	25	26
27	28	29	30			
20 School Days						

February '17						
S	M	T	W	Th	F	S
			1	2	3	4
5	6	7	8	9	10	11
12	13	14	15	16	17	18
19	20	21	22	23	24	25
26	27	28				
15 School Days						

2		New Year's (no school)
16		MLK Jr. Day (no school)
20		Last Day of Quarter 2
26-27		ES Report Card Conferences 2

1		ES/MS half day
1		MS Report Card Conference 2
2		HS half day/ HS Report Card Conference 2
20-24		February Break (no school)

March '17						
S	M	T	W	Th	F	S
			1	2	3	4
5	6	7	8	9	10	11
12	13	14	15	16	17	18
19	20	21	22	23	24	25
26	27	28	29	30	31	
22 School Days						

April '17						
S	M	T	W	Th	F	S
						1
2	3	4	5	6	7	8
9	10	11	12	13	14	15
16	17	18	19	20	21	22
23	24	25	26	27	28	29
30						
14 School Days						

8		ES half day
28-30		NYS ELA State Test




7		Last Day of Quarter 3
13		HS half day
14-21		Spring Break
26		MS half day/MS Report Card Conference 3
27-28		ES Report Card Conference 3
27		HS half day/HS Report Card Conference 3

May '17						
S	M	T	W	Th	F	S
	1	2	3	4	5	6
7	8	9	10	11	12	13
14	15	16	17	18	19	20
21	22	23	24	25	26	27
28	29	30	31			
22 School Days						

June '17						
S	M	T	W	Th	F	S
				1	2	3
4	5	6	7	8	9	10
11	12	13	14	15	16	17
18	19	20	21	22	23	24
25	26	27	28	29	30	
11 School Days						

2-4		NYS Math State Test
29		Memorial Day (no school)

13-21		NYS Regents
16		ES/MS Last Day
22		HS Last Day

**All Fridays are half days**  
 Holidays (no school)  
 School specific half days  
 State Testing Days  
 Start / End Dates