



# Entry 1 School Information

Created: 07/15/2016

Last updated: 07/29/2016

Please be advised that you will need to complete this cover page (including signatures) before all of the other tasks assigned to you by your authorizer are visible on your task page. While completing this task, please ensure that you select the correct authorizer or you may not be assigned the correct tasks.

## Page 1

### a. SCHOOL NAME AND BEDS#

(Select name from the drop down menu)

ROOSEVELT CHILDREN'S ACADEMY CS (SUNY TRUSTEES) 280208860024

### b. CHARTER AUTHORIZER

(For technical reasons, please re-select authorizer name from the drop down menu).

SUNY-Authorized Charter School

### c. DISTRICT / CSD OF LOCATION

Roosevelt

### d1. SCHOOL INFORMATION

	PRIMARY ADDRESS	PHONE NUMBER	FAX NUMBER	EMAIL ADDRESS
	105 Pleasant Avenue Roosevelt, NY 11575	516-867-6202	516-867-6206	

### d2. PHONE CONTACT NUMBER FOR AFTER HOURS EMERGENCIES

Contact Name	Philip Leconte

Title	Chief Operating Officer
Emergency Phone Number (###-###-####)	

**e. SCHOOL WEB ADDRESS (URL)**

[www.rcacs.org](http://www.rcacs.org)

**f. DATE OF INITIAL CHARTER**

05/2000

**g. DATE FIRST OPENED FOR INSTRUCTION**

09/2000

**i. TOTAL ENROLLMENT ON JUNE 30, 2016**

638

**j. GRADES SERVED IN SCHOOL YEAR 2015-16**

Check all that apply

Grades Served	K, 1, 2, 3, 4, 5, 6, 7, 8
---------------	---------------------------

**k1. DOES THE SCHOOL CONTRACT WITH A CHARTER OR EDUCATIONAL MANAGEMENT ORGANIZATION?**

No

Page 2

**11. FACILITIES**

Does the school maintain or operate multiple sites?

	Yes, 3 sites
--	--------------

## I2. SCHOOL SITES

Please list the sites where the school will operate for the upcoming school year.

	Physical Address	Phone Number	District/CSD	Grades Served at Site	School at Full Capacity at Site	Facilities Agreement
Site 1 (same as primary site)	105 Pleasant Ave Roosevelt, NY 11575	516-867-6202	ROOSEVELT UFSD	2-5	Yes	Own
Site 2	55 Mansfield Ave Roosevelt, NY 11575	516-771-4871	ROOSEVELT UFSD	K-1	Yes	Rent/Lease
Site 3	201 Debevoise Ave Roosevelt, NY 11575	516-442-2147	ROOSEVELT UFSD	6-8	Yes	Rent/Lease

### I2a. Please provide the contact information for Site 1.

	Name	Work Phone	Alternate Phone	Email Address
School Leader	Sifitz Maxwell and Simone Roberts			
Operational Leader	Phillip Leconte			
Compliance Contact	Ella Portero			
Complaint Contact	Ella Portero			

### I3. Please provide the contact information for Site 2.

	Name	Work Phone	Alternate Phone	Email Address
School Leader				
Operational Leader				
Compliance Contact				

Complaint Contact	Ella Portero			
-------------------	--------------	--	--	--

**14. Please provide the contact information for Site 3.**

	Name	Work Phone	Alternate Phone	Email Address
School Leader	TBD			
Operational Leader	Philip Leconte			
Compliance Contact	Ella Portero			
Complaint Contact	Ella Portero			

Page 3

**n1. Were there any revisions to the school's charter during the 2015-16 school year? (Please include approved or pending material and non-material charter revisions).**

No

**o. Name and Position of Individual(s) Who Completed the 2015-16 Annual Report.**


Phil LeConte, Dir. of Ops, Ella Portero, Director of PR, Reshma Persad & Jen Pasek, Consultant

**p. Our signatures below attest that all of the information contained herein is truthful and accurate and that this charter school is in compliance with all aspects of its charter, and with all pertinent Federal, State, and local laws, regulations, and rules. We understand that if any information in any part of this report is found to have been deliberately misrepresented, that will constitute grounds for the revocation of our charter. Check **YES** if you agree and then use the mouse on your PC or the stylist on your mobile device to sign your name).**

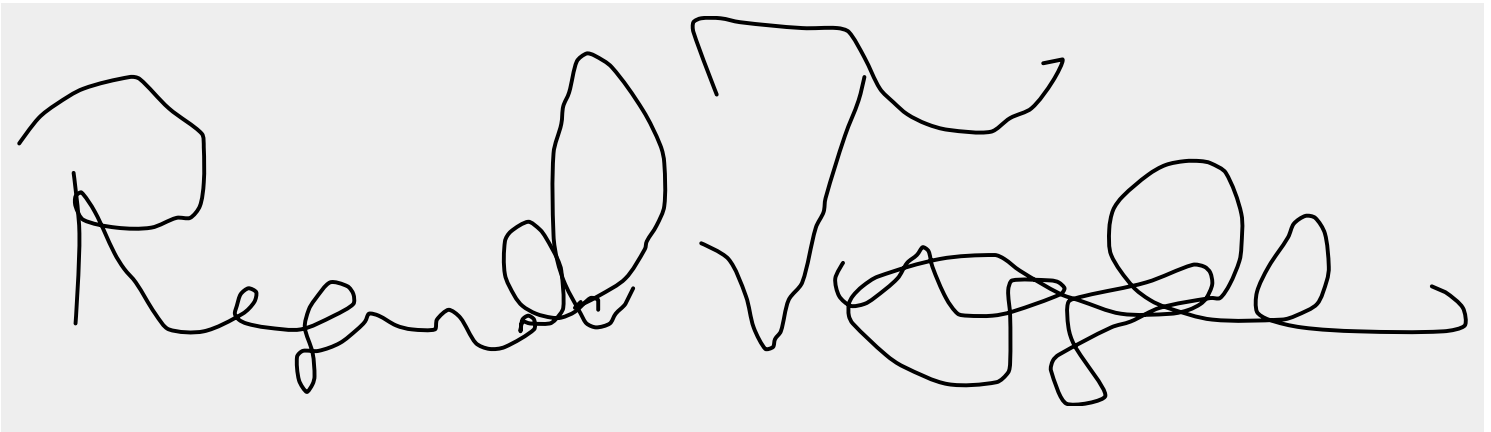
**Responses Selected:**

Yes

**Signature, Head of Charter School**

A handwritten signature in black ink on a light gray background. The signature is highly stylized and cursive, featuring a large, sweeping initial 'P' and a long, horizontal line extending across the top of the signature.

**Signature, President of the Board of Trustees**

A handwritten signature in black ink on a light gray background. The signature is highly stylized and cursive, featuring a large, sweeping initial 'R' and a long, horizontal line extending across the bottom of the signature.

**Date**

2016/07/28

**Thank you.**



# Entry 2 Link

Last updated: 07/15/2016

---

## Page 1

### 1. NEW YORK STATE REPORT CARD

**Provide a direct URL or web link to the most recent New York State School Report Card for the charter school (See <https://reportcards.nysed.gov/>).**

(Charter schools completing year one will not yet have a School Report Card or link to one. Please type "URL is not available" in the space provided).

<http://data.nysed.gov/profile.php?instid=800000049633>



# Entry 4 Expenditures per Child

Last updated: 07/26/2016

## Page 1

### Financial Information

This information is required of ALL charter schools. Provide the following measures of fiscal performance of the charter school in Appendix B (Total Expenditures and Administrative Expenditures Per Child):

#### 1. Total Expenditures Per Child

To calculate **'Total Expenditures per Child'** take total expenditures (from the unaudited 2015-16 Schedule of Functional Expenses) and divide by the year end FTE student enrollment. (Integers Only. No dollar signs or commas).

**Note:** The information on the Schedule of Functional Expenses on pages 41-43 of the Audit Guide can help schools locate the amounts to use in the two per pupil calculations:  
<http://www.p12.nysed.gov/psc/AuditGuide.html>

Line 1: Total Expenditures	10846084
Line 2: Year End FTE student enrollment	638
Line 3: Divide Line 1 by Line 2	17000

#### 2. Administrative Expenditures per Child

To calculate **'Administrative Expenditures per Child'** To calculate "Administrative Expenditures per Child" first *add* together the following:

1. Take the relevant portion from the 'personnel services cost' row and the 'management and general' column (from the unaudited 2015-16 Schedule of Functional Expenses)
2. Any contracted administrative/management fee paid to other organizations or corporations
3. Take the total from above and divide it by the year-end FTE enrollment. The relevant portion that must be included in this calculation is defined as follows:

Administrative Expenditures: Administration and management of the charter school includes the activities and personnel of the offices of the chief school officer, the finance or business offices, school operations personnel, data management and reporting, human resources, technology, etc. It also includes those administrative and management services provided by other organizations or corporations on behalf of the charter school for which the charter school pays a fee or other compensation. Do not include the FTE of personnel whose role is to directly support the instructional program.

**Notes:**

***The information on the Schedule of Functional Expenses on pages 41-43 of the Audit Guide can help schools locate the amounts to use in the two per pupil calculations:***

***<http://www.p12.nysed.gov/psc/AuditGuide.html>.***

**Employee benefit costs or expenditures should not be reported in the above calculations.**

Line 1: Relevant Personnel Services Cost (Row)	2519354
Line 2: Management and General Cost (Column)	81759
Line 3: Sum of Line 1 and Line 2	638
Line 5: Divide Line 3 by the Year End FTE student enrollment	4077

***Thank you.***





## GENERAL INSTRUCTIONS FOR ANNUAL BUDGET/QUARTERLY REPORT

### TEMPLATE TABS


#### 1- GRAY tab contains the Instructions


<a href="#">Instructions</a>	Provides description of tabs and input requirements.
<a href="#">Funding by District</a>	Charter School Tuition Rates


#### 2- BLUE tabs require input of information

<a href="#">1.) Name of School</a>	>Select school name from list. >Enter contact information.
<a href="#">2.) Enrollment</a>	Enter enrollment information for Annual Budget (& Revisions) and Quarterly Actuals. Includes: >Enrollment by Grade >Enrollment by District
<a href="#">3.) Staffing Plan</a>	Enter staffing plan information for Annual Budget (& Revisions) and Quarterly Actuals. Includes: >Full Time Equivalent (FTE), by Position Category, By Quarter
<a href="#">4.) Yearly Budget</a>	Enter Yearly Budget information. Includes: >"Pior Year" column may be completed based upon preliminary data, and adjusted with Annual Audited data when the Quarter 2 Actuals are being submitted. (Note: Quarterly Revenue allocation may be set) >Budgeted Enrollment data and Per Pupil Revenue for the current year are populated based upon input on tab "2.) Enrollment." >Budgeted FTE for current year is populated based upon input on tab "3.) Staffing Plan." >All other sources of revenue >All expenses >Budget Revisions, as necessary and <i>approved</i> by the school's Board of Directors, should be submitted when submitting Quarterly Actuals.
<a href="#">5.) Balance Sheet</a>	Enter Balance Sheet information for EdCorps. Separate schools merged into a primary EdCorp should NOT use this tab. >"Pior Year" column may be completed based upon preliminary data, and adjusted with Annual Audited data when the Quarter 2 Actuals are being submitted.
<a href="#">6.) Quarterly Report</a>	Enter Actual Quarterly Report information. Includes: >Actual Enrollment data and Per Pupil Revenue for the current year are populated based upon input on tab "2.) Enrollment." >Actual FTE for current year is populated based upon input on tab "3.) Staffing Plan." >All other sources of revenue >All expenses
<a href="#">7.) Annual Report Requirement</a>	Complete when submitting Actual Quarter 4.

### CELL COLORS & GUIDANCE COMMENTS

 = Enter information into the light BLUE shaded cells.

 = Cells labeled in ORANGE contain guidance regarding the input of information.

 = Cells containing RED triangles in the upper right corner contain "guidance comments" on that particular line item. Please "mouse-over" the triangle to reveal each comment.

**Charter Funding Alphabetical By NYS School District**  
**\* (Sum of Charter School Basic Tuition and Supplemental Basic Tuition)**

<b>District Code</b>	<b>School District Name</b>	<b>Final 2015-16 Basic Tuition*</b>	<b>Final 2016-17 Basic Tuition*</b>
--------------------------	-----------------------------	---	---



## ANNUAL BUDGET & QUARTERLY REPORT TEMPLATE

### Roosevelt Children's Academy Charter School

#### SCHOOL

<b>Name:</b>	Roosevelt Children's Academy Charter School
--------------	---

#### CONTACT INFORMATION

<b>Contact Name:</b>	PHILIP LECONTE
<b>Contact Title:</b>	CHIEF OPERATING OFFICER
<b>Contact Email:</b>	[REDACTED]
<b>Contact Phone:</b>	[REDACTED]

#### REPORT PERIOD

<b>Current Academic Year:</b>	2016-17
<b>Prior Academic Year:</b>	Err:508

**ROOSEVELT CHILDREN'S ACADEMY CHART**  
**2016-17**

ENROLLMENT BY GRADES									
GRADES	K	1	2	3	4	5	6	7	
INITIAL BUDGETED ENROLLMENT	73	78	75	75	72	62	59	57	
TOTAL ENROLLMENT = 600									

ENROLLMENT BY DISTRICT									
		PRIOR YEAR ACTUAL	ANNUAL BUDGET TOTAL DISTRICTS/ENROLLMENT BY QUARTER						
			QUARTER 1		QUARTER 2		QUARTER 3		QUAR
			Original	Revised	Original	Revised	Original	Revised	Original
NUMBER OF SCHOOL DISTRICTS ENROLLED:		17	18	0	15	0	15	0	15
NUMBER OF STUDENTS ENROLLED:		592	600	0	597	0	597	0	577
*NOTE: If there are NO budget revisions at the time of quarterly submittal leave the 'REVISED' COMPLETELY BLANK. If budget revisions ARE made, the entire "REVISED" budget columns affected quarter(s) must be completed on tabs 2, 3 and 4.									
		PRIOR YEAR Err:508	ENROLLMENT BY QUARTER						
			QUARTER 1		QUARTER 2		QUARTER 3		QUAR
			Original Budgeted Enrollment	Revised Budgeted Enrollment	Original Budgeted Enrollment	Revised Budgeted Enrollment	Original Budgeted Enrollment	Revised Budgeted Enrollment	Original Budgeted Enrollment
PRIMARY/OTHER	DISTRICT NAME(S)	Actual Enrollment	231		231		231		225
1 PRIMARY District	ROOSEVELT UFSD	218	62		62		62		59
2 SECONDARY District	UNIONDALE UFSD	220	251		251		251		240
3 Other District 3	HEMPSTEAD UFSD	59	15		15		15		15
4 Other District 4	FREEPORT UFSD	26	6		6		6		6
5 Other District 5	NYC CHANCELLOR'S OFFICE	7	9		9		9		9
6 Other District 6	AMITYVILLE UFSD	1	8		8		8		8
7 Other District 7	BALDWIN UFSD	1	2		2		2		2
8 Other District 8	ROCKVILLE CENTRE UFSD	2	1		1		1		1
9 Other District 9	WYANDANCH UFSD	4	2		2		2		2
10 Other District 10	VALLEY STREAM 13 UFSD	2	4		4		4		4
11 Other District 11	WESTBURY UFSD	6	1		1		1		1
12 Other District 12	BRENTWOOD UFSD	19	2		2		2		2
13 Other District 13	EAST MEADOW UFSD	14	2		2		2		2
14 Other District 14	LONG BEACH CITY SD	1	1		1		1		1
15 Other District 15	MERRICK UFSD	-	1		1		1		1
16 Other District 16	SEWANHAKA CENTRAL HS DISTRICT	10	1						
17 Other District 17	WEST HEMPSTEAD UFSD	1	1						
18 Other District 18	MALVERNE UFSD	1	1						
19 Other District 19	(Select from drop-down list) →								
20 Other District 20	(Select from drop-down list) →								
21 Other District 21	(Select from drop-down list) →								
22 Other District 22	(Select from drop-down list) →								
23 Other District 23	(Select from drop-down list) →								
24 Other District 24	(Select from drop-down list) →								
25 Other District 25	(Select from drop-down list) →								
26 Other District 26	(Select from drop-down list) →								
27 Other District 27	(Select from drop-down list) →								
28 Other District 28	(Select from drop-down list) →								
29 Other District 29	(Select from drop-down list) →								
30 Other District 30	(Select from drop-down list) →								
31 Other District 31	(Select from drop-down list) →								
32 Other District 32	(Select from drop-down list) →								
33 Other District 33	(Select from drop-down list) →								
34 Other District 34	(Select from drop-down list) →								
35 Other District 35	(Select from drop-down list) →								
36 Other District 36	(Select from drop-down list) →								
37 Other District 37	(Select from drop-down list) →								
38 Other District 38	(Select from drop-down list) →								
39 Other District 39	(Select from drop-down list) →								
40 Other District 40	(Select from drop-down list) →								
41 Other District 41	(Select from drop-down list) →								
42 Other District 42	(Select from drop-down list) →								
43 Other District 43	(Select from drop-down list) →								
44 Other District 44	(Select from drop-down list) →								
45 Other District 45	(Select from drop-down list) →								
46 Other District 46	(Select from drop-down list) →								
47 Other District 47	(Select from drop-down list) →								
48 Other District 48	(Select from drop-down list) →								
49 Other District 49	(Select from drop-down list) →								
50 Other District 50	(Select from drop-down list) →								

8	9	10	11	12
49				

[illegible]

## STAFFING PLAN - F

**\*NOTE:** Enter the number of FTE positions in the "blue" cells.

**\*NOTE:** If there are NO budget revisions at the time of quarterly submittal leave the "REVISED" column blank. If budget revisions ARE made, the entire "REVISED" budget columns for the affected

ADMINISTRATIVE PERSONNEL FTE		ANNUAL BUDGETED FTE				
PRIOR YEAR		Q1		Q2		Q
Err:508						
ACTUAL		Original	Revised	Original	Revised	Original
Executive Management	0.0	0.0		0.0		0.0
Instructional Management	3.0	3.0		3.0		3.0
Deans, Directors & Coordinators	1.0	1.0		1.0		1.0
CFO / Director of Finance	1.0	1.0		1.0		1.0
Operation / Business Manager						
Administrative Staff	11.0	11.0		11.0		11.0
TOTAL ADMINISTRATIVE STAFF	16.0	16.0	0.0	16.0	0.0	16.0

INSTRUCTIONAL PERSONNEL FTE		ANNUAL BUDGETED FTE				
PRIOR YEAR		Q1		Q2		Q
Err:508						
ACTUAL		Original	Revised	Original	Revised	Original
Teachers - Regular	31.0	31.0		31.0		31.0
Teachers - SPED						
Substitute Teachers	2.0	2.0		2.0		2.0
Teaching Assistants	30.0	30.0		30.0		30.0
Specialty Teachers	23.0	23.0		23.0		23.0
Aides						
Therapists & Counselors	2.0	2.0		2.0		2.0
Other						
TOTAL INSTRUCTIONAL	88.0	88.0	0.0	88.0	0.0	88.0

NON-INSTRUCTIONAL PERSONNEL FTE		ANNUAL BUDGETED FTE				
PRIOR YEAR		Q1		Q2		Q
Err:508						
ACTUAL		Original	Revised	Original	Revised	Original
Nurse	2.0	2.0		2.0		2.0
Librarian	1.0	1.0		1.0		1.0
Custodian	11.0	11.0		11.0		11.0
Security	1.0	1.0		1.0		1.0
Other						
TOTAL NON-INSTRUCTIONAL	15.0	15.0	0.0	15.0	0.0	15.0

TOTAL PERSONNEL SERVICE FTE						
	119.0	119.0	0.0	119.0	0.0	119.0

**WINN'S ACADEMY CHARTER SCHOOL  
2016-17**

**FULL TIME EQUIVALENT ("FTE")**

**\*NOTE:** Enter the number of FTE positions in the "blue" cells.

The 'REVISED' Column(s) COMPLETELY BLANK. Revised quarter(s) must be completed on tabs 2, 3

**\*NOTE:** Each quarter, the actual FTE should be input.

ADMINISTRATIVE PERSONNEL FTE				ACTUAL QUARTERLY FTE			
	3	Q4		Q1	Q2	Q3	Q4
	Revised	Original	Revised	Actual	Actual	Actual	Actual
Executive Management		0.0		0.0			
Instructional Management		3.0		3.0			
Deans, Directors & Coordinators		1.0		1.0			
CFO / Director of Finance		1.0		1.0			
Operation / Business Manager							
Administrative Staff		11.0		11.0			
TOTAL ADMINISTRATIVE STAFF	0.0	16.0	0.0	16.0	0.0	0.0	0.0

INSTRUCTIONAL PERSONNEL FTE				ACTUAL QUARTERLY FTE			
	3	Q4		Q1	Q2	Q3	Q4
	Revised	Original	Revised	Actual	Actual	Actual	Actual
Teachers - Regular		31.0		31.0			
Teachers - SPED							
Substitute Teachers		2.0		2.0			
Teaching Assistants		30.0		30.0			
Specialty Teachers		23.0		23.0			
Aides							
Therapists & Counselors		2.0		2.0			
Other							
TOTAL INSTRUCTIONAL	0.0	88.0	0.0	88.0	0.0	0.0	0.0

NON-INSTRUCTIONAL PERSONNEL FTE				ACTUAL QUARTERLY FTE			
	3	Q4		Q1	Q2	Q3	Q4
	Revised	Original	Revised	Actual	Actual	Actual	Actual
Nurse		2.0		2.0			
Librarian		1.0		1.0			
Custodian		11.0		11.0			
Security		1.0		1.0			
Other							
TOTAL NON-INSTRUCTIONAL	0.0	15.0	0.0	15.0	0.0	0.0	0.0

TOTAL PERSONNEL SERVICE FTE	0.0	119.0	0.0	119.0	0.0	0.0	0.0
-----------------------------	-----	-------	-----	-------	-----	-----	-----

<b>*NOTE:</b> Enter the number of FTE positions in the "blue" cells.	<b>*NOTE:</b> State the assumptions that are being made for personnel FTE levels.
--	---

ADMINISTRATIVE PERSONNEL FTE	Description of Assumptions
Executive Management	
Instructional Management	
Deans, Directors & Coordinators	
CFO / Director of Finance	
Operation / Business Manager	
Administrative Staff	
TOTAL ADMINISTRATIVE STAFF	

INSTRUCTIONAL PERSONNEL FTE	Description of Assumptions
Teachers - Regular	
Teachers - SPED	
Substitute Teachers	
Teaching Assistants	
Specialty Teachers	
Aides	
Therapists & Counselors	
Other	
TOTAL INSTRUCTIONAL	

NON-INSTRUCTIONAL PERSONNEL FTE	Description of Assumptions
Nurse	
Librarian	
Custodian	
Security	
Other	
TOTAL NON-INSTRUCTIONAL	

TOTAL PERSONNEL SERVICE FTE	
-----------------------------	--





**ROOSEVELT CHILDREN'S ACADEMY CHARTER**  
**Budget / Operating Plan**  
**2016-17**

<b>Total Revenue</b>	<b>11,102,198</b>	<b>#NAME?</b>	<b>#NAME?</b>	<b>#NAME?</b>	<b>#NAME?</b>	<b>#NAME?</b>	<b>#NAME?</b>	<b>#NAME?</b>
<b>Total Expenses</b>	<b>11,099,534</b>	<b>2,819,184</b>	<b>#NAME?</b>	<b>#NAME?</b>	<b>2,819,184</b>	<b>#NAME?</b>	<b>#NAME?</b>	<b>2,819,184</b>
<b>Net Income</b>	<b>2,664</b>	<b>#NAME?</b>	<b>#NAME?</b>	<b>#NAME?</b>	<b>#NAME?</b>	<b>#NAME?</b>	<b>#NAME?</b>	<b>#NAME?</b>
<b>Actual Student Enrollment</b>	<b>592</b>	<b>600</b>	<b>-</b>	<b>-</b>	<b>597</b>	<b>-</b>	<b>-</b>	<b>597</b>
	<b>Prior Year Actual</b>	<b>1st Quarter - 7/1 - 9/30</b>			<b>2nd Quarter - 10/1 - 12/31</b>			<b>3rd Quarter - 1/1 - 3/31</b>
	<b>Err:508</b>	<b>Original Budget</b>	<b>Revised Budget</b>	<b>Variance</b>	<b>Original Budget</b>	<b>Revised Budget</b>	<b>Variance</b>	<b>Original Budget</b>
<b>EXPENSES</b>								
<b>ADMINISTRATIVE STAFF PERSONNEL COSTS</b>	<b>Avg. No. of Positions</b>							
Executive Management	-			#NAME?	82,500		#NAME?	82,500
Instructional Management	3.00	330,000	82,500		55,000		#NAME?	55,000
Deans, Directors & Coordinators	1.00	220,000	55,000		29,190		#NAME?	29,190
CFO / Director of Finance	1.00	116,760	29,190		#NAME?		#NAME?	
Operation / Business Manager	-			#NAME?	245,808		#NAME?	245,808
Administrative Staff	11.00	983,232	245,808		#NAME?		#NAME?	
<b>TOTAL ADMINISTRATIVE STAFF</b>	<b>16.00</b>	<b>1,649,992</b>	<b>412,498</b>	<b>-</b>	<b>#NAME?</b>	<b>412,498</b>	<b>-</b>	<b>#NAME?</b>
<b>INSTRUCTIONAL PERSONNEL COSTS</b>								
Teachers - Regular	31.00	1,857,782	464,446		#NAME?	464,446		#NAME?
Teachers - SPED	-			#NAME?			#NAME?	
Substitute Teachers	2.00	75,000	18,750		18,750		#NAME?	18,750
Teaching Assistants	30.00	720,000	180,000		180,000		#NAME?	180,000
Specialty Teachers	23.00	705,000	176,250		176,250		#NAME?	176,250
Aides	-			#NAME?			#NAME?	
Therapists & Counselors	2.00	122,500	30,625		30,625		#NAME?	30,625
Other	-	430,000	153,500		153,500		#NAME?	153,500
<b>TOTAL INSTRUCTIONAL</b>	<b>88.00</b>	<b>3,910,282</b>	<b>1,023,571</b>	<b>-</b>	<b>#NAME?</b>	<b>1,023,571</b>	<b>-</b>	<b>#NAME?</b>
<b>NON-INSTRUCTIONAL PERSONNEL COSTS</b>								
Nurse	2.00	122,500	30,625		30,625		#NAME?	30,625
Librarian	1.00	48,889	12,222		12,222		#NAME?	12,222
Custodian	11.00	540,000	135,000		135,000		#NAME?	135,000
Security	1.00	60,000	15,000		15,000		#NAME?	15,000
Other	-	354,335	88,584		88,584		#NAME?	88,584
<b>TOTAL NON-INSTRUCTIONAL</b>	<b>15.00</b>	<b>1,125,724</b>	<b>281,431</b>	<b>-</b>	<b>#NAME?</b>	<b>281,431</b>	<b>-</b>	<b>#NAME?</b>
<b>SUBTOTAL PERSONNEL SERVICE COSTS</b>	<b>119.00</b>	<b>6,685,998</b>	<b>1,717,500</b>	<b>-</b>	<b>#NAME?</b>	<b>1,717,500</b>	<b>-</b>	<b>#NAME?</b>
<b>PAYROLL TAXES AND BENEFITS</b>								
Payroll Taxes		625,000	176,250		176,250		#NAME?	176,250
Fringe / Employee Benefits		1,100,500	302,500		302,500		#NAME?	302,500
Retirement / Pension				#NAME?			#NAME?	
<b>TOTAL PAYROLL TAXES AND BENEFITS</b>		<b>1,725,500</b>	<b>478,750</b>	<b>-</b>	<b>#NAME?</b>	<b>478,750</b>	<b>-</b>	<b>#NAME?</b>
<b>TOTAL PERSONNEL SERVICE COSTS</b>	<b>119.00</b>	<b>8,411,498</b>	<b>2,196,250</b>	<b>-</b>	<b>#NAME?</b>	<b>2,196,250</b>	<b>-</b>	<b>#NAME?</b>
<b>CONTRACTED SERVICES</b>								
Accounting / Audit		50,000	12,500		12,500		#NAME?	12,500
Legal		200,000	25,000		25,000		#NAME?	25,000
Management Company Fee				#NAME?			#NAME?	
Nurse Services				#NAME?			#NAME?	
Food Service / School Lunch				#NAME?			#NAME?	
Payroll Services				#NAME?			#NAME?	
Special Ed Services				#NAME?			#NAME?	
Titlement Services (i.e. Title I)		9,436	2359		2359		#NAME?	2359
Other Purchased / Professional / Consulting		526,300	75,000		75,000		#NAME?	75,000
<b>TOTAL CONTRACTED SERVICES</b>		<b>785,736</b>	<b>114,859</b>	<b>-</b>	<b>#NAME?</b>	<b>114,859</b>	<b>-</b>	<b>#NAME?</b>



ROOSEVELT CHILDREN'S ACADEMY CHARTER								
Budget / Operating Plan								
2016-17								
Total Revenue	11,102,198	#NAME?	#NAME?	#NAME?	#NAME?	#NAME?	#NAME?	#NAME?
Total Expenses	11,099,534	2,819,184	#NAME?	#NAME?	2,819,184	#NAME?	#NAME?	2,819,184
Net Income	2,664	#NAME?	#NAME?	#NAME?	#NAME?	#NAME?	#NAME?	#NAME?
Actual Student Enrollment	592	600	-	-	597	-	-	597
	Prior Year Actual	1st Quarter - 7/1 - 9/30			2nd Quarter - 10/1 - 12/31			3rd Quarter
	Err:508	Original Budget	Revised Budget	Variance	Original Budget	Revised Budget	Variance	Original Budget
ENROLLMENT - *School Districts Are Linked To Above Entries*								
Number of Districts:	17	18	-	-	15	-	-	15
ROOSEVELT UFSD	218	231	-	-	231	-	-	231
UNIONDALE UFSD	220	62	-	-	62	-	-	62
HEMPSTEAD UFSD	59	251	-	-	251	-	-	251
FREEPORT UFSD	26	15	-	-	15	-	-	15
NYC CHANCELLOR'S OFFICE	7	6	-	-	6	-	-	6
AMITYVILLE UFSD	1	9	-	-	9	-	-	9
BALDWIN UFSD	1	8	-	-	8	-	-	8
ROCKVILLE CENTRE UFSD	2	2	-	-	2	-	-	2
WYANDANCH UFSD	4	1	-	-	1	-	-	1
VALLEY STREAM 13 UFSD	2	2	-	-	2	-	-	2
WESTBURY UFSD	6	4	-	-	4	-	-	4
BRENTWOOD UFSD	19	1	-	-	1	-	-	1
EAST MEADOW UFSD	14	2	-	-	2	-	-	2
LONG BEACH CITY SD	1	2	-	-	2	-	-	2
MERRICK UFSD	-	1	-	-	1	-	-	1
ALL OTHER School Districts: ( Weighted Avg )	12	3	-	-	-	-	-	-
TOTAL ENROLLMENT	592	600	-	-	597	-	-	597
REVENUE PER PUPIL	18,754	#NAME?	-	#NAME?	#NAME?	-	#NAME?	#NAME?
EXPENSES PER PUPIL	18,749	4,699	-	#NAME?	4,722	-	#NAME?	4,722

		R SCHOOL				
Total Revenue		#NAME?	#NAME?	#NAME?	#NAME?	#NAME?
Total Expenses		#NAME?	#NAME?	2,819,184	#NAME?	#NAME?
Net Income		#NAME?	#NAME?	#NAME?	#NAME?	#NAME?
Actual Student Enrollment		-	-	577	-	-
		Quarter - 1/1 - 3/31		4th Quarter - 4/1 - 6/30		
		Revised Budget	Variance	Original Budget	Revised Budget	Variance
REVENUE		e the 'REVISED' Column(s) COMPLETELY BLANK. ected quarter(s) must be completed on tabs 2, 3 and 4.				
REVENUES FROM STATE SOURCES						
Per Pupil Revenue	2016-17 Per Pupil Rate	25.0%		25.9%	25.0%	
ROOSEVELT UFSD	#NAME?	#NAME?	#NAME?	#NAME?	#NAME?	#NAME?
UNIONDALE UFSD	#NAME?	#NAME?	#NAME?	#NAME?	#NAME?	#NAME?
HEMPSTEAD UFSD	#NAME?	#NAME?	#NAME?	#NAME?	#NAME?	#NAME?
FREEPORT UFSD	#NAME?	#NAME?	#NAME?	#NAME?	#NAME?	#NAME?
NYC CHANCELLOR'S OFFICE	#NAME?	#NAME?	#NAME?	#NAME?	#NAME?	#NAME?
AMITYVILLE UFSD	#NAME?	#NAME?	#NAME?	#NAME?	#NAME?	#NAME?
BALDWIN UFSD	#NAME?	#NAME?	#NAME?	#NAME?	#NAME?	#NAME?
ROCKVILLE CENTRE UFSD	#NAME?	#NAME?	#NAME?	#NAME?	#NAME?	#NAME?
WYANDANCH UFSD	#NAME?	#NAME?	#NAME?	#NAME?	#NAME?	#NAME?
VALLEY STREAM 13 UFSD	#NAME?	#NAME?	#NAME?	#NAME?	#NAME?	#NAME?
WESTBURY UFSD	#NAME?	#NAME?	#NAME?	#NAME?	#NAME?	#NAME?
BRENTWOOD UFSD	#NAME?	#NAME?	#NAME?	#NAME?	#NAME?	#NAME?
EAST MEADOW UFSD	#NAME?	#NAME?	#NAME?	#NAME?	#NAME?	#NAME?
LONG BEACH CITY SD	#NAME?	#NAME?	#NAME?	#NAME?	#NAME?	#NAME?
MERRICK UFSD	#NAME?	#NAME?	#NAME?	#NAME?	#NAME?	#NAME?
ALL OTHER School Districts: ( Weighted Avg )	#NAME?	#NAME?	#NAME?	#NAME?	#NAME?	#NAME?
TOTAL Per Pupil Revenue (Weighted Average Per Pupil Funding)	#NAME?	#NAME?	#NAME?	#NAME?	#NAME?	#NAME?
Special Education Revenue		#NAME?				#NAME?
Grants						
Stimulus		#NAME?				#NAME?
DYCD (Department of Youth and Community Development)		#NAME?				#NAME?
Other		#NAME?				#NAME?
Other		#NAME?				#NAME?
TOTAL REVENUE FROM STATE SOURCES		#NAME?	#NAME?	#NAME?	#NAME?	#NAME?
REVENUE FROM FEDERAL FUNDING						
IDEA Special Needs		#NAME?				#NAME?
Title I		#NAME?	41,044			#NAME?
Title Funding - Other		#NAME?	2,359			#NAME?
School Food Service (Free Lunch)		#NAME?	106,250			#NAME?
Grants						
Charter School Program (CSP) Planning & Implementation		#NAME?				#NAME?
Other		#NAME?				#NAME?
Other		#NAME?				#NAME?
TOTAL REVENUE FROM FEDERAL SOURCES		-	#NAME?	149,653	-	#NAME?
LOCAL and OTHER REVENUE						
Contributions and Donations		#NAME?				#NAME?
Fundraising		#NAME?				#NAME?
Erate Reimbursement		#NAME?	12,500			#NAME?
Earnings on Investments		#NAME?	-			#NAME?
Interest Income		#NAME?	13,750			#NAME?
Food Service (Income from meals)		#NAME?	5,000			#NAME?
Text Book		#NAME?				#NAME?
OTHER		#NAME?				#NAME?
TOTAL REVENUE FROM LOCAL and OTHER SOURCES		-	#NAME?	31,250	-	#NAME?
TOTAL REVENUE		#NAME?	#NAME?	#NAME?	#NAME?	#NAME?

		R SCHOOL				
Total Revenue		#NAME?	#NAME?	#NAME?	#NAME?	#NAME?
Total Expenses		#NAME?	#NAME?	2,819,184	#NAME?	#NAME?
Net Income		#NAME?	#NAME?	#NAME?	#NAME?	#NAME?
Actual Student Enrollment		-	-	577	-	-
		Quarter - 1/1 - 3/31		4th Quarter - 4/1 - 6/30		
		Revised Budget	Variance	Original Budget	Revised Budget	Variance
EXPENSES						
ADMINISTRATIVE STAFF PERSONNEL COSTS		Avg. No. of Positions				
Executive Management	-		#NAME?	82,500		#NAME?
Instructional Management	3.00		#NAME?	55,000		#NAME?
Deans, Directors & Coordinators	1.00		#NAME?	29,190		#NAME?
CFO / Director of Finance	1.00		#NAME?			#NAME?
Operation / Business Manager	-		#NAME?	245,808		#NAME?
Administrative Staff	11.00		#NAME?			#NAME?
TOTAL ADMINISTRATIVE STAFF	16.00	-	#NAME?	412,498	-	#NAME?
INSTRUCTIONAL PERSONNEL COSTS						
Teachers - Regular	31.00		#NAME?	464,446		#NAME?
Teachers - SPED	-		#NAME?			#NAME?
Substitute Teachers	2.00		#NAME?	18,750		#NAME?
Teaching Assistants	30.00		#NAME?	180,000		#NAME?
Specialty Teachers	23.00		#NAME?	176,250		#NAME?
Aides	-		#NAME?			#NAME?
Therapists & Counselors	2.00		#NAME?	30,625		#NAME?
Other	-		#NAME?	153,500		#NAME?
TOTAL INSTRUCTIONAL	88.00	-	#NAME?	1,023,571	-	#NAME?
NON-INSTRUCTIONAL PERSONNEL COSTS						
Nurse	2.00		#NAME?	30,625		#NAME?
Librarian	1.00		#NAME?	12,222		#NAME?
Custodian	11.00		#NAME?	135,000		#NAME?
Security	1.00		#NAME?	15,000		#NAME?
Other	-		#NAME?	88,584		#NAME?
TOTAL NON-INSTRUCTIONAL	15.00	-	#NAME?	281,431	-	#NAME?
SUBTOTAL PERSONNEL SERVICE COSTS		119.00	-	#NAME?	1,717,500	-
PAYROLL TAXES AND BENEFITS						
Payroll Taxes			#NAME?	176,250		#NAME?
Fringe / Employee Benefits			#NAME?	302,500		#NAME?
Retirement / Pension			#NAME?			#NAME?
TOTAL PAYROLL TAXES AND BENEFITS		-	#NAME?	478,750	-	#NAME?
TOTAL PERSONNEL SERVICE COSTS		119.00	-	#NAME?	2,196,250	-
CONTRACTED SERVICES						
Accounting / Audit			#NAME?	12,500		#NAME?
Legal			#NAME?	25,000		#NAME?
Management Company Fee			#NAME?			#NAME?
Nurse Services			#NAME?			#NAME?
Food Service / School Lunch			#NAME?			#NAME?
Payroll Services			#NAME?			#NAME?
Special Ed Services			#NAME?			#NAME?
Titlement Services (i.e. Title I)			#NAME?	2359		#NAME?
Other Purchased / Professional / Consulting			#NAME?	75,000		#NAME?
TOTAL CONTRACTED SERVICES		-	#NAME?	114,859	-	#NAME?

	PR SCHOOL				
Total Revenue	#NAME?	#NAME?	#NAME?	#NAME?	#NAME?
Total Expenses	#NAME?	#NAME?	2,819,184	#NAME?	#NAME?
Net Income	#NAME?	#NAME?	#NAME?	#NAME?	#NAME?
Actual Student Enrollment	-	-	577	-	-
	Quarter - 1/1 - 3/31		4th Quarter - 4/1 - 6/30		
	Revised Budget	Variance	Original Budget	Revised Budget	Variance
<b>SCHOOL OPERATIONS</b>					
Board Expenses		#NAME?	2500		#NAME?
Classroom / Teaching Supplies & Materials		#NAME?	14,700		#NAME?
Special Ed Supplies & Materials		#NAME?			#NAME?
Textbooks / Workbooks		#NAME?	8,750		#NAME?
Supplies & Materials other		#NAME?	18,750		#NAME?
Equipment / Furniture		#NAME?	13,500		#NAME?
Telephone		#NAME?	17,500		#NAME?
Technology		#NAME?	15,500		#NAME?
Student Testing & Assessment		#NAME?	15,000		#NAME?
Field Trips		#NAME?	11,250		#NAME?
Transportation (student)		#NAME?	2500		#NAME?
Student Services - other		#NAME?	11,250		#NAME?
Office Expense		#NAME?	25,000		#NAME?
Staff Development		#NAME?	10,500		#NAME?
Staff Recruitment		#NAME?	6,250		#NAME?
Student Recruitment / Marketing		#NAME?			#NAME?
School Meals / Lunch		#NAME?	81,250		#NAME?
Travel (Staff)		#NAME?	1,625		#NAME?
Fundraising		#NAME?			#NAME?
Other		#NAME?	12,250		#NAME?
TOTAL SCHOOL OPERATIONS	-	#NAME?	268,075	-	#NAME?
<b>FACILITY OPERATION &amp; MAINTENANCE</b>					
Insurance		#NAME?	62,500		#NAME?
Janitorial		#NAME?			#NAME?
Building and Land Rent / Lease / Facility Finance Interest		#NAME?	107,500		#NAME?
Repairs & Maintenance		#NAME?	18,750		#NAME?
Equipment / Furniture		#NAME?	2500		#NAME?
Security		#NAME?			#NAME?
Utilities		#NAME?	48,750		#NAME?
TOTAL FACILITY OPERATION & MAINTENANCE	-	#NAME?	240,000	-	#NAME?
<b>DEPRECIATION &amp; AMORTIZATION</b>		#NAME?			#NAME?
<b>RESERVES / CONTINGENCY</b>		#NAME?			#NAME?
<b>TOTAL EXPENSES</b>	-	#NAME?	2,819,184	-	#NAME?
<b>NET INCOME</b>	#NAME?	#NAME?	#NAME?	#NAME?	#NAME?

	R SCHOOL				
Total Revenue	#NAME?	#NAME?	#NAME?	#NAME?	#NAME?
Total Expenses	#NAME?	#NAME?	2,819,184	#NAME?	#NAME?
Net Income	#NAME?	#NAME?	#NAME?	#NAME?	#NAME?
Actual Student Enrollment	-	-	577	-	-
Quarter - 1/1 - 3/31			4th Quarter - 4/1 - 6/30		
	Revised Budget	Variance	Original Budget	Revised Budget	Variance
ENROLLMENT - *School Districts Are Linked To Above Entries*					
Number of Districts:	-	-	15	-	-
ROOSEVELT UFSD	-	-	225	-	-
UNIONDALE UFSD	-	-	59	-	-
HEMPSTEAD UFSD	-	-	240	-	-
FREEPORT UFSD	-	-	15	-	-
NYC CHANCELLOR'S OFFICE	-	-	6	-	-
AMITYVILLE UFSD	-	-	9	-	-
BALDWIN UFSD	-	-	8	-	-
ROCKVILLE CENTRE UFSD	-	-	2	-	-
WYANDANCH UFSD	-	-	1	-	-
VALLEY STREAM 13 UFSD	-	-	2	-	-
WESTBURY UFSD	-	-	4	-	-
BRENTWOOD UFSD	-	-	1	-	-
EAST MEADOW UFSD	-	-	2	-	-
LONG BEACH CITY SD	-	-	2	-	-
MERRICK UFSD	-	-	1	-	-
ALL OTHER School Districts: ( Weighted Avg )	-	-	-	-	-
TOTAL ENROLLMENT	-	-	577	-	-
REVENUE PER PUPIL					
	-	#NAME?	#NAME?	-	#NAME?
EXPENSES PER PUPIL					
	-	#NAME?	4,886	-	#NAME?



		ROOSEVELT CHILDREN'S ACADEMY Budget / Operating Plan 2016-17				
Total Revenue		#NAME?	#NAME?	#NAME?	#NAME?	#NAME?
Total Expenses		11,276,734	#NAME?	#NAME?	(177,200)	#NAME?
Net Income		#NAME?	#NAME?	#NAME?	#NAME?	#NAME?
Actual Student Enrollment						
		Total Year			VARIANCE	
		Original Budget	Revised Budget	Variance	Original Budget vs. PY Budget	Revised Budget vs. PY Budget
REVENUE						
REVENUES FROM STATE SOURCES						
Per Pupil Revenue		2016-17				
		Per Pupil Rate				
ROOSEVELT UFSD	#NAME?	#NAME?	#NAME?	#NAME?	#NAME?	#NAME?
UNIONDALE UFSD	#NAME?	#NAME?	#NAME?	#NAME?	#NAME?	#NAME?
HEMPSTEAD UFSD	#NAME?	#NAME?	#NAME?	#NAME?	#NAME?	#NAME?
FREEPORT UFSD	#NAME?	#NAME?	#NAME?	#NAME?	#NAME?	#NAME?
NYC CHANCELLOR'S OFFICE	#NAME?	#NAME?	#NAME?	#NAME?	#NAME?	#NAME?
AMITYVILLE UFSD	#NAME?	#NAME?	#NAME?	#NAME?	#NAME?	#NAME?
BALDWIN UFSD	#NAME?	#NAME?	#NAME?	#NAME?	#NAME?	#NAME?
ROCKVILLE CENTRE UFSD	#NAME?	#NAME?	#NAME?	#NAME?	#NAME?	#NAME?
WYANDANCH UFSD	#NAME?	#NAME?	#NAME?	#NAME?	#NAME?	#NAME?
VALLEY STREAM 13 UFSD	#NAME?	#NAME?	#NAME?	#NAME?	#NAME?	#NAME?
WESTBURY UFSD	#NAME?	#NAME?	#NAME?	#NAME?	#NAME?	#NAME?
BRENTWOOD UFSD	#NAME?	#NAME?	#NAME?	#NAME?	#NAME?	#NAME?
EAST MEADOW UFSD	#NAME?	#NAME?	#NAME?	#NAME?	#NAME?	#NAME?
LONG BEACH CITY SD	#NAME?	#NAME?	#NAME?	#NAME?	#NAME?	#NAME?
MERRICK UFSD	#NAME?	#NAME?	#NAME?	#NAME?	#NAME?	#NAME?
ALL OTHER School Districts: ( Weighted Avg )	#NAME?	#NAME?	#NAME?	#NAME?	#NAME?	#NAME?
TOTAL Per Pupil Revenue (Weighted Average Per Pupil Funding)	#NAME?	#NAME?	#NAME?	#NAME?	#NAME?	#NAME?
Special Education Revenue		-	#NAME?	#NAME?	-	#NAME?
Grants						
Stimulus		-	#NAME?	#NAME?	-	#NAME?
DYCD (Department of Youth and Community Development)		-	#NAME?	#NAME?	-	#NAME?
Other		-	#NAME?	#NAME?	-	#NAME?
Other		-	#NAME?	#NAME?	-	#NAME?
TOTAL REVENUE FROM STATE SOURCES		#NAME?	#NAME?	#NAME?	#NAME?	#NAME?
REVENUE FROM FEDERAL FUNDING						
IDEA Special Needs		-	#NAME?	#NAME?	-	#NAME?
Title I		164,175	#NAME?	#NAME?	(95)	#NAME?
Title Funding - Other		9,436	#NAME?	#NAME?	-	#NAME?
School Food Service (Free Lunch)		425,000	#NAME?	#NAME?	4,536	#NAME?
Grants						
Charter School Program (CSP) Planning & Implementation		-	#NAME?	#NAME?	-	#NAME?
Other		-	#NAME?	#NAME?	-	#NAME?
Other		-	#NAME?	#NAME?	-	#NAME?
TOTAL REVENUE FROM FEDERAL SOURCES		598,611	#NAME?	#NAME?	4,441	#NAME?
LOCAL and OTHER REVENUE						
Contributions and Donations		-	#NAME?	#NAME?	-	#NAME?
Fundraising		-	#NAME?	#NAME?	-	#NAME?
Erate Reimbursement		50,000	#NAME?	#NAME?	-	#NAME?
Earnings on Investments		-	#NAME?	#NAME?	(41,250)	#NAME?
Interest Income		55,000	#NAME?	#NAME?	26,250	#NAME?
Food Service (Income from meals)		20,000	#NAME?	#NAME?	15,000	#NAME?
Text Book		-	#NAME?	#NAME?	-	#NAME?
OTHER		-	#NAME?	#NAME?	-	#NAME?
TOTAL REVENUE FROM LOCAL and OTHER SOURCES		125,000	#NAME?	#NAME?	-	#NAME?
TOTAL REVENUE		#NAME?	#NAME?	#NAME?	#NAME?	#NAME?

		ROOSEVELT CHILDREN'S ACADEMY Budget / Operating Plan 2016-17				
Total Revenue		#NAME?	#NAME?	#NAME?	#NAME?	#NAME?
Total Expenses		11,276,734	#NAME?	#NAME?	(177,200)	#NAME?
Net Income		#NAME?	#NAME?	#NAME?	#NAME?	#NAME?
Actual Student Enrollment						
		Total Year			VARIANCE	
		Original Budget	Revised Budget	Variance	Original Budget vs. PY Budget	Revised Budget vs. PY Budget
<b>EXPENSES</b>						
<b>ADMINISTRATIVE STAFF PERSONNEL COSTS</b>						
	Avg. No. of Positions					
Executive Management	-	247,500	#NAME?	#NAME?	(247,500)	#NAME?
Instructional Management	3.00	247,500	#NAME?	#NAME?	82,500	#NAME?
Deans, Directors & Coordinators	1.00	142,570	#NAME?	#NAME?	77,430	#NAME?
CFO / Director of Finance	1.00	29,190	#NAME?	#NAME?	87,570	#NAME?
Operation / Business Manager	-	737,424	#NAME?	#NAME?	(737,424)	#NAME?
Administrative Staff	11.00	245,808	#NAME?	#NAME?	737,424	#NAME?
TOTAL ADMINISTRATIVE STAFF	16.00	1,649,992	#NAME?	#NAME?	-	#NAME?
<b>INSTRUCTIONAL PERSONNEL COSTS</b>						
Teachers - Regular	31.00	1,857,782	#NAME?	#NAME?	-	#NAME?
Teachers - SPED	-	-	#NAME?	#NAME?	-	#NAME?
Substitute Teachers	2.00	75,000	#NAME?	#NAME?	-	#NAME?
Teaching Assistants	30.00	720,000	#NAME?	#NAME?	-	#NAME?
Specialty Teachers	23.00	705,000	#NAME?	#NAME?	-	#NAME?
Aides	-	-	#NAME?	#NAME?	-	#NAME?
Therapists & Counselors	2.00	122,500	#NAME?	#NAME?	-	#NAME?
Other	-	614,000	#NAME?	#NAME?	(184,000)	#NAME?
TOTAL INSTRUCTIONAL	88.00	4,094,282	#NAME?	#NAME?	(184,000)	#NAME?
<b>NON-INSTRUCTIONAL PERSONNEL COSTS</b>						
Nurse	2.00	122,500	#NAME?	#NAME?	-	#NAME?
Librarian	1.00	48,889	#NAME?	#NAME?	-	#NAME?
Custodian	11.00	540,000	#NAME?	#NAME?	-	#NAME?
Security	1.00	60,000	#NAME?	#NAME?	-	#NAME?
Other	-	354,335	#NAME?	#NAME?	-	#NAME?
TOTAL NON-INSTRUCTIONAL	15.00	1,125,724	#NAME?	#NAME?	-	#NAME?
<b>SUBTOTAL PERSONNEL SERVICE COSTS</b>		119.00	6,869,998	#NAME?	#NAME?	(184,000)
<b>PAYROLL TAXES AND BENEFITS</b>						
Payroll Taxes		705,000	#NAME?	#NAME?	(80,000)	#NAME?
Fringe / Employee Benefits		1,210,000	#NAME?	#NAME?	(109,500)	#NAME?
Retirement / Pension		-	#NAME?	#NAME?	-	#NAME?
TOTAL PAYROLL TAXES AND BENEFITS		1,915,000	#NAME?	#NAME?	(189,500)	#NAME?
<b>TOTAL PERSONNEL SERVICE COSTS</b>		119.00	8,784,998	#NAME?	#NAME?	(373,500)
<b>CONTRACTED SERVICES</b>						
Accounting / Audit		50,000	#NAME?	#NAME?	-	#NAME?
Legal		100,000	#NAME?	#NAME?	100,000	#NAME?
Management Company Fee		-	#NAME?	#NAME?	-	#NAME?
Nurse Services		-	#NAME?	#NAME?	-	#NAME?
Food Service / School Lunch		-	#NAME?	#NAME?	-	#NAME?
Payroll Services		-	#NAME?	#NAME?	-	#NAME?
Special Ed Services		-	#NAME?	#NAME?	-	#NAME?
Titlement Services (i.e. Title I)		9,436	#NAME?	#NAME?	-	#NAME?
Other Purchased / Professional / Consulting		300,000	#NAME?	#NAME?	226,300	#NAME?
TOTAL CONTRACTED SERVICES		459,436	#NAME?	#NAME?	326,300	#NAME?

ROOSEVELT CHILDREN'S ACADEMY Budget / Operating Plan 2016-17					
Total Revenue	#NAME?	#NAME?	#NAME?	#NAME?	#NAME?
Total Expenses	11,276,734	#NAME?	#NAME?	(177,200)	#NAME?
Net Income	#NAME?	#NAME?	#NAME?	#NAME?	#NAME?
Actual Student Enrollment					
	Total Year			VARIANCE	
	Original Budget	Revised Budget	Variance	Original Budget vs. PY Budget	Revised Budget vs. PY Budget
<b>SCHOOL OPERATIONS</b>					
Board Expenses	10,000	#NAME?	#NAME?	-	#NAME?
Classroom / Teaching Supplies & Materials	58,800	#NAME?	#NAME?	-	#NAME?
Special Ed Supplies & Materials	-	#NAME?	#NAME?	-	#NAME?
Textbooks / Workbooks	35,000	#NAME?	#NAME?	-	#NAME?
Supplies & Materials other	75,000	#NAME?	#NAME?	-	#NAME?
Equipment / Furniture	54,000	#NAME?	#NAME?	-	#NAME?
Telephone	70,000	#NAME?	#NAME?	-	#NAME?
Technology	62,000	#NAME?	#NAME?	-	#NAME?
Student Testing & Assessment	60,000	#NAME?	#NAME?	-	#NAME?
Field Trips	45,000	#NAME?	#NAME?	-	#NAME?
Transportation (student)	10,000	#NAME?	#NAME?	-	#NAME?
Student Services - other	45,000	#NAME?	#NAME?	-	#NAME?
Office Expense	100,000	#NAME?	#NAME?	-	#NAME?
Staff Development	42,000	#NAME?	#NAME?	-	#NAME?
Staff Recruitment	25,000	#NAME?	#NAME?	-	#NAME?
Student Recruitment / Marketing	-	#NAME?	#NAME?	-	#NAME?
School Meals / Lunch	325,000	#NAME?	#NAME?	35,000	#NAME?
Travel (Staff)	6,500	#NAME?	#NAME?	-	#NAME?
Fundraising	-	#NAME?	#NAME?	-	#NAME?
Other	49,000	#NAME?	#NAME?	-	#NAME?
TOTAL SCHOOL OPERATIONS	1,072,300	#NAME?	#NAME?	35,000	#NAME?
<b>FACILITY OPERATION &amp; MAINTENANCE</b>					
Insurance	250,000	#NAME?	#NAME?	20,000	#NAME?
Janitorial	-	#NAME?	#NAME?	-	#NAME?
Building and Land Rent / Lease / Facility Finance Interest	430,000	#NAME?	#NAME?	(160,000)	#NAME?
Repairs & Maintenance	75,000	#NAME?	#NAME?	-	#NAME?
Equipment / Furniture	10,000	#NAME?	#NAME?	-	#NAME?
Security	-	#NAME?	#NAME?	-	#NAME?
Utilities	195,000	#NAME?	#NAME?	(25,000)	#NAME?
TOTAL FACILITY OPERATION & MAINTENANCE	960,000	#NAME?	#NAME?	(165,000)	#NAME?
<b>DEPRECIATION &amp; AMORTIZATION</b>	-	#NAME?	#NAME?	-	#NAME?
<b>RESERVES / CONTINGENCY</b>	-	#NAME?	#NAME?	-	#NAME?
<b>TOTAL EXPENSES</b>	11,276,734	#NAME?	#NAME?	(177,200)	#NAME?
<b>NET INCOME</b>	#NAME?	#NAME?	#NAME?	#NAME?	#NAME?

		<b>ROOSEVELT CHILDREN'S ACADEMY</b> <b>Budget / Operating Plan</b> <b>2016-17</b>				
Total Revenue	#NAME?	#NAME?	#NAME?	#NAME?	#NAME?	
Total Expenses	11,276,734	#NAME?	#NAME?	(177,200)	#NAME?	
Net Income	#NAME?	#NAME?	#NAME?	#NAME?	#NAME?	
Actual Student Enrollment						
		Total Year			VARIANCE	
		Original Budget	Revised Budget	Variance	Original Budget vs. PY Budget	Revised Budget vs. PY Budget
<b>ENROLLMENT - *School Districts Are Linked To Above Entries*</b> <b>Number of Districts:</b> ROOSEVELT UFSD UNIONDALE UFSD HEMPSTEAD UFSD FREEPORT UFSD NYC CHANCELLOR'S OFFICE AMITYVILLE UFSD BALDWIN UFSD ROCKVILLE CENTRE UFSD WYANDANCH UFSD VALLEY STREAM 13 UFSD WESTBURY UFSD BRENTWOOD UFSD EAST MEADOW UFSD LONG BEACH CITY SD MERRICK UFSD ALL OTHER School Districts: ( Weighted Avg )						
<b>TOTAL ENROLLMENT</b>						
<b>REVENUE PER PUPIL</b>						
<b>EXPENSES PER PUPIL</b>						

		MY CHARTER SCHOOL
<b>Total Revenue</b> <b>Total Expenses</b> <b>Net Income</b> <b>Actual Student Enrollment</b>		DESCRIPTION OF ASSUMPTIONS
<b>REVENUE</b>		
<b>REVENUES FROM STATE SOURCES</b>		2016-17
<b>Per Pupil Revenue</b>		Per Pupil Rate
ROOSEVELT UFSD		#NAME?
UNIONDALE UFSD		#NAME?
HEMPSTEAD UFSD		#NAME?
FREEPORT UFSD		#NAME?
NYC CHANCELLOR'S OFFICE		#NAME?
AMITYVILLE UFSD		#NAME?
BALDWIN UFSD		#NAME?
ROCKVILLE CENTRE UFSD		#NAME?
WYANDANCH UFSD		#NAME?
VALLEY STREAM 13 UFSD		#NAME?
WESTBURY UFSD		#NAME?
BRENTWOOD UFSD		#NAME?
EAST MEADOW UFSD		#NAME?
LONG BEACH CITY SD		#NAME?
MERRICK UFSD		#NAME?
ALL OTHER School Districts: ( Weighted Avg )		#NAME?
TOTAL Per Pupil Revenue (Weighted Average Per Pupil Funding)		#NAME?
Special Education Revenue		
Grants		
Stimulus		
DYCD (Department of Youth and Community Development)		
Other		
Other		
<b>TOTAL REVENUE FROM STATE SOURCES</b>		
<b>REVENUE FROM FEDERAL FUNDING</b>		
IDEA Special Needs		
Title I		
Title Funding - Other		
School Food Service (Free Lunch)		
Grants		
Charter School Program (CSP) Planning & Implementation		
Other		
Other		
<b>TOTAL REVENUE FROM FEDERAL SOURCES</b>		
<b>LOCAL and OTHER REVENUE</b>		
Contributions and Donations		
Fundraising		
Erate Reimbursement		
Earnings on Investments		
Interest Income		
Food Service (Income from meals)		
Text Book		
OTHER		
<b>TOTAL REVENUE FROM LOCAL and OTHER SOURCES</b>		
<b>TOTAL REVENUE</b>		

		MY CHARTER SCHOOL
Total Revenue		
Total Expenses		
Net Income		
Actual Student Enrollment		
		</

	MY CHARTER SCHOOL
<b>Total Revenue</b> <b>Total Expenses</b> <b>Net Income</b> <b>Actual Student Enrollment</b>	
	<b>DESCRIPTION OF ASSUMPTIONS</b>
<b>SCHOOL OPERATIONS</b> Board Expenses Classroom / Teaching Supplies & Materials Special Ed Supplies & Materials Textbooks / Workbooks Supplies & Materials other Equipment / Furniture Telephone Technology Student Testing & Assessment Field Trips Transportation (student) Student Services - other Office Expense Staff Development Staff Recruitment Student Recruitment / Marketing School Meals / Lunch Travel (Staff) Fundraising Other <b>TOTAL SCHOOL OPERATIONS</b>  <b>FACILITY OPERATION &amp; MAINTENANCE</b> Insurance Janitorial Building and Land Rent / Lease / Facility Finance Interest Repairs & Maintenance Equipment / Furniture Security Utilities <b>TOTAL FACILITY OPERATION &amp; MAINTENANCE</b>  <b>DEPRECIATION &amp; AMORTIZATION</b> <b>RESERVES / CONTINGENCY</b>  <b>TOTAL EXPENSES</b>  <b>NET INCOME</b>	

	MY CHARTER SCHOOL
Total Revenue Total Expenses Net Income Actual Student Enrollment	
	DESCRIPTION OF ASSUMPTIONS
ENROLLMENT - *School Districts Are Linked To Above Entries* Number of Districts: ROOSEVELT UFSD UNIONDALE UFSD HEMPSTEAD UFSD FREEPORT UFSD NYC CHANCELLOR'S OFFICE AMITYVILLE UFSD BALDWIN UFSD ROCKVILLE CENTRE UFSD WYANDANCH UFSD VALLEY STREAM 13 UFSD WESTBURY UFSD BRENTWOOD UFSD EAST MEADOW UFSD LONG BEACH CITY SD MERRICK UFSD ALL OTHER School Districts: ( Weighted Avg ) TOTAL ENROLLMENT  REVENUE PER PUPIL  EXPENSES PER PUPIL	



**ROOSEVELT CHILDREN'S ACADEMY CHARTER SCHOOL**  
**BALANCE SHEET**  
**2016-17**

	<u>Prior Year</u>	Q1	Q2	Q3	Q4
	<u>Err:508</u>	<u>As of 9/30</u>	<u>As of 12/31</u>	<u>As of 3/31</u>	<u>As of 6/30</u>
<b><u>ASSETS</u></b>					
<b><u>CURRENT ASSETS</u></b>					
Cash and cash equivalents	-	-	-	-	-
Grants and contracts receivable	-	-	-	-	-
Accounts receivables	-	-	-	-	-
Prepaid Expenses	-	-	-	-	-
Contributions and other receivables	-	-	-	-	-
<b>TOTAL CURRENT ASSETS</b>	-	-	-	-	-
<b><u>PROPERTY, BUILDING AND EQUIPMENT, net</u></b>	-	-	-	-	-
<b><u>OTHER ASSETS</u></b>	-	-	-	-	-
<b>TOTAL ASSETS</b>	-	-	-	-	-
<b><u>LIABILITIES AND NET ASSETS</u></b>					
<b><u>CURRENT LIABILITIES</u></b>					
Accounts payable and accrued expenses	-	-	-	-	-
Accrued payroll and benefits	-	-	-	-	-
Deferred Revenue	-	-	-	-	-
Current maturities of long-term debt	-	-	-	-	-
Short Term Debt - Bonds, Notes Payable	-	-	-	-	-
Other	-	-	-	-	-
<b>TOTAL CURRENT LIABILITIES</b>	-	-	-	-	-
<b><u>LONG-TERM DEBT and NOTES PAYABLE, net current maturities</u></b>	-	-	-	-	-
<b>TOTAL LIABILITIES</b>	-	-	-	-	-
<b><u>NET ASSETS</u></b>					
Unrestricted	-	-	-	-	-
Temporarily restricted	-	-	-	-	-
<b>TOTAL NET ASSETS</b>	-	-	-	-	-
<b>TOTAL LIABILITIES AND NET ASSETS</b>	-	-	-	-	-

2016-17

Total Revenue	-	#NAME?	-	-	#NAME?	-	-
Total Expenses	-	#NAME?	-	-	#NAME?	-	-
Net Income	-	#NAME?	-	-	#NAME?	-	-
Actual Student Enrollment	-	#NAME?	-	-	#NAME?	-	-

*NOTE: Enrollment, Revenue and Expenditure Data IN the 'Total and Variance Analysis' Section is Based on LAST ACTUAL Quarter Completed	1st Quarter - 7/1 - 9/30			2nd Quarter - 10/1 - 12/31			3rd Quarter
	Actual	Current Budget	Variance	Actual	Current Budget	Variance	Actual

## REVENUE

## REVENUES FROM STATE SOURCES

Per Pupil Revenue

CY Per Pupil Rate

ROOSEVELT UFSD	#NAME?	#NAME?	-	#NAME?	#NAME?	-	#NAME?
UNIONDALE UFSD	#NAME?	#NAME?	-	#NAME?	#NAME?	-	#NAME?
HEMPSTEAD UFSD	#NAME?	#NAME?	-	#NAME?	#NAME?	-	#NAME?
FREEPORT UFSD	#NAME?	#NAME?	-	#NAME?	#NAME?	-	#NAME?
NYC CHANCELLOR'S OFFICE	#NAME?	#NAME?	-	#NAME?	#NAME?	-	#NAME?
AMITYVILLE UFSD	#NAME?	#NAME?	-	#NAME?	#NAME?	-	#NAME?
BALDWIN UFSD	#NAME?	#NAME?	-	#NAME?	#NAME?	-	#NAME?
ROCKVILLE CENTRE UFSD	#NAME?	#NAME?	-	#NAME?	#NAME?	-	#NAME?
WYANDANCH UFSD	#NAME?	#NAME?	-	#NAME?	#NAME?	-	#NAME?
VALLEY STREAM 13 UFSD	#NAME?	#NAME?	-	#NAME?	#NAME?	-	#NAME?
WESTBURY UFSD	#NAME?	#NAME?	-	#NAME?	#NAME?	-	#NAME?
BRENTWOOD UFSD	#NAME?	#NAME?	-	#NAME?	#NAME?	-	#NAME?
EAST MEADOW UFSD	#NAME?	#NAME?	-	#NAME?	#NAME?	-	#NAME?
LONG BEACH CITY SD	#NAME?	#NAME?	-	#NAME?	#NAME?	-	#NAME?
MERRICK UFSD	#NAME?	#NAME?	-	#NAME?	#NAME?	-	#NAME?
ALL OTHER School Districts: ( Count = 3 )	#NAME?	#NAME?	-	#NAME?	#NAME?	-	#NAME?
TOTAL Per Pupil Revenue (Weighted Average Per Pupil Funding)	#NAME?	#NAME?	-	#NAME?	#NAME?	-	#NAME?
Special Education Revenue	-	#NAME?	-	-	#NAME?	-	-

Grants

Stimulus

DYCD (Department of Youth and Community Development)

Other

Other

TOTAL REVENUE FROM STATE SOURCES

## REVENUE FROM FEDERAL FUNDING

IDEA Special Needs

Title I

Title Funding - Other

School Food Service (Free Lunch)

Grants

Charter School Program (CSP) Planning &amp; Implementation

Other

Other

TOTAL REVENUE FROM FEDERAL SOURCES

## LOCAL and OTHER REVENUE

Contributions and Donations

Fundraising

Erate Reimbursement

Earnings on Investments

Interest Income

Food Service (Income from meals)

Text Book

OTHER

TOTAL REVENUE FROM LOCAL and OTHER SOURCES

TOTAL REVENUE	-	#NAME?	-	-	#NAME?	-	-
---------------	---	--------	---	---	--------	---	---

2016-17

Total Revenue	-	#NAME?	-	-	#NAME?	-	-
Total Expenses	-	#NAME?	-	-	#NAME?	-	-
Net Income	-	#NAME?	-	-	#NAME?	-	-
Actual Student Enrollment	-	#NAME?	-	-	#NAME?	-	-

*NOTE: Enrollment, Revenue and Expenditure Data IN the 'Total and Variance Analysis' Section is Based on LAST ACTUAL Quarter Completed	1st Quarter - 7/1 - 9/30			2nd Quarter - 10/1 - 12/31			3rd Quarter
	Actual	Current Budget	Variance	Actual	Current Budget	Variance	Actual

## EXPENSES

## ADMINISTRATIVE STAFF PERSONNEL COSTS

Quarter 1  
No. of Positions

Executive Management	#NAME?	-	#NAME?	-	#NAME?	-	-
Instructional Management	#NAME?	-	#NAME?	-	#NAME?	-	-
Deans, Directors & Coordinators	#NAME?	-	#NAME?	-	#NAME?	-	-
CFO / Director of Finance	#NAME?	-	#NAME?	-	#NAME?	-	-
Operation / Business Manager	#NAME?	-	#NAME?	-	#NAME?	-	-
Administrative Staff	#NAME?	-	#NAME?	-	#NAME?	-	-
TOTAL ADMINISTRATIVE STAFF	#NAME?	-	#NAME?	-	#NAME?	-	-

## INSTRUCTIONAL PERSONNEL COSTS

Teachers - Regular	#NAME?	-	#NAME?	-	#NAME?	-	-
Teachers - SPED	#NAME?	-	#NAME?	-	#NAME?	-	-
Substitute Teachers	#NAME?	-	#NAME?	-	#NAME?	-	-
Teaching Assistants	#NAME?	-	#NAME?	-	#NAME?	-	-
Specialty Teachers	#NAME?	-	#NAME?	-	#NAME?	-	-
Aides	#NAME?	-	#NAME?	-	#NAME?	-	-
Therapists & Counselors	#NAME?	-	#NAME?	-	#NAME?	-	-
Other	#NAME?	-	#NAME?	-	#NAME?	-	-
TOTAL INSTRUCTIONAL	#NAME?	-	#NAME?	-	#NAME?	-	-

## NON-INSTRUCTIONAL PERSONNEL COSTS

Nurse	#NAME?	-	#NAME?	-	#NAME?	-	-
Librarian	#NAME?	-	#NAME?	-	#NAME?	-	-
Custodian	#NAME?	-	#NAME?	-	#NAME?	-	-
Security	#NAME?	-	#NAME?	-	#NAME?	-	-
Other	#NAME?	-	#NAME?	-	#NAME?	-	-
TOTAL NON-INSTRUCTIONAL	#NAME?	-	#NAME?	-	#NAME?	-	-

## SUBTOTAL PERSONNEL SERVICE COSTS

#NAME?	-	#NAME?	-	-	#NAME?	-	-
--------	---	--------	---	---	--------	---	---

## PAYROLL TAXES AND BENEFITS

Payroll Taxes	#NAME?	-	#NAME?	-	#NAME?	-	-
Fringe / Employee Benefits	#NAME?	-	#NAME?	-	#NAME?	-	-
Retirement / Pension	#NAME?	-	#NAME?	-	#NAME?	-	-
TOTAL PAYROLL TAXES AND BENEFITS	-	#NAME?	-	-	#NAME?	-	-

## TOTAL PERSONNEL SERVICE COSTS

#NAME?	-	#NAME?	-	-	#NAME?	-	-
--------	---	--------	---	---	--------	---	---

## CONTRACTED SERVICES

Accounting / Audit	#NAME?	-	#NAME?	-	#NAME?	-	-
Legal	#NAME?	-	#NAME?	-	#NAME?	-	-
Management Company Fee	#NAME?	-	#NAME?	-	#NAME?	-	-
Nurse Services	#NAME?	-	#NAME?	-	#NAME?	-	-
Food Service / School Lunch	#NAME?	-	#NAME?	-	#NAME?	-	-
Payroll Services	#NAME?	-	#NAME?	-	#NAME?	-	-
Special Ed Services	#NAME?	-	#NAME?	-	#NAME?	-	-
Titlement Services (i.e. Title I)	#NAME?	-	#NAME?	-	#NAME?	-	-
Other Purchased / Professional / Consulting	#NAME?	-	#NAME?	-	#NAME?	-	-
TOTAL CONTRACTED SERVICES	-	#NAME?	-	-	#NAME?	-	-

2016-17

Total Revenue	-	#NAME?	-	-	#NAME?	-	-
Total Expenses	-	#NAME?	-	-	#NAME?	-	-
Net Income	-	#NAME?	-	-	#NAME?	-	-
Actual Student Enrollment	-	#NAME?	-	-	#NAME?	-	-

\*NOTE: Enrollment, Revenue and Expenditure Data IN the 'Total and Variance Analysis' Section is Based on LAST ACTUAL Quarter Completed

1st Quarter - 7/1 - 9/30

2nd Quarter - 10/1 - 12/31

3rd Quarter

	Actual	Current Budget	Variance	Actual	Current Budget	Variance	Actual
<b>SCHOOL OPERATIONS</b>							
Board Expenses		#NAME?	-		#NAME?	-	
Classroom / Teaching Supplies & Materials		#NAME?	-		#NAME?	-	
Special Ed Supplies & Materials		#NAME?	-		#NAME?	-	
Textbooks / Workbooks		#NAME?	-		#NAME?	-	
Supplies & Materials other		#NAME?	-		#NAME?	-	
Equipment / Furniture		#NAME?	-		#NAME?	-	
Telephone		#NAME?	-		#NAME?	-	
Technology		#NAME?	-		#NAME?	-	
Student Testing & Assessment		#NAME?	-		#NAME?	-	
Field Trips		#NAME?	-		#NAME?	-	
Transportation (student)		#NAME?	-		#NAME?	-	
Student Services - other		#NAME?	-		#NAME?	-	
Office Expense		#NAME?	-		#NAME?	-	
Staff Development		#NAME?	-		#NAME?	-	
Staff Recruitment		#NAME?	-		#NAME?	-	
Student Recruitment / Marketing		#NAME?	-		#NAME?	-	
School Meals / Lunch		#NAME?	-		#NAME?	-	
Travel (Staff)		#NAME?	-		#NAME?	-	
Fundraising		#NAME?	-		#NAME?	-	
Other		#NAME?	-		#NAME?	-	
TOTAL SCHOOL OPERATIONS	-	#NAME?	-	-	#NAME?	-	-
<b>FACILITY OPERATION &amp; MAINTENANCE</b>							
Insurance		#NAME?	-		#NAME?	-	
Janitorial		#NAME?	-		#NAME?	-	
Building and Land Rent / Lease / Facility Finance Interest		#NAME?	-		#NAME?	-	
Repairs & Maintenance		#NAME?	-		#NAME?	-	
Equipment / Furniture		#NAME?	-		#NAME?	-	
Security		#NAME?	-		#NAME?	-	
Utilities		#NAME?	-		#NAME?	-	
TOTAL FACILITY OPERATION & MAINTENANCE	-	#NAME?	-	-	#NAME?	-	-
<b>DEPRECIATION &amp; AMORTIZATION</b>							
<b>RESERVES / CONTINGENCY</b>							
<b>TOTAL EXPENSES</b>	-	#NAME?	-	-	#NAME?	-	-
<b>NET INCOME</b>	-	#NAME?	-	-	#NAME?	-	-

**ROOSEVELT CHILDREN'S ACADEMY C**  
**Budget / Operating Plan**

<b>2016-17</b>							
Total Revenue	-	#NAME?	-	-	#NAME?	-	-
Total Expenses	-	#NAME?	-	-	#NAME?	-	-
Net Income	-	#NAME?	-	-	#NAME?	-	-
Actual Student Enrollment	-	#NAME?	-	-	#NAME?	-	-

<b>*NOTE: Enrollment, Revenue and Expenditure Data IN the 'Total and Variance Analysis' Section is Based on LAST ACTUAL Quarter Completed</b>	<b>1st Quarter - 7/1 - 9/30</b>			<b>2nd Quarter - 10/1 - 12/31</b>			<b>3rd Quarter - 1/1 - 3/31</b>
	<b>Actual</b>	<b>Current Budget</b>	<b>Variance</b>	<b>Actual</b>	<b>Current Budget</b>	<b>Variance</b>	<b>Actual</b>

**ENROLLMENT - \*School Districts Are Linked To Above Entries\***

ROOSEVELT UFSD	-	#NAME?	-	-	#NAME?	-	-
UNIONDALE UFSD	-	#NAME?	-	-	#NAME?	-	-
HEMPSTEAD UFSD	-	#NAME?	-	-	#NAME?	-	-
FREEPORT UFSD	-	#NAME?	-	-	#NAME?	-	-
NYC CHANCELLOR'S OFFICE	-	#NAME?	-	-	#NAME?	-	-
AMITYVILLE UFSD	-	#NAME?	-	-	#NAME?	-	-
BALDWIN UFSD	-	#NAME?	-	-	#NAME?	-	-
ROCKVILLE CENTRE UFSD	-	#NAME?	-	-	#NAME?	-	-
WYANDANCH UFSD	-	#NAME?	-	-	#NAME?	-	-
VALLEY STREAM 13 UFSD	-	#NAME?	-	-	#NAME?	-	-
WESTBURY UFSD	-	#NAME?	-	-	#NAME?	-	-
BRENTWOOD UFSD	-	#NAME?	-	-	#NAME?	-	-
EAST MEADOW UFSD	-	#NAME?	-	-	#NAME?	-	-
LONG BEACH CITY SD	-	#NAME?	-	-	#NAME?	-	-
MERRICK UFSD	-	#NAME?	-	-	#NAME?	-	-
ALL OTHER School Districts: ( Count = 3 )	-	#NAME?	-	-	#NAME?	-	-
<b>TOTAL ENROLLMENT</b>	-	#NAME?	-	-	#NAME?	-	-
<b>REVENUE PER PUPIL</b>	-	#NAME?	-	-	#NAME?	-	-
<b>EXPENSES PER PUPIL</b>	-	#NAME?	-	-	#NAME?	-	-

HARTER SCHOOL									
n									
Total Revenue		#NAME?	-	-	#NAME?	-			
Total Expenses		#NAME?	-	-	#NAME?	-			
Net Income		#NAME?	-	-	#NAME?	-			
Actual Student Enrollment		#NAME?	-	-	#NAME?	-			

HARTER SCHOOL n					
Total Revenue	#NAME?	-	-	#NAME?	-
Total Expenses	#NAME?	-	-	#NAME?	-
Net Income	#NAME?	-	-	#NAME?	-
Actual Student Enrollment	#NAME?	-	-	#NAME?	-
*NOTE: Enrollment, Revenue and Expenditure Data IN the 'Total and Variance Analysis' Section is Based on LAST ACTUAL Quarter Completed		Quarter - 1/1 - 3/31		4th Quarter - 4/1 - 6/30	
		Current Budget	Variance	Actual	Current Budget Variance
<b>EXPENSES</b>					
<b>ADMINISTRATIVE STAFF PERSONNEL COSTS</b>		Quarter 1 No. of Positions			
Executive Management	#NAME?	#NAME?	-	#NAME?	-
Instructional Management	#NAME?	#NAME?	-	#NAME?	-
Deans, Directors & Coordinators	#NAME?	#NAME?	-	#NAME?	-
CFO / Director of Finance	#NAME?	#NAME?	-	#NAME?	-
Operation / Business Manager	#NAME?	#NAME?	-	#NAME?	-
Administrative Staff	#NAME?	#NAME?	-	#NAME?	-
TOTAL ADMINISTRATIVE STAFF	#NAME?	#NAME?	-	#NAME?	-
<b>INSTRUCTIONAL PERSONNEL COSTS</b>					
Teachers - Regular	#NAME?	#NAME?	-	#NAME?	-
Teachers - SPED	#NAME?	#NAME?	-	#NAME?	-
Substitute Teachers	#NAME?	#NAME?	-	#NAME?	-
Teaching Assistants	#NAME?	#NAME?	-	#NAME?	-
Specialty Teachers	#NAME?	#NAME?	-	#NAME?	-
Aides	#NAME?	#NAME?	-	#NAME?	-
Therapists & Counselors	#NAME?	#NAME?	-	#NAME?	-
Other	#NAME?	#NAME?	-	#NAME?	-
TOTAL INSTRUCTIONAL	#NAME?	#NAME?	-	#NAME?	-
<b>NON-INSTRUCTIONAL PERSONNEL COSTS</b>					
Nurse	#NAME?	#NAME?	-	#NAME?	-
Librarian	#NAME?	#NAME?	-	#NAME?	-
Custodian	#NAME?	#NAME?	-	#NAME?	-
Security	#NAME?	#NAME?	-	#NAME?	-
Other	#NAME?	#NAME?	-	#NAME?	-
TOTAL NON-INSTRUCTIONAL	#NAME?	#NAME?	-	#NAME?	-
<b>SUBTOTAL PERSONNEL SERVICE COSTS</b>		#NAME?	#NAME?	-	#NAME?
<b>PAYROLL TAXES AND BENEFITS</b>					
Payroll Taxes		#NAME?	-	#NAME?	-
Fringe / Employee Benefits		#NAME?	-	#NAME?	-
Retirement / Pension		#NAME?	-	#NAME?	-
TOTAL PAYROLL TAXES AND BENEFITS		#NAME?	-	#NAME?	-
<b>TOTAL PERSONNEL SERVICE COSTS</b>		#NAME?	#NAME?	-	#NAME?
<b>CONTRACTED SERVICES</b>					
Accounting / Audit		#NAME?	-	#NAME?	-
Legal		#NAME?	-	#NAME?	-
Management Company Fee		#NAME?	-	#NAME?	-
Nurse Services		#NAME?	-	#NAME?	-
Food Service / School Lunch		#NAME?	-	#NAME?	-
Payroll Services		#NAME?	-	#NAME?	-
Special Ed Services		#NAME?	-	#NAME?	-
Titlement Services (i.e. Title I)		#NAME?	-	#NAME?	-
Other Purchased / Professional / Consulting		#NAME?	-	#NAME?	-
TOTAL CONTRACTED SERVICES		#NAME?	-	#NAME?	-

HARTER SCHOOL					
n					
Total Revenue	#NAME?	-	-	#NAME?	-
Total Expenses	#NAME?	-	-	#NAME?	-
Net Income	#NAME?	-	-	#NAME?	-
Actual Student Enrollment	#NAME?	-	-	#NAME?	-
		Quarter - 1/1 - 3/31		4th Quarter - 4/1 - 6/30	
*NOTE: Enrollment, Revenue and Expenditure Data IN the 'Total and Variance Analysis' Section is Based on LAST ACTUAL Quarter Completed					
		Current Budget	Variance	Actual	Current Budget Variance
SCHOOL OPERATIONS					
Board Expenses	#NAME?	-		#NAME?	-
Classroom / Teaching Supplies & Materials	#NAME?	-		#NAME?	-
Special Ed Supplies & Materials	#NAME?	-		#NAME?	-
Textbooks / Workbooks	#NAME?	-		#NAME?	-
Supplies & Materials other	#NAME?	-		#NAME?	-
Equipment / Furniture	#NAME?	-		#NAME?	-
Telephone	#NAME?	-		#NAME?	-
Technology	#NAME?	-		#NAME?	-
Student Testing & Assessment	#NAME?	-		#NAME?	-
Field Trips	#NAME?	-		#NAME?	-
Transportation (student)	#NAME?	-		#NAME?	-
Student Services - other	#NAME?	-		#NAME?	-
Office Expense	#NAME?	-		#NAME?	-
Staff Development	#NAME?	-		#NAME?	-
Staff Recruitment	#NAME?	-		#NAME?	-
Student Recruitment / Marketing	#NAME?	-		#NAME?	-
School Meals / Lunch	#NAME?	-		#NAME?	-
Travel (Staff)	#NAME?	-		#NAME?	-
Fundraising	#NAME?	-		#NAME?	-
Other	#NAME?	-		#NAME?	-
TOTAL SCHOOL OPERATIONS	#NAME?	-	-	#NAME?	-
FACILITY OPERATION & MAINTENANCE					
Insurance	#NAME?	-		#NAME?	-
Janitorial	#NAME?	-		#NAME?	-
Building and Land Rent / Lease / Facility Finance Interest	#NAME?	-		#NAME?	-
Repairs & Maintenance	#NAME?	-		#NAME?	-
Equipment / Furniture	#NAME?	-		#NAME?	-
Security	#NAME?	-		#NAME?	-
Utilities	#NAME?	-		#NAME?	-
TOTAL FACILITY OPERATION & MAINTENANCE	#NAME?	-	-	#NAME?	-
DEPRECIATION & AMORTIZATION					
	#NAME?	-		#NAME?	-
RESERVES / CONTINGENCY					
	#NAME?	-		#NAME?	-
TOTAL EXPENSES	#NAME?	-	-	#NAME?	-
NET INCOME	#NAME?	-	-	#NAME?	-



HARTER SCHOOL					
n					
Total Revenue	#NAME?	-	-	#NAME?	-
Total Expenses	#NAME?	-	-	#NAME?	-
Net Income	#NAME?	-	-	#NAME?	-
Actual Student Enrollment	#NAME?	-	-	#NAME?	-
*NOTE: Enrollment, Revenue and Expenditure Data IN the 'Total and Variance Analysis' Section is Based on LAST ACTUAL Quarter Completed		3rd Quarter - 1/1 - 3/31		4th Quarter - 4/1 - 6/30	
		Current Budget		Current Budget	
		Variance		Variance	
Actual		Actual			
ENROLLMENT - *School Districts Are Linked To Above Entries*					
ROOSEVELT UFSD	#NAME?	-	-	#NAME?	-
UNIONDALE UFSD	#NAME?	-	-	#NAME?	-
HEMPSTEAD UFSD	#NAME?	-	-	#NAME?	-
FREEPORT UFSD	#NAME?	-	-	#NAME?	-
NYC CHANCELLOR'S OFFICE	#NAME?	-	-	#NAME?	-
AMITYVILLE UFSD	#NAME?	-	-	#NAME?	-
BALDWIN UFSD	#NAME?	-	-	#NAME?	-
ROCKVILLE CENTRE UFSD	#NAME?	-	-	#NAME?	-
WYANDANCH UFSD	#NAME?	-	-	#NAME?	-
VALLEY STREAM 13 UFSD	#NAME?	-	-	#NAME?	-
WESTBURY UFSD	#NAME?	-	-	#NAME?	-
BRENTWOOD UFSD	#NAME?	-	-	#NAME?	-
EAST MEADOW UFSD	#NAME?	-	-	#NAME?	-
LONG BEACH CITY SD	#NAME?	-	-	#NAME?	-
MERRICK UFSD	#NAME?	-	-	#NAME?	-
ALL OTHER School Districts: ( Count = 3 )	#NAME?	-	-	#NAME?	-
TOTAL ENROLLMENT	#NAME?	-	-	#NAME?	-
REVENUE PER PUPIL	#NAME?	-	-	#NAME?	-
EXPENSES PER PUPIL	#NAME?	-	-	#NAME?	-

				ROOSEVELT CHILDREN'S ACADEMY CHAIRMAN'S OFFICE							
				Budget / Operating Plan							
				2016-17							
Total Revenue	-	-	-	#NAME?	#NAME?	-	-				
Total Expenses	-	-	-	#NAME?	#NAME?	-	-				
Net Income	-	-	-	#NAME?	#NAME?	-	-				
Actual Student Enrollment	-	-	-			-	-				
				TOTALS AND VARIANCE ANALYSIS							
*NOTE: Enrollment, Revenue and Expenditure Data IN the 'Total and Variance Analysis' Section is Based on LAST ACTUAL Quarter Completed				Actual	Current Budget (Current Quarter)	Actual vs. Current Budget	Current Budget - TY	Actual vs. Current Budget TY	Original Budget (Current Quarter)	Actual vs. Original Budget	
REVENUE											
REVENUES FROM STATE SOURCES											
Per Pupil Revenue				CY Per Pupil Rate							
ROOSEVELT UFSD				#NAME?	-	-	-	#NAME?	#NAME?	-	-
UNIONDALE UFSD				#NAME?	-	-	-	#NAME?	#NAME?	-	-
HEMPSTEAD UFSD				#NAME?	-	-	-	#NAME?	#NAME?	-	-
FREEPORT UFSD				#NAME?	-	-	-	#NAME?	#NAME?	-	-
NYC CHANCELLOR'S OFFICE				#NAME?	-	-	-	#NAME?	#NAME?	-	-
AMITYVILLE UFSD				#NAME?	-	-	-	#NAME?	#NAME?	-	-
BALDWIN UFSD				#NAME?	-	-	-	#NAME?	#NAME?	-	-
ROCKVILLE CENTRE UFSD				#NAME?	-	-	-	#NAME?	#NAME?	-	-
WYANDANCH UFSD				#NAME?	-	-	-	#NAME?	#NAME?	-	-
VALLEY STREAM 13 UFSD				#NAME?	-	-	-	#NAME?	#NAME?	-	-
WESTBURY UFSD				#NAME?	-	-	-	#NAME?	#NAME?	-	-
BRENTWOOD UFSD				#NAME?	-	-	-	#NAME?	#NAME?	-	-
EAST MEADOW UFSD				#NAME?	-	-	-	#NAME?	#NAME?	-	-
LONG BEACH CITY SD				#NAME?	-	-	-	#NAME?	#NAME?	-	-
MERRICK UFSD				#NAME?	-	-	-	#NAME?	#NAME?	-	-
ALL OTHER School Districts: ( Count = 3 )				#NAME?	-	-	-	#NAME?	#NAME?	-	-
TOTAL Per Pupil Revenue (Weighted Average Per Pupil Funding)				#NAME?	-	-	-	#NAME?	#NAME?	-	-
Special Education Revenue					-	-	-	#NAME?	#NAME?	-	-
Grants					-	-	-	#NAME?	#NAME?	-	-
Stimulus					-	-	-	#NAME?	#NAME?	-	-
DYCD (Department of Youth and Community Development)					-	-	-	#NAME?	#NAME?	-	-
Other					-	-	-	#NAME?	#NAME?	-	-
Other					-	-	-	#NAME?	#NAME?	-	-
TOTAL REVENUE FROM STATE SOURCES					-	-	-	#NAME?	#NAME?	-	-
REVENUE FROM FEDERAL FUNDING					-	-	-	#NAME?	#NAME?	-	-
IDEA Special Needs					-	-	-	#NAME?	#NAME?	-	-
Title I					-	-	-	#NAME?	#NAME?	-	-
Title Funding - Other					-	-	-	#NAME?	#NAME?	-	-
School Food Service (Free Lunch)					-	-	-	#NAME?	#NAME?	-	-
Grants					-	-	-	#NAME?	#NAME?	-	-
Charter School Program (CSP) Planning & Implementation					-	-	-	#NAME?	#NAME?	-	-
Other					-	-	-	#NAME?	#NAME?	-	-
Other					-	-	-	#NAME?	#NAME?	-	-
TOTAL REVENUE FROM FEDERAL SOURCES					-	-	-	#NAME?	#NAME?	-	-
LOCAL and OTHER REVENUE					-	-	-	#NAME?	#NAME?	-	-
Contributions and Donations					-	-	-	#NAME?	#NAME?	-	-
Fundraising					-	-	-	#NAME?	#NAME?	-	-
Erate Reimbursement					-	-	-	#NAME?	#NAME?	-	-
Earnings on Investments					-	-	-	#NAME?	#NAME?	-	-
Interest Income					-	-	-	#NAME?	#NAME?	-	-
Food Service (Income from meals)					-	-	-	#NAME?	#NAME?	-	-
Text Book					-	-	-	#NAME?	#NAME?	-	-
OTHER					-	-	-	#NAME?	#NAME?	-	-
TOTAL REVENUE FROM LOCAL and OTHER SOURCES					-	-	-	#NAME?	#NAME?	-	-
TOTAL REVENUE					-	-	-	#NAME?	#NAME?	-	-

				ROOSEVELT CHILDREN'S ACADEMY CHAIRMAN'S				
				Budget / Operating Plan				
				2016-17				
Total Revenue	-	-	-	#NAME?	#NAME?	-	-	
Total Expenses	-	-	-	#NAME?	#NAME?	-	-	
Net Income	-	-	-	#NAME?	#NAME?	-	-	
Actual Student Enrollment	-	-	-			-	-	
				TOTALS AND VARIANCE ANALYSIS				
*NOTE: Enrollment, Revenue and Expenditure Data IN the 'Total and Variance Analysis' Section is Based on LAST ACTUAL Quarter Completed				Actual	Current Budget (Current Quarter)	Actual vs. Current Budget	Current Budget - TY	Actual vs. Current Budget TY
				Actual	Current Budget (Current Quarter)	Actual vs. Current Budget	Current Budget - TY	Actual vs. Current Budget TY
EXPENSES								
ADMINISTRATIVE STAFF PERSONNEL COSTS								
Executive Management								
Instructional Management								
Deans, Directors & Coordinators								
CFO / Director of Finance								
Operation / Business Manager								
Administrative Staff								
TOTAL ADMINISTRATIVE STAFF								
INSTRUCTIONAL PERSONNEL COSTS								
Teachers - Regular								
Teachers - SPED								
Substitute Teachers								
Teaching Assistants								
Specialty Teachers								
Aides								
Therapists & Counselors								
Other								
TOTAL INSTRUCTIONAL								
NON-INSTRUCTIONAL PERSONNEL COSTS								
Nurse								
Librarian								
Custodian								
Security								
Other								
TOTAL NON-INSTRUCTIONAL								
SUBTOTAL PERSONNEL SERVICE COSTS								
PAYROLL TAXES AND BENEFITS								
Payroll Taxes								
Fringe / Employee Benefits								
Retirement / Pension								
TOTAL PAYROLL TAXES AND BENEFITS								
TOTAL PERSONNEL SERVICE COSTS								
CONTRACTED SERVICES								
Accounting / Audit								
Legal								
Management Company Fee								
Nurse Services								
Food Service / School Lunch								
Payroll Services								
Special Ed Services								
Titlement Services (i.e. Title I)								
Other Purchased / Professional / Consulting								
TOTAL CONTRACTED SERVICES								

				ROOSEVELT CHILDREN'S ACADEMY CHAIRMAN'S			
				Budget / Operating Plan			
				2016-17			
Total Revenue	-	-	-	#NAME?	#NAME?	-	-
Total Expenses	-	-	-	#NAME?	#NAME?	-	-
Net Income	-	-	-	#NAME?	#NAME?	-	-
Actual Student Enrollment	-	-	-			-	-
				TOTALS AND VARIANCE ANALYSIS			
*NOTE: Enrollment, Revenue and Expenditure Data IN the 'Total and Variance Analysis' Section is Based on LAST ACTUAL Quarter Completed				Actual	Current Budget (Current Quarter)	Actual vs. Current Budget	Original Budget (Current Quarter)
				Actual	Current Budget	Current Budget - TY	Actual vs. Current Budget TY
SCHOOL OPERATIONS							
Board Expenses	-	-	-	#NAME?	#NAME?	-	-
Classroom / Teaching Supplies & Materials	-	-	-	#NAME?	#NAME?	-	-
Special Ed Supplies & Materials	-	-	-	#NAME?	#NAME?	-	-
Textbooks / Workbooks	-	-	-	#NAME?	#NAME?	-	-
Supplies & Materials other	-	-	-	#NAME?	#NAME?	-	-
Equipment / Furniture	-	-	-	#NAME?	#NAME?	-	-
Telephone	-	-	-	#NAME?	#NAME?	-	-
Technology	-	-	-	#NAME?	#NAME?	-	-
Student Testing & Assessment	-	-	-	#NAME?	#NAME?	-	-
Field Trips	-	-	-	#NAME?	#NAME?	-	-
Transportation (student)	-	-	-	#NAME?	#NAME?	-	-
Student Services - other	-	-	-	#NAME?	#NAME?	-	-
Office Expense	-	-	-	#NAME?	#NAME?	-	-
Staff Development	-	-	-	#NAME?	#NAME?	-	-
Staff Recruitment	-	-	-	#NAME?	#NAME?	-	-
Student Recruitment / Marketing	-	-	-	#NAME?	#NAME?	-	-
School Meals / Lunch	-	-	-	#NAME?	#NAME?	-	-
Travel (Staff)	-	-	-	#NAME?	#NAME?	-	-
Fundraising	-	-	-	#NAME?	#NAME?	-	-
Other	-	-	-	#NAME?	#NAME?	-	-
TOTAL SCHOOL OPERATIONS	-	-	-	#NAME?	#NAME?	-	-
FACILITY OPERATION & MAINTENANCE							
Insurance	-	-	-	#NAME?	#NAME?	-	-
Janitorial	-	-	-	#NAME?	#NAME?	-	-
Building and Land Rent / Lease / Facility Finance Interest	-	-	-	#NAME?	#NAME?	-	-
Repairs & Maintenance	-	-	-	#NAME?	#NAME?	-	-
Equipment / Furniture	-	-	-	#NAME?	#NAME?	-	-
Security	-	-	-	#NAME?	#NAME?	-	-
Utilities	-	-	-	#NAME?	#NAME?	-	-
TOTAL FACILITY OPERATION & MAINTENANCE	-	-	-	#NAME?	#NAME?	-	-
DEPRECIATION & AMORTIZATION				-	-	-	-
RESERVES / CONTINGENCY				-	-	-	-
TOTAL EXPENSES	-	-	-	#NAME?	#NAME?	-	-
NET INCOME	-	-	-	#NAME?	#NAME?	-	-

				ROOSEVELT CHILDREN'S ACADEMY CHAIRMAN'S			
				Budget / Operating Plan			
				2016-17			
Total Revenue	-	-	-	#NAME?	#NAME?	-	-
Total Expenses	-	-	-	#NAME?	#NAME?	-	-
Net Income	-	-	-	#NAME?	#NAME?	-	-
Actual Student Enrollment	-	-	-			-	-
*NOTE: Enrollment, Revenue and Expenditure Data IN the 'Total and Variance Analysis' Section is Based on LAST ACTUAL Quarter Completed				TOTALS AND VARIANCE ANALYSIS			
				Actual	Current Budget (Current Quarter)	Actual vs. Current Budget	Original Budget (Current Quarter)
ENROLLMENT - *School Districts Are Linked To Above Entries*				* Enrollment Data Based on Last Actual Quarter Completed			
ROOSEVELT UFSD				-	-	-	-
UNIONDALE UFSD				-	-	-	-
HEMPSTEAD UFSD				-	-	-	-
FREEPORT UFSD				-	-	-	-
NYC CHANCELLOR'S OFFICE				-	-	-	-
AMITYVILLE UFSD				-	-	-	-
BALDWIN UFSD				-	-	-	-
ROCKVILLE CENTRE UFSD				-	-	-	-
WYANDANCH UFSD				-	-	-	-
VALLEY STREAM 13 UFSD				-	-	-	-
WESTBURY UFSD				-	-	-	-
BRENTWOOD UFSD				-	-	-	-
EAST MEADOW UFSD				-	-	-	-
LONG BEACH CITY SD				-	-	-	-
MERRICK UFSD				-	-	-	-
ALL OTHER School Districts: ( Count = 3 )				-	-	-	-
TOTAL ENROLLMENT	-	-	-			-	-
REVENUE PER PUPIL	-	-	-			-	-
EXPENSES PER PUPIL	-	-	-			-	-

**RTER SCHOOL**

<b>Total Revenue</b>	<b>#NAME?</b>	<b>#NAME?</b>	-	-
<b>Total Expenses</b>	<b>11,276,734</b>	<b>11,276,734</b>	-	-
<b>Net Income</b>	<b>#NAME?</b>	<b>#NAME?</b>	-	-
<b>Actual Student Enrollment</b>			-	
5				
*NOTE: Enrollment, Revenue and Expenditure Data IN the 'Total and Variance Analysis' Section is Based on LAST ACTUAL Quarter Completed		Actual vs. Original Budget TY	PY Actual (PY TY / No. of COMPLETED Actual CY Quarters	Actual CY vs. Actual PY
<b>REVENUE</b>				
<b>REVENUES FROM STATE SOURCES</b>				
Per Pupil Revenue	CY Per Pupil Rate			
ROOSEVELT UFSD	#NAME?	#NAME?	-	-
UNIONDALE UFSD	#NAME?	#NAME?	-	-
HEMPSTEAD UFSD	#NAME?	#NAME?	-	-
FREEPORT UFSD	#NAME?	#NAME?	-	-
NYC CHANCELLOR'S OFFICE	#NAME?	#NAME?	-	-
AMITYVILLE UFSD	#NAME?	#NAME?	-	-
BALDWIN UFSD	#NAME?	#NAME?	-	-
ROCKVILLE CENTRE UFSD	#NAME?	#NAME?	-	-
WYANDANCH UFSD	#NAME?	#NAME?	-	-
VALLEY STREAM 13 UFSD	#NAME?	#NAME?	-	-
WESTBURY UFSD	#NAME?	#NAME?	-	-
BRENTWOOD UFSD	#NAME?	#NAME?	-	-
EAST MEADOW UFSD	#NAME?	#NAME?	-	-
LONG BEACH CITY SD	#NAME?	#NAME?	-	-
MERRICK UFSD	#NAME?	#NAME?	-	-
ALL OTHER School Districts: ( Count = 3 )	#NAME?	#NAME?	-	-
TOTAL Per Pupil Revenue (Weighted Average Per Pupil Funding)	#NAME?	#NAME?	-	-
Special Education Revenue			-	-
Grants				
Stimulus			-	-
DYCD (Department of Youth and Community Development)			-	-
Other			-	-
Other			-	-
TOTAL REVENUE FROM STATE SOURCES		#NAME? #NAME?	-	-
<b>REVENUE FROM FEDERAL FUNDING</b>				
IDEA Special Needs			-	-
Title I	164,175	(164,175)	-	-
Title Funding - Other	9,436	(9,436)	-	-
School Food Service (Free Lunch)	425,000	(425,000)	-	-
Grants				
Charter School Program (CSP) Planning & Implementation	-	-	-	-
Other	-	-	-	-
Other	-	-	-	-
TOTAL REVENUE FROM FEDERAL SOURCES	598,611	(598,611)	-	-
<b>LOCAL and OTHER REVENUE</b>				
Contributions and Donations	-	-	-	-
Fundraising	-	-	-	-
Erate Reimbursement	50,000	(50,000)	-	-
Earnings on Investments	-	-	-	-
Interest Income	55,000	(55,000)	-	-
Food Service (Income from meals)	20,000	(20,000)	-	-
Text Book	-	-	-	-
OTHER	-	-	-	-
TOTAL REVENUE FROM LOCAL and OTHER SOURCES	125,000	(125,000)	-	-
<b>TOTAL REVENUE</b>	<b>#NAME?</b>	<b>#NAME?</b>	<b>-</b>	<b>-</b>

RTER SCHOOL				
-------------	--	--	--	--

Total Revenue	#NAME?	#NAME?	-	-
Total Expenses	11,276,734	11,276,734	-	-
Net Income	#NAME?	#NAME?	-	-
Actual Student Enrollment			-	

	5			
*NOTE: Enrollment, Revenue and Expenditure Data IN the 'Total and Variance Analysis' Section is Based on LAST ACTUAL Quarter Completed		Actual vs. Original Budget - TY	P Y Actual (P Y TY / No. of COMPLETED Actual CY Quarters	Actual CY vs. Actual PY

EXPENSES	Quarter 1				
ADMINISTRATIVE STAFF PERSONNEL COSTS	No. of Positions				
Executive Management	#NAME?	247,500	247,500	-	-
Instructional Management	#NAME?	247,500	247,500	-	-
Deans, Directors & Coordinators	#NAME?	142,570	142,570	-	-
CFO / Director of Finance	#NAME?	29,190	29,190	-	-
Operation / Business Manager	#NAME?	737,424	737,424	-	-
Administrative Staff	#NAME?	245,808	245,808	-	-
TOTAL ADMINISTRATIVE STAFF	#NAME?	1,649,992	1,649,992	-	-
INSTRUCTIONAL PERSONNEL COSTS					
Teachers - Regular	#NAME?	1,857,782	1,857,782	-	-
Teachers - SPED	#NAME?	-	-	-	-
Substitute Teachers	#NAME?	75,000	75,000	-	-
Teaching Assistants	#NAME?	720,000	720,000	-	-
Specialty Teachers	#NAME?	705,000	705,000	-	-
Aides	#NAME?	-	-	-	-
Therapists & Counselors	#NAME?	122,500	122,500	-	-
Other	#NAME?	614,000	614,000	-	-
TOTAL INSTRUCTIONAL	#NAME?	4,094,282	4,094,282	-	-
NON-INSTRUCTIONAL PERSONNEL COSTS					
Nurse	#NAME?	122,500	122,500	-	-
Librarian	#NAME?	48,889	48,889	-	-
Custodian	#NAME?	540,000	540,000	-	-
Security	#NAME?	60,000	60,000	-	-
Other	#NAME?	354,335	354,335	-	-
TOTAL NON-INSTRUCTIONAL	#NAME?	1,125,724	1,125,724	-	-
SUBTOTAL PERSONNEL SERVICE COSTS	#NAME?	6,869,998	6,869,998	-	-
PAYROLL TAXES AND BENEFITS					
Payroll Taxes		705,000	705,000	-	-
Fringe / Employee Benefits		1,210,000	1,210,000	-	-
Retirement / Pension		-	-	-	-
TOTAL PAYROLL TAXES AND BENEFITS		1,915,000	1,915,000	-	-
TOTAL PERSONNEL SERVICE COSTS	#NAME?	8,784,998	8,784,998	-	-
CONTRACTED SERVICES					
Accounting / Audit		50,000	50,000	-	-
Legal		100,000	100,000	-	-
Management Company Fee		-	-	-	-
Nurse Services		-	-	-	-
Food Service / School Lunch		-	-	-	-
Payroll Services		-	-	-	-
Special Ed Services		-	-	-	-
Titlement Services (i.e. Title I)		9,436	9,436	-	-
Other Purchased / Professional / Consulting		300,000	300,000	-	-
TOTAL CONTRACTED SERVICES		459,436	459,436	-	-

# RTER SCHOOL

Total Revenue	#NAME?	#NAME?	-	-
Total Expenses	11,276,734	11,276,734	-	-
Net Income	#NAME?	#NAME?	-	-
Actual Student Enrollment			-	
5				
*NOTE: Enrollment, Revenue and Expenditure Data IN the 'Total and Variance Analysis' Section is Based on LAST ACTUAL Quarter Completed				
	Original Budget - TY	Actual vs. Original Budget TY	P Y Actual (P Y TY / No. of COMPLETED Actual CY Quarters	Actual CY vs. Actual PY
<b>SCHOOL OPERATIONS</b>				
Board Expenses	10,000	10,000	-	-
Classroom / Teaching Supplies & Materials	58,800	58,800	-	-
Special Ed Supplies & Materials	-	-	-	-
Textbooks / Workbooks	35,000	35,000	-	-
Supplies & Materials other	75,000	75,000	-	-
Equipment / Furniture	54,000	54,000	-	-
Telephone	70,000	70,000	-	-
Technology	62,000	62,000	-	-
Student Testing & Assessment	60,000	60,000	-	-
Field Trips	45,000	45,000	-	-
Transportation (student)	10,000	10,000	-	-
Student Services - other	45,000	45,000	-	-
Office Expense	100,000	100,000	-	-
Staff Development	42,000	42,000	-	-
Staff Recruitment	25,000	25,000	-	-
Student Recruitment / Marketing	-	-	-	-
School Meals / Lunch	325,000	325,000	-	-
Travel (Staff)	6,500	6,500	-	-
Fundraising	-	-	-	-
Other	49,000	49,000	-	-
TOTAL SCHOOL OPERATIONS	1,072,300	1,072,300	-	-
<b>FACILITY OPERATION &amp; MAINTENANCE</b>				
Insurance	250,000	250,000	-	-
Janitorial	-	-	-	-
Building and Land Rent / Lease / Facility Finance Interest	430,000	430,000	-	-
Repairs & Maintenance	75,000	75,000	-	-
Equipment / Furniture	10,000	10,000	-	-
Security	-	-	-	-
Utilities	195,000	195,000	-	-
TOTAL FACILITY OPERATION & MAINTENANCE	960,000	960,000	-	-
<b>DEPRECIATION &amp; AMORTIZATION</b>	-	-	-	-
<b>RESERVES / CONTINGENCY</b>	-	-	-	-
<b>TOTAL EXPENSES</b>	11,276,734	11,276,734	-	-
<b>NET INCOME</b>	#NAME?	#NAME?	-	-



RTER SCHOOL
-------------

Total Revenue	#NAME?	#NAME?	-	-
Total Expenses	11,276,734	11,276,734	-	-
Net Income	#NAME?	#NAME?	-	-
Actual Student Enrollment			-	
	5			
*NOTE: Enrollment, Revenue and Expenditure Data IN the 'Total and Variance Analysis' Section is Based on LAST ACTUAL Quarter Completed		Actual vs. Original Budget TY	P Y Actual (P Y TY / No. of COMPLETED Actual CY Quarters	Actual CY vs. Actual PY

ENROLLMENT - *School Districts Are Linked To Above Entries*				
ROOSEVELT UFSD			-	-
UNIONDALE UFSD			-	-
HEMPSTEAD UFSD			-	-
FREEPORT UFSD			-	-
NYC CHANCELLOR'S OFFICE			-	-
AMITYVILLE UFSD			-	-
BALDWIN UFSD			-	-
ROCKVILLE CENTRE UFSD			-	-
WYANDANCH UFSD			-	-
VALLEY STREAM 13 UFSD			-	-
WESTBURY UFSD			-	-
BRENTWOOD UFSD			-	-
EAST MEADOW UFSD			-	-
LONG BEACH CITY SD			-	-
MERRICK UFSD			-	-
ALL OTHER School Districts: ( Count = 3 )			-	-
TOTAL ENROLLMENT			-	-
REVENUE PER PUPIL			-	-
EXPENSES PER PUPIL			-	-



**Charter Schools Institute**  
The State University of New York

## **Annual Report Requirement**

*for SUNY Authorized Charter Schools*

**ROOSEVELT CHILDREN'S ACADEMY CHARTER SCHOOL**

**2016-17**

Administrative  
expenditures per pupil:

\$0.00

Per NYS Statute

Administrative expenditures per pupil: the sum of all general administration salaries and other general administration expenditures divided by the total number of enrolled students. Employee benefit costs or expenditures should not be reported here.

**\*NOTE: THIS TAB ONLY NEEDS TO BE COMPLETED FOR Q4**

**Disclosure of Financial Interest by a Current or Proposed Charter School  
Education Corporation Trustee**

Trustee Name:

Rev. Reginald Tuggle

Name of Charter School Education Corporation (for an unmerged school, this is the Charter School Name):

Roosevelt Children's Academy Charter School

1. List all positions held on the education corporation board (e.g., president, treasurer, parent representative). CHAIRMAN

2. Is the trustee an employee of any school operated by the Education Corporation?  
Yes ☒ No

If **Yes**, for each school, please provide a description of the position(s) you hold, your responsibilities, your salary and your start date.

3. Is the trustee an employee or agent of the management company or institutional partner of the charter school(s) governed by the Education Corporation?

Yes ☒ No

If **Yes**, for each school, please provide a description of the position(s) you hold, your responsibilities, your salary and your start date.

4. Identify each interest/transaction (and provide the requested information) that you or any of your immediate family members or any persons who live with you in your house have held or engaged in with the charter school(s) governed by the Education Corporation during the time you have served on the board, and in the six-month period prior to such service. If there has been no such financial interest or transaction, write **None**. Please note that if you answered **Yes** to Questions 2-4 above, you need not disclose again your employment status, salary, etc.

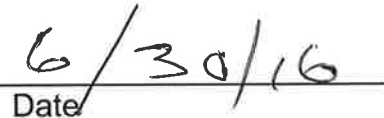
Date(s)	Nature of Financial Interest/Transaction	Steps taken to avoid a conflict of interest, (e.g., did not vote, did not participate in discussion)	Name of person holding interest or engaging in transaction and relationship to yourself
<u>N/A</u>	<u>N/A</u>		

<i>Please write "None" if applicable. Do not leave this space blank.</i>			
None	None	N/A	N/A


5. Identify each individual, business, corporation, union association, firm, partnership, committee proprietorship, franchise holding company, joint stock company, business or real estate trust, non-profit organization, or other organization or group of people doing business with the school(s) governed by the Education Corporation **and** in which such entity, during the time of your tenure as a trustee, you and/or your immediate family member(s) or person(s) living in your house had a financial interest or other relationship. If you are a member, director, officer or employee of an organization formally partnered with the school(s) that is/are doing business with the school(s) through a management or services agreement, please identify only the name of the organization, your position in the organization, and the relationship between such organization and the school(s). If there was no financial interest, write **None**.

Organization conducting business with the school(s)	Nature of business conducted	Approximate value of the business conducted	Name of Trustee and/or immediate family member of household holding an interest in the organization conducting business with the school(s) and the nature of the interest	Steps Taken to Avoid Conflict of Interest
<i>Please write "None" if applicable. Do not leave this space blank.</i>				
None	None	None	None	N/A

  
Signature

  
Date

Please note that this document is considered a public record and as such, may be made available to members of the public upon request under the Freedom of Information Law. Personal contact information provided below will be redacted.



**Disclosure of Financial Interest by a Current or Proposed Charter School  
Education Corporation Trustee**

Trustee Name:

Denise Washington

Name of Charter School Education Corporation (for an unmerged school, this is the Charter School Name):

Roosevelt Children's Academy

1. List all positions held on the education corporation board (e.g., president, treasurer, parent representative). Vice Chairperson

2. Is the trustee an employee of any school operated by the Education Corporation?  
Yes ☒ No

If **Yes**, for each school, please provide a description of the position(s) you hold, your responsibilities, your salary and your start date.

3. Is the trustee an employee or agent of the management company or institutional partner of the charter school(s) governed by the Education Corporation?  
Yes ☒ No

If **Yes**, for each school, please provide a description of the position(s) you hold, your responsibilities, your salary and your start date.

4. Identify each interest/transaction (and provide the requested information) that you or any of your immediate family members or any persons who live with you in your house have held or engaged in with the charter school(s) governed by the Education Corporation during the time you have served on the board, and in the six-month period prior to such service. If there has been no such financial interest or transaction, write **None**. Please note that if you answered **Yes** to Questions 2-4 above, you need not disclose again your employment status, salary, etc.

Date(s)	Nature of Financial Interest/Transaction	Steps taken to avoid a conflict of interest, (e.g., did not vote, did not participate in discussion)	Name of person holding interest or engaging in transaction and relationship to yourself
<u>N/A</u>	<u>N/A</u>		


Please write "None" if applicable. Do not leave this space blank.			
None	None	None	None

5. Identify each individual, business, corporation, union association, firm, partnership, committee proprietorship, franchise holding company, joint stock company, business or real estate trust, non-profit organization, or other organization or group of people doing business with the school(s) governed by the Education Corporation and in which such entity, during the time of your tenure as a trustee, you and/or your immediate family member(s) or person(s) living in your house had a financial interest or other relationship. If you are a member, director, officer or employee of an organization formally partnered with the school(s) that is/are doing business with the school(s) through a management or services agreement, please identify only the name of the organization, your position in the organization, and the relationship between such organization and the school(s). If there was no financial interest, write **None**.

Organization conducting business with the school(s)	Nature of business conducted	Approximate value of the business conducted	Name of Trustee and/or immediate family member of household holding an interest in the organization conducting business with the school(s) and the nature of the interest	Steps Taken to Avoid Conflict of Interest
Please write "None" if applicable. Do not leave this space blank.				
None	None	None	None	None

Denise Washington      7/26/16  
 Signature      Date

Please note that this document is considered a public record and as such, may be made available to members of the public upon request under the Freedom of Information Law. Personal contact information provided below will be redacted.



**Disclosure of Financial Interest by a Current or Proposed Charter School  
Education Corporation Trustee**

Trustee Name:

King - Cheek

Name of Charter School Education Corporation (for an unmerged school, this is the Charter School Name):

Roosevelt Childrens Academy

1. List all positions held on the education corporation board (e.g., president, treasurer, parent representative). Trustee

2. Is the trustee an employee of any school operated by the Education Corporation?  
     Yes   ✓   No

If **Yes**, for each school, please provide a description of the position(s) you hold, your responsibilities, your salary and your start date.

3. Is the trustee an employee or agent of the management company or institutional partner of the charter school(s) governed by the Education Corporation?  
     Yes   ✓   No

If **Yes**, for each school, please provide a description of the position(s) you hold, your responsibilities, your salary and your start date.

4. Identify each interest/transaction (and provide the requested information) that you or any of your immediate family members or any persons who live with you in your house have held or engaged in with the charter school(s) governed by the Education Corporation during the time you have served on the board, and in the six-month period prior to such service. If there has been no such financial interest or transaction, write **None**. Please note that if you answered **Yes** to Questions 2-4 above, you need not disclose again your employment status, salary, etc.

Date(s)	Nature of Financial Interest/Transaction	Steps taken to avoid a conflict of interest, (e.g., did not vote, did not participate in discussion)	Name of person holding interest or engaging in transaction and relationship to yourself
<u>N/A</u>	<u>N/A</u>		


Please write "None" if applicable. Do not leave this space blank.			
None	None	N/A	N/A

5. Identify each individual, business, corporation, union association, firm, partnership, committee proprietorship, franchise holding company, joint stock company, business or real estate trust, non-profit organization, or other organization or group of people doing business with the school(s) governed by the Education Corporation **and** in which such entity, during the time of your tenure as a trustee, you and/or your immediate family member(s) or person(s) living in your house had a financial interest or other relationship. If you are a member, director, officer or employee of an organization formally partnered with the school(s) that is/are doing business with the school(s) through a management or services agreement, please identify only the name of the organization, your position in the organization, and the relationship between such organization and the school(s). If there was no financial interest, write **None**.

Organization conducting business with the school(s)	Nature of business conducted	Approximate value of the business conducted	Name of Trustee and/or immediate family member of household holding an interest in the organization conducting business with the school(s) and the nature of the interest	Steps Taken to Avoid Conflict of Interest
Please write "None" if applicable. Do not leave this space blank.				
None	None	None	None	N/A

Signature King V. Cheeley Date 7/14/16

Please note that this document is considered a public record and as such, may be made available to members of the public upon request under the Freedom of Information Law. Personal contact information provided below will be redacted.





**Disclosure of Financial Interest by a Current or Proposed Charter School  
Education Corporation Trustee**

**Trustee Name:**

Toni BUREN

**Name of Charter School Education Corporation (for an unmerged school, this is the Charter School Name):**

Roosevelt Childrens Academy (RCA)

1. List all positions held on the education corporation board (e.g., president, treasurer, parent representative). Trustee

2. Is the trustee an employee of any school operated by the Education Corporation?  
     Yes ☒      No

If **Yes**, for each school, please provide a description of the position(s) you hold, your responsibilities, your salary and your start date.

3. Is the trustee an employee or agent of the management company or institutional partner of the charter school(s) governed by the Education Corporation?  
     Yes ☒      No

If **Yes**, for each school, please provide a description of the position(s) you hold, your responsibilities, your salary and your start date.

4. Identify each interest/transaction (and provide the requested information) that you or any of your immediate family members or any persons who live with you in your house have held or engaged in with the charter school(s) governed by the Education Corporation during the time you have served on the board, and in the six-month period prior to such service. If there has been no such financial interest or transaction, write **None**. Please note that if you answered **Yes** to Questions 2-4 above, you need not disclose again your employment status, salary, etc.

Date(s)	Nature of Financial Interest/Transaction	Steps taken to avoid a conflict of interest, (e.g., did not vote, did not participate in discussion)	Name of person holding interest or engaging in transaction and relationship to yourself
<u>N/A</u>	<u>N/A</u>		

Please write "None" if applicable. Do not leave this space blank.	None	None	None
---	------	------	------


5. Identify each individual, business, corporation, union association, firm, partnership, committee proprietorship, franchise holding company, joint stock company, business or real estate trust, non-profit organization, or other organization or group of people doing business with the school(s) governed by the Education Corporation **and** in which such entity, during the time of your tenure as a trustee, you and/or your immediate family member(s) or person(s) living in your house had a financial interest or other relationship. If you are a member, director, officer or employee of an organization formally partnered with the school(s) that is/are doing business with the school(s) through a management or services agreement, please identify only the name of the organization, your position in the organization, and the relationship between such organization and the school(s). If there was no financial interest, write **None**.

Organization conducting business with the school(s)	Nature of business conducted	Approximate value of the business conducted	Name of Trustee and/or immediate family member of household holding an interest in the organization conducting business with the school(s) and the nature of the interest	Steps Taken to Avoid Conflict of Interest
Please write "None" if applicable. Do not leave this space blank.	None	None	None	None




Signature Date

Please note that this document is considered a public record and as such, may be made available to members of the public upon request under the Freedom of Information Law. Personal contact information provided below will be redacted.



**Disclosure of Financial Interest by a Current or Proposed Charter School  
Education Corporation Trustee**

Trustee Name:

DARRELL J. GARNER

Name of Charter School Education Corporation (for an unmerged school, this is the Charter School Name):

Roosevelt Children's Academy

1. List all positions held on the education corporation board (e.g., president, treasurer, parent representative). Trustee

2. Is the trustee an employee of any school operated by the Education Corporation?  
     Yes   ✓   No

If **Yes**, for each school, please provide a description of the position(s) you hold, your responsibilities, your salary and your start date.

3. Is the trustee an employee or agent of the management company or institutional partner of the charter school(s) governed by the Education Corporation?  
     Yes   ✓   No

If **Yes**, for each school, please provide a description of the position(s) you hold, your responsibilities, your salary and your start date.

4. Identify each interest/transaction (and provide the requested information) that you or any of your immediate family members or any persons who live with you in your house have held or engaged in with the charter school(s) governed by the Education Corporation during the time you have served on the board, and in the six-month period prior to such service. If there has been no such financial interest or transaction, write **None**. Please note that if you answered **Yes** to Questions 2-4 above, you need not disclose again your employment status, salary, etc.

Date(s)	Nature of Financial Interest/Transaction	Steps taken to avoid a conflict of interest, (e.g., did not vote, did not participate in discussion)	Name of person holding interest or engaging in transaction and relationship to yourself
<u>N/A</u>	<u>N/A</u>		

<i>Please write "None" if applicable. Do not leave this space blank.</i>			
<i>None</i>	<i>None</i>	<i>None</i>	<i>None</i>


5. Identify each individual, business, corporation, union association, firm, partnership, committee proprietorship, franchise holding company, joint stock company, business or real estate trust, non-profit organization, or other organization or group of people doing business with the school(s) governed by the Education Corporation **and** in which such entity, during the time of your tenure as a trustee, you and/or your immediate family member(s) or person(s) living in your house had a financial interest or other relationship. If you are a member, director, officer or employee of an organization formally partnered with the school(s) that is/are doing business with the school(s) through a management or services agreement, please identify only the name of the organization, your position in the organization, and the relationship between such organization and the school(s). If there was no financial interest, write **None**.

Organization conducting business with the school(s)	Nature of business conducted	Approximate value of the business conducted	Name of Trustee and/or immediate family member of household holding an interest in the organization conducting business with the school(s) and the nature of the interest	Steps Taken to Avoid Conflict of Interest
<i>Please write "None" if applicable. Do not leave this space blank.</i>				
<i>None</i>	<i>None</i>	<i>None</i>	<i>None</i>	<i>N/A</i>

*Dannell Gar*  
Signature

*7/14/16*  
Date

*Please note that this document is considered a public record and as such, may be made available to members of the public upon request under the Freedom of Information Law. Personal contact information provided below will be redacted.*



**Disclosure of Financial Interest by a Current or Proposed Charter School  
Education Corporation Trustee**

**Trustee Name:**

TyRA Washington

**Name of Charter School Education Corporation (for an unmerged school, this is the Charter School Name):**

Roosevelt Children's Academy

1. List all positions held on the education corporation board (e.g., president, treasurer, parent representative). Trustee

2. Is the trustee an employee of any school operated by the Education Corporation?  
     Yes   ✓   No

If **Yes**, for each school, please provide a description of the position(s) you hold, your responsibilities, your salary and your start date.

3. Is the trustee an employee or agent of the management company or institutional partner of the charter school(s) governed by the Education Corporation?  
     Yes   ✓   No

If **Yes**, for each school, please provide a description of the position(s) you hold, your responsibilities, your salary and your start date.

4. Identify each interest/transaction (and provide the requested information) that you or any of your immediate family members or any persons who live with you in your house have held or engaged in with the charter school(s) governed by the Education Corporation during the time you have served on the board, and in the six-month period prior to such service. If there has been no such financial interest or transaction, write **None**. Please note that if you answered **Yes** to Questions 2-4 above, you need not disclose again your employment status, salary, etc.

Date(s)	Nature of Financial Interest/Transaction	Steps taken to avoid a conflict of interest, (e.g., did not vote, did not participate in discussion)	Name of person holding interest or engaging in transaction and relationship to yourself
<u>N/A</u>	<u>N/A</u>		

None	None	None	None
------	------	------	------


5. Identify each individual, business, corporation, union association, firm, partnership, committee proprietorship, franchise holding company, joint stock company, business or real estate trust, non-profit organization, or other organization or group of people doing business with the school(s) governed by the Education Corporation **and** in which such entity, during the time of your tenure as a trustee, you and/or your immediate family member(s) or person(s) living in your house had a financial interest or other relationship. If you are a member, director, officer or employee of an organization formally partnered with the school(s) that is/are doing business with the school(s) through a management or services agreement, please identify only the name of the organization, your position in the organization, and the relationship between such organization and the school(s). If there was no financial interest, write **None**.

Organization conducting business with the school(s)	Nature of business conducted	Approximate value of the business conducted	Name of Trustee and/or immediate family member of household holding an interest in the organization conducting business with the school(s) and the nature of the interest	Steps Taken to Avoid Conflict of Interest
None	None	None	None	None

Lynne Waelter  
Signature

7/26/16  
Date

Please note that this document is considered a public record and as such, may be made available to members of the public upon request under the Freedom of Information Law. Personal contact information provided below will be redacted.





# Entry 9 BOT Table

Created: 07/25/2016

Last updated: 07/28/2016

## Page 1

### 1. Current Board Member Information

	Trustee Name	Email Address	Position on the Board	Committee Affiliations	Voting Member? (Y/N)	Area of Expertise, and/or Additional Role at School (parent, staff member, etc.)	Number of Terms Served and Length of Each (Include election date and term expiration)
1	Reverend Reginald Tuggle		Chair/Board President	Expertise in business, community, public relations & communication. Support for facilities, operations and renewal	Yes	Education	Serving 3rd Term, has been on the board since 2000
2	Denise Washington		Vice Chair/Vice President	Expertise with reviewing legal policy, education & labor law, contract management and budgets	Yes	Finance	Serving 2nd Term, has been on the board since 200
				Expertise in school administration			

3	King Cheek		Trustee/Member	ion, leadership and academic models	Yes		
4	Toni Burden		Secretary	Community engagement with deep understanding of community needs and effective strategies for outreach/partnership renewal	Yes		
5	Darnell Garner		Trustee/Member	Expertise with public service organization with local political connection to enable alliance building	Yes		
6	Tyra Washington		Trustee/Member	Academic expertise. Deep understanding of student learning and how it will be enhanced by the curriculum through assessment & professional development	Yes		
7							
8							



9							
10							
11							
12							
13							
14							
15							
16							
17							
18							
19							
20							

## 2. Total Number of Members on June 30, 2015

6

## 3. Total Number of Members Joining the Board 2015-16 School Year

0

## 4. Total Number of Members Departing the Board during the 2015-16 School Year

0

## 5. Number of Voting Members 2015-16, as set by the by-laws, resolution or minutes

5-15

## 6. Number of Board Meetings Conducted in the 2015-16 School Year

10

## 7. Number of Board Meetings Scheduled for the 2016-17 School Year

11

---

**Thank you.**

### ***Entry 11: Enrollment and Retention Efforts***

In 2015-16, the school made a good faith effort to attract and retain a greater enrollment of students with disabilities, English language learners, and students who are eligible applicants for the free and reduced price lunch program. The following list summarizes the actions taken.

#### Students with Disabilities

- Outreach to specialized feeder schools and programs, primarily the Economic Opportunity Commission (EOC) Headstart program locations in Roosevelt, Freeport, Hempstead, Rockville Ctr. In addition, visits to the following early childhood/daycare centers are also done:
  - Whitehouse Early Childcare
  - Ms Shelly's Pre-school
  - Imagine Early Learning Center
  - Uniondale Early Childhood
  - Harbor Childcare Center
  - Little Red Train Daycare
  - Hagedon Center
  - Tiny Tots Childhood Center
  - Pat Kham Early Childhood Center

#### English Language Learners

- A language translator dropdown is on the school's website
- Other advertising (e.g., website, flyer) in languages other than English
- Outreach by multi-lingual staff
- Outreach to specialized feeder schools and programs
- Advertising and school materials are translated as needed
- ENL (English as a New Language) home surveys sent home

#### Students Eligible for Free and Reduced Lunch Programs

- Meal program covered at school open house, on mailings to applicants and during tours and information sessions
- Support is offered to assist families in completing all necessary paperwork to ensure eligible students participate in the lunch program
- Recruitment occurred throughout neighborhoods surrounding the school and in the local district
- Reduced price meal scale advertised in paper and posted in local unemployment office

## Roosevelt Children's Academy Charter School

In 2016-17 the school plans to meet enrollment and retention targets include utilizing the following measures:

- All school enrollment applications, brochures mailings will mention that the school accommodates students with disabilities, English language learners and participates in the free and reduced lunch program
- School wide informational session(s) and events will be held on campus as well as in partner institutions and cultural centers in the community to attract more families who speak a language other than English
- Advertising materials will be distributed in the primary languages other than English spoken in the area
- With notice, translators will be made available for families at school events, such as parent-teacher conferences



# Entry 12 Teacher and Administrator Attrition

Created: 07/26/2016

Last updated: 07/28/2016

Report changes in teacher and administrator staffing.

## Page 1

### Instructions for completing the Teacher and Administrator Attrition Tables

The following tables reflect formatting in the online portal required for Regents authorized charter schools. Schools should provide, for teachers and administrators only, the full time equivalent (FTE) of staff on June 30, 2015; the FTE for added staff from July 1, 2015 through June 30, 2016; and the FTE for any departed staff from July 1, 2015 through June 30, 2016 using the two tables provided.

#### 2015-16 Teacher Attrition Table

	FTE Teachers on June 30, 2015	FTE Teachers Departed 7/1/15 - 6/30/16	FTE Teachers Filling Vacant Positions 7/1/15 - 6/30/16	FTE Teachers Added in New Positions 7/1/15-6/30/16	FTE of Teachers on June 30, 2016
	49	10	10	0	47

#### 2015-16 Administrator Position Attrition Table

	FTE Administrative Positions on June 30, 2015	FTE Administrators Departed 7/1/15 - 6/30/16	FTE Administrators Filling Vacant Positions 7/1/15 - 6/30/16	FTE Administrators Added in New Positions 7/1/15-6/30/16	FTE Administrative Positions on June 30, 2016
	20	8	3	0	15

Thank you

# Roosevelt Children's Academy Charter School 2016-2017 School Calendar (Draft) (192 Days) Revised: 07-10-16

AUGUST 2016 (6)							SEPTEMBER 2016 (19 + 2)							OCTOBER 2016 (16 + 1)						
S	M	T	W	T	F	S	S	M	T	W	T	F	S	S	M	T	W	T	F	S
	1	2	3	4	5	6					1	2	3							1
7	8	9	10	11	12	13	4	5	6	7	8	9	10	2	3	4	5	6	7	8
14	15	16	17	18	19	20	11	12	13	14	15	16	17	9	10	11	12	13	14	15
														23	24	25	26	27	28	29
										27	28	29	30							

NOVEMBER 2016 (18 + 1)							DECEMBER 2016 (17)							JANUARY 2017 (19 + 1)						
S	M	T	W	T	F	S	S	M	T	W	T	F	S	S	M	T	W	T	F	S
		1	2	3	4	5					1	2	3	1	2	3	4	5	6	7
6	7	8	9	10	11	12	4	5	6	7	8	9	10	8	9	10	11	12	13	14
13	14	15	16	17	18	19	11	12	13	14	15	16	17	15	16	17	18	19	20	21
20	21	22	23	24	25	26	18	19	20	21	22	23	24	22	23	24	25	26	27	28
27	28	29	30				25	26	27	28	29	30	31	29	30	31				

FEBRUARY 2017 (15)							MARCH 2017 (23)							APRIL 2017 (15)						
S	M	T	W	T	F	S	S	M	T	W	T	F	S	S	M	T	W	T	F	S
			1	2	3	4				1	2	3	4							1
5	6	7	8	9	10	11	5	6	7	8	9	10	11	2	3	4	5	6	7	8
12	13	14	15	16	17	18	12	13	14	15	16	17	18	9	10	11	12	13	14	15
19	20	21	22	23	24	25	19	20	21	22	23	24	25	16	17	18	19	20	21	22
26	27	28					26	27	28	29	30	31		23	24	25	26	27	28	29

S	M	T	W	T	F	S
	M	T	W	T	F	S
	1	2	3	4	5	6
7	8	9	10	11	12	13
14	15	16	17	18	19	20
21	22	23	24	25	26	27
28	29	30	31			

S	M	T	W	T	F	S
4	5	6	7	8	9	10
11	12	13	14	15	16	17
18	19	20	21	22	23	24
25	26	27	28	29	30	

8/15	Administrators & Specialists Return to Work
8/22 & 8/23	New Staff Report
8/24-9/2	Staff Development
9/5	Labor Day (School Closed)
9/6	First Day of School
9/14	Open House (K-3) (5 p.m. – 7 p.m.)
9/15	Open House (4-8) (5 p.m. – 7 p.m.)
9/19	First Day of After School
9/22	Academic Night (6:30 p.m.) (Hofstra University)
10/3-10/4	Rosh Hashanah (School Closed)
10/10	Columbus Day (School Closed)
10/11	Staff Development (No students in attendance)
10/12	Yom Kippur (School Closed)
11/8	Election Day, Staff Development (No students in attendance)
11/11	Veterans Day (School Closed)
11/16	Parent/Teacher Conferences (Noon Dismissal for Students)
11/23	Noon Dismissal
11/24-	Thanksgiving Recess (School Closed)
11/28	Students Return To School
12/23	Noon Dismissal
12/26-1/2	Winter Recess (including Christmas and New
1/3	Students Return To School
1/16	Martin Luther King Jr. Day (School Closed)
1/27	Staff Development (No students in attendance)
2/20-2/24	Mid-Winter Recess (Washington's/Lincoln's
2/27	Students Return To School
3/23	Parent/Teacher Conferences (Noon Dismissal for Students)
3/28-	Grades 3-8 NYS ELA Assessment
4/10-4/14	Spring Recess
4/17	Students Return To School
5/2-5/4	Grades 3-8 NYS Math Assessment
5/8-5/19	NYSESLAT Assessment
5/24-6/2	Grades 4 & 8 NYS Science Assessment
5/26	Staff Development (No students in attendance)
5/29	Memorial Day (School Closed)
5/30	Students Return To School
6/5	Grades 4 & 8 NYS Science Assessment (Written)
6/16	Community Day
6/17	Graduation (Hofstra University)
6/23	Last Day of School for Students & Staff (Noon Dismissal)

Staff Return to work (Peach)

Staff Development (Blue)

NYS Assessments (Yellow)

Holiday (Red)

Students Return To School (Green)

Last Day of School (Brown)

Student Attendance Days: 180 PD: 12 Total Teacher Attendance I