



# Entry 1 School Information

Created: 07/28/2016

Last updated: 08/01/2016

Please be advised that you will need to complete this cover page (including signatures) before all of the other tasks assigned to you by your authorizer are visible on your task page. While completing this task, please ensure that you select the correct authorizer or you may not be assigned the correct tasks.

## Page 1

### a. SCHOOL NAME AND BEDS#

(Select name from the drop down menu)

OCEAN HILL COLLEGIATE CS (SUNY TRUSTEES) 332300860936

### b. CHARTER AUTHORIZER

(For technical reasons, please re-select authorizer name from the drop down menu).

SUNY-Authorized Charter School

### c. DISTRICT / CSD OF LOCATION

NYC CSD 23

### d1. SCHOOL INFORMATION

|  | PRIMARY ADDRESS  | PHONE NUMBER | FAX NUMBER   | EMAIL ADDRESS |
|--|--|--------------|--------------|---------------|
|  | 1137 Herkimer Street<br>Second Floor<br>Brooklyn, NY 11233 | 718-250-5765 | 718-250-5766 | [REDACTED]    |

### d2. PHONE CONTACT NUMBER FOR AFTER HOURS EMERGENCIES

|              |                  |
|--------------|------------------|
| Contact Name | Jennifer Gartner |
|              |                  |

|                                       |                        |
|---------------------------------------|------------------------|
| Title                                 | Director of Operations |
| Emergency Phone Number (###-###-####) |                        |

**e. SCHOOL WEB ADDRESS (URL)**

<http://oceanhillcollegiate.uncommonschools.org/>

**f. DATE OF INITIAL CHARTER**

02/2009

**g. DATE FIRST OPENED FOR INSTRUCTION**

08/2010

**i. TOTAL ENROLLMENT ON JUNE 30, 2016**

311

**j. GRADES SERVED IN SCHOOL YEAR 2015-16**

Check all that apply

|               |            |
|---------------|------------|
| Grades Served | 5, 6, 7, 8 |
|---------------|------------|

**k1. DOES THE SCHOOL CONTRACT WITH A CHARTER OR EDUCATIONAL MANAGEMENT ORGANIZATION?**

Yes

**k2. NAME OF CMO/EMO AND ADDRESS**

|                         |                         |
|-------------------------|-------------------------|
| NAME OF CMO/EMO         | Uncommon Schools        |
| PHYSICAL STREET ADDRESS | 826 Broadway, 9th Floor |
| CITY                    | New York                |

|               |       |
|---------------|-------|
| STATE         | NY    |
| ZIP CODE      | 10003 |
| EMAIL ADDRESS |       |

## Page 2

### **I1. FACILITIES**

Does the school maintain or operate multiple sites?

|  |                    |
|--|--------------------|
|  | No, just one site. |
|--|--------------------|

### **I2. SCHOOL SITES**

Please list the sites where the school will operate for the upcoming school year.

|                               | Physical Address                | Phone Number | District/CSD | Grades Served at Site | School at Full Capacity at Site | Facilities Agreement |
|-------------------------------|---------------------------------|--------------|--------------|-----------------------|---------------------------------|----------------------|
| Site 1 (same as primary site) | 1137 Herkimer Street, 2nd Floor | 718-250-5765 | CSD 23       | 5-8                   | Yes                             | DOE space            |
| Site 2                        |                                 |              |              |                       |                                 |                      |
| Site 3                        |                                 |              |              |                       |                                 |                      |

### **I2a. Please provide the contact information for Site 1.**

|                    | Name                | Work Phone | Alternate Phone | Email Address |
|--------------------|---------------------|------------|-----------------|---------------|
| School Leader      | Hannah Solomon      |            |                 |               |
| Operational Leader | Jennifer Gartner    |            |                 |               |
| Compliance Contact | Mary Kathrine Flynn |            |                 |               |
| Complaint Contact  |                     |            |                 |               |

**n1. Were there any revisions to the school's charter during the 2015-16 school year? (Please include approved or pending material and non-material charter revisions).**

Yes

**n2. Summary of Charter Revisions**

|   | Category (Select Best Description)     | Specific Revision (150 word limit)   | Date Approved by BOT (if applicable) | Date Approved by Authorizer (if applicable) |
|---|--|--|--------------------------------------|---|
| 1 | Change in admissions/enrollment policy | The enrollment policy was revised to include employee preference and to incorporate changes to sibling preference within the merged education corporation structure. This was a non-material revision.     | 12/8/15                              | n/a (non material)                          |
| 2 | Change in Grade Level Configuration    | The school was approved to expand "down" to begin serving grades K-4 in a separate elementary school campus. Students who attend the elementary school will eventually feed into the middle school grades. | 9/24/15                              | 12/7/15                                     |
| 3 |  |  |                                      |   |
| 4 |  |  |                                      |   |
| 5 |  |  |                                      |   |

**o. Name and Position of Individual(s) Who Completed the 2015-16 Annual Report.**


Jennifer Gartner

**p. Our signatures below attest that all of the information contained herein is truthful and accurate and that this charter school is in compliance with all aspects of its charter, and with all pertinent Federal, State, and local laws, regulations, and rules. We understand that if any information in any part of this report is found to have been deliberately misrepresented, that will constitute grounds for the revocation of our charter. Check **YES** if you agree and then use the mouse on your PC or the stylist on your mobile device to sign your name).**

**Responses Selected:**

Yes

**Signature, Head of Charter School**

A handwritten signature in black ink on a light gray background. The signature is cursive and appears to read 'Jennifer Gartner'.

**Signature, President of the Board of Trustees**

The image shows three distinct handwritten marks in black ink on a light gray background. The first mark on the left is a large, stylized signature. The middle mark is another signature, appearing to start with a capital 'M'. The third mark on the right consists of three parallel, slightly curved vertical lines, likely initials.

**Date**

2016/07/28

**Thank you.**



# Entry 2 Link

Last updated: 07/29/2016

---

## Page 1

### **1. NEW YORK STATE REPORT CARD**

**Provide a direct URL or web link to the most recent New York State School Report Card for the charter school (See <https://reportcards.nysed.gov/>).**

(Charter schools completing year one will not yet have a School Report Card or link to one. Please type "URL is not available" in the space provided).

<https://data.nysed.gov/profile.php?instid=800000063977>



# Entry 4 Expenditures per Child

Last updated: 07/29/2016

## Page 1

### Financial Information

This information is required of ALL charter schools. Provide the following measures of fiscal performance of the charter school in Appendix B (Total Expenditures and Administrative Expenditures Per Child):

### 1. Total Expenditures Per Child

To calculate **'Total Expenditures per Child'** take total expenditures (from the unaudited 2015-16 Schedule of Functional Expenses) and divide by the year end FTE student enrollment. (Integers Only. No dollar signs or commas).

**Note:** The information on the Schedule of Functional Expenses on pages 41-43 of the Audit Guide can help schools locate the amounts to use in the two per pupil calculations: <http://www.p12.nysed.gov/psc/AuditGuide.html>

|   |         |
|---|---------|
| Line 1: Total Expenditures              | 6705669 |
| Line 2: Year End FTE student enrollment | 311     |
| Line 3: Divide Line 1 by Line 2         | 21562   |

### 2. Administrative Expenditures per Child

To calculate **'Administrative Expenditures per Child'** To calculate "Administrative Expenditures per Child" first *add* together the following:

1. Take the relevant portion from the 'personnel services cost' row and the 'management and general' column (from the unaudited 2015-16 Schedule of Functional Expenses)
2. Any contracted administrative/management fee paid to other organizations or corporations
3. Take the total from above and divide it by the year-end FTE enrollment. The relevant portion that must be included in this calculation is defined as follows:



**Administrative Expenditures:** Administration and management of the charter school includes the activities and personnel of the offices of the chief school officer, the finance or business offices, school operations personnel, data management and reporting, human resources, technology, etc. It also includes those administrative and management services provided by other organizations or corporations on behalf of the charter school for which the charter school pays a fee or other compensation. Do not include the FTE of personnel whose role is to directly support the instructional program.

**Notes:**

***The information on the Schedule of Functional Expenses on pages 41-43 of the Audit Guide can help schools locate the amounts to use in the two per pupil calculations:***

***<http://www.p12.nysed.gov/psc/AuditGuide.html>.***

**Employee benefit costs or expenditures should not be reported in the above calculations.**

|  |         |
|--|---------|
| Line 1: Relevant Personnel Services Cost (Row)               | 853462  |
| Line 2: Management and General Cost (Column)                 | 842657  |
| Line 3: Sum of Line 1 and Line 2                             | 1696119 |
| Line 5: Divide Line 3 by the Year End FTE student enrollment | 5454    |

***Thank you.***



## GENERAL INSTRUCTIONS FOR ANNUAL BUDGET/QUARTERLY REPORT

### TEMPLATE TABS


#### 1- GRAY tab contains the Instructions


|                                     |  |
|-------------------------------------|--|
| <a href="#">Instructions</a>        | Provides description of tabs and input requirements. |
| <a href="#">Funding by District</a> | Charter School Tuition Rates                         |


#### 2- BLUE tabs require input of information

|   |   |
|---|---|
| <a href="#">1.) Name of School</a>            | >Select school name from list.<br>>Enter contact information.   |
| <a href="#">2.) Enrollment</a>                | Enter enrollment information for Annual Budget (& Revisions) and Quarterly Actuals. Includes:<br>>Enrollment by Grade<br>>Enrollment by District  |
| <a href="#">3.) Staffing Plan</a>             | Enter staffing plan information for Annual Budget (& Revisions) and Quarterly Actuals. Includes:<br>>Full Time Equivalent (FTE), by Position Category, By Quarter   |
| <a href="#">4.) Yearly Budget</a>             | Enter Yearly Budget information. Includes:<br>>"Pior Year" column may be completed based upon preliminary data, and adjusted with Annual Audited data when the Quarter 2 Actuals are being submitted. (Note: Quarterly Revenue allocation may be set)<br>>Budgeted Enrollment data and Per Pupil Revenue for the current year are populated based upon input on tab "2.) Enrollment."<br>>Budgeted FTE for current year is populated based upon input on tab "3.) Staffing Plan."<br>>All other sources of revenue<br>>All expenses<br>>Budget Revisions, as necessary and <i>approved</i> by the school's Board of Directors, should be submitted when submitting Quarterly Actuals. |
| <a href="#">5.) Balance Sheet</a>             | Enter Balance Sheet information for EdCorps. Separate schools merged into a primary EdCorp should NOT use this tab.<br>>"Pior Year" column may be completed based upon preliminary data, and adjusted with Annual Audited data when the Quarter 2 Actuals are being submitted.  |
| <a href="#">6.) Quarterly Report</a>          | Enter Actual Quarterly Report information. Includes:<br>>Actual Enrollment data and Per Pupil Revenue for the current year are populated based upon input on tab "2.) Enrollment."<br>>Actual FTE for current year is populated based upon input on tab "3.) Staffing Plan."<br>>All other sources of revenue<br>>All expenses  |
| <a href="#">7.) Annual Report Requirement</a> | Complete when submitting Actual Quarter 4.  |

### CELL COLORS & GUIDANCE COMMENTS

 = Enter information into the light BLUE shaded cells.

 = Cells labeled in ORANGE contain guidance regarding the input of information.

 = Cells containing RED triangles in the upper right corner contain "guidance comments" on that particular line item. Please "mouse-over" the triangle to reveal each comment.

**Charter Funding Alphabetical By NYS School District**  
**\* (Sum of Charter School Basic Tuition and Supplemental Basic Tuition)**

| <b>District<br/>Code</b> | <b>School District Name</b> | <b>Final 2015-16<br/>Basic Tuition*</b> | <b>Final 2016-17<br/>Basic Tuition*</b> |
|--------------------------|-----------------------------|---|---|
|--------------------------|-----------------------------|---|---|



## ANNUAL BUDGET & QUARTERLY REPORT TEMPLATE

### Ocean Hill Collegiate Charter School

#### SCHOOL

|              |                                      |
|--------------|--------------------------------------|
| <b>Name:</b> | Ocean Hill Collegiate Charter School |
|--------------|--------------------------------------|

#### CONTACT INFORMATION

|                       |                                      |
|-----------------------|--------------------------------------|
| <b>Contact Name:</b>  | Michael Good                         |
| <b>Contact Title:</b> | Senior Associate Director of Finance |
| <b>Contact Email:</b> | [REDACTED]                           |
| <b>Contact Phone:</b> | [REDACTED]                           |

#### REPORT PERIOD

|                               |         |
|-------------------------------|---------|
| <b>Current Academic Year:</b> | 2016-17 |
| <b>Prior Academic Year:</b>   | Err:508 |

| ENROLLMENT BY GRADES        |   |   |   |   |   |    |    |    |
|-----------------------------|---|---|---|---|---|----|----|----|
| GRADES                      | K | 1 | 2 | 3 | 4 | 5  | 6  | 7  |
| INITIAL BUDGETED ENROLLMENT |   |   |   |   |   | 87 | 87 | 87 |
| TOTAL ENROLLMENT = 336      |   |   |   |   |   |    |    |    |

| ENROLLMENT BY DISTRICT   |                                |   |  |                              |                             |                              |  |  |  |           |  |           |  |           |  |      |                              |                             |                              |                             |                              |                             |                              |     |   |     |   |     |   |     |     |   |     |   |     |   |     |
|--|--------------------------------|---|--|------------------------------|-----------------------------|------------------------------|--|--|--|-----------|--|-----------|--|-----------|--|------|------------------------------|-----------------------------|------------------------------|-----------------------------|------------------------------|-----------------------------|------------------------------|-----|---|-----|---|-----|---|-----|-----|---|-----|---|-----|---|-----|
|  |                                | <table border="1"> <tr> <th>PRIOR YEAR</th> </tr> <tr> <th>ACTUAL</th> </tr> <tr> <td>0</td> </tr> <tr> <td>0</td> </tr> </table>   | PRIOR YEAR   | ACTUAL                       | 0                           | 0                            |  |  |  |           |  |           |  |           |  |      |                              |                             |                              |                             |                              |                             |                              |     |   |     |   |     |   |     |     |   |     |   |     |   |     |
| PRIOR YEAR   |                                |   |  |                              |                             |                              |  |  |  |           |  |           |  |           |  |      |                              |                             |                              |                             |                              |                             |                              |     |   |     |   |     |   |     |     |   |     |   |     |   |     |
| ACTUAL   |                                |   |  |                              |                             |                              |  |  |  |           |  |           |  |           |  |      |                              |                             |                              |                             |                              |                             |                              |     |   |     |   |     |   |     |     |   |     |   |     |   |     |
| 0  |                                |   |  |                              |                             |                              |  |  |  |           |  |           |  |           |  |      |                              |                             |                              |                             |                              |                             |                              |     |   |     |   |     |   |     |     |   |     |   |     |   |     |
| 0  |                                |   |  |                              |                             |                              |  |  |  |           |  |           |  |           |  |      |                              |                             |                              |                             |                              |                             |                              |     |   |     |   |     |   |     |     |   |     |   |     |   |     |
| NUMBER OF SCHOOL DISTRICTS ENROLLED:<br>NUMBER OF STUDENTS ENROLLED:   |                                |   |  |                              |                             |                              |  |  |  |           |  |           |  |           |  |      |                              |                             |                              |                             |                              |                             |                              |     |   |     |   |     |   |     |     |   |     |   |     |   |     |
|  |                                | <table border="1"> <tr> <th colspan="7">ANNUAL BUDGET<br/>TOTAL DISTRICTS/ENROLLMENT BY QUARTER</th> </tr> <tr> <th colspan="2">QUARTER 1</th> <th colspan="2">QUARTER 2</th> <th colspan="2">QUARTER 3</th> <th>QUAR</th> </tr> <tr> <td>Original</td> <td>Revised</td> <td>Original</td> <td>Revised</td> <td>Original</td> <td>Revised</td> <td>Original</td> </tr> <tr> <td>1</td> <td>0</td> <td>1</td> <td>0</td> <td>1</td> <td>0</td> <td>1</td> </tr> <tr> <td>336</td> <td>0</td> <td>336</td> <td>0</td> <td>336</td> <td>0</td> <td>336</td> </tr> </table>   | ANNUAL BUDGET<br>TOTAL DISTRICTS/ENROLLMENT BY QUARTER |                              |                             |                              |  |  |  | QUARTER 1 |  | QUARTER 2 |  | QUARTER 3 |  | QUAR | Original                     | Revised                     | Original                     | Revised                     | Original                     | Revised                     | Original                     | 1   | 0 | 1   | 0 | 1   | 0 | 1   | 336 | 0 | 336 | 0 | 336 | 0 | 336 |
| ANNUAL BUDGET<br>TOTAL DISTRICTS/ENROLLMENT BY QUARTER   |                                |   |  |                              |                             |                              |  |  |  |           |  |           |  |           |  |      |                              |                             |                              |                             |                              |                             |                              |     |   |     |   |     |   |     |     |   |     |   |     |   |     |
| QUARTER 1  |                                | QUARTER 2   |  | QUARTER 3                    |                             | QUAR                         |  |  |  |           |  |           |  |           |  |      |                              |                             |                              |                             |                              |                             |                              |     |   |     |   |     |   |     |     |   |     |   |     |   |     |
| Original   | Revised                        | Original  | Revised  | Original                     | Revised                     | Original                     |  |  |  |           |  |           |  |           |  |      |                              |                             |                              |                             |                              |                             |                              |     |   |     |   |     |   |     |     |   |     |   |     |   |     |
| 1  | 0                              | 1   | 0  | 1                            | 0                           | 1                            |  |  |  |           |  |           |  |           |  |      |                              |                             |                              |                             |                              |                             |                              |     |   |     |   |     |   |     |     |   |     |   |     |   |     |
| 336  | 0                              | 336   | 0  | 336                          | 0                           | 336                          |  |  |  |           |  |           |  |           |  |      |                              |                             |                              |                             |                              |                             |                              |     |   |     |   |     |   |     |     |   |     |   |     |   |     |
|  |                                | <p><b>*NOTE:</b> If there are NO budget revisions at the time of quarterly submittal leave the 'REVISED' COMPLETELY BLANK. If budget revisions ARE made, the entire "REVISED" budget columns affected quarter(s) must be completed on tabs 2, 3 and 4.</p> <table border="1"> <tr> <th colspan="7">ENROLLMENT BY QUARTER</th> </tr> <tr> <th colspan="2">QUARTER 1</th> <th colspan="2">QUARTER 2</th> <th colspan="2">QUARTER 3</th> <th>QUAR</th> </tr> <tr> <td>Original Budgeted Enrollment</td> <td>Revised Budgeted Enrollment</td> <td>Original Budgeted Enrollment</td> <td>Revised Budgeted Enrollment</td> <td>Original Budgeted Enrollment</td> <td>Revised Budgeted Enrollment</td> <td>Original Budgeted Enrollment</td> </tr> <tr> <td>336</td> <td></td> <td>336</td> <td></td> <td>336</td> <td></td> <td>336</td> </tr> </table> | ENROLLMENT BY QUARTER                                  |                              |                             |                              |  |  |  | QUARTER 1 |  | QUARTER 2 |  | QUARTER 3 |  | QUAR | Original Budgeted Enrollment | Revised Budgeted Enrollment | Original Budgeted Enrollment | Revised Budgeted Enrollment | Original Budgeted Enrollment | Revised Budgeted Enrollment | Original Budgeted Enrollment | 336 |   | 336 |   | 336 |   | 336 |     |   |     |   |     |   |     |
| ENROLLMENT BY QUARTER  |                                |   |  |                              |                             |                              |  |  |  |           |  |           |  |           |  |      |                              |                             |                              |                             |                              |                             |                              |     |   |     |   |     |   |     |     |   |     |   |     |   |     |
| QUARTER 1  |                                | QUARTER 2   |  | QUARTER 3                    |                             | QUAR                         |  |  |  |           |  |           |  |           |  |      |                              |                             |                              |                             |                              |                             |                              |     |   |     |   |     |   |     |     |   |     |   |     |   |     |
| Original Budgeted Enrollment   | Revised Budgeted Enrollment    | Original Budgeted Enrollment  | Revised Budgeted Enrollment                            | Original Budgeted Enrollment | Revised Budgeted Enrollment | Original Budgeted Enrollment |  |  |  |           |  |           |  |           |  |      |                              |                             |                              |                             |                              |                             |                              |     |   |     |   |     |   |     |     |   |     |   |     |   |     |
| 336  |                                | 336   |  | 336                          |                             | 336                          |  |  |  |           |  |           |  |           |  |      |                              |                             |                              |                             |                              |                             |                              |     |   |     |   |     |   |     |     |   |     |   |     |   |     |
| <table border="1"> <tr> <th>PRIOR YEAR</th> </tr> <tr> <td>Err:508</td> </tr> <tr> <td>Actual Enrollment</td> </tr> </table> |                                | PRIOR YEAR  | Err:508  | Actual Enrollment            |                             |                              |  |  |  |           |  |           |  |           |  |      |                              |                             |                              |                             |                              |                             |                              |     |   |     |   |     |   |     |     |   |     |   |     |   |     |
| PRIOR YEAR   |                                |   |  |                              |                             |                              |  |  |  |           |  |           |  |           |  |      |                              |                             |                              |                             |                              |                             |                              |     |   |     |   |     |   |     |     |   |     |   |     |   |     |
| Err:508  |                                |   |  |                              |                             |                              |  |  |  |           |  |           |  |           |  |      |                              |                             |                              |                             |                              |                             |                              |     |   |     |   |     |   |     |     |   |     |   |     |   |     |
| Actual Enrollment  |                                |   |  |                              |                             |                              |  |  |  |           |  |           |  |           |  |      |                              |                             |                              |                             |                              |                             |                              |     |   |     |   |     |   |     |     |   |     |   |     |   |     |
| <table border="1"> <tr> <th>PRIMARY/OTHER</th> <th>DISTRICT NAME(S)</th> </tr> </table>                                      | PRIMARY/OTHER                  | DISTRICT NAME(S)  |  |                              |                             |                              |  |  |  |           |  |           |  |           |  |      |                              |                             |                              |                             |                              |                             |                              |     |   |     |   |     |   |     |     |   |     |   |     |   |     |
| PRIMARY/OTHER  | DISTRICT NAME(S)               |   |  |                              |                             |                              |  |  |  |           |  |           |  |           |  |      |                              |                             |                              |                             |                              |                             |                              |     |   |     |   |     |   |     |     |   |     |   |     |   |     |
| 1 PRIMARY District   | NYC CHANCELLOR'S OFFICE        |   |  |                              |                             |                              |  |  |  |           |  |           |  |           |  |      |                              |                             |                              |                             |                              |                             |                              |     |   |     |   |     |   |     |     |   |     |   |     |   |     |
| 2 SECONDARY District   | (Select from drop-down list) → |   |  |                              |                             |                              |  |  |  |           |  |           |  |           |  |      |                              |                             |                              |                             |                              |                             |                              |     |   |     |   |     |   |     |     |   |     |   |     |   |     |
| Other District 3   | (Select from drop-down list) → |   |  |                              |                             |                              |  |  |  |           |  |           |  |           |  |      |                              |                             |                              |                             |                              |                             |                              |     |   |     |   |     |   |     |     |   |     |   |     |   |     |
| Other District 4   | (Select from drop-down list) → |   |  |                              |                             |                              |  |  |  |           |  |           |  |           |  |      |                              |                             |                              |                             |                              |                             |                              |     |   |     |   |     |   |     |     |   |     |   |     |   |     |
| Other District 5   | (Select from drop-down list) → |   |  |                              |                             |                              |  |  |  |           |  |           |  |           |  |      |                              |                             |                              |                             |                              |                             |                              |     |   |     |   |     |   |     |     |   |     |   |     |   |     |
| Other District 6   | (Select from drop-down list) → |   |  |                              |                             |                              |  |  |  |           |  |           |  |           |  |      |                              |                             |                              |                             |                              |                             |                              |     |   |     |   |     |   |     |     |   |     |   |     |   |     |
| Other District 7   | (Select from drop-down list) → |   |  |                              |                             |                              |  |  |  |           |  |           |  |           |  |      |                              |                             |                              |                             |                              |                             |                              |     |   |     |   |     |   |     |     |   |     |   |     |   |     |
| Other District 8   | (Select from drop-down list) → |   |  |                              |                             |                              |  |  |  |           |  |           |  |           |  |      |                              |                             |                              |                             |                              |                             |                              |     |   |     |   |     |   |     |     |   |     |   |     |   |     |
| Other District 9   | (Select from drop-down list) → |   |  |                              |                             |                              |  |  |  |           |  |           |  |           |  |      |                              |                             |                              |                             |                              |                             |                              |     |   |     |   |     |   |     |     |   |     |   |     |   |     |
| Other District 10  | (Select from drop-down list) → |   |  |                              |                             |                              |  |  |  |           |  |           |  |           |  |      |                              |                             |                              |                             |                              |                             |                              |     |   |     |   |     |   |     |     |   |     |   |     |   |     |
| Other District 11  | (Select from drop-down list) → |   |  |                              |                             |                              |  |  |  |           |  |           |  |           |  |      |                              |                             |                              |                             |                              |                             |                              |     |   |     |   |     |   |     |     |   |     |   |     |   |     |
| Other District 12  | (Select from drop-down list) → |   |  |                              |                             |                              |  |  |  |           |  |           |  |           |  |      |                              |                             |                              |                             |                              |                             |                              |     |   |     |   |     |   |     |     |   |     |   |     |   |     |
| Other District 13  | (Select from drop-down list) → |   |  |                              |                             |                              |  |  |  |           |  |           |  |           |  |      |                              |                             |                              |                             |                              |                             |                              |     |   |     |   |     |   |     |     |   |     |   |     |   |     |
| Other District 14  | (Select from drop-down list) → |   |  |                              |                             |                              |  |  |  |           |  |           |  |           |  |      |                              |                             |                              |                             |                              |                             |                              |     |   |     |   |     |   |     |     |   |     |   |     |   |     |
| Other District 15  | (Select from drop-down list) → |   |  |                              |                             |                              |  |  |  |           |  |           |  |           |  |      |                              |                             |                              |                             |                              |                             |                              |     |   |     |   |     |   |     |     |   |     |   |     |   |     |
| Other District 16  | (Select from drop-down list) → |   |  |                              |                             |                              |  |  |  |           |  |           |  |           |  |      |                              |                             |                              |                             |                              |                             |                              |     |   |     |   |     |   |     |     |   |     |   |     |   |     |
| Other District 17  | (Select from drop-down list) → |   |  |                              |                             |                              |  |  |  |           |  |           |  |           |  |      |                              |                             |                              |                             |                              |                             |                              |     |   |     |   |     |   |     |     |   |     |   |     |   |     |
| Other District 18  | (Select from drop-down list) → |   |  |                              |                             |                              |  |  |  |           |  |           |  |           |  |      |                              |                             |                              |                             |                              |                             |                              |     |   |     |   |     |   |     |     |   |     |   |     |   |     |
| Other District 19  | (Select from drop-down list) → |   |  |                              |                             |                              |  |  |  |           |  |           |  |           |  |      |                              |                             |                              |                             |                              |                             |                              |     |   |     |   |     |   |     |     |   |     |   |     |   |     |
| Other District 20  | (Select from drop-down list) → |   |  |                              |                             |                              |  |  |  |           |  |           |  |           |  |      |                              |                             |                              |                             |                              |                             |                              |     |   |     |   |     |   |     |     |   |     |   |     |   |     |
| Other District 21  | (Select from drop-down list) → |   |  |                              |                             |                              |  |  |  |           |  |           |  |           |  |      |                              |                             |                              |                             |                              |                             |                              |     |   |     |   |     |   |     |     |   |     |   |     |   |     |
| Other District 22  | (Select from drop-down list) → |   |  |                              |                             |                              |  |  |  |           |  |           |  |           |  |      |                              |                             |                              |                             |                              |                             |                              |     |   |     |   |     |   |     |     |   |     |   |     |   |     |
| Other District 23  | (Select from drop-down list) → |   |  |                              |                             |                              |  |  |  |           |  |           |  |           |  |      |                              |                             |                              |                             |                              |                             |                              |     |   |     |   |     |   |     |     |   |     |   |     |   |     |
| Other District 24  | (Select from drop-down list) → |   |  |                              |                             |                              |  |  |  |           |  |           |  |           |  |      |                              |                             |                              |                             |                              |                             |                              |     |   |     |   |     |   |     |     |   |     |   |     |   |     |
| Other District 25  | (Select from drop-down list) → |   |  |                              |                             |                              |  |  |  |           |  |           |  |           |  |      |                              |                             |                              |                             |                              |                             |                              |     |   |     |   |     |   |     |     |   |     |   |     |   |     |
| Other District 26  | (Select from drop-down list) → |   |  |                              |                             |                              |  |  |  |           |  |           |  |           |  |      |                              |                             |                              |                             |                              |                             |                              |     |   |     |   |     |   |     |     |   |     |   |     |   |     |
| Other District 27  | (Select from drop-down list) → |   |  |                              |                             |                              |  |  |  |           |  |           |  |           |  |      |                              |                             |                              |                             |                              |                             |                              |     |   |     |   |     |   |     |     |   |     |   |     |   |     |
| Other District 28  | (Select from drop-down list) → |   |  |                              |                             |                              |  |  |  |           |  |           |  |           |  |      |                              |                             |                              |                             |                              |                             |                              |     |   |     |   |     |   |     |     |   |     |   |     |   |     |
| Other District 29  | (Select from drop-down list) → |   |  |                              |                             |                              |  |  |  |           |  |           |  |           |  |      |                              |                             |                              |                             |                              |                             |                              |     |   |     |   |     |   |     |     |   |     |   |     |   |     |
| Other District 30  | (Select from drop-down list) → |   |  |                              |                             |                              |  |  |  |           |  |           |  |           |  |      |                              |                             |                              |                             |                              |                             |                              |     |   |     |   |     |   |     |     |   |     |   |     |   |     |
| Other District 31  | (Select from drop-down list) → |   |  |                              |                             |                              |  |  |  |           |  |           |  |           |  |      |                              |                             |                              |                             |                              |                             |                              |     |   |     |   |     |   |     |     |   |     |   |     |   |     |
| Other District 32  | (Select from drop-down list) → |   |  |                              |                             |                              |  |  |  |           |  |           |  |           |  |      |                              |                             |                              |                             |                              |                             |                              |     |   |     |   |     |   |     |     |   |     |   |     |   |     |
| Other District 33  | (Select from drop-down list) → |   |  |                              |                             |                              |  |  |  |           |  |           |  |           |  |      |                              |                             |                              |                             |                              |                             |                              |     |   |     |   |     |   |     |     |   |     |   |     |   |     |
| Other District 34  | (Select from drop-down list) → |   |  |                              |                             |                              |  |  |  |           |  |           |  |           |  |      |                              |                             |                              |                             |                              |                             |                              |     |   |     |   |     |   |     |     |   |     |   |     |   |     |
| Other District 35  | (Select from drop-down list) → |   |  |                              |                             |                              |  |  |  |           |  |           |  |           |  |      |                              |                             |                              |                             |                              |                             |                              |     |   |     |   |     |   |     |     |   |     |   |     |   |     |
| Other District 36  | (Select from drop-down list) → |   |  |                              |                             |                              |  |  |  |           |  |           |  |           |  |      |                              |                             |                              |                             |                              |                             |                              |     |   |     |   |     |   |     |     |   |     |   |     |   |     |
| Other District 37  | (Select from drop-down list) → |   |  |                              |                             |                              |  |  |  |           |  |           |  |           |  |      |                              |                             |                              |                             |                              |                             |                              |     |   |     |   |     |   |     |     |   |     |   |     |   |     |
| Other District 38  | (Select from drop-down list) → |   |  |                              |                             |                              |  |  |  |           |  |           |  |           |  |      |                              |                             |                              |                             |                              |                             |                              |     |   |     |   |     |   |     |     |   |     |   |     |   |     |
| Other District 39  | (Select from drop-down list) → |   |  |                              |                             |                              |  |  |  |           |  |           |  |           |  |      |                              |                             |                              |                             |                              |                             |                              |     |   |     |   |     |   |     |     |   |     |   |     |   |     |
| Other District 40  | (Select from drop-down list) → |   |  |                              |                             |                              |  |  |  |           |  |           |  |           |  |      |                              |                             |                              |                             |                              |                             |                              |     |   |     |   |     |   |     |     |   |     |   |     |   |     |
| Other District 41  | (Select from drop-down list) → |   |  |                              |                             |                              |  |  |  |           |  |           |  |           |  |      |                              |                             |                              |                             |                              |                             |                              |     |   |     |   |     |   |     |     |   |     |   |     |   |     |
| Other District 42  | (Select from drop-down list) → |   |  |                              |                             |                              |  |  |  |           |  |           |  |           |  |      |                              |                             |                              |                             |                              |                             |                              |     |   |     |   |     |   |     |     |   |     |   |     |   |     |
| Other District 43  | (Select from drop-down list) → |   |  |                              |                             |                              |  |  |  |           |  |           |  |           |  |      |                              |                             |                              |                             |                              |                             |                              |     |   |     |   |     |   |     |     |   |     |   |     |   |     |
| Other District 44  | (Select from drop-down list) → |   |  |                              |                             |                              |  |  |  |           |  |           |  |           |  |      |                              |                             |                              |                             |                              |                             |                              |     |   |     |   |     |   |     |     |   |     |   |     |   |     |
| Other District 45  | (Select from drop-down list) → |   |  |                              |                             |                              |  |  |  |           |  |           |  |           |  |      |                              |                             |                              |                             |                              |                             |                              |     |   |     |   |     |   |     |     |   |     |   |     |   |     |
| Other District 46  | (Select from drop-down list) → |   |  |                              |                             |                              |  |  |  |           |  |           |  |           |  |      |                              |                             |                              |                             |                              |                             |                              |     |   |     |   |     |   |     |     |   |     |   |     |   |     |
| Other District 47  | (Select from drop-down list) → |   |  |                              |                             |                              |  |  |  |           |  |           |  |           |  |      |                              |                             |                              |                             |                              |                             |                              |     |   |     |   |     |   |     |     |   |     |   |     |   |     |
| Other District 48  | (Select from drop-down list) → |   |  |                              |                             |                              |  |  |  |           |  |           |  |           |  |      |                              |                             |                              |                             |                              |                             |                              |     |   |     |   |     |   |     |     |   |     |   |     |   |     |
| Other District 49  | (Select from drop-down list) → |   |  |                              |                             |                              |  |  |  |           |  |           |  |           |  |      |                              |                             |                              |                             |                              |                             |                              |     |   |     |   |     |   |     |     |   |     |   |     |   |     |
| Other District 50  | (Select from drop-down list) → |   |  |                              |                             |                              |  |  |  |           |  |           |  |           |  |      |                              |                             |                              |                             |                              |                             |                              |     |   |     |   |     |   |     |     |   |     |   |     |   |     |

|  |                   |                   |                   |    |
|--|-------------------|-------------------|-------------------|----|
|  |                   |                   |                   |    |
| 8  | 9                 | 10                | 11                | 12 |
| 75   |                   |                   |                   |    |
|  |                   |                   |                   |    |
|  |                   |                   |                   |    |
|  |                   |                   |                   |    |
| <b>ACTUAL QUARTERLY<br/>TOTAL DISTRICTS/ENROLLMENT</b> |                   |                   |                   |    |
| <b>QUARTER 1</b>                                       | <b>QUARTER 2</b>  | <b>QUARTER 3</b>  | <b>QUARTER 4</b>  |    |
| Actual   | Actual            | Actual            | Actual            |    |
| 0  | 0                 | 0                 | 0                 |    |
| 0  | 0                 | 0                 | 0                 |    |
|  |                   |                   |                   |    |
| <b>Column(s)<br/>for the</b>                           |                   |                   |                   |    |
|  |                   |                   |                   |    |
| <b>ACTUAL ENROLLMENT BY QUARTER</b>                    |                   |                   |                   |    |
| <b>QUARTER 1</b>                                       | <b>QUARTER 2</b>  | <b>QUARTER 3</b>  | <b>QUARTER 4</b>  |    |
| Actual Enrollment                                      | Actual Enrollment | Actual Enrollment | Actual Enrollment |    |
|  |                   |                   |                   |    |
|  |                   |                   |                   |    |
|  |                   |                   |                   |    |
|  |                   |                   |                   |    |
|  |                   |                   |                   |    |

## STAFFING PLAN - F

**\*NOTE:** Enter the number of FTE positions in the "blue" cells.

**\*NOTE:** If there are NO budget revisions at the time of quarterly submittal leave the "REVISED" column blank. If budget revisions ARE made, the entire "REVISED" budget columns for the affected

| ADMINISTRATIVE PERSONNEL FTE    | PRIOR YEAR<br>Err:508<br>ACTUAL | ANNUAL BUDGETED FTE |         |          |         |          |
|---------------------------------|---------------------------------|---------------------|---------|----------|---------|----------|
|                                 |                                 | Q1                  |         | Q2       |         | Q        |
|                                 |                                 | Original            | Revised | Original | Revised | Original |
| Executive Management            |                                 |                     |         |          |         |          |
| Instructional Management        |                                 | 1.0                 |         | 1.0      |         | 1.0      |
| Deans, Directors & Coordinators |                                 | 5.0                 |         | 5.0      |         | 5.0      |
| CFO / Director of Finance       |                                 |                     |         |          |         |          |
| Operation / Business Manager    |                                 |                     |         |          |         |          |
| Administrative Staff            |                                 | 3.0                 |         | 3.0      |         | 3.0      |
| TOTAL ADMINISTRATIVE STAFF      | 0.0                             | 9.0                 | 0.0     | 9.0      | 0.0     | 9.0      |

| INSTRUCTIONAL PERSONNEL FTE | PRIOR YEAR<br>Err:508<br>ACTUAL | ANNUAL BUDGETED FTE |         |          |         |          |
|-----------------------------|---------------------------------|---------------------|---------|----------|---------|----------|
|                             |                                 | Q1                  |         | Q2       |         | Q        |
|                             |                                 | Original            | Revised | Original | Revised | Original |
| Teachers - Regular          |                                 | 21.9                |         | 21.9     |         | 21.9     |
| Teachers - SPED             |                                 | 4.0                 |         | 4.0      |         | 4.0      |
| Substitute Teachers         |                                 |                     |         |          |         |          |
| Teaching Assistants         |                                 | 1.0                 |         | 1.0      |         | 1.0      |
| Specialty Teachers          |                                 | 0.8                 |         | 0.8      |         | 0.8      |
| Aides                       |                                 |                     |         |          |         |          |
| Therapists & Counselors     |                                 | 1.0                 |         | 1.0      |         | 1.0      |
| Other                       |                                 |                     |         |          |         |          |
| TOTAL INSTRUCTIONAL         | 0.0                             | 28.7                | 0.0     | 28.7     | 0.0     | 28.7     |

| NON-INSTRUCTIONAL PERSONNEL FTE | PRIOR YEAR<br>Err:508<br>ACTUAL | ANNUAL BUDGETED FTE |         |          |         |          |
|---------------------------------|---------------------------------|---------------------|---------|----------|---------|----------|
|                                 |                                 | Q1                  |         | Q2       |         | Q        |
|                                 |                                 | Original            | Revised | Original | Revised | Original |
| Nurse                           |                                 |                     |         |          |         |          |
| Librarian                       |                                 |                     |         |          |         |          |
| Custodian                       |                                 |                     |         |          |         |          |
| Security                        |                                 |                     |         |          |         |          |
| Other                           |                                 |                     |         |          |         |          |
| TOTAL NON-INSTRUCTIONAL         | 0.0                             | 0.0                 | 0.0     | 0.0      | 0.0     | 0.0      |

|                                    |     |      |     |      |     |      |
|------------------------------------|-----|------|-----|------|-----|------|
| <b>TOTAL PERSONNEL SERVICE FTE</b> | 0.0 | 37.7 | 0.0 | 37.7 | 0.0 | 37.7 |
|------------------------------------|-----|------|-----|------|-----|------|

**.LEGIATE CHARTER SCHOOL  
2016-17**

**FULL TIME EQUIVALENT ("FTE")**

**\*NOTE:** Enter the number of FTE positions in the "blue" cells.

he 'REVISED' Column(s) COMPLETELY BLANK. ;ted quarter(s) must be completed on tabs 2, 3

**\*NOTE:** Each quarter, the actual FTE should be input.

| ADMINISTRATIVE PERSONNEL FTE    |         |          |         |
|---------------------------------|---------|----------|---------|
|                                 | 3       | Q4       |         |
|                                 | Revised | Original | Revised |
| Executive Management            |         |          |         |
| Instructional Management        |         | 1.0      |         |
| Deans, Directors & Coordinators |         | 5.0      |         |
| CFO / Director of Finance       |         |          |         |
| Operation / Business Manager    |         |          |         |
| Administrative Staff            |         | 3.0      |         |
| TOTAL ADMINISTRATIVE STAFF      | 0.0     | 9.0      | 0.0     |

| ACTUAL QUARTERLY FTE |        |        |        |
|----------------------|--------|--------|--------|
| Q1                   | Q2     | Q3     | Q4     |
| Actual               | Actual | Actual | Actual |
|                      |        |        |        |
|                      |        |        |        |
|                      |        |        |        |
|                      |        |        |        |
|                      |        |        |        |
| 0.0                  | 0.0    | 0.0    | 0.0    |

| INSTRUCTIONAL PERSONNEL FTE |         |          |         |
|-----------------------------|---------|----------|---------|
|                             | 3       | Q4       |         |
|                             | Revised | Original | Revised |
| Teachers - Regular          |         | 21.9     |         |
| Teachers - SPED             |         | 4.0      |         |
| Substitute Teachers         |         |          |         |
| Teaching Assistants         |         | 1.0      |         |
| Specialty Teachers          |         | 0.8      |         |
| Aides                       |         |          |         |
| Therapists & Counselors     |         | 1.0      |         |
| Other                       |         |          |         |
| TOTAL INSTRUCTIONAL         | 0.0     | 28.7     | 0.0     |

| ACTUAL QUARTERLY FTE |        |        |        |
|----------------------|--------|--------|--------|
| Q1                   | Q2     | Q3     | Q4     |
| Actual               | Actual | Actual | Actual |
|                      |        |        |        |
|                      |        |        |        |
|                      |        |        |        |
|                      |        |        |        |
|                      |        |        |        |
|                      |        |        |        |
| 0.0                  | 0.0    | 0.0    | 0.0    |

| NON-INSTRUCTIONAL PERSONNEL FTE |         |          |         |
|---------------------------------|---------|----------|---------|
|                                 | 3       | Q4       |         |
|                                 | Revised | Original | Revised |
| Nurse                           |         |          |         |
| Librarian                       |         |          |         |
| Custodian                       |         |          |         |
| Security                        |         |          |         |
| Other                           |         |          |         |
| TOTAL NON-INSTRUCTIONAL         | 0.0     | 0.0      | 0.0     |

| ACTUAL QUARTERLY FTE |        |        |        |
|----------------------|--------|--------|--------|
| Q1                   | Q2     | Q3     | Q4     |
| Actual               | Actual | Actual | Actual |
|                      |        |        |        |
|                      |        |        |        |
|                      |        |        |        |
|                      |        |        |        |
|                      |        |        |        |
| 0.0                  | 0.0    | 0.0    | 0.0    |

|                             |     |      |     |
|-----------------------------|-----|------|-----|
| TOTAL PERSONNEL SERVICE FTE | 0.0 | 37.7 | 0.0 |
|-----------------------------|-----|------|-----|

|     |     |     |     |
|-----|-----|-----|-----|
| 0.0 | 0.0 | 0.0 | 0.0 |
|-----|-----|-----|-----|



**\*NOTE:** Enter the number of FTE positions in the "blue" cells.

**\*NOTE:** State the assumptions that are being made for personnel FTE levels.

| ADMINISTRATIVE PERSONNEL FTE    | Description of Assumptions |
|---------------------------------|----------------------------|
|                                 |                            |
|                                 |                            |
| Executive Management            |                            |
| Instructional Management        |                            |
| Deans, Directors & Coordinators |                            |
| CFO / Director of Finance       |                            |
| Operation / Business Manager    |                            |
| Administrative Staff            |                            |
| TOTAL ADMINISTRATIVE STAFF      |                            |

| INSTRUCTIONAL PERSONNEL FTE | Description of Assumptions |
|-----------------------------|----------------------------|
|                             |                            |
|                             |                            |
| Teachers - Regular          |                            |
| Teachers - SPED             |                            |
| Substitute Teachers         |                            |
| Teaching Assistants         |                            |
| Specialty Teachers          |                            |
| Aides                       |                            |
| Therapists & Counselors     |                            |
| Other                       |                            |
| TOTAL INSTRUCTIONAL         |                            |

| NON-INSTRUCTIONAL PERSONNEL FTE | Description of Assumptions |
|---------------------------------|----------------------------|
|                                 |                            |
|                                 |                            |
| Nurse                           |                            |
| Librarian                       |                            |
| Custodian                       |                            |
| Security                        |                            |
| Other                           |                            |
| TOTAL NON-INSTRUCTIONAL         |                            |

|                             |  |
|-----------------------------|--|
| TOTAL PERSONNEL SERVICE FTE |  |
|-----------------------------|--|

**OCEAN HILL COLLEGIATE CHARTER SC**  
**Budget / Operating Plan**  
**2016-17**

|  |                                       |  |                |          |                            |                |          |                 |
|--|---------------------------------------|--|----------------|----------|----------------------------|----------------|----------|-----------------|
| Total Revenue  | -                                     | #NAME?   | #NAME?         | #NAME?   | #NAME?                     | #NAME?         | #NAME?   | #NAME?          |
| Total Expenses   | -                                     | 1,293,224  | #NAME?         | #NAME?   | 1,293,224                  | #NAME?         | #NAME?   | 1,293,224       |
| Net Income   | -                                     | #NAME?   | #NAME?         | #NAME?   | #NAME?                     | #NAME?         | #NAME?   | #NAME?          |
| Actual Student Enrollment                                    | -                                     | 336  | -              | -        | 336                        | -              | -        | 336             |
|  | Prior Year Actual                     | 1st Quarter - 7/1 - 9/30   |                |          | 2nd Quarter - 10/1 - 12/31 |                |          | 3rd Quarter     |
|  | Err:508                               | Original Budget  | Revised Budget | Variance | Original Budget            | Revised Budget | Variance | Original Budget |
| REVENUE  | Allocate Per Pupil Revenue by Quarter | *NOTE: If there are NO budget revisions at the time of quarterly submittal leave<br>If budget revisions ARE made, the entire "REVISED" budget columns for the affected |                |          |                            |                |          |                 |
| REVENUES FROM STATE SOURCES                                  | 2016-17                               | PPR %/Qtr->  | 25.0%          | 25.0%    | 25.0%                      | 25.0%          | 25.0%    | 25.0%           |
| Per Pupil Revenue  | Per Pupil Rate                        |  |                |          |                            |                |          |                 |
| NYC CHANCELLOR'S OFFICE                                      | #NAME?                                |  | #NAME?         | #NAME?   | #NAME?                     | #NAME?         | #NAME?   | #NAME?          |
| -  | #N/A                                  |  | #N/A           | #NAME?   | #N/A                       | #N/A           | #NAME?   | #N/A            |
| -  | #N/A                                  |  | #N/A           | #NAME?   | #N/A                       | #N/A           | #NAME?   | #N/A            |
| -  | #N/A                                  |  | #N/A           | #NAME?   | #N/A                       | #N/A           | #NAME?   | #N/A            |
| -  | #N/A                                  |  | #N/A           | #NAME?   | #N/A                       | #N/A           | #NAME?   | #N/A            |
| -  | #N/A                                  |  | #N/A           | #NAME?   | #N/A                       | #N/A           | #NAME?   | #N/A            |
| -  | #N/A                                  |  | #N/A           | #NAME?   | #N/A                       | #N/A           | #NAME?   | #N/A            |
| -  | #N/A                                  |  | #N/A           | #NAME?   | #N/A                       | #N/A           | #NAME?   | #N/A            |
| -  | #N/A                                  |  | #N/A           | #NAME?   | #N/A                       | #N/A           | #NAME?   | #N/A            |
| -  | #N/A                                  |  | #N/A           | #NAME?   | #N/A                       | #N/A           | #NAME?   | #N/A            |
| -  | #N/A                                  |  | #N/A           | #NAME?   | #N/A                       | #N/A           | #NAME?   | #N/A            |
| -  | #N/A                                  |  | #N/A           | #NAME?   | #N/A                       | #N/A           | #NAME?   | #N/A            |
| -  | #N/A                                  |  | #N/A           | #NAME?   | #N/A                       | #N/A           | #NAME?   | #N/A            |
| -  | #N/A                                  |  | #N/A           | #NAME?   | #N/A                       | #N/A           | #NAME?   | #N/A            |
| -  | #N/A                                  |  | #N/A           | #NAME?   | #N/A                       | #N/A           | #NAME?   | #N/A            |
| -  | #N/A                                  |  | #N/A           | #NAME?   | #N/A                       | #N/A           | #NAME?   | #N/A            |
| -  | #N/A                                  |  | #N/A           | #NAME?   | #N/A                       | #N/A           | #NAME?   | #N/A            |
| -  | #N/A                                  |  | #N/A           | #NAME?   | #N/A                       | #N/A           | #NAME?   | #N/A            |
| ALL OTHER School Districts: ( Weighted Avg )                 | #N/A                                  |  | #N/A           | #NAME?   | #N/A                       | #N/A           | #NAME?   | #N/A            |
| TOTAL Per Pupil Revenue (Weighted Average Per Pupil Funding) | #NAME?                                | -  | #NAME?         | #NAME?   | #NAME?                     | #NAME?         | #NAME?   | #NAME?          |
| Special Education Revenue                                    |                                       |  | 122,083        |          | #NAME?                     | 122,083        |          | #NAME?          |
| Grants   |                                       |  |                |          |                            |                |          |                 |
| Stimulus   |                                       |  |                | #NAME?   |                            |                | #NAME?   |                 |
| DYCD (Department of Youth and Community Development)         |                                       |  |                | #NAME?   |                            |                | #NAME?   |                 |
| Other  |                                       |  |                | #NAME?   |                            |                | #NAME?   |                 |
| Other  |                                       |  |                | #NAME?   |                            |                | #NAME?   |                 |
| TOTAL REVENUE FROM STATE SOURCES                             |                                       | -  | #NAME?         | #NAME?   | #NAME?                     | #NAME?         | #NAME?   | #NAME?          |
| REVENUE FROM FEDERAL FUNDING                                 |                                       |  |                |          |                            |                |          |                 |
| IDEA Special Needs   |                                       |  | 5,056          |          | #NAME?                     | 5,056          |          | #NAME?          |
| Title I  |                                       |  | 23,483         |          | #NAME?                     | 23,483         |          | #NAME?          |
| Title Funding - Other  |                                       |  | 1,034          |          | #NAME?                     | 1,034          |          | #NAME?          |
| School Food Service (Free Lunch)                             |                                       |  |                |          | #NAME?                     |                |          | #NAME?          |
| Grants   |                                       |  |                |          |                            |                |          |                 |
| Charter School Program (CSP) Planning & Implementation       |                                       |  |                |          | #NAME?                     |                |          | #NAME?          |
| Other  |                                       |  |                |          | #NAME?                     |                |          | #NAME?          |
| Other  |                                       |  | 10,574         |          | #NAME?                     | 10,574         |          | #NAME?          |
| TOTAL REVENUE FROM FEDERAL SOURCES                           |                                       | -  | 40,147         | -        | #NAME?                     | 40,147         | -        | #NAME?          |
| LOCAL and OTHER REVENUE                                      |                                       |  |                |          |                            |                |          |                 |
| Contributions and Donations                                  |                                       |  |                |          | #NAME?                     |                |          | #NAME?          |
| Fundraising  |                                       |  |                |          | #NAME?                     |                |          | #NAME?          |
| Erate Reimbursement  |                                       |  |                |          | #NAME?                     |                |          | #NAME?          |
| Earnings on Investments                                      |                                       |  |                |          | #NAME?                     |                |          | #NAME?          |
| Interest Income  |                                       |  |                |          | #NAME?                     |                |          | #NAME?          |
| Food Service (Income from meals)                             |                                       |  |                |          | #NAME?                     |                |          | #NAME?          |
| Text Book  |                                       |  |                |          | #NAME?                     |                |          | #NAME?          |
| OTHER  |                                       |  |                |          | #NAME?                     |                |          | #NAME?          |
| TOTAL REVENUE FROM LOCAL and OTHER SOURCES                   |                                       | -  | -              | -        | #NAME?                     | -              | -        | #NAME?          |
| TOTAL REVENUE  |                                       | -  | #NAME?         | #NAME?   | #NAME?                     | #NAME?         | #NAME?   | #NAME?          |

**OCEAN HILL COLLEGIATE CHARTER SC**  
**Budget / Operating Plan**  
**2016-17**

|   |                       |                          |                |          |                            |                |          |                            |         |
|---|-----------------------|--------------------------|----------------|----------|----------------------------|----------------|----------|----------------------------|---------|
| Total Revenue                               | -                     | #NAME?                   | #NAME?         | #NAME?   | #NAME?                     | #NAME?         | #NAME?   | #NAME?                     |         |
| Total Expenses                              | -                     | 1,293,224                | #NAME?         | #NAME?   | 1,293,224                  | #NAME?         | #NAME?   | 1,293,224                  |         |
| Net Income                                  | -                     | #NAME?                   | #NAME?         | #NAME?   | #NAME?                     | #NAME?         | #NAME?   | #NAME?                     |         |
| Actual Student Enrollment                   | -                     | 336                      | -              | -        | 336                        | -              | -        | 336                        |         |
|   | Prior Year Actual     | 1st Quarter - 7/1 - 9/30 |                |          | 2nd Quarter - 10/1 - 12/31 |                |          | 3rd Quarter - 10/1 - 12/31 |         |
|   | Err:508               | Original Budget          | Revised Budget | Variance | Original Budget            | Revised Budget | Variance | Original Budget            |         |
| EXPENSES                                    |                       |                          |                |          |                            |                |          |                            |         |
| ADMINISTRATIVE STAFF PERSONNEL COSTS        | Avg. No. of Positions |                          |                |          |                            |                |          |                            |         |
| Executive Management                        | -                     |                          |                | #NAME?   |                            |                | #NAME?   |                            |         |
| Instructional Management                    | 1.00                  | 34,153                   |                | #NAME?   | 34,153                     |                | #NAME?   | 34,153                     |         |
| Deans, Directors & Coordinators             | 5.00                  | 116,377                  |                | #NAME?   | 116,377                    |                | #NAME?   | 116,377                    |         |
| CFO / Director of Finance                   | -                     |                          |                | #NAME?   |                            |                | #NAME?   |                            |         |
| Operation / Business Manager                | -                     |                          |                | #NAME?   |                            |                | #NAME?   |                            |         |
| Administrative Staff                        | 3.00                  | 39,500                   |                | #NAME?   | 39,500                     |                | #NAME?   | 39,500                     |         |
| TOTAL ADMINISTRATIVE STAFF                  | 9.00                  | -                        | 190,030        | -        | #NAME?                     | 190,030        | -        | #NAME?                     | 190,030 |
| INSTRUCTIONAL PERSONNEL COSTS               |                       |                          |                |          |                            |                |          |                            |         |
| Teachers - Regular                          | 21.85                 | 408,874                  |                | #NAME?   | 408,874                    |                | #NAME?   | 408,874                    |         |
| Teachers - SPED                             | 4.00                  | 70,815                   |                | #NAME?   | 70,815                     |                | #NAME?   | 70,815                     |         |
| Substitute Teachers                         | -                     |                          |                | #NAME?   |                            |                | #NAME?   |                            |         |
| Teaching Assistants                         | 1.00                  | 14,026                   |                | #NAME?   | 14,026                     |                | #NAME?   | 14,026                     |         |
| Specialty Teachers                          | 0.80                  | 13,602                   |                | #NAME?   | 13,602                     |                | #NAME?   | 13,602                     |         |
| Aides                                       | -                     |                          |                | #NAME?   |                            |                | #NAME?   |                            |         |
| Therapists & Counselors                     | 1.00                  | 19,619                   |                | #NAME?   | 19,619                     |                | #NAME?   | 19,619                     |         |
| Other                                       | -                     | 42,286                   |                | #NAME?   | 42,286                     |                | #NAME?   | 42,286                     |         |
| TOTAL INSTRUCTIONAL                         | 28.65                 | -                        | 569,222        | -        | #NAME?                     | 569,222        | -        | #NAME?                     | 569,222 |
| NON-INSTRUCTIONAL PERSONNEL COSTS           |                       |                          |                |          |                            |                |          |                            |         |
| Nurse                                       | -                     |                          |                | #NAME?   |                            |                | #NAME?   |                            |         |
| Librarian                                   | -                     |                          |                | #NAME?   |                            |                | #NAME?   |                            |         |
| Custodian                                   | -                     |                          |                | #NAME?   |                            |                | #NAME?   |                            |         |
| Security                                    | -                     |                          |                | #NAME?   |                            |                | #NAME?   |                            |         |
| Other                                       | -                     | 16,625                   |                | #NAME?   | 16,625                     |                | #NAME?   | 16,625                     |         |
| TOTAL NON-INSTRUCTIONAL                     | -                     | -                        | 16,625         | -        | #NAME?                     | 16,625         | -        | #NAME?                     | 16,625  |
| SUBTOTAL PERSONNEL SERVICE COSTS            | 37.65                 | -                        | 775,876        | -        | #NAME?                     | 775,876        | -        | #NAME?                     | 775,876 |
| PAYROLL TAXES AND BENEFITS                  |                       |                          |                |          |                            |                |          |                            |         |
| Payroll Taxes                               |                       | 60,605                   |                | #NAME?   | 60,605                     |                | #NAME?   | 60,605                     |         |
| Fringe / Employee Benefits                  |                       | 64,475                   |                | #NAME?   | 64,475                     |                | #NAME?   | 64,475                     |         |
| Retirement / Pension                        |                       | 22,778                   |                | #NAME?   | 22,778                     |                | #NAME?   | 22,778                     |         |
| TOTAL PAYROLL TAXES AND BENEFITS            | -                     | -                        | 147,857        | -        | #NAME?                     | 147,857        | -        | #NAME?                     | 147,857 |
| TOTAL PERSONNEL SERVICE COSTS               | 37.65                 | -                        | 923,733        | -        | #NAME?                     | 923,733        | -        | #NAME?                     | 923,733 |
| CONTRACTED SERVICES                         |                       |                          |                |          |                            |                |          |                            |         |
| Accounting / Audit                          |                       | 1,250                    |                | #NAME?   | 1,250                      |                | #NAME?   | 1,250                      |         |
| Legal                                       |                       | 1,000                    |                | #NAME?   | 1,000                      |                | #NAME?   | 1,000                      |         |
| Management Company Fee                      |                       | 106,394                  |                | #NAME?   | 106,394                    |                | #NAME?   | 106,394                    |         |
| Nurse Services                              |                       | 50                       |                | #NAME?   | 50                         |                | #NAME?   | 50                         |         |
| Food Service / School Lunch                 |                       |                          |                | #NAME?   |                            |                | #NAME?   |                            |         |
| Payroll Services                            |                       |                          |                | #NAME?   |                            |                | #NAME?   |                            |         |
| Special Ed Services                         |                       |                          |                | #NAME?   |                            |                | #NAME?   |                            |         |
| Titlement Services (i.e. Title I)           |                       |                          |                | #NAME?   |                            |                | #NAME?   |                            |         |
| Other Purchased / Professional / Consulting |                       | 58,073                   |                | #NAME?   | 58,073                     |                | #NAME?   | 58,073                     |         |
| TOTAL CONTRACTED SERVICES                   | -                     | -                        | 166,766        | -        | #NAME?                     | 166,766        | -        | #NAME?                     | 166,766 |



**OCEAN HILL COLLEGIATE CHARTER SC**  
**Budget / Operating Plan**  
**2016-17**

|   |                   |                          |                |          |                            |                |          |                 |
|---|-------------------|--------------------------|----------------|----------|----------------------------|----------------|----------|-----------------|
| Total Revenue   | -                 | #NAME?                   | #NAME?         | #NAME?   | #NAME?                     | #NAME?         | #NAME?   | #NAME?          |
| Total Expenses  | -                 | 1,293,224                | #NAME?         | #NAME?   | 1,293,224                  | #NAME?         | #NAME?   | 1,293,224       |
| Net Income  | -                 | #NAME?                   | #NAME?         | #NAME?   | #NAME?                     | #NAME?         | #NAME?   | #NAME?          |
| Actual Student Enrollment                                   | -                 | 336                      | -              | -        | 336                        | -              | -        | 336             |
|   | Prior Year Actual | 1st Quarter - 7/1 - 9/30 |                |          | 2nd Quarter - 10/1 - 12/31 |                |          | 3rd Q           |
|   | Err:508           | Original Budget          | Revised Budget | Variance | Original Budget            | Revised Budget | Variance | Original Budget |
| ENROLLMENT - *School Districts Are Linked To Above Entries* |                   |                          |                |          |                            |                |          |                 |
| Number of Districts:  | -                 | 1                        | -              | -        | 1                          | -              | -        | 1               |
| NYC CHANCELLOR'S OFFICE                                     | -                 | 336                      | -              | -        | 336                        | -              | -        | 336             |
| -   | -                 | -                        | -              | -        | -                          | -              | -        | -               |
| -   | -                 | -                        | -              | -        | -                          | -              | -        | -               |
| -   | -                 | -                        | -              | -        | -                          | -              | -        | -               |
| -   | -                 | -                        | -              | -        | -                          | -              | -        | -               |
| -   | -                 | -                        | -              | -        | -                          | -              | -        | -               |
| -   | -                 | -                        | -              | -        | -                          | -              | -        | -               |
| -   | -                 | -                        | -              | -        | -                          | -              | -        | -               |
| -   | -                 | -                        | -              | -        | -                          | -              | -        | -               |
| -   | -                 | -                        | -              | -        | -                          | -              | -        | -               |
| -   | -                 | -                        | -              | -        | -                          | -              | -        | -               |
| -   | -                 | -                        | -              | -        | -                          | -              | -        | -               |
| -   | -                 | -                        | -              | -        | -                          | -              | -        | -               |
| -   | -                 | -                        | -              | -        | -                          | -              | -        | -               |
| -   | -                 | -                        | -              | -        | -                          | -              | -        | -               |
| ALL OTHER School Districts: ( Weighted Avg )                | -                 | -                        | -              | -        | -                          | -              | -        | -               |
| TOTAL ENROLLMENT  | -                 | 336                      | -              | -        | 336                        | -              | -        | 336             |
| REVENUE PER PUPIL   | -                 | #NAME?                   | -              | #NAME?   | #NAME?                     | -              | #NAME?   | #NAME?          |
| EXPENSES PER PUPIL  | -                 | 3,849                    | -              | #NAME?   | 3,849                      | -              | #NAME?   | 3,849           |

|  |                |  |          |                          |                |          |
|--|----------------|--|----------|--------------------------|----------------|----------|
|  |                | HOOL   |          |                          |                |          |
| Total Revenue  |                | #NAME?   | #NAME?   | #NAME?                   | #NAME?         | #NAME?   |
| Total Expenses   |                | #NAME?   | #NAME?   | 1,293,224                | #NAME?         | #NAME?   |
| Net Income   |                | #NAME?   | #NAME?   | #NAME?                   | #NAME?         | #NAME?   |
| Actual Student Enrollment                                    |                | -  | -        | 336                      | -              | -        |
|  |                | Quarter - 1/1 - 3/31   |          | 4th Quarter - 4/1 - 6/30 |                |          |
|  |                | Revised Budget   | Variance | Original Budget          | Revised Budget | Variance |
| REVENUE  |                | If the 'REVISED' Column(s) COMPLETELY BLANK, the selected quarter(s) must be completed on tabs 2, 3 and 4. |          |                          |                |          |
| REVENUES FROM STATE SOURCES                                  |                |  |          |                          |                |          |
| Per Pupil Revenue  | 2016-17        |  |          |                          |                |          |
| NYC CHANCELLOR'S OFFICE                                      | Per Pupil Rate | 25.0%  | 25.0%    | 25.0%                    |                |          |
| -  | #NAME?         | #NAME?   | #NAME?   | #NAME?                   | #NAME?         | #NAME?   |
| -  | #N/A           | #N/A   | #NAME?   | #N/A                     | #N/A           | #NAME?   |
| -  | #N/A           | #N/A   | #NAME?   | #N/A                     | #N/A           | #NAME?   |
| -  | #N/A           | #N/A   | #NAME?   | #N/A                     | #N/A           | #NAME?   |
| -  | #N/A           | #N/A   | #NAME?   | #N/A                     | #N/A           | #NAME?   |
| -  | #N/A           | #N/A   | #NAME?   | #N/A                     | #N/A           | #NAME?   |
| -  | #N/A           | #N/A   | #NAME?   | #N/A                     | #N/A           | #NAME?   |
| -  | #N/A           | #N/A   | #NAME?   | #N/A                     | #N/A           | #NAME?   |
| -  | #N/A           | #N/A   | #NAME?   | #N/A                     | #N/A           | #NAME?   |
| -  | #N/A           | #N/A   | #NAME?   | #N/A                     | #N/A           | #NAME?   |
| -  | #N/A           | #N/A   | #NAME?   | #N/A                     | #N/A           | #NAME?   |
| -  | #N/A           | #N/A   | #NAME?   | #N/A                     | #N/A           | #NAME?   |
| -  | #N/A           | #N/A   | #NAME?   | #N/A                     | #N/A           | #NAME?   |
| -  | #N/A           | #N/A   | #NAME?   | #N/A                     | #N/A           | #NAME?   |
| -  | #N/A           | #N/A   | #NAME?   | #N/A                     | #N/A           | #NAME?   |
| -  | #N/A           | #N/A   | #NAME?   | #N/A                     | #N/A           | #NAME?   |
| ALL OTHER School Districts: ( Weighted Avg )                 | #N/A           | #N/A   | #NAME?   | #N/A                     | #N/A           | #NAME?   |
| TOTAL Per Pupil Revenue (Weighted Average Per Pupil Funding) | #NAME?         | #NAME?   | #NAME?   | #NAME?                   | #NAME?         | #NAME?   |
| Special Education Revenue                                    |                |  | #NAME?   | 122,083                  |                | #NAME?   |
| Grants   |                |  |          |                          |                |          |
| Stimulus   |                |  | #NAME?   |                          |                | #NAME?   |
| DYCD (Department of Youth and Community Development)         |                |  | #NAME?   |                          |                | #NAME?   |
| Other  |                |  | #NAME?   |                          |                | #NAME?   |
| Other  |                |  | #NAME?   |                          |                | #NAME?   |
| TOTAL REVENUE FROM STATE SOURCES                             |                | #NAME?   | #NAME?   | #NAME?                   | #NAME?         | #NAME?   |
| REVENUE FROM FEDERAL FUNDING                                 |                |  |          |                          |                |          |
| IDEA Special Needs   |                |  | #NAME?   | 5,056                    |                | #NAME?   |
| Title I  |                |  | #NAME?   | 23,483                   |                | #NAME?   |
| Title Funding - Other  |                |  | #NAME?   | 1,034                    |                | #NAME?   |
| School Food Service (Free Lunch)                             |                |  | #NAME?   |                          |                | #NAME?   |
| Grants   |                |  |          |                          |                |          |
| Charter School Program (CSP) Planning & Implementation       |                |  | #NAME?   |                          |                | #NAME?   |
| Other  |                |  | #NAME?   |                          |                | #NAME?   |
| Other  |                |  | #NAME?   | 10,574                   |                | #NAME?   |
| TOTAL REVENUE FROM FEDERAL SOURCES                           |                | -  | #NAME?   | 40,147                   | -              | #NAME?   |
| LOCAL and OTHER REVENUE                                      |                |  |          |                          |                |          |
| Contributions and Donations                                  |                |  | #NAME?   |                          |                | #NAME?   |
| Fundraising  |                |  | #NAME?   |                          |                | #NAME?   |
| Erate Reimbursement  |                |  | #NAME?   |                          |                | #NAME?   |
| Earnings on Investments                                      |                |  | #NAME?   |                          |                | #NAME?   |
| Interest Income  |                |  | #NAME?   |                          |                | #NAME?   |
| Food Service (Income from meals)                             |                |  | #NAME?   |                          |                | #NAME?   |
| Text Book  |                |  | #NAME?   |                          |                | #NAME?   |
| OTHER  |                |  | #NAME?   |                          |                | #NAME?   |
| TOTAL REVENUE FROM LOCAL and OTHER SOURCES                   |                | -  | #NAME?   | -                        | -              | #NAME?   |
| TOTAL REVENUE  |                | #NAME?   | #NAME?   | #NAME?                   | #NAME?         | #NAME?   |

|   |                       |                      |          |                          |                |          |
|---|-----------------------|----------------------|----------|--------------------------|----------------|----------|
|   |                       | HOOL                 |          |                          |                |          |
| Total Revenue                               |                       | #NAME?               | #NAME?   | #NAME?                   | #NAME?         | #NAME?   |
| Total Expenses                              |                       | #NAME?               | #NAME?   | 1,293,224                | #NAME?         | #NAME?   |
| Net Income                                  |                       | #NAME?               | #NAME?   | #NAME?                   | #NAME?         | #NAME?   |
| Actual Student Enrollment                   |                       | -                    | -        | 336                      | -              | -        |
|   |                       | Quarter - 1/1 - 3/31 |          | 4th Quarter - 4/1 - 6/30 |                |          |
|   |                       | Revised Budget       | Variance | Original Budget          | Revised Budget | Variance |
| EXPENSES                                    |                       |                      |          |                          |                |          |
| ADMINISTRATIVE STAFF PERSONNEL COSTS        | Avg. No. of Positions |                      |          |                          |                |          |
| Executive Management                        | -                     |                      | #NAME?   |                          |                | #NAME?   |
| Instructional Management                    | 1.00                  |                      | #NAME?   | 34,153                   |                | #NAME?   |
| Deans, Directors & Coordinators             | 5.00                  |                      | #NAME?   | 116,377                  |                | #NAME?   |
| CFO / Director of Finance                   | -                     |                      | #NAME?   |                          |                | #NAME?   |
| Operation / Business Manager                | -                     |                      | #NAME?   |                          |                | #NAME?   |
| Administrative Staff                        | 3.00                  |                      | #NAME?   | 39,500                   |                | #NAME?   |
| TOTAL ADMINISTRATIVE STAFF                  | 9.00                  | -                    | #NAME?   | 190,030                  | -              | #NAME?   |
| INSTRUCTIONAL PERSONNEL COSTS               |                       |                      |          |                          |                |          |
| Teachers - Regular                          | 21.85                 |                      | #NAME?   | 408,874                  |                | #NAME?   |
| Teachers - SPED                             | 4.00                  |                      | #NAME?   | 70,815                   |                | #NAME?   |
| Substitute Teachers                         | -                     |                      | #NAME?   |                          |                | #NAME?   |
| Teaching Assistants                         | 1.00                  |                      | #NAME?   | 14,026                   |                | #NAME?   |
| Specialty Teachers                          | 0.80                  |                      | #NAME?   | 13,602                   |                | #NAME?   |
| Aides                                       | -                     |                      | #NAME?   |                          |                | #NAME?   |
| Therapists & Counselors                     | 1.00                  |                      | #NAME?   | 19,619                   |                | #NAME?   |
| Other                                       | -                     |                      | #NAME?   | 42,286                   |                | #NAME?   |
| TOTAL INSTRUCTIONAL                         | 28.65                 | -                    | #NAME?   | 569,222                  | -              | #NAME?   |
| NON-INSTRUCTIONAL PERSONNEL COSTS           |                       |                      |          |                          |                |          |
| Nurse                                       | -                     |                      | #NAME?   |                          |                | #NAME?   |
| Librarian                                   | -                     |                      | #NAME?   |                          |                | #NAME?   |
| Custodian                                   | -                     |                      | #NAME?   |                          |                | #NAME?   |
| Security                                    | -                     |                      | #NAME?   |                          |                | #NAME?   |
| Other                                       | -                     |                      | #NAME?   | 16,625                   |                | #NAME?   |
| TOTAL NON-INSTRUCTIONAL                     | -                     | -                    | #NAME?   | 16,625                   | -              | #NAME?   |
| SUBTOTAL PERSONNEL SERVICE COSTS            | 37.65                 | -                    | #NAME?   | 775,876                  | -              | #NAME?   |
| PAYROLL TAXES AND BENEFITS                  |                       |                      |          |                          |                |          |
| Payroll Taxes                               |                       |                      | #NAME?   | 60,605                   |                | #NAME?   |
| Fringe / Employee Benefits                  |                       |                      | #NAME?   | 64,475                   |                | #NAME?   |
| Retirement / Pension                        |                       |                      | #NAME?   | 22,778                   |                | #NAME?   |
| TOTAL PAYROLL TAXES AND BENEFITS            |                       | -                    | #NAME?   | 147,857                  | -              | #NAME?   |
| TOTAL PERSONNEL SERVICE COSTS               | 37.65                 | -                    | #NAME?   | 923,733                  | -              | #NAME?   |
| CONTRACTED SERVICES                         |                       |                      |          |                          |                |          |
| Accounting / Audit                          |                       |                      | #NAME?   | 1,250                    |                | #NAME?   |
| Legal                                       |                       |                      | #NAME?   | 1,000                    |                | #NAME?   |
| Management Company Fee                      |                       |                      | #NAME?   | 106,394                  |                | #NAME?   |
| Nurse Services                              |                       |                      | #NAME?   | 50                       |                | #NAME?   |
| Food Service / School Lunch                 |                       |                      | #NAME?   |                          |                | #NAME?   |
| Payroll Services                            |                       |                      | #NAME?   |                          |                | #NAME?   |
| Special Ed Services                         |                       |                      | #NAME?   |                          |                | #NAME?   |
| Titlement Services (i.e. Title I)           |                       |                      | #NAME?   |                          |                | #NAME?   |
| Other Purchased / Professional / Consulting |                       |                      | #NAME?   | 58,073                   |                | #NAME?   |
| TOTAL CONTRACTED SERVICES                   |                       | -                    | #NAME?   | 166,766                  | -              | #NAME?   |

|  |                      |          |                          |                |          |
|--|----------------------|----------|--------------------------|----------------|----------|
|  | HOOL                 |          |                          |                |          |
| Total Revenue  | #NAME?               | #NAME?   | #NAME?                   | #NAME?         | #NAME?   |
| Total Expenses   | #NAME?               | #NAME?   | 1,293,224                | #NAME?         | #NAME?   |
| Net Income   | #NAME?               | #NAME?   | #NAME?                   | #NAME?         | #NAME?   |
| Actual Student Enrollment                                  | -                    | -        | 336                      | -              | -        |
|  | Quarter - 1/1 - 3/31 |          | 4th Quarter - 4/1 - 6/30 |                |          |
|  | Revised Budget       | Variance | Original Budget          | Revised Budget | Variance |
| <b>SCHOOL OPERATIONS</b>                                   |                      |          |                          |                |          |
| Board Expenses   |                      | #NAME?   | 113                      |                | #NAME?   |
| Classroom / Teaching Supplies & Materials                  |                      | #NAME?   | 15,895                   |                | #NAME?   |
| Special Ed Supplies & Materials                            |                      | #NAME?   | 1,250                    |                | #NAME?   |
| Textbooks / Workbooks                                      |                      | #NAME?   |                          |                | #NAME?   |
| Supplies & Materials other                                 |                      | #NAME?   |                          |                | #NAME?   |
| Equipment / Furniture                                      |                      | #NAME?   |                          |                | #NAME?   |
| Telephone  |                      | #NAME?   |                          |                | #NAME?   |
| Technology   |                      | #NAME?   | 47,038                   |                | #NAME?   |
| Student Testing & Assessment                               |                      | #NAME?   | 3,439                    |                | #NAME?   |
| Field Trips  |                      | #NAME?   | 30,800                   |                | #NAME?   |
| Transportation (student)                                   |                      | #NAME?   | 2,250                    |                | #NAME?   |
| Student Services - other                                   |                      | #NAME?   | 750                      |                | #NAME?   |
| Office Expense   |                      | #NAME?   |                          |                | #NAME?   |
| Staff Development  |                      | #NAME?   | 31,941                   |                | #NAME?   |
| Staff Recruitment  |                      | #NAME?   | 1,500                    |                | #NAME?   |
| Student Recruitment / Marketing                            |                      | #NAME?   | 1,776                    |                | #NAME?   |
| School Meals / Lunch                                       |                      | #NAME?   | 5,000                    |                | #NAME?   |
| Travel (Staff)   |                      | #NAME?   |                          |                | #NAME?   |
| Fundraising  |                      | #NAME?   |                          |                | #NAME?   |
| Other  |                      | #NAME?   | 52,771                   |                | #NAME?   |
| TOTAL SCHOOL OPERATIONS                                    | -                    | #NAME?   | 194,523                  | -              | #NAME?   |
| <b>FACILITY OPERATION &amp; MAINTENANCE</b>                |                      |          |                          |                |          |
| Insurance  |                      | #NAME?   |                          |                | #NAME?   |
| Janitorial   |                      | #NAME?   | 500                      |                | #NAME?   |
| Building and Land Rent / Lease / Facility Finance Interest |                      | #NAME?   | 1,500.27                 |                | #NAME?   |
| Repairs & Maintenance                                      |                      | #NAME?   | 1,750                    |                | #NAME?   |
| Equipment / Furniture                                      |                      | #NAME?   | 4,451                    |                | #NAME?   |
| Security   |                      | #NAME?   |                          |                | #NAME?   |
| Utilities  |                      | #NAME?   |                          |                | #NAME?   |
| TOTAL FACILITY OPERATION & MAINTENANCE                     | -                    | #NAME?   | 8,201                    | -              | #NAME?   |
| <b>DEPRECIATION &amp; AMORTIZATION</b>                     |                      | #NAME?   |                          |                | #NAME?   |
| <b>RESERVES / CONTINGENCY</b>                              |                      | #NAME?   |                          |                | #NAME?   |
| <b>TOTAL EXPENSES</b>                                      | -                    | #NAME?   | 1,293,224                | -              | #NAME?   |
| <b>NET INCOME</b>  | #NAME?               | #NAME?   | #NAME?                   | #NAME?         | #NAME?   |



|   |                      |          |                          |                |          |
|---|----------------------|----------|--------------------------|----------------|----------|
|   | HOOL                 |          |                          |                |          |
| Total Revenue   | #NAME?               | #NAME?   | #NAME?                   | #NAME?         | #NAME?   |
| Total Expenses  | #NAME?               | #NAME?   | 1,293,224                | #NAME?         | #NAME?   |
| Net Income  | #NAME?               | #NAME?   | #NAME?                   | #NAME?         | #NAME?   |
| Actual Student Enrollment                                   | -                    | -        | 336                      | -              | -        |
|   | Quarter - 1/1 - 3/31 |          | 4th Quarter - 4/1 - 6/30 |                |          |
|   | Revised Budget       | Variance | Original Budget          | Revised Budget | Variance |
| ENROLLMENT - *School Districts Are Linked To Above Entries* |                      |          |                          |                |          |
| Number of Districts:  | -                    | -        | 1                        | -              | -        |
| NYC CHANCELLOR'S OFFICE                                     | -                    | -        | 336                      | -              | -        |
| -   | -                    | -        | -                        | -              | -        |
| -   | -                    | -        | -                        | -              | -        |
| -   | -                    | -        | -                        | -              | -        |
| -   | -                    | -        | -                        | -              | -        |
| -   | -                    | -        | -                        | -              | -        |
| -   | -                    | -        | -                        | -              | -        |
| -   | -                    | -        | -                        | -              | -        |
| -   | -                    | -        | -                        | -              | -        |
| -   | -                    | -        | -                        | -              | -        |
| -   | -                    | -        | -                        | -              | -        |
| -   | -                    | -        | -                        | -              | -        |
| -   | -                    | -        | -                        | -              | -        |
| -   | -                    | -        | -                        | -              | -        |
| -   | -                    | -        | -                        | -              | -        |
| ALL OTHER School Districts: ( Weighted Avg )                | -                    | -        | -                        | -              | -        |
| TOTAL ENROLLMENT  | -                    | -        | 336                      | -              | -        |
| REVENUE PER PUPIL   |                      |          |                          |                |          |
|   | -                    | #NAME?   | #NAME?                   | -              | #NAME?   |
| EXPENSES PER PUPIL  |                      |          |                          |                |          |
|   | -                    | #NAME?   | 3,849                    | -              | #NAME?   |

|  |                           | OCEAN HILL COLLEGIATE C<br>Budget / Operating Plan<br>2016-17 |                |          |                               |                              |
|--|---------------------------|---|----------------|----------|-------------------------------|------------------------------|
| Total Revenue  |                           | #NAME?  | #NAME?         | #NAME?   | #NAME?                        | #NAME?                       |
| Total Expenses   |                           | 5,172,897   | #NAME?         | #NAME?   | (5,172,897)                   | #NAME?                       |
| Net Income   |                           | #NAME?  | #NAME?         | #NAME?   | #NAME?                        | #NAME?                       |
| Actual Student Enrollment                                    |                           |   |                |          |                               |                              |
|  |                           | Total Year  |                |          | VARIANCE                      |                              |
|  |                           | Original Budget   | Revised Budget | Variance | Original Budget vs. PY Budget | Revised Budget vs. PY Budget |
| <b>REVENUE</b>   |                           |   |                |          |                               |                              |
| <b>REVENUES FROM STATE SOURCES</b>                           |                           |   |                |          |                               |                              |
| Per Pupil Revenue  | 2016-17<br>Per Pupil Rate |   |                |          |                               |                              |
| NYC CHANCELLOR'S OFFICE                                      | #NAME?                    | #NAME?  | #NAME?         | #NAME?   | #NAME?                        | #NAME?                       |
| -  | #N/A                      | #N/A  | #NAME?         | #NAME?   | #N/A                          | #NAME?                       |
| -  | #N/A                      | #N/A  | #NAME?         | #NAME?   | #N/A                          | #NAME?                       |
| -  | #N/A                      | #N/A  | #NAME?         | #NAME?   | #N/A                          | #NAME?                       |
| -  | #N/A                      | #N/A  | #NAME?         | #NAME?   | #N/A                          | #NAME?                       |
| -  | #N/A                      | #N/A  | #NAME?         | #NAME?   | #N/A                          | #NAME?                       |
| -  | #N/A                      | #N/A  | #NAME?         | #NAME?   | #N/A                          | #NAME?                       |
| -  | #N/A                      | #N/A  | #NAME?         | #NAME?   | #N/A                          | #NAME?                       |
| -  | #N/A                      | #N/A  | #NAME?         | #NAME?   | #N/A                          | #NAME?                       |
| -  | #N/A                      | #N/A  | #NAME?         | #NAME?   | #N/A                          | #NAME?                       |
| -  | #N/A                      | #N/A  | #NAME?         | #NAME?   | #N/A                          | #NAME?                       |
| -  | #N/A                      | #N/A  | #NAME?         | #NAME?   | #N/A                          | #NAME?                       |
| -  | #N/A                      | #N/A  | #NAME?         | #NAME?   | #N/A                          | #NAME?                       |
| -  | #N/A                      | #N/A  | #NAME?         | #NAME?   | #N/A                          | #NAME?                       |
| -  | #N/A                      | #N/A  | #NAME?         | #NAME?   | #N/A                          | #NAME?                       |
| ALL OTHER School Districts: ( Weighted Avg )                 | #N/A                      | #N/A  | #NAME?         | #NAME?   | #N/A                          | #NAME?                       |
| TOTAL Per Pupil Revenue (Weighted Average Per Pupil Funding) | #NAME?                    | #NAME?  | #NAME?         | #NAME?   | #NAME?                        | #NAME?                       |
| Special Education Revenue                                    |                           | 488,330   | #NAME?         | #NAME?   | 488,330                       | #NAME?                       |
| Grants   |                           |   |                |          |                               |                              |
| Stimulus   |                           | -   | #NAME?         | #NAME?   | -                             | #NAME?                       |
| DYCD (Department of Youth and Community Development)         |                           | -   | #NAME?         | #NAME?   | -                             | #NAME?                       |
| Other  |                           | -   | #NAME?         | #NAME?   | -                             | #NAME?                       |
| Other  |                           | -   | #NAME?         | #NAME?   | -                             | #NAME?                       |
| TOTAL REVENUE FROM STATE SOURCES                             |                           | #NAME?  | #NAME?         | #NAME?   | #NAME?                        | #NAME?                       |
| <b>REVENUE FROM FEDERAL FUNDING</b>                          |                           |   |                |          |                               |                              |
| IDEA Special Needs   |                           | 20,223  | #NAME?         | #NAME?   | 20,223                        | #NAME?                       |
| Title I  |                           | 93,933  | #NAME?         | #NAME?   | 93,933                        | #NAME?                       |
| Title Funding - Other  |                           | 4,135   | #NAME?         | #NAME?   | 4,135                         | #NAME?                       |
| School Food Service (Free Lunch)                             |                           | -   | #NAME?         | #NAME?   | -                             | #NAME?                       |
| Grants   |                           |   |                |          |                               |                              |
| Charter School Program (CSP) Planning & Implementation       |                           | -   | #NAME?         | #NAME?   | -                             | #NAME?                       |
| Other  |                           | -   | #NAME?         | #NAME?   | -                             | #NAME?                       |
| Other  |                           | 42,297  | #NAME?         | #NAME?   | 42,297                        | #NAME?                       |
| TOTAL REVENUE FROM FEDERAL SOURCES                           |                           | 160,588   | #NAME?         | #NAME?   | 160,588                       | #NAME?                       |
| <b>LOCAL and OTHER REVENUE</b>                               |                           |   |                |          |                               |                              |
| Contributions and Donations                                  |                           | -   | #NAME?         | #NAME?   | -                             | #NAME?                       |
| Fundraising  |                           | -   | #NAME?         | #NAME?   | -                             | #NAME?                       |
| Erate Reimbursement  |                           | -   | #NAME?         | #NAME?   | -                             | #NAME?                       |
| Earnings on Investments                                      |                           | -   | #NAME?         | #NAME?   | -                             | #NAME?                       |
| Interest Income  |                           | -   | #NAME?         | #NAME?   | -                             | #NAME?                       |
| Food Service (Income from meals)                             |                           | -   | #NAME?         | #NAME?   | -                             | #NAME?                       |
| Text Book  |                           | -   | #NAME?         | #NAME?   | -                             | #NAME?                       |
| OTHER  |                           | -   | #NAME?         | #NAME?   | -                             | #NAME?                       |
| TOTAL REVENUE FROM LOCAL and OTHER SOURCES                   |                           | -   | #NAME?         | #NAME?   | -                             | #NAME?                       |
| <b>TOTAL REVENUE</b>   |                           | #NAME?  | #NAME?         | #NAME?   | #NAME?                        | #NAME?                       |

| OCEAN HILL COLLEGIATE C                     |                       |           |                               |                              |
|---|-----------------------|-----------|-------------------------------|------------------------------|
| Budget / Operating Plan                     |                       |           |                               |                              |
| 2016-17                                     |                       |           |                               |                              |
| Total Revenue                               | #NAME?                | #NAME?    | #NAME?                        | #NAME?                       |
| Total Expenses                              | 5,172,897             | #NAME?    | #NAME?                        | (5,172,897)                  |
| Net Income                                  | #NAME?                | #NAME?    | #NAME?                        | #NAME?                       |
| Actual Student Enrollment                   |                       |           |                               |                              |
| Total Year                                  |                       |           | VARIANCE                      |                              |
| Original Budget                             | Revised Budget        | Variance  | Original Budget vs. PY Budget | Revised Budget vs. PY Budget |
| <b>EXPENSES</b>                             |                       |           |                               |                              |
| <b>ADMINISTRATIVE STAFF PERSONNEL COSTS</b> | Avg. No. of Positions |           |                               |                              |
| Executive Management                        | -                     | -         | #NAME?                        | #NAME?                       |
| Instructional Management                    | 1.00                  | 136,611   | #NAME?                        | #NAME?                       |
| Deans, Directors & Coordinators             | 5.00                  | 465,507   | #NAME?                        | #NAME?                       |
| CFO / Director of Finance                   | -                     | -         | #NAME?                        | #NAME?                       |
| Operation / Business Manager                | -                     | -         | #NAME?                        | #NAME?                       |
| Administrative Staff                        | 3.00                  | 158,000   | #NAME?                        | #NAME?                       |
| TOTAL ADMINISTRATIVE STAFF                  | 9.00                  | 760,118   | #NAME?                        | #NAME?                       |
| <b>INSTRUCTIONAL PERSONNEL COSTS</b>        |                       |           |                               |                              |
| Teachers - Regular                          | 21.85                 | 1,635,496 | #NAME?                        | #NAME?                       |
| Teachers - SPED                             | 4.00                  | 283,260   | #NAME?                        | #NAME?                       |
| Substitute Teachers                         | -                     | -         | #NAME?                        | #NAME?                       |
| Teaching Assistants                         | 1.00                  | 56,102    | #NAME?                        | #NAME?                       |
| Specialty Teachers                          | 0.80                  | 54,410    | #NAME?                        | #NAME?                       |
| Aides                                       | -                     | -         | #NAME?                        | #NAME?                       |
| Therapists & Counselors                     | 1.00                  | 78,477    | #NAME?                        | #NAME?                       |
| Other                                       | -                     | 169,142   | #NAME?                        | #NAME?                       |
| TOTAL INSTRUCTIONAL                         | 28.65                 | 2,276,886 | #NAME?                        | #NAME?                       |
| <b>NON-INSTRUCTIONAL PERSONNEL COSTS</b>    |                       |           |                               |                              |
| Nurse                                       | -                     | -         | #NAME?                        | #NAME?                       |
| Librarian                                   | -                     | -         | #NAME?                        | #NAME?                       |
| Custodian                                   | -                     | -         | #NAME?                        | #NAME?                       |
| Security                                    | -                     | -         | #NAME?                        | #NAME?                       |
| Other                                       | -                     | 66,500    | #NAME?                        | #NAME?                       |
| TOTAL NON-INSTRUCTIONAL                     | -                     | 66,500    | #NAME?                        | #NAME?                       |
| <b>SUBTOTAL PERSONNEL SERVICE COSTS</b>     | 37.65                 | 3,103,504 | #NAME?                        | #NAME?                       |
| <b>PAYROLL TAXES AND BENEFITS</b>           |                       |           |                               |                              |
| Payroll Taxes                               |                       | 242,418   | #NAME?                        | #NAME?                       |
| Fringe / Employee Benefits                  |                       | 257,900   | #NAME?                        | #NAME?                       |
| Retirement / Pension                        |                       | 91,110    | #NAME?                        | #NAME?                       |
| TOTAL PAYROLL TAXES AND BENEFITS            |                       | 591,428   | #NAME?                        | #NAME?                       |
| <b>TOTAL PERSONNEL SERVICE COSTS</b>        | 37.65                 | 3,694,933 | #NAME?                        | #NAME?                       |
| <b>CONTRACTED SERVICES</b>                  |                       |           |                               |                              |
| Accounting / Audit                          |                       | 5,000     | #NAME?                        | #NAME?                       |
| Legal                                       |                       | 4,000     | #NAME?                        | #NAME?                       |
| Management Company Fee                      |                       | 425,575   | #NAME?                        | #NAME?                       |
| Nurse Services                              |                       | 200       | #NAME?                        | #NAME?                       |
| Food Service / School Lunch                 |                       | -         | #NAME?                        | #NAME?                       |
| Payroll Services                            |                       | -         | #NAME?                        | #NAME?                       |
| Special Ed Services                         |                       | -         | #NAME?                        | #NAME?                       |
| Titlement Services (i.e. Title I)           |                       | -         | #NAME?                        | #NAME?                       |
| Other Purchased / Professional / Consulting |                       | 232,290   | #NAME?                        | #NAME?                       |
| TOTAL CONTRACTED SERVICES                   |                       | 667,066   | #NAME?                        | #NAME?                       |

| OCEAN HILL COLLEGIATE C                                    |                  |                |               |                               |                              |
|--|------------------|----------------|---------------|-------------------------------|------------------------------|
| Budget / Operating Plan                                    |                  |                |               |                               |                              |
| 2016-17  |                  |                |               |                               |                              |
| Total Revenue  | #NAME?           | #NAME?         | #NAME?        | #NAME?                        | #NAME?                       |
| Total Expenses   | 5,172,897        | #NAME?         | #NAME?        | (5,172,897)                   | #NAME?                       |
| Net Income   | #NAME?           | #NAME?         | #NAME?        | #NAME?                        | #NAME?                       |
| Actual Student Enrollment                                  |                  |                |               |                               |                              |
|  | Total Year       |                |               | VARIANCE                      |                              |
|  | Original Budget  | Revised Budget | Variance      | Original Budget vs. PY Budget | Revised Budget vs. PY Budget |
| <b>SCHOOL OPERATIONS</b>                                   |                  |                |               |                               |                              |
| Board Expenses   | 452              | #NAME?         | #NAME?        | (452)                         | #NAME?                       |
| Classroom / Teaching Supplies & Materials                  | 63,580           | #NAME?         | #NAME?        | (63,580)                      | #NAME?                       |
| Special Ed Supplies & Materials                            | 5,000            | #NAME?         | #NAME?        | (5,000)                       | #NAME?                       |
| Textbooks / Workbooks                                      | -                | #NAME?         | #NAME?        | -                             | #NAME?                       |
| Supplies & Materials other                                 | -                | #NAME?         | #NAME?        | -                             | #NAME?                       |
| Equipment / Furniture                                      | -                | #NAME?         | #NAME?        | -                             | #NAME?                       |
| Telephone  | -                | #NAME?         | #NAME?        | -                             | #NAME?                       |
| Technology   | 188,150          | #NAME?         | #NAME?        | (188,150)                     | #NAME?                       |
| Student Testing & Assessment                               | 13,755           | #NAME?         | #NAME?        | (13,755)                      | #NAME?                       |
| Field Trips  | 123,200          | #NAME?         | #NAME?        | (123,200)                     | #NAME?                       |
| Transportation (student)                                   | 9,000            | #NAME?         | #NAME?        | (9,000)                       | #NAME?                       |
| Student Services - other                                   | 3,000            | #NAME?         | #NAME?        | (3,000)                       | #NAME?                       |
| Office Expense   | -                | #NAME?         | #NAME?        | -                             | #NAME?                       |
| Staff Development  | 127,765          | #NAME?         | #NAME?        | (127,765)                     | #NAME?                       |
| Staff Recruitment  | 6,000            | #NAME?         | #NAME?        | (6,000)                       | #NAME?                       |
| Student Recruitment / Marketing                            | 7,105            | #NAME?         | #NAME?        | (7,105)                       | #NAME?                       |
| School Meals / Lunch                                       | 20,000           | #NAME?         | #NAME?        | (20,000)                      | #NAME?                       |
| Travel (Staff)   | -                | #NAME?         | #NAME?        | -                             | #NAME?                       |
| Fundraising  | -                | #NAME?         | #NAME?        | -                             | #NAME?                       |
| Other  | 211,085          | #NAME?         | #NAME?        | (211,085)                     | #NAME?                       |
| TOTAL SCHOOL OPERATIONS                                    | 778,093          | #NAME?         | #NAME?        | (778,093)                     | #NAME?                       |
| <b>FACILITY OPERATION &amp; MAINTENANCE</b>                |                  |                |               |                               |                              |
| Insurance  | -                | #NAME?         | #NAME?        | -                             | #NAME?                       |
| Janitorial   | 2,000            | #NAME?         | #NAME?        | (2,000)                       | #NAME?                       |
| Building and Land Rent / Lease / Facility Finance Interest | 6,001            | #NAME?         | #NAME?        | (6,001)                       | #NAME?                       |
| Repairs & Maintenance                                      | 7,000            | #NAME?         | #NAME?        | (7,000)                       | #NAME?                       |
| Equipment / Furniture                                      | 17,804           | #NAME?         | #NAME?        | (17,804)                      | #NAME?                       |
| Security   | -                | #NAME?         | #NAME?        | -                             | #NAME?                       |
| Utilities  | -                | #NAME?         | #NAME?        | -                             | #NAME?                       |
| TOTAL FACILITY OPERATION & MAINTENANCE                     | 32,805           | #NAME?         | #NAME?        | (32,805)                      | #NAME?                       |
| <b>DEPRECIATION &amp; AMORTIZATION</b>                     | -                | #NAME?         | #NAME?        | -                             | #NAME?                       |
| <b>RESERVES / CONTINGENCY</b>                              | -                | #NAME?         | #NAME?        | -                             | #NAME?                       |
| <b>TOTAL EXPENSES</b>                                      | <b>5,172,897</b> | <b>#NAME?</b>  | <b>#NAME?</b> | <b>(5,172,897)</b>            | <b>#NAME?</b>                |
| <b>NET INCOME</b>  | <b>#NAME?</b>    | <b>#NAME?</b>  | <b>#NAME?</b> | <b>#NAME?</b>                 | <b>#NAME?</b>                |

|   |           |                         |                |             |                               |                              |
|---|-----------|-------------------------|----------------|-------------|-------------------------------|------------------------------|
|   |           | OCEAN HILL COLLEGIATE C |                |             |                               |                              |
|   |           | Budget / Operating Plan |                |             |                               |                              |
|   |           | 2016-17                 |                |             |                               |                              |
| Total Revenue   | #NAME?    | #NAME?                  | #NAME?         | #NAME?      | #NAME?                        |                              |
| Total Expenses  | 5,172,897 | #NAME?                  | #NAME?         | (5,172,897) | #NAME?                        |                              |
| Net Income  | #NAME?    | #NAME?                  | #NAME?         | #NAME?      | #NAME?                        |                              |
| Actual Student Enrollment                                   |           |                         |                |             |                               |                              |
|   |           | Total Year              |                |             | VARIANCE                      |                              |
|   |           | Original Budget         | Revised Budget | Variance    | Original Budget vs. PY Budget | Revised Budget vs. PY Budget |
| ENROLLMENT - *School Districts Are Linked To Above Entries* |           |                         |                |             |                               |                              |
| Number of Districts:  |           |                         |                |             |                               |                              |
| NYC CHANCELLOR'S OFFICE                                     |           |                         |                |             |                               |                              |
| -   |           |                         |                |             |                               |                              |
| -   |           |                         |                |             |                               |                              |
| -   |           |                         |                |             |                               |                              |
| -   |           |                         |                |             |                               |                              |
| -   |           |                         |                |             |                               |                              |
| -   |           |                         |                |             |                               |                              |
| -   |           |                         |                |             |                               |                              |
| -   |           |                         |                |             |                               |                              |
| -   |           |                         |                |             |                               |                              |
| -   |           |                         |                |             |                               |                              |
| -   |           |                         |                |             |                               |                              |
| ALL OTHER School Districts: ( Weighted Avg )                |           |                         |                |             |                               |                              |
| TOTAL ENROLLMENT  |           |                         |                |             |                               |                              |
| REVENUE PER PUPIL   |           |                         |                |             |                               |                              |
| EXPENSES PER PUPIL  |           |                         |                |             |                               |                              |

|  |  |                                   |  |
|--|--|-----------------------------------|--|
|  |  | HARTER SCHOOL                     |  |
| <b>Total Revenue</b><br><b>Total Expenses</b><br><b>Net Income</b><br><b>Actual Student Enrollment</b> |  | <b>DESCRIPTION OF ASSUMPTIONS</b> |  |
|  |  |                                   |  |
| <b>REVENUE</b>   |  |                                   |  |
| <b>REVENUES FROM STATE SOURCES</b>   |  | 2016-17<br>Per Pupil Rate         |  |
| <b>Per Pupil Revenue</b>   |  |                                   |  |
| NYC CHANCELLOR'S OFFICE  |  | #NAME?                            |  |
| -  |  | #N/A                              |  |
| -  |  | #N/A                              |  |
| -  |  | #N/A                              |  |
| -  |  | #N/A                              |  |
| -  |  | #N/A                              |  |
| -  |  | #N/A                              |  |
| -  |  | #N/A                              |  |
| -  |  | #N/A                              |  |
| -  |  | #N/A                              |  |
| -  |  | #N/A                              |  |
| -  |  | #N/A                              |  |
| -  |  | #N/A                              |  |
| -  |  | #N/A                              |  |
| -  |  | #N/A                              |  |
| ALL OTHER School Districts: ( Weighted Avg )   |  | #N/A                              |  |
| TOTAL Per Pupil Revenue (Weighted Average Per Pupil Funding)   |  | #NAME?                            |  |
| Special Education Revenue  |  |                                   |  |
| Grants   |  |                                   |  |
| Stimulus   |  |                                   |  |
| DYCD (Department of Youth and Community Development)   |  |                                   |  |
| Other  |  |                                   |  |
| Other  |  |                                   |  |
| TOTAL REVENUE FROM STATE SOURCES   |  |                                   |  |
| <b>REVENUE FROM FEDERAL FUNDING</b>  |  |                                   |  |
| IDEA Special Needs   |  |                                   |  |
| Title I  |  |                                   |  |
| Title Funding - Other  |  |                                   |  |
| School Food Service (Free Lunch)   |  |                                   |  |
| Grants   |  |                                   |  |
| Charter School Program (CSP) Planning & Implementation   |  |                                   |  |
| Other  |  |                                   |  |
| Other  |  |                                   |  |
| TOTAL REVENUE FROM FEDERAL SOURCES   |  |                                   |  |
| <b>LOCAL and OTHER REVENUE</b>   |  |                                   |  |
| Contributions and Donations  |  |                                   |  |
| Fundraising  |  |                                   |  |
| Erate Reimbursement  |  |                                   |  |
| Earnings on Investments  |  |                                   |  |
| Interest Income  |  |                                   |  |
| Food Service (Income from meals)   |  |                                   |  |
| Text Book  |  |                                   |  |
| OTHER  |  |                                   |  |
| TOTAL REVENUE FROM LOCAL and OTHER SOURCES   |  |                                   |  |
| <b>TOTAL REVENUE</b>   |  |                                   |  |

|                           |  |               |
|---------------------------|--|---------------|
|                           |  | HARTER SCHOOL |
| Total Revenue             |  |               |
| Total Expenses            |  |               |
| Net Income                |  |               |
| Actual Student Enrollment |  |               |
|                           |  |               |
|                           |  |               |
|                           |  |               |
|                           |  |               |
|                           |  |               |
|                           |  |               |
|                           |  |               |
|                           |  |               |
|                           |  |               |
|                           |  |               |
|                           |  |               |
|                           |  |               |
|                           |  |               |
|                           |  |               |
|                           |  |               |
|                           |  |               |
|                           |  |               |
|                           |  |               |
|                           |  |               |
|                           |  |               |
|                           |  |               |
|                           |  |               |
|                           |  |               |
|                           |  |               |
|                           |  |               |
|                           |  |               |
|                           |  |               |
|                           |  |               |
|                           |  |               |
|                           |  |               |
|                           |  |               |
|                           |  |               |
|                           |  |               |
|                           |  |               |
|                           |  |               |
|                           |  |               |
|                           |  |               |
|                           |  |               |
|                           |  |               |
|                           |  |               |
|                           |  |               |
|                           |  |               |
|                           |  |               |
|                           |  |               |
|                           |  |               |
|                           |  |               |
|                           |  |               |
|                           |  |               |
|                           |  |               |
|                           |  |               |
|                           |  |               |
|                           |  |               |
|                           |  |               |
|                           |  |               |
|                           |  |               |
|                           |  |               |
|                           |  |               |
|                           |  |               |
|                           |  |               |
|                           |  |               |
|                           |  |               |
|                           |  |               |
|                           |  |               |
|                           |  |               |
|                           |  |               |
|                           |  |               |
|                           |  |               |
|                           |  |               |
|                           |  |               |
|                           |  |               |
|                           |  |               |
|                           |  |               |
|                           |  |               |
|                           |  |               |
|                           |  |               |
|                           |  |               |
|                           |  |               |
|                           |  |               |
|                           |  |               |
|                           |  |               |
|                           |  |               |
|                           |  |               |
|                           |  |               |
|                           |  |               |
|                           |  |               |
|                           |  |               |
|                           |  |               |
|                           |  |               |
|                           |  |               |
|                           |  |               |
|                           |  |               |
|                           |  |               |
|                           |  |               |
|                           |  |               |
|                           |  |               |
|                           |  |               |
|                           |  |               |
|                           |  |               |
|                           |  |               |
|                           |  |               |
|                           |  |               |
|                           |  |               |
|                           |  |               |
|                           |  |               |
|                           |  |               |
|                           |  |               |
|                           |  |               |
|                           |  |               |
|                           |  |               |
|                           |  |               |
|                           |  |               |
|                           |  |               |
|                           |  |               |
|                           |  |               |
|                           |  |               |
|                           |  |               |
|                           |  |               |
|                           |  |               |
|                           |  |               |
|                           |  |               |
|                           |  |               |
|                           |  |               |
|                           |  |               |
|                           |  |               |
|                           |  |               |
|                           |  |               |
|                           |  |               |
|                           |  |               |
|                           |  |               |
|                           |  |               |
|                           |  |               |
|                           |  |               |
|                           |  |               |
|                           |  |               |
|                           |  |               |
|                           |  |               |
|                           |  |               |
|                           |  |               |
|                           |  |               |
|                           |  |               |
|                           |  |               |
|                           |  |               |
|                           |  |               |
|                           |  |               |
|                           |  |               |
|                           |  |               |
|                           |  |               |
|                           |  |               |
|                           |  |               |
|                           |  |               |
|                           |  |               |
|                           |  |               |
|                           |  |               |
|                           |  |               |
|                           |  |               |
|                           |  |               |
|                           |  |               |
|                           |  |               |
|                           |  |               |
|                           |  |               |
|                           |  |               |
|                           |  |               |
|                           |  |               |
|                           |  |               |
|                           |  |               |
|                           |  |               |
|                           |  |               |
|                           |  |               |
|                           |  |               |
|                           |  |               |
|                           |  |               |
|                           |  |               |
|                           |  |               |
|                           |  |               |
|                           |  |               |
|                           |  |               |
|                           |  |               |
|                           |  |               |
|                           |  |               |
|                           |  |               |
|                           |  |               |
|                           |  |               |
|                           |  |               |
|                           |  |               |
|                           |  |               |
|                           |  |               |
|                           |  |               |
|                           |  |               |
|                           |  |               |
|                           |  |               |
|                           |  |               |
|                           |  |               |
|                           |  |               |
|                           |  |               |
|                           |  |               |
|                           |  |               |
|                           |  |               |
|                           |  |               |
|                           |  |               |
|                           |  |               |
|                           |  |               |
|                           |  |               |
|                           |  |               |
|                           |  |               |
|                           |  |               |
|                           |  |               |
|                           |  |               |
|                           |  |               |
|                           |  |               |
|                           |  |               |
|                           |  |               |
|                           |  |               |
|                           |  |               |
|                           |  |               |
|                           |  |               |
|                           |  |               |
|                           |  |               |
|                           |  |               |
|                           |  |               |
|                           |  |               |
|                           |  |               |
|                           |  |               |
|                           |  |               |
|                           |  |               |
|                           |  |               |
|                           |  |               |
|                           |  |               |
|                           |  |               |
|                           |  |               |
|                           |  |               |
|                           |  |               |
|                           |  |               |
|                           |  |               |
|                           |  |               |
|                           |  |               |
|                           |  |               |
|                           |  |               |
|                           |  |               |
|                           |  |               |
|                           |  |               |
|                           |  |               |
|                           |  |               |
|                           |  |               |
|                           |  |               |
|                           |  |               |
|                           |  |               |
|                           |  |               |
|                           |  |               |
|                           |  |               |
|                           |  |               |
|                           |  |               |
|                           |  |               |
|                           |  |               |
|                           |  |               |
|                           |  |               |
|                           |  |               |
|                           |  |               |
|                           |  |               |
|                           |  |               |
|                           |  |               |
|                           |  |               |
|                           |  |               |
|                           |  |               |
|                           |  |               |
|                           |  |               |
|                           |  |               |
|                           |  |               |
|                           |  |               |
|                           |  |               |
|                           |  |               |
|                           |  |               |
|                           |  |               |
|                           |  |               |
|                           |  |               |
|                           |  |               |
|                           |  |               |
|                           |  |               |
|                           |  |               |
|                           |  |               |
|                           |  |               |
|                           |  |               |
|                           |  |               |
|                           |  |               |
|                           |  |               |
|                           |  |               |
|                           |  |               |
|                           |  |               |
|                           |  |               |
|                           |  |               |
|                           |  |               |
|                           |  |               |
|                           |  |               |
|                           |  |               |
|                           |  |               |
|                           |  |               |
|                           |  |               |
|                           |  |               |
|                           |  |               |
|                           |  |               |
|                           |  |               |
|                           |  |               |
|                           |  |               |
|                           |  |               |
|                           |  |               |
|                           |  |               |
|                           |  |               |
|                           |  |               |
|                           |  |               |
|                           |  |               |
|                           |  |               |
|                           |  |               |
|                           |  |               |
|                           |  |               |
|                           |  |               |
|                           |  |               |
|                           |  |               |
|                           |  |               |
|                           |  |               |
|                           |  |               |
|                           |  |               |
|                           |  |               |
|                           |  |               |
|                           |  |               |
|                           |  |               |
|                           |  |               |
|                           |  |               |
|                           |  |               |
|                           |  |               |
|                           |  |               |
|                           |  |               |
|                           |  |               |
|                           |  |               |
|                           |  |               |
|                           |  |               |
|                           |  |               |
|                           |  |               |
|                           |  |               |
|                           |  |               |
|                           |  |               |
|                           |  |               |
|                           |  |               |
|                           |  |               |
|                           |  |               |
|                           |  |               |
|                           |  |               |
|                           |  |               |
|                           |  |               |
|                           |  |               |
|                           |  |               |
|                           |  |               |
|                           |  |               |
|                           |  |               |
|                           |  |               |
|                           |  |               |
|                           |  |               |
|                           |  |               |
|                           |  |               |
|                           |  |               |
|                           |  |               |
|                           |  |               |
|                           |  |               |
|                           |  |               |
|                           |  |               |
|                           |  |               |
|                           |  |               |
|                           |  |               |
|                           |  |               |
|                           |  |               |
|                           |  |               |
|                           |  |               |
|                           |  |               |
|                           |  |               |
|                           |  |               |
|                           |  |               |
|                           |  |               |
|                           |  |               |
|                           |  |               |
|                           |  | </            |

|  | HARTER SCHOOL                     |
|--|-----------------------------------|
| <b>Total Revenue</b><br><b>Total Expenses</b><br><b>Net Income</b><br><b>Actual Student Enrollment</b>   |                                   |
|  | <b>DESCRIPTION OF ASSUMPTIONS</b> |
| <b>SCHOOL OPERATIONS</b><br>Board Expenses<br>Classroom / Teaching Supplies & Materials<br>Special Ed Supplies & Materials<br>Textbooks / Workbooks<br>Supplies & Materials other<br>Equipment / Furniture<br>Telephone<br>Technology<br>Student Testing & Assessment<br>Field Trips<br>Transportation (student)<br>Student Services - other<br>Office Expense<br>Staff Development<br>Staff Recruitment<br>Student Recruitment / Marketing<br>School Meals / Lunch<br>Travel (Staff)<br>Fundraising<br>Other<br><b>TOTAL SCHOOL OPERATIONS</b><br><br><b>FACILITY OPERATION &amp; MAINTENANCE</b><br>Insurance<br>Janitorial<br>Building and Land Rent / Lease / Facility Finance Interest<br>Repairs & Maintenance<br>Equipment / Furniture<br>Security<br>Utilities<br><b>TOTAL FACILITY OPERATION &amp; MAINTENANCE</b><br><br><b>DEPRECIATION &amp; AMORTIZATION</b><br><b>RESERVES / CONTINGENCY</b><br><br><b>TOTAL EXPENSES</b><br><br><b>NET INCOME</b> |                                   |



|   |                            |
|---|----------------------------|
|   | HARTER SCHOOL              |
| Total Revenue<br>Total Expenses<br>Net Income<br>Actual Student Enrollment  |                            |
|   | DESCRIPTION OF ASSUMPTIONS |
| ENROLLMENT - *School Districts Are Linked To Above Entries*<br>Number of Districts:<br>NYC CHANCELLOR'S OFFICE<br>-<br>-<br>-<br>-<br>-<br>-<br>-<br>-<br>-<br>-<br>-<br>-<br>-<br>-<br>ALL OTHER School Districts: ( Weighted Avg )<br>TOTAL ENROLLMENT<br><br>REVENUE PER PUPIL<br><br>EXPENSES PER PUPIL |                            |

**OCEAN HILL COLLEGIATE CHARTER SCHOOL  
BALANCE SHEET  
2016-17**

|  | <u>Prior Year</u> | Q1                | Q2                 | Q3                | Q4                |
|--|-------------------|-------------------|--------------------|-------------------|-------------------|
|  | <u>Err:508</u>    | <u>As of 9/30</u> | <u>As of 12/31</u> | <u>As of 3/31</u> | <u>As of 6/30</u> |
| <b><u>ASSETS</u></b>   |                   |                   |                    |                   |                   |
| <b><u>CURRENT ASSETS</u></b>   |                   |                   |                    |                   |                   |
| Cash and cash equivalents  | -                 | -                 | -                  | -                 | -                 |
| Grants and contracts receivable  | -                 | -                 | -                  | -                 | -                 |
| Accounts receivables   | -                 | -                 | -                  | -                 | -                 |
| Prepaid Expenses   | -                 | -                 | -                  | -                 | -                 |
| Contributions and other receivables                                    | -                 | -                 | -                  | -                 | -                 |
| <b>TOTAL CURRENT ASSETS</b>  | -                 | -                 | -                  | -                 | -                 |
| <b><u>PROPERTY, BUILDING AND EQUIPMENT, net</u></b>                    | -                 | -                 | -                  | -                 | -                 |
| <b><u>OTHER ASSETS</u></b>   | -                 | -                 | -                  | -                 | -                 |
| <b>TOTAL ASSETS</b>  | -                 | -                 | -                  | -                 | -                 |
| <b><u>LIABILITIES AND NET ASSETS</u></b>                               |                   |                   |                    |                   |                   |
| <b><u>CURRENT LIABILITIES</u></b>                                      |                   |                   |                    |                   |                   |
| Accounts payable and accrued expenses                                  | -                 | -                 | -                  | -                 | -                 |
| Accrued payroll and benefits   | -                 | -                 | -                  | -                 | -                 |
| Deferred Revenue   | -                 | -                 | -                  | -                 | -                 |
| Current maturities of long-term debt                                   | -                 | -                 | -                  | -                 | -                 |
| Short Term Debt - Bonds, Notes Payable                                 | -                 | -                 | -                  | -                 | -                 |
| Other  | -                 | -                 | -                  | -                 | -                 |
| <b>TOTAL CURRENT LIABILITIES</b>                                       | -                 | -                 | -                  | -                 | -                 |
| <b><u>LONG-TERM DEBT and NOTES PAYABLE, net current maturities</u></b> | -                 | -                 | -                  | -                 | -                 |
| <b>TOTAL LIABILITIES</b>   | -                 | -                 | -                  | -                 | -                 |
| <b><u>NET ASSETS</u></b>   |                   |                   |                    |                   |                   |
| Unrestricted   | -                 | -                 | -                  | -                 | -                 |
| Temporarily restricted   | -                 | -                 | -                  | -                 | -                 |
| <b>TOTAL NET ASSETS</b>  | -                 | -                 | -                  | -                 | -                 |
| <b>TOTAL LIABILITIES AND NET ASSETS</b>                                | -                 | -                 | -                  | -                 | -                 |

### Budget / Operating Plan

|                           |   |        |   |   |        |   |   |
|---------------------------|---|--------|---|---|--------|---|---|
| Total Revenue             | - | #NAME? | - | - | #NAME? | - | - |
| Total Expenses            | - | #NAME? | - | - | #NAME? | - | - |
| Net Income                | - | #NAME? | - | - | #NAME? | - | - |
| Actual Student Enrollment | - | #NAME? | - | - | #NAME? | - | - |

3rd (

| Actual | Current Budget | Variance | Actual | Current Budget | Variance | Actual |
|--------|----------------|----------|--------|----------------|----------|--------|
|--------|----------------|----------|--------|----------------|----------|--------|

### CY Per Pupil Rate

|   |        |   |   |        |   |   |
|---|--------|---|---|--------|---|---|
|   | #NAME? | - |   | #NAME? | - |   |
|   | #NAME? | - |   | #NAME? | - |   |
|   | #NAME? | - |   | #NAME? | - |   |
|   | #NAME? | - |   | #NAME? | - |   |
|   | #NAME? | - |   | #NAME? | - |   |
|   | #NAME? | - |   | #NAME? | - |   |
|   | #NAME? | - |   | #NAME? | - |   |
|   | #NAME? | - |   | #NAME? | - |   |
|   | #NAME? | - |   | #NAME? | - |   |
|   | #NAME? | - |   | #NAME? | - |   |
|   | #NAME? | - |   | #NAME? | - |   |
|   | #NAME? | - |   | #NAME? | - |   |
|   | #NAME? | - |   | #NAME? | - |   |
|   | #NAME? | - |   | #NAME? | - |   |
|   | #NAME? | - |   | #NAME? | - |   |
|   | #NAME? | - |   | #NAME? | - |   |
|   | #NAME? | - |   | #NAME? | - |   |
|   | #NAME? | - |   | #NAME? | - |   |
|   | #NAME? | - |   | #NAME? | - |   |
|   | #NAME? | - |   | #NAME? | - |   |
| - | #NAME? | - | - | #NAME? | - | - |
|   | #NAME? | - |   | #NAME? | - |   |

#NAME?

|  |        |   |  |        |   |  |
|--|--------|---|--|--------|---|--|
|  | #NAME? | - |  | #NAME? | - |  |
|--|--------|---|--|--------|---|--|

|   |        |   |   |        |   |   |
|---|--------|---|---|--------|---|---|
|   | #NAME? | - |   | #NAME? | - |   |
|   | #NAME? | - |   | #NAME? | - |   |
|   | #NAME? | - |   | #NAME? | - |   |
|   | #NAME? | - |   | #NAME? | - |   |
| - | #NAME? | - | - | #NAME? | - | - |

|   |        |   |   |        |   |   |
|---|--------|---|---|--------|---|---|
| - | #NAME? | - | - | #NAME? | - | - |
|---|--------|---|---|--------|---|---|

|  |        |   |  |        |   |  |
|--|--------|---|--|--------|---|--|
|  | #NAME? | - |  | #NAME? | - |  |
|  | #NAME? | - |  | #NAME? | - |  |
|  | #NAME? | - |  | #NAME? | - |  |
|  | #NAME? | - |  | #NAME? | - |  |

|  |        |   |  |        |   |  |
|--|--------|---|--|--------|---|--|
|  | #NAME? | - |  | #NAME? | - |  |
|--|--------|---|--|--------|---|--|

|  |        |   |  |        |   |  |
|--|--------|---|--|--------|---|--|
|  | #NAME? |   |  | #NAME? |   |  |
|  | #NAME? | - |  | #NAME? | - |  |

|  |        |   |  |        |   |  |
|--|--------|---|--|--------|---|--|
|  | #NAME? |   |  | #NAME? |   |  |
|  | #NAME? | - |  | #NAME? | - |  |

|   |        |   |   |        |   |   |
|---|--------|---|---|--------|---|---|
|   | #NAME? | - |   | #NAME? | - |   |
|   | #NAME? | - |   | #NAME? | - |   |
|   | #NAME? | - |   | #NAME? | - |   |
| - | #NAME? | - | - | #NAME? | - | - |

|  |        |   |  |        |   |  |
|--|--------|---|--|--------|---|--|
|  | #NAME? | - |  | #NAME? | - |  |
|--|--------|---|--|--------|---|--|

|  |        |   |  |        |   |  |
|--|--------|---|--|--------|---|--|
|  | #NAME? | - |  | #NAME? | - |  |
|--|--------|---|--|--------|---|--|

|  |        |   |  |        |   |  |
|--|--------|---|--|--------|---|--|
|  | #NAME? |   |  | #NAME? |   |  |
|  | #NAME? | - |  | #NAME? | - |  |

|   |        |   |   |        |   |   |
|---|--------|---|---|--------|---|---|
| - | #NAME? | - | - | #NAME? | - | - |
|---|--------|---|---|--------|---|---|

|   |        |   |   |        |   |   |
|---|--------|---|---|--------|---|---|
|   | #NAME? | - |   | #NAME? | - |   |
|   | #NAME? | - |   | #NAME? | - |   |
|   | #NAME? | - |   | #NAME? | - |   |
|   | #NAME? | - |   | #NAME? | - |   |
|   | #NAME? | - |   | #NAME? | - |   |
|   | #NAME? | - |   | #NAME? | - |   |
|   | #NAME? | - |   | #NAME? | - |   |
|   | #NAME? | - |   | #NAME? | - |   |
| - | #NAME? | - | - | #NAME? | - | - |

|  |        |   |  |        |   |  |
|--|--------|---|--|--------|---|--|
|  | #NAME? |   |  | #NAME? |   |  |
|  | #NAME? | - |  | #NAME? | - |  |

|  |        |   |  |        |   |  |
|--|--------|---|--|--------|---|--|
|  | #NAME? | - |  | #NAME? | - |  |
|  | #NAME? | - |  | #NAME? | - |  |

|  |        |   |  |        |   |  |
|--|--------|---|--|--------|---|--|
|  | #NAME? | - |  | #NAME? | - |  |
|  | #NAME? | - |  | #NAME? | - |  |

|  |        |   |  |        |   |  |
|--|--------|---|--|--------|---|--|
|  | #NAME? | - |  | #NAME? | - |  |
|  | #NAME? | - |  | #NAME? | - |  |

|  |        |   |  |        |   |  |
|--|--------|---|--|--------|---|--|
|  | #NAME? | - |  | #NAME? | - |  |
|  | #NAME? | - |  | #NAME? | - |  |

|  |        |   |  |        |   |  |
|--|--------|---|--|--------|---|--|
|  | #NAME? | - |  | #NAME? | - |  |
|  | #NAME? | - |  | #NAME? | - |  |

|  |        |   |  |        |   |  |
|--|--------|---|--|--------|---|--|
|  | #NAME? | - |  | #NAME? | - |  |
|  | #NAME? | - |  | #NAME? | - |  |

|   |        |   |   |        |   |   |
|---|--------|---|---|--------|---|---|
|   | #NAME? |   |   | #NAME? |   |   |
| - | #NAME? | - | - | #NAME? | - | - |

|   |        |   |   |        |   |   |
|---|--------|---|---|--------|---|---|
| - | #NAME? | - | - | #NAME? | - | - |
|---|--------|---|---|--------|---|---|

2016-17

|                           |   |        |   |   |        |   |   |
|---------------------------|---|--------|---|---|--------|---|---|
| Total Revenue             | - | #NAME? | - | - | #NAME? | - | - |
| Total Expenses            | - | #NAME? | - | - | #NAME? | - | - |
| Net Income                | - | #NAME? | - | - | #NAME? | - | - |
| Actual Student Enrollment | - | #NAME? | - | - | #NAME? | - | - |

\*NOTE: Enrollment, Revenue and Expenditure Data IN the 'Total and Variance Analysis' Section is Based on LAST ACTUAL Quarter Completed

1st Quarter - 7/1 - 9/30

2nd Quarter - 10/1 - 12/31

3rd Quarter

| Actual | Current Budget | Variance | Actual | Current Budget | Variance | Actual |
|--------|----------------|----------|--------|----------------|----------|--------|
|--------|----------------|----------|--------|----------------|----------|--------|

## EXPENSES

Quarter 0

No. of Positions

## ADMINISTRATIVE STAFF PERSONNEL COSTS

Executive Management  
Instructional Management  
Deans, Directors & Coordinators  
CFO / Director of Finance  
Operation / Business Manager  
Administrative Staff

TOTAL ADMINISTRATIVE STAFF

|        |        |   |        |        |   |        |
|--------|--------|---|--------|--------|---|--------|
| #NAME? | #NAME? | - | #NAME? | #NAME? | - | #NAME? |
| #NAME? | #NAME? | - | #NAME? | #NAME? | - | #NAME? |
| #NAME? | #NAME? | - | #NAME? | #NAME? | - | #NAME? |
| #NAME? | #NAME? | - | #NAME? | #NAME? | - | #NAME? |
| #NAME? | #NAME? | - | #NAME? | #NAME? | - | #NAME? |
| #NAME? | #NAME? | - | #NAME? | #NAME? | - | #NAME? |
| #NAME? | #NAME? | - | #NAME? | #NAME? | - | #NAME? |
| #NAME? | #NAME? | - | #NAME? | #NAME? | - | #NAME? |
| -      | #NAME? | - | -      | #NAME? | - | -      |

## INSTRUCTIONAL PERSONNEL COSTS

Teachers - Regular  
Teachers - SPED  
Substitute Teachers  
Teaching Assistants  
Specialty Teachers  
Aides  
Therapists & Counselors  
Other

TOTAL INSTRUCTIONAL

|        |        |   |        |        |   |        |
|--------|--------|---|--------|--------|---|--------|
| #NAME? | #NAME? | - | #NAME? | #NAME? | - | #NAME? |
| #NAME? | #NAME? | - | #NAME? | #NAME? | - | #NAME? |
| #NAME? | #NAME? | - | #NAME? | #NAME? | - | #NAME? |
| #NAME? | #NAME? | - | #NAME? | #NAME? | - | #NAME? |
| #NAME? | #NAME? | - | #NAME? | #NAME? | - | #NAME? |
| #NAME? | #NAME? | - | #NAME? | #NAME? | - | #NAME? |
| #NAME? | #NAME? | - | #NAME? | #NAME? | - | #NAME? |
| #NAME? | #NAME? | - | #NAME? | #NAME? | - | #NAME? |
| #NAME? | #NAME? | - | #NAME? | #NAME? | - | #NAME? |
| -      | #NAME? | - | -      | #NAME? | - | -      |

## NON-INSTRUCTIONAL PERSONNEL COSTS

Nurse  
Librarian  
Custodian  
Security  
Other

TOTAL NON-INSTRUCTIONAL

|        |        |   |        |        |   |        |
|--------|--------|---|--------|--------|---|--------|
| #NAME? | #NAME? | - | #NAME? | #NAME? | - | #NAME? |
| #NAME? | #NAME? | - | #NAME? | #NAME? | - | #NAME? |
| #NAME? | #NAME? | - | #NAME? | #NAME? | - | #NAME? |
| #NAME? | #NAME? | - | #NAME? | #NAME? | - | #NAME? |
| #NAME? | #NAME? | - | #NAME? | #NAME? | - | #NAME? |
| #NAME? | #NAME? | - | #NAME? | #NAME? | - | #NAME? |
| -      | #NAME? | - | -      | #NAME? | - | -      |

## SUBTOTAL PERSONNEL SERVICE COSTS

|        |   |        |   |   |        |   |   |
|--------|---|--------|---|---|--------|---|---|
| #NAME? | - | #NAME? | - | - | #NAME? | - | - |
|--------|---|--------|---|---|--------|---|---|

## PAYROLL TAXES AND BENEFITS

Payroll Taxes  
Fringe / Employee Benefits  
Retirement / Pension

TOTAL PAYROLL TAXES AND BENEFITS

|        |        |   |        |        |   |        |
|--------|--------|---|--------|--------|---|--------|
| #NAME? | #NAME? | - | #NAME? | #NAME? | - | #NAME? |
| #NAME? | #NAME? | - | #NAME? | #NAME? | - | #NAME? |
| #NAME? | #NAME? | - | #NAME? | #NAME? | - | #NAME? |
| -      | #NAME? | - | -      | #NAME? | - | -      |

## TOTAL PERSONNEL SERVICE COSTS

|        |   |        |   |   |        |   |   |
|--------|---|--------|---|---|--------|---|---|
| #NAME? | - | #NAME? | - | - | #NAME? | - | - |
|--------|---|--------|---|---|--------|---|---|

## CONTRACTED SERVICES

Accounting / Audit  
Legal  
Management Company Fee  
Nurse Services  
Food Service / School Lunch  
Payroll Services  
Special Ed Services  
Titlement Services (i.e. Title I)  
Other Purchased / Professional / Consulting

TOTAL CONTRACTED SERVICES

|        |        |   |        |        |   |        |
|--------|--------|---|--------|--------|---|--------|
| #NAME? | #NAME? | - | #NAME? | #NAME? | - | #NAME? |
| #NAME? | #NAME? | - | #NAME? | #NAME? | - | #NAME? |
| #NAME? | #NAME? | - | #NAME? | #NAME? | - | #NAME? |
| #NAME? | #NAME? | - | #NAME? | #NAME? | - | #NAME? |
| #NAME? | #NAME? | - | #NAME? | #NAME? | - | #NAME? |
| #NAME? | #NAME? | - | #NAME? | #NAME? | - | #NAME? |
| #NAME? | #NAME? | - | #NAME? | #NAME? | - | #NAME? |
| #NAME? | #NAME? | - | #NAME? | #NAME? | - | #NAME? |
| -      | #NAME? | - | -      | #NAME? | - | -      |

2016-17

|                           |   |        |   |   |        |   |   |
|---------------------------|---|--------|---|---|--------|---|---|
| Total Revenue             | - | #NAME? | - | - | #NAME? | - | - |
| Total Expenses            | - | #NAME? | - | - | #NAME? | - | - |
| Net Income                | - | #NAME? | - | - | #NAME? | - | - |
| Actual Student Enrollment | - | #NAME? | - | - | #NAME? | - | - |

| *NOTE: Enrollment, Revenue and Expenditure Data IN the 'Total and Variance Analysis' Section is Based on LAST ACTUAL Quarter Completed | 1st Quarter - 7/1 - 9/30 |                |          | 2nd Quarter - 10/1 - 12/31 |                |          | 3rd Quarter - 1/1 - 3/31 |
|--|--------------------------|----------------|----------|----------------------------|----------------|----------|--------------------------|
|  | Actual                   | Current Budget | Variance | Actual                     | Current Budget | Variance | Actual                   |
|  |                          |                |          |                            |                |          |                          |
| <b>SCHOOL OPERATIONS</b>   |                          |                |          |                            |                |          |                          |
| Board Expenses   |                          | #NAME?         | -        |                            | #NAME?         | -        |                          |
| Classroom / Teaching Supplies & Materials  |                          | #NAME?         | -        |                            | #NAME?         | -        |                          |
| Special Ed Supplies & Materials  |                          | #NAME?         | -        |                            | #NAME?         | -        |                          |
| Textbooks / Workbooks  |                          | #NAME?         | -        |                            | #NAME?         | -        |                          |
| Supplies & Materials other   |                          | #NAME?         | -        |                            | #NAME?         | -        |                          |
| Equipment / Furniture  |                          | #NAME?         | -        |                            | #NAME?         | -        |                          |
| Telephone  |                          | #NAME?         | -        |                            | #NAME?         | -        |                          |
| Technology   |                          | #NAME?         | -        |                            | #NAME?         | -        |                          |
| Student Testing & Assessment   |                          | #NAME?         | -        |                            | #NAME?         | -        |                          |
| Field Trips  |                          | #NAME?         | -        |                            | #NAME?         | -        |                          |
| Transportation (student)   |                          | #NAME?         | -        |                            | #NAME?         | -        |                          |
| Student Services - other   |                          | #NAME?         | -        |                            | #NAME?         | -        |                          |
| Office Expense   |                          | #NAME?         | -        |                            | #NAME?         | -        |                          |
| Staff Development  |                          | #NAME?         | -        |                            | #NAME?         | -        |                          |
| Staff Recruitment  |                          | #NAME?         | -        |                            | #NAME?         | -        |                          |
| Student Recruitment / Marketing  |                          | #NAME?         | -        |                            | #NAME?         | -        |                          |
| School Meals / Lunch   |                          | #NAME?         | -        |                            | #NAME?         | -        |                          |
| Travel (Staff)   |                          | #NAME?         | -        |                            | #NAME?         | -        |                          |
| Fundraising  |                          | #NAME?         | -        |                            | #NAME?         | -        |                          |
| Other  |                          | #NAME?         | -        |                            | #NAME?         | -        |                          |
| TOTAL SCHOOL OPERATIONS  | -                        | #NAME?         | -        | -                          | #NAME?         | -        | -                        |
| <b>FACILITY OPERATION &amp; MAINTENANCE</b>  |                          |                |          |                            |                |          |                          |
| Insurance  |                          | #NAME?         | -        |                            | #NAME?         | -        |                          |
| Janitorial   |                          | #NAME?         | -        |                            | #NAME?         | -        |                          |
| Building and Land Rent / Lease / Facility Finance Interest   |                          | #NAME?         | -        |                            | #NAME?         | -        |                          |
| Repairs & Maintenance  |                          | #NAME?         | -        |                            | #NAME?         | -        |                          |
| Equipment / Furniture  |                          | #NAME?         | -        |                            | #NAME?         | -        |                          |
| Security   |                          | #NAME?         | -        |                            | #NAME?         | -        |                          |
| Utilities  |                          | #NAME?         | -        |                            | #NAME?         | -        |                          |
| TOTAL FACILITY OPERATION & MAINTENANCE   | -                        | #NAME?         | -        | -                          | #NAME?         | -        | -                        |
| <b>DEPRECIATION &amp; AMORTIZATION</b>   |                          | #NAME?         | -        |                            | #NAME?         | -        |                          |
| <b>RESERVES / CONTINGENCY</b>  |                          | #NAME?         | -        |                            | #NAME?         | -        |                          |
| <b>TOTAL EXPENSES</b>  | -                        | #NAME?         | -        | -                          | #NAME?         | -        | -                        |
| <b>NET INCOME</b>  | -                        | #NAME?         | -        | -                          | #NAME?         | -        | -                        |

OCEAN HILL COLLEGIATE CHART  
Budget / Operating Plan

|                           |   |        |   |   |        |   |   |
|---------------------------|---|--------|---|---|--------|---|---|
| 2016-17                   |   |        |   |   |        |   |   |
| Total Revenue             | - | #NAME? | - | - | #NAME? | - | - |
| Total Expenses            | - | #NAME? | - | - | #NAME? | - | - |
| Net Income                | - | #NAME? | - | - | #NAME? | - | - |
| Actual Student Enrollment | - | #NAME? | - | - | #NAME? | - | - |

|  |                          |                |          |                            |                |          |             |
|--|--------------------------|----------------|----------|----------------------------|----------------|----------|-------------|
| *NOTE: Enrollment, Revenue and Expenditure Data IN the 'Total and Variance Analysis' Section is Based on LAST ACTUAL Quarter Completed | 1st Quarter - 7/1 - 9/30 |                |          | 2nd Quarter - 10/1 - 12/31 |                |          | 3rd Quarter |
|  | Actual                   | Current Budget | Variance | Actual                     | Current Budget | Variance | Actual      |
|  |                          |                |          |                            |                |          |             |

|   |   |        |   |   |        |   |   |
|---|---|--------|---|---|--------|---|---|
| ENROLLMENT - *School Districts Are Linked To Above Entries* |   |        |   |   |        |   |   |
| NYC CHANCELLOR'S OFFICE                                     | - | #NAME? | - | - | #NAME? | - | - |
| -   | - | #NAME? | - | - | #NAME? | - | - |
| -   | - | #NAME? | - | - | #NAME? | - | - |
| -   | - | #NAME? | - | - | #NAME? | - | - |
| -   | - | #NAME? | - | - | #NAME? | - | - |
| -   | - | #NAME? | - | - | #NAME? | - | - |
| -   | - | #NAME? | - | - | #NAME? | - | - |
| -   | - | #NAME? | - | - | #NAME? | - | - |
| -   | - | #NAME? | - | - | #NAME? | - | - |
| -   | - | #NAME? | - | - | #NAME? | - | - |
| -   | - | #NAME? | - | - | #NAME? | - | - |
| -   | - | #NAME? | - | - | #NAME? | - | - |
| -   | - | #NAME? | - | - | #NAME? | - | - |
| -   | - | #NAME? | - | - | #NAME? | - | - |
| -   | - | #NAME? | - | - | #NAME? | - | - |
| -   | - | #NAME? | - | - | #NAME? | - | - |
| ALL OTHER School Districts: ( Count = 0 )                   | - | #NAME? | - | - | #NAME? | - | - |
| TOTAL ENROLLMENT  | - | #NAME? | - | - | #NAME? | - | - |
| REVENUE PER PUPIL   | - | #NAME? | - | - | #NAME? | - | - |
| EXPENSES PER PUPIL  | - | #NAME? | - | - | #NAME? | - | - |



| ER SCHOOL<br>n   |        |                               |          |                          |                         |
|--|--------|-------------------------------|----------|--------------------------|-------------------------|
| Total Revenue  | #NAME? | -                             | -        | #NAME?                   | -                       |
| Total Expenses   | #NAME? | -                             | -        | #NAME?                   | -                       |
| Net Income   | #NAME? | -                             | -        | #NAME?                   | -                       |
| Actual Student Enrollment  | #NAME? | -                             | -        | #NAME?                   | -                       |
|  |        |                               |          |                          |                         |
| *NOTE: Enrollment, Revenue and Expenditure Data IN the 'Total and Variance Analysis' Section is Based on LAST ACTUAL Quarter Completed |        | Quarter - 1/1 - 3/31          |          | 4th Quarter - 4/1 - 6/30 |                         |
|  |        | Current Budget                | Variance | Actual                   | Current Budget Variance |
| <b>EXPENSES</b>  |        |                               |          |                          |                         |
| <b>ADMINISTRATIVE STAFF PERSONNEL COSTS</b>  |        | Quarter 0<br>No. of Positions |          |                          |                         |
| Executive Management   | #NAME? | #NAME?                        | -        | #NAME?                   | -                       |
| Instructional Management   | #NAME? | #NAME?                        | -        | #NAME?                   | -                       |
| Deans, Directors & Coordinators  | #NAME? | #NAME?                        | -        | #NAME?                   | -                       |
| CFO / Director of Finance  | #NAME? | #NAME?                        | -        | #NAME?                   | -                       |
| Operation / Business Manager   | #NAME? | #NAME?                        | -        | #NAME?                   | -                       |
| Administrative Staff   | #NAME? | #NAME?                        | -        | #NAME?                   | -                       |
| TOTAL ADMINISTRATIVE STAFF   | #NAME? | #NAME?                        | -        | #NAME?                   | -                       |
| <b>INSTRUCTIONAL PERSONNEL COSTS</b>   |        |                               |          |                          |                         |
| Teachers - Regular   | #NAME? | #NAME?                        | -        | #NAME?                   | -                       |
| Teachers - SPED  | #NAME? | #NAME?                        | -        | #NAME?                   | -                       |
| Substitute Teachers  | #NAME? | #NAME?                        | -        | #NAME?                   | -                       |
| Teaching Assistants  | #NAME? | #NAME?                        | -        | #NAME?                   | -                       |
| Specialty Teachers   | #NAME? | #NAME?                        | -        | #NAME?                   | -                       |
| Aides  | #NAME? | #NAME?                        | -        | #NAME?                   | -                       |
| Therapists & Counselors  | #NAME? | #NAME?                        | -        | #NAME?                   | -                       |
| Other  | #NAME? | #NAME?                        | -        | #NAME?                   | -                       |
| TOTAL INSTRUCTIONAL  | #NAME? | #NAME?                        | -        | #NAME?                   | -                       |
| <b>NON-INSTRUCTIONAL PERSONNEL COSTS</b>   |        |                               |          |                          |                         |
| Nurse  | #NAME? | #NAME?                        | -        | #NAME?                   | -                       |
| Librarian  | #NAME? | #NAME?                        | -        | #NAME?                   | -                       |
| Custodian  | #NAME? | #NAME?                        | -        | #NAME?                   | -                       |
| Security   | #NAME? | #NAME?                        | -        | #NAME?                   | -                       |
| Other  | #NAME? | #NAME?                        | -        | #NAME?                   | -                       |
| TOTAL NON-INSTRUCTIONAL  | #NAME? | #NAME?                        | -        | #NAME?                   | -                       |
| <b>SUBTOTAL PERSONNEL SERVICE COSTS</b>  |        | #NAME?                        | #NAME?   | -                        | #NAME?                  |
| <b>PAYROLL TAXES AND BENEFITS</b>  |        |                               |          |                          |                         |
| Payroll Taxes  |        | #NAME?                        | -        | #NAME?                   | -                       |
| Fringe / Employee Benefits   |        | #NAME?                        | -        | #NAME?                   | -                       |
| Retirement / Pension   |        | #NAME?                        | -        | #NAME?                   | -                       |
| TOTAL PAYROLL TAXES AND BENEFITS   |        | #NAME?                        | -        | #NAME?                   | -                       |
| <b>TOTAL PERSONNEL SERVICE COSTS</b>   |        | #NAME?                        | #NAME?   | -                        | #NAME?                  |
| <b>CONTRACTED SERVICES</b>   |        |                               |          |                          |                         |
| Accounting / Audit   |        | #NAME?                        | -        | #NAME?                   | -                       |
| Legal  |        | #NAME?                        | -        | #NAME?                   | -                       |
| Management Company Fee   |        | #NAME?                        | -        | #NAME?                   | -                       |
| Nurse Services   |        | #NAME?                        | -        | #NAME?                   | -                       |
| Food Service / School Lunch  |        | #NAME?                        | -        | #NAME?                   | -                       |
| Payroll Services   |        | #NAME?                        | -        | #NAME?                   | -                       |
| Special Ed Services  |        | #NAME?                        | -        | #NAME?                   | -                       |
| Titlement Services (i.e. Title I)  |        | #NAME?                        | -        | #NAME?                   | -                       |
| Other Purchased / Professional / Consulting  |        | #NAME?                        | -        | #NAME?                   | -                       |
| TOTAL CONTRACTED SERVICES  |        | #NAME?                        | -        | #NAME?                   | -                       |



| ER SCHOOL  |        |                      |          |                          |                         |
|--|--------|----------------------|----------|--------------------------|-------------------------|
| n  |        |                      |          |                          |                         |
| Total Revenue  | #NAME? | -                    | -        | #NAME?                   | -                       |
| Total Expenses   | #NAME? | -                    | -        | #NAME?                   | -                       |
| Net Income   | #NAME? | -                    | -        | #NAME?                   | -                       |
| Actual Student Enrollment  | #NAME? | -                    | -        | #NAME?                   | -                       |
|  |        |                      |          |                          |                         |
| *NOTE: Enrollment, Revenue and Expenditure Data IN the 'Total and Variance Analysis' Section is Based on LAST ACTUAL Quarter Completed |        | Quarter - 1/1 - 3/31 |          | 4th Quarter - 4/1 - 6/30 |                         |
|  |        |                      |          |                          |                         |
|  |        | Current Budget       | Variance | Actual                   | Current Budget Variance |
| SCHOOL OPERATIONS  |        |                      |          |                          |                         |
| Board Expenses   | #NAME? | -                    |          | #NAME?                   | -                       |
| Classroom / Teaching Supplies & Materials  | #NAME? | -                    |          | #NAME?                   | -                       |
| Special Ed Supplies & Materials  | #NAME? | -                    |          | #NAME?                   | -                       |
| Textbooks / Workbooks  | #NAME? | -                    |          | #NAME?                   | -                       |
| Supplies & Materials other   | #NAME? | -                    |          | #NAME?                   | -                       |
| Equipment / Furniture  | #NAME? | -                    |          | #NAME?                   | -                       |
| Telephone  | #NAME? | -                    |          | #NAME?                   | -                       |
| Technology   | #NAME? | -                    |          | #NAME?                   | -                       |
| Student Testing & Assessment   | #NAME? | -                    |          | #NAME?                   | -                       |
| Field Trips  | #NAME? | -                    |          | #NAME?                   | -                       |
| Transportation (student)   | #NAME? | -                    |          | #NAME?                   | -                       |
| Student Services - other   | #NAME? | -                    |          | #NAME?                   | -                       |
| Office Expense   | #NAME? | -                    |          | #NAME?                   | -                       |
| Staff Development  | #NAME? | -                    |          | #NAME?                   | -                       |
| Staff Recruitment  | #NAME? | -                    |          | #NAME?                   | -                       |
| Student Recruitment / Marketing  | #NAME? | -                    |          | #NAME?                   | -                       |
| School Meals / Lunch   | #NAME? | -                    |          | #NAME?                   | -                       |
| Travel (Staff)   | #NAME? | -                    |          | #NAME?                   | -                       |
| Fundraising  | #NAME? | -                    |          | #NAME?                   | -                       |
| Other  | #NAME? | -                    |          | #NAME?                   | -                       |
| TOTAL SCHOOL OPERATIONS  | #NAME? | -                    | -        | #NAME?                   | -                       |
| FACILITY OPERATION & MAINTENANCE   |        |                      |          |                          |                         |
| Insurance  | #NAME? | -                    |          | #NAME?                   | -                       |
| Janitorial   | #NAME? | -                    |          | #NAME?                   | -                       |
| Building and Land Rent / Lease / Facility Finance Interest   | #NAME? | -                    |          | #NAME?                   | -                       |
| Repairs & Maintenance  | #NAME? | -                    |          | #NAME?                   | -                       |
| Equipment / Furniture  | #NAME? | -                    |          | #NAME?                   | -                       |
| Security   | #NAME? | -                    |          | #NAME?                   | -                       |
| Utilities  | #NAME? | -                    |          | #NAME?                   | -                       |
| TOTAL FACILITY OPERATION & MAINTENANCE   | #NAME? | -                    | -        | #NAME?                   | -                       |
| DEPRECIATION & AMORTIZATION  |        |                      |          |                          |                         |
|  | #NAME? | -                    |          | #NAME?                   | -                       |
| RESERVES / CONTINGENCY   |        |                      |          |                          |                         |
|  | #NAME? | -                    |          | #NAME?                   | -                       |
| TOTAL EXPENSES   | #NAME? | -                    | -        | #NAME?                   | -                       |
| NET INCOME   | #NAME? | -                    | -        | #NAME?                   | -                       |

| ER SCHOOL  |        |                          |          |                          |                         |
|--|--------|--------------------------|----------|--------------------------|-------------------------|
| n  |        |                          |          |                          |                         |
| Total Revenue  | #NAME? | -                        | -        | #NAME?                   | -                       |
| Total Expenses   | #NAME? | -                        | -        | #NAME?                   | -                       |
| Net Income   | #NAME? | -                        | -        | #NAME?                   | -                       |
| Actual Student Enrollment  | #NAME? | -                        | -        | #NAME?                   | -                       |
|  |        |                          |          |                          |                         |
| *NOTE: Enrollment, Revenue and Expenditure Data IN the 'Total and Variance Analysis' Section is Based on LAST ACTUAL Quarter Completed |        | 3rd Quarter - 1/1 - 3/31 |          | 4th Quarter - 4/1 - 6/30 |                         |
|  |        | Current Budget           | Variance | Actual                   | Current Budget Variance |
| ENROLLMENT - *School Districts Are Linked To Above Entries*  |        |                          |          |                          |                         |
| NYC CHANCELLOR'S OFFICE  | #NAME? | -                        | -        | #NAME?                   | -                       |
| -  | #NAME? | -                        | -        | #NAME?                   | -                       |
| -  | #NAME? | -                        | -        | #NAME?                   | -                       |
| -  | #NAME? | -                        | -        | #NAME?                   | -                       |
| -  | #NAME? | -                        | -        | #NAME?                   | -                       |
| -  | #NAME? | -                        | -        | #NAME?                   | -                       |
| -  | #NAME? | -                        | -        | #NAME?                   | -                       |
| -  | #NAME? | -                        | -        | #NAME?                   | -                       |
| -  | #NAME? | -                        | -        | #NAME?                   | -                       |
| -  | #NAME? | -                        | -        | #NAME?                   | -                       |
| -  | #NAME? | -                        | -        | #NAME?                   | -                       |
| -  | #NAME? | -                        | -        | #NAME?                   | -                       |
| -  | #NAME? | -                        | -        | #NAME?                   | -                       |
| -  | #NAME? | -                        | -        | #NAME?                   | -                       |
| -  | #NAME? | -                        | -        | #NAME?                   | -                       |
| ALL OTHER School Districts: ( Count = 0 )  | #NAME? | -                        | -        | #NAME?                   | -                       |
| TOTAL ENROLLMENT   | #NAME? | -                        | -        | #NAME?                   | -                       |
| REVENUE PER PUPIL  | #NAME? | -                        | -        | #NAME?                   | -                       |
| EXPENSES PER PUPIL   | #NAME? | -                        | -        | #NAME?                   | -                       |

|  |   |   |   | OCEAN HILL COLLEGIATE CHARTER |                                  |                           |                     |                              |                                   |                            |
|--|---|---|---|-------------------------------|----------------------------------|---------------------------|---------------------|------------------------------|-----------------------------------|----------------------------|
|  |   |   |   | Budget / Operating Plan       |                                  |                           |                     |                              |                                   |                            |
|  |   |   |   | 2016-17                       |                                  |                           |                     |                              |                                   |                            |
| Total Revenue  | - | - | - | #NAME?                        | #NAME?                           | -                         | -                   |                              |                                   |                            |
| Total Expenses   | - | - | - | #NAME?                        | #NAME?                           | -                         | -                   |                              |                                   |                            |
| Net Income   | - | - | - | #NAME?                        | #NAME?                           | -                         | -                   |                              |                                   |                            |
| Actual Student Enrollment  | - | - | - |                               |                                  | -                         | -                   |                              |                                   |                            |
|  |   |   |   | TOTALS AND VARIANCE ANALYSIS  |                                  |                           |                     |                              |                                   |                            |
| *NOTE: Enrollment, Revenue and Expenditure Data IN the 'Total and Variance Analysis' Section is Based on LAST ACTUAL Quarter Completed |   |   |   | Actual                        | Current Budget (Current Quarter) | Actual vs. Current Budget | Current Budget - TY | Actual vs. Current Budget TY | Original Budget (Current Quarter) | Actual vs. Original Budget |
|  |   |   |   |                               |                                  |                           |                     |                              |                                   |                            |
| REVENUE  |   |   |   |                               |                                  |                           |                     |                              |                                   |                            |
| REVENUES FROM STATE SOURCES  |   |   |   |                               |                                  |                           |                     |                              |                                   |                            |
| Per Pupil Revenue  |   |   |   | CY Per Pupil Rate             |                                  |                           |                     |                              |                                   |                            |
| NYC CHANCELLOR'S OFFICE  |   |   |   | #NAME?                        |                                  |                           |                     |                              |                                   |                            |
| -  |   |   |   | #N/A                          |                                  |                           |                     |                              |                                   |                            |
| -  |   |   |   | #N/A                          |                                  |                           |                     |                              |                                   |                            |
| -  |   |   |   | #N/A                          |                                  |                           |                     |                              |                                   |                            |
| -  |   |   |   | #N/A                          |                                  |                           |                     |                              |                                   |                            |
| -  |   |   |   | #N/A                          |                                  |                           |                     |                              |                                   |                            |
| -  |   |   |   | #N/A                          |                                  |                           |                     |                              |                                   |                            |
| -  |   |   |   | #N/A                          |                                  |                           |                     |                              |                                   |                            |
| -  |   |   |   | #N/A                          |                                  |                           |                     |                              |                                   |                            |
| -  |   |   |   | #N/A                          |                                  |                           |                     |                              |                                   |                            |
| -  |   |   |   | #N/A                          |                                  |                           |                     |                              |                                   |                            |
| -  |   |   |   | #N/A                          |                                  |                           |                     |                              |                                   |                            |
| -  |   |   |   | #N/A                          |                                  |                           |                     |                              |                                   |                            |
| -  |   |   |   | #N/A                          |                                  |                           |                     |                              |                                   |                            |
| -  |   |   |   | #N/A                          |                                  |                           |                     |                              |                                   |                            |
| -  |   |   |   | #N/A                          |                                  |                           |                     |                              |                                   |                            |
| -  |   |   |   | #N/A                          |                                  |                           |                     |                              |                                   |                            |
| -  |   |   |   | #N/A                          |                                  |                           |                     |                              |                                   |                            |
| ALL OTHER School Districts: ( Count = 0 )  |   |   |   | #N/A                          |                                  |                           |                     |                              |                                   |                            |
| TOTAL Per Pupil Revenue (Weighted Average Per Pupil Funding)   |   |   |   | #NAME?                        |                                  |                           |                     |                              |                                   |                            |
| Special Education Revenue  |   |   |   |                               |                                  |                           |                     |                              |                                   |                            |
| Grants   |   |   |   |                               |                                  |                           |                     |                              |                                   |                            |
| Stimulus   |   |   |   |                               |                                  |                           |                     |                              |                                   |                            |
| DYCD (Department of Youth and Community Development)   |   |   |   |                               |                                  |                           |                     |                              |                                   |                            |
| Other  |   |   |   |                               |                                  |                           |                     |                              |                                   |                            |
| Other  |   |   |   |                               |                                  |                           |                     |                              |                                   |                            |
| TOTAL REVENUE FROM STATE SOURCES   |   |   |   |                               |                                  |                           |                     |                              |                                   |                            |
| REVENUE FROM FEDERAL FUNDING   |   |   |   |                               |                                  |                           |                     |                              |                                   |                            |
| IDEA Special Needs   |   |   |   |                               |                                  |                           |                     |                              |                                   |                            |
| Title I  |   |   |   |                               |                                  |                           |                     |                              |                                   |                            |
| Title Funding - Other  |   |   |   |                               |                                  |                           |                     |                              |                                   |                            |
| School Food Service (Free Lunch)   |   |   |   |                               |                                  |                           |                     |                              |                                   |                            |
| Grants   |   |   |   |                               |                                  |                           |                     |                              |                                   |                            |
| Charter School Program (CSP) Planning & Implementation   |   |   |   |                               |                                  |                           |                     |                              |                                   |                            |
| Other  |   |   |   |                               |                                  |                           |                     |                              |                                   |                            |
| Other  |   |   |   |                               |                                  |                           |                     |                              |                                   |                            |
| TOTAL REVENUE FROM FEDERAL SOURCES   |   |   |   |                               |                                  |                           |                     |                              |                                   |                            |
| LOCAL and OTHER REVENUE  |   |   |   |                               |                                  |                           |                     |                              |                                   |                            |
| Contributions and Donations  |   |   |   |                               |                                  |                           |                     |                              |                                   |                            |
| Fundraising  |   |   |   |                               |                                  |                           |                     |                              |                                   |                            |
| Erate Reimbursement  |   |   |   |                               |                                  |                           |                     |                              |                                   |                            |
| Earnings on Investments  |   |   |   |                               |                                  |                           |                     |                              |                                   |                            |
| Interest Income  |   |   |   |                               |                                  |                           |                     |                              |                                   |                            |
| Food Service (Income from meals)   |   |   |   |                               |                                  |                           |                     |                              |                                   |                            |
| Text Book  |   |   |   |                               |                                  |                           |                     |                              |                                   |                            |
| OTHER  |   |   |   |                               |                                  |                           |                     |                              |                                   |                            |
| TOTAL REVENUE FROM LOCAL and OTHER SOURCES   |   |   |   |                               |                                  |                           |                     |                              |                                   |                            |
| TOTAL REVENUE  |   |   |   | -                             | -                                | -                         | #NAME?              | #NAME?                       | -                                 | -                          |

|  |                  |   |   | OCEAN HILL COLLEGIATE CHARTER |                                  |                                   |                            |                              |
|--|------------------|---|---|-------------------------------|----------------------------------|-----------------------------------|----------------------------|------------------------------|
|  |                  |   |   | Budget / Operating Plan       |                                  |                                   |                            |                              |
|  |                  |   |   | 2016-17                       |                                  |                                   |                            |                              |
| Total Revenue  | -                | - | - | #NAME?                        | #NAME?                           | -                                 | -                          |                              |
| Total Expenses   | -                | - | - | #NAME?                        | #NAME?                           | -                                 | -                          |                              |
| Net Income   | -                | - | - | #NAME?                        | #NAME?                           | -                                 | -                          |                              |
| Actual Student Enrollment  | -                | - | - |                               |                                  | -                                 | -                          |                              |
|  |                  |   |   | TOTALS AND VARIANCE ANALYSIS  |                                  |                                   |                            |                              |
| *NOTE: Enrollment, Revenue and Expenditure Data IN the 'Total and Variance Analysis' Section is Based on LAST ACTUAL Quarter Completed |                  |   |   | Actual                        | Current Budget (Current Quarter) | Actual vs. Current Budget         | Current Budget - TY        | Actual vs. Current Budget TY |
|  |                  |   |   | Actual                        | Current Budget                   | Original Budget (Current Quarter) | Actual vs. Original Budget |                              |
| EXPENSES   | Quarter 0        |   |   |                               |                                  |                                   |                            |                              |
| ADMINISTRATIVE STAFF PERSONNEL COSTS   | No. of Positions |   |   |                               |                                  |                                   |                            |                              |
| Executive Management   | #NAME?           | - | - | -                             | #NAME?                           | #NAME?                            | -                          | -                            |
| Instructional Management   | #NAME?           | - | - | -                             | #NAME?                           | #NAME?                            | -                          | -                            |
| Deans, Directors & Coordinators  | #NAME?           | - | - | -                             | #NAME?                           | #NAME?                            | -                          | -                            |
| CFO / Director of Finance  | #NAME?           | - | - | -                             | #NAME?                           | #NAME?                            | -                          | -                            |
| Operation / Business Manager   | #NAME?           | - | - | -                             | #NAME?                           | #NAME?                            | -                          | -                            |
| Administrative Staff   | #NAME?           | - | - | -                             | #NAME?                           | #NAME?                            | -                          | -                            |
| TOTAL ADMINISTRATIVE STAFF   | #NAME?           | - | - | -                             | #NAME?                           | #NAME?                            | -                          | -                            |
| INSTRUCTIONAL PERSONNEL COSTS  |                  |   |   |                               |                                  |                                   |                            |                              |
| Teachers - Regular   | #NAME?           | - | - | -                             | #NAME?                           | #NAME?                            | -                          | -                            |
| Teachers - SPED  | #NAME?           | - | - | -                             | #NAME?                           | #NAME?                            | -                          | -                            |
| Substitute Teachers  | #NAME?           | - | - | -                             | #NAME?                           | #NAME?                            | -                          | -                            |
| Teaching Assistants  | #NAME?           | - | - | -                             | #NAME?                           | #NAME?                            | -                          | -                            |
| Specialty Teachers   | #NAME?           | - | - | -                             | #NAME?                           | #NAME?                            | -                          | -                            |
| Aides  | #NAME?           | - | - | -                             | #NAME?                           | #NAME?                            | -                          | -                            |
| Therapists & Counselors  | #NAME?           | - | - | -                             | #NAME?                           | #NAME?                            | -                          | -                            |
| Other  | #NAME?           | - | - | -                             | #NAME?                           | #NAME?                            | -                          | -                            |
| TOTAL INSTRUCTIONAL  | #NAME?           | - | - | -                             | #NAME?                           | #NAME?                            | -                          | -                            |
| NON-INSTRUCTIONAL PERSONNEL COSTS  |                  |   |   |                               |                                  |                                   |                            |                              |
| Nurse  | #NAME?           | - | - | -                             | #NAME?                           | #NAME?                            | -                          | -                            |
| Librarian  | #NAME?           | - | - | -                             | #NAME?                           | #NAME?                            | -                          | -                            |
| Custodian  | #NAME?           | - | - | -                             | #NAME?                           | #NAME?                            | -                          | -                            |
| Security   | #NAME?           | - | - | -                             | #NAME?                           | #NAME?                            | -                          | -                            |
| Other  | #NAME?           | - | - | -                             | #NAME?                           | #NAME?                            | -                          | -                            |
| TOTAL NON-INSTRUCTIONAL  | #NAME?           | - | - | -                             | #NAME?                           | #NAME?                            | -                          | -                            |
| SUBTOTAL PERSONNEL SERVICE COSTS   | #NAME?           | - | - | -                             | #NAME?                           | #NAME?                            | -                          | -                            |
| PAYROLL TAXES AND BENEFITS   |                  |   |   |                               |                                  |                                   |                            |                              |
| Payroll Taxes  |                  | - | - | -                             | #NAME?                           | #NAME?                            | -                          | -                            |
| Fringe / Employee Benefits   |                  | - | - | -                             | #NAME?                           | #NAME?                            | -                          | -                            |
| Retirement / Pension   |                  | - | - | -                             | #NAME?                           | #NAME?                            | -                          | -                            |
| TOTAL PAYROLL TAXES AND BENEFITS   |                  | - | - | -                             | #NAME?                           | #NAME?                            | -                          | -                            |
| TOTAL PERSONNEL SERVICE COSTS  | #NAME?           | - | - | -                             | #NAME?                           | #NAME?                            | -                          | -                            |
| CONTRACTED SERVICES  |                  |   |   |                               |                                  |                                   |                            |                              |
| Accounting / Audit   |                  | - | - | -                             | #NAME?                           | #NAME?                            | -                          | -                            |
| Legal  |                  | - | - | -                             | #NAME?                           | #NAME?                            | -                          | -                            |
| Management Company Fee   |                  | - | - | -                             | #NAME?                           | #NAME?                            | -                          | -                            |
| Nurse Services   |                  | - | - | -                             | #NAME?                           | #NAME?                            | -                          | -                            |
| Food Service / School Lunch  |                  | - | - | -                             | #NAME?                           | #NAME?                            | -                          | -                            |
| Payroll Services   |                  | - | - | -                             | #NAME?                           | #NAME?                            | -                          | -                            |
| Special Ed Services  |                  | - | - | -                             | #NAME?                           | #NAME?                            | -                          | -                            |
| Titlement Services (i.e. Title I)  |                  | - | - | -                             | #NAME?                           | #NAME?                            | -                          | -                            |
| Other Purchased / Professional / Consulting  |                  | - | - | -                             | #NAME?                           | #NAME?                            | -                          | -                            |
| TOTAL CONTRACTED SERVICES  |                  | - | - | -                             | #NAME?                           | #NAME?                            | -                          | -                            |

|  |   |   |   | OCEAN HILL COLLEGIATE CHARTER |                                  |                           |                                   |                            |
|--|---|---|---|-------------------------------|----------------------------------|---------------------------|-----------------------------------|----------------------------|
|  |   |   |   | Budget / Operating Plan       |                                  |                           |                                   |                            |
|  |   |   |   | 2016-17                       |                                  |                           |                                   |                            |
| Total Revenue  | - | - | - | #NAME?                        | #NAME?                           | -                         | -                                 |                            |
| Total Expenses   | - | - | - | #NAME?                        | #NAME?                           | -                         | -                                 |                            |
| Net Income   | - | - | - | #NAME?                        | #NAME?                           | -                         | -                                 |                            |
| Actual Student Enrollment  | - | - | - |                               |                                  | -                         | -                                 |                            |
|  |   |   |   | TOTALS AND VARIANCE ANALYSIS  |                                  |                           |                                   |                            |
| *NOTE: Enrollment, Revenue and Expenditure Data IN the 'Total and Variance Analysis' Section is Based on LAST ACTUAL Quarter Completed |   |   |   | Actual                        | Current Budget (Current Quarter) | Actual vs. Current Budget | Original Budget (Current Quarter) | Actual vs. Original Budget |
| SCHOOL OPERATIONS  |   |   |   |                               |                                  |                           |                                   |                            |
| Board Expenses   | - | - | - | #NAME?                        | #NAME?                           | -                         | -                                 |                            |
| Classroom / Teaching Supplies & Materials  | - | - | - | #NAME?                        | #NAME?                           | -                         | -                                 |                            |
| Special Ed Supplies & Materials  | - | - | - | #NAME?                        | #NAME?                           | -                         | -                                 |                            |
| Textbooks / Workbooks  | - | - | - | #NAME?                        | #NAME?                           | -                         | -                                 |                            |
| Supplies & Materials other   | - | - | - | #NAME?                        | #NAME?                           | -                         | -                                 |                            |
| Equipment / Furniture  | - | - | - | #NAME?                        | #NAME?                           | -                         | -                                 |                            |
| Telephone  | - | - | - | #NAME?                        | #NAME?                           | -                         | -                                 |                            |
| Technology   | - | - | - | #NAME?                        | #NAME?                           | -                         | -                                 |                            |
| Student Testing & Assessment   | - | - | - | #NAME?                        | #NAME?                           | -                         | -                                 |                            |
| Field Trips  | - | - | - | #NAME?                        | #NAME?                           | -                         | -                                 |                            |
| Transportation (student)   | - | - | - | #NAME?                        | #NAME?                           | -                         | -                                 |                            |
| Student Services - other   | - | - | - | #NAME?                        | #NAME?                           | -                         | -                                 |                            |
| Office Expense   | - | - | - | #NAME?                        | #NAME?                           | -                         | -                                 |                            |
| Staff Development  | - | - | - | #NAME?                        | #NAME?                           | -                         | -                                 |                            |
| Staff Recruitment  | - | - | - | #NAME?                        | #NAME?                           | -                         | -                                 |                            |
| Student Recruitment / Marketing  | - | - | - | #NAME?                        | #NAME?                           | -                         | -                                 |                            |
| School Meals / Lunch   | - | - | - | #NAME?                        | #NAME?                           | -                         | -                                 |                            |
| Travel (Staff)   | - | - | - | #NAME?                        | #NAME?                           | -                         | -                                 |                            |
| Fundraising  | - | - | - | #NAME?                        | #NAME?                           | -                         | -                                 |                            |
| Other  | - | - | - | #NAME?                        | #NAME?                           | -                         | -                                 |                            |
| TOTAL SCHOOL OPERATIONS  | - | - | - | #NAME?                        | #NAME?                           | -                         | -                                 |                            |
| FACILITY OPERATION & MAINTENANCE   |   |   |   |                               |                                  |                           |                                   |                            |
| Insurance  | - | - | - | #NAME?                        | #NAME?                           | -                         | -                                 |                            |
| Janitorial   | - | - | - | #NAME?                        | #NAME?                           | -                         | -                                 |                            |
| Building and Land Rent / Lease / Facility Finance Interest   | - | - | - | #NAME?                        | #NAME?                           | -                         | -                                 |                            |
| Repairs & Maintenance  | - | - | - | #NAME?                        | #NAME?                           | -                         | -                                 |                            |
| Equipment / Furniture  | - | - | - | #NAME?                        | #NAME?                           | -                         | -                                 |                            |
| Security   | - | - | - | #NAME?                        | #NAME?                           | -                         | -                                 |                            |
| Utilities  | - | - | - | #NAME?                        | #NAME?                           | -                         | -                                 |                            |
| TOTAL FACILITY OPERATION & MAINTENANCE   | - | - | - | #NAME?                        | #NAME?                           | -                         | -                                 |                            |
| DEPRECIATION & AMORTIZATION  |   |   |   | -                             | -                                | -                         | -                                 |                            |
| RESERVES / CONTINGENCY   |   |   |   | -                             | -                                | -                         | -                                 |                            |
| TOTAL EXPENSES   | - | - | - | #NAME?                        | #NAME?                           | -                         | -                                 |                            |
| NET INCOME   | - | - | - | #NAME?                        | #NAME?                           | -                         | -                                 |                            |

|  |   |   |   | OCEAN HILL COLLEGIATE CHARTER                            |                                  |                           |                                   |
|--|---|---|---|--|----------------------------------|---------------------------|-----------------------------------|
|  |   |   |   | Budget / Operating Plan                                  |                                  |                           |                                   |
|  |   |   |   | 2016-17  |                                  |                           |                                   |
| Total Revenue  | - | - | - | #NAME?   | #NAME?                           | -                         | -                                 |
| Total Expenses   | - | - | - | #NAME?   | #NAME?                           | -                         | -                                 |
| Net Income   | - | - | - | #NAME?   | #NAME?                           | -                         | -                                 |
| Actual Student Enrollment  | - | - | - |  |                                  | -                         | -                                 |
|  |   |   |   | TOTALS AND VARIANCE ANALYSIS                             |                                  |                           |                                   |
| *NOTE: Enrollment, Revenue and Expenditure Data IN the 'Total and Variance Analysis' Section is Based on LAST ACTUAL Quarter Completed |   |   |   | Actual   | Current Budget (Current Quarter) | Actual vs. Current Budget | Original Budget (Current Quarter) |
|  |   |   |   | Actual   | Current Budget                   | Current Budget - TY       | Actual vs. Original Budget        |
| ENROLLMENT - *School Districts Are Linked To Above Entries*  |   |   |   | * Enrollment Data Based on Last Actual Quarter Completed |                                  |                           |                                   |
| NYC CHANCELLOR'S OFFICE  |   |   |   | -  | -                                | -                         | -                                 |
| -  |   |   |   | -  | -                                | -                         | -                                 |
| -  |   |   |   | -  | -                                | -                         | -                                 |
| -  |   |   |   | -  | -                                | -                         | -                                 |
| -  |   |   |   | -  | -                                | -                         | -                                 |
| -  |   |   |   | -  | -                                | -                         | -                                 |
| -  |   |   |   | -  | -                                | -                         | -                                 |
| -  |   |   |   | -  | -                                | -                         | -                                 |
| -  |   |   |   | -  | -                                | -                         | -                                 |
| -  |   |   |   | -  | -                                | -                         | -                                 |
| -  |   |   |   | -  | -                                | -                         | -                                 |
| -  |   |   |   | -  | -                                | -                         | -                                 |
| -  |   |   |   | -  | -                                | -                         | -                                 |
| -  |   |   |   | -  | -                                | -                         | -                                 |
| ALL OTHER School Districts: ( Count = 0 )  |   |   |   | -  | -                                | -                         | -                                 |
| TOTAL ENROLLMENT   |   |   |   | -  | -                                | -                         | -                                 |
| REVENUE PER PUPIL  |   |   |   | -  | -                                | -                         | -                                 |
| EXPENSES PER PUPIL   |   |   |   | -  | -                                | -                         | -                                 |

## SCHOOL

|  |                   |  |  |                               |
|--|-------------------|--|--|-------------------------------|
| Total Revenue  | #NAME?            | #NAME?                                 | -  | -                             |
| Total Expenses   | 5,172,897         | 5,172,897                              | -  | -                             |
| Net Income   | #NAME?            | #NAME?                                 | -  | -                             |
| Actual Student Enrollment  |                   |  | -  |                               |
|  |                   | 5                                      |  |                               |
| *NOTE: Enrollment, Revenue and Expenditure Data IN the 'Total and Variance Analysis' Section is Based on LAST ACTUAL Quarter Completed |                   | Actual<br>vs.<br>Original<br>Budget TY | P Y Actual (P Y<br>TY / No. of<br>COMPLETED<br>Actual CY<br>Quarters | Actual CY<br>vs.<br>Actual PY |
| <b>REVENUE</b>   |                   |  |  |                               |
| <b>REVENUES FROM STATE SOURCES</b>   |                   |  |  |                               |
| Per Pupil Revenue  | CY Per Pupil Rate |  |  |                               |
| NYC CHANCELLOR'S OFFICE  | #NAME?            | #NAME?                                 | -  | -                             |
| -  | #N/A              | #N/A                                   | -  | -                             |
| -  | #N/A              | #N/A                                   | -  | -                             |
| -  | #N/A              | #N/A                                   | -  | -                             |
| -  | #N/A              | #N/A                                   | -  | -                             |
| -  | #N/A              | #N/A                                   | -  | -                             |
| -  | #N/A              | #N/A                                   | -  | -                             |
| -  | #N/A              | #N/A                                   | -  | -                             |
| -  | #N/A              | #N/A                                   | -  | -                             |
| -  | #N/A              | #N/A                                   | -  | -                             |
| -  | #N/A              | #N/A                                   | -  | -                             |
| -  | #N/A              | #N/A                                   | -  | -                             |
| -  | #N/A              | #N/A                                   | -  | -                             |
| -  | #N/A              | #N/A                                   | -  | -                             |
| -  | #N/A              | #N/A                                   | -  | -                             |
| -  | #N/A              | #N/A                                   | -  | -                             |
| ALL OTHER School Districts: ( Count = 0 )  | #N/A              | #N/A                                   | -  | -                             |
| TOTAL Per Pupil Revenue (Weighted Average Per Pupil Funding)   | #NAME?            | #NAME?                                 | -  | -                             |
| Special Education Revenue  | 488,330           | (488,330)                              | -  | -                             |
| Grants   |                   |  |  |                               |
| Stimulus   | -                 | -                                      | -  | -                             |
| DYCD (Department of Youth and Community Development)   | -                 | -                                      | -  | -                             |
| Other  | -                 | -                                      | -  | -                             |
| Other  | -                 | -                                      | -  | -                             |
| TOTAL REVENUE FROM STATE SOURCES   | #NAME?            | #NAME?                                 | -  | -                             |
| <b>REVENUE FROM FEDERAL FUNDING</b>  |                   |  |  |                               |
| IDEA Special Needs   | 20,223            | (20,223)                               | -  | -                             |
| Title I  | 93,933            | (93,933)                               | -  | -                             |
| Title Funding - Other  | 4,135             | (4,135)                                | -  | -                             |
| School Food Service (Free Lunch)   | -                 | -                                      | -  | -                             |
| Grants   |                   |  |  |                               |
| Charter School Program (CSP) Planning & Implementation   | -                 | -                                      | -  | -                             |
| Other  | -                 | -                                      | -  | -                             |
| Other  | 42,297            | (42,297)                               | -  | -                             |
| TOTAL REVENUE FROM FEDERAL SOURCES   | 160,588           | (160,588)                              | -  | -                             |
| <b>LOCAL and OTHER REVENUE</b>   |                   |  |  |                               |
| Contributions and Donations  | -                 | -                                      | -  | -                             |
| Fundraising  | -                 | -                                      | -  | -                             |
| Erate Reimbursement  | -                 | -                                      | -  | -                             |
| Earnings on Investments  | -                 | -                                      | -  | -                             |
| Interest Income  | -                 | -                                      | -  | -                             |
| Food Service (Income from meals)   | -                 | -                                      | -  | -                             |
| Text Book  | -                 | -                                      | -  | -                             |
| OTHER  | -                 | -                                      | -  | -                             |
| TOTAL REVENUE FROM LOCAL and OTHER SOURCES   | -                 | -                                      | -  | -                             |
| <b>TOTAL REVENUE</b>   | #NAME?            | #NAME?                                 | -  | -                             |

| SCHOOL   |           |                               |  |                         |
|--|-----------|-------------------------------|--|-------------------------|
| Total Revenue  | #NAME?    | #NAME?                        | -  | -                       |
| Total Expenses   | 5,172,897 | 5,172,897                     | -  | -                       |
| Net Income   | #NAME?    | #NAME?                        | -  | -                       |
| Actual Student Enrollment  |           |                               | -  |                         |
|  |           | 5                             |  |                         |
| *NOTE: Enrollment, Revenue and Expenditure Data IN the 'Total and Variance Analysis' Section is Based on LAST ACTUAL Quarter Completed |           | Actual vs. Original Budget TY | P Y Actual (P Y TY / No. of COMPLETED Actual CY Quarters | Actual CY vs. Actual PY |
| EXPENSES   |           |                               |  |                         |
| ADMINISTRATIVE STAFF PERSONNEL COSTS   |           |                               |  |                         |
|  |           | Quarter 0                     |  |                         |
|  |           | No. of Positions              |  |                         |
| Executive Management   | #NAME?    | -                             | -  | -                       |
| Instructional Management   | #NAME?    | 136,611                       | 136,611  | -                       |
| Deans, Directors & Coordinators  | #NAME?    | 465,507                       | 465,507  | -                       |
| CFO / Director of Finance  | #NAME?    | -                             | -  | -                       |
| Operation / Business Manager   | #NAME?    | -                             | -  | -                       |
| Administrative Staff   | #NAME?    | 158,000                       | 158,000  | -                       |
| TOTAL ADMINISTRATIVE STAFF   | #NAME?    | 760,118                       | 760,118  | -                       |
| INSTRUCTIONAL PERSONNEL COSTS  |           |                               |  |                         |
| Teachers - Regular   | #NAME?    | 1,635,496                     | 1,635,496  | -                       |
| Teachers - SPED  | #NAME?    | 283,260                       | 283,260  | -                       |
| Substitute Teachers  | #NAME?    | -                             | -  | -                       |
| Teaching Assistants  | #NAME?    | 56,102                        | 56,102   | -                       |
| Specialty Teachers   | #NAME?    | 54,410                        | 54,410   | -                       |
| Aides  | #NAME?    | -                             | -  | -                       |
| Therapists & Counselors  | #NAME?    | 78,477                        | 78,477   | -                       |
| Other  | #NAME?    | 169,142                       | 169,142  | -                       |
| TOTAL INSTRUCTIONAL  | #NAME?    | 2,276,886                     | 2,276,886  | -                       |
| NON-INSTRUCTIONAL PERSONNEL COSTS  |           |                               |  |                         |
| Nurse  | #NAME?    | -                             | -  | -                       |
| Librarian  | #NAME?    | -                             | -  | -                       |
| Custodian  | #NAME?    | -                             | -  | -                       |
| Security   | #NAME?    | -                             | -  | -                       |
| Other  | #NAME?    | 66,500                        | 66,500   | -                       |
| TOTAL NON-INSTRUCTIONAL  | #NAME?    | 66,500                        | 66,500   | -                       |
| SUBTOTAL PERSONNEL SERVICE COSTS   |           | #NAME?                        | 3,103,504  | 3,103,504               |
| PAYROLL TAXES AND BENEFITS   |           |                               |  |                         |
| Payroll Taxes  |           | 242,418                       | 242,418  | -                       |
| Fringe / Employee Benefits   |           | 257,900                       | 257,900  | -                       |
| Retirement / Pension   |           | 91,110                        | 91,110   | -                       |
| TOTAL PAYROLL TAXES AND BENEFITS   |           | 591,428                       | 591,428  | -                       |
| TOTAL PERSONNEL SERVICE COSTS  |           | #NAME?                        | 3,694,933  | 3,694,933               |
| CONTRACTED SERVICES  |           |                               |  |                         |
| Accounting / Audit   |           | 5,000                         | 5,000  | -                       |
| Legal  |           | 4,000                         | 4,000  | -                       |
| Management Company Fee   |           | 425,575                       | 425,575  | -                       |
| Nurse Services   |           | 200                           | 200  | -                       |
| Food Service / School Lunch  |           | -                             | -  | -                       |
| Payroll Services   |           | -                             | -  | -                       |
| Special Ed Services  |           | -                             | -  | -                       |
| Titlement Services (i.e. Title I)  |           | -                             | -  | -                       |
| Other Purchased / Professional / Consulting  |           | 232,290                       | 232,290  | -                       |
| TOTAL CONTRACTED SERVICES  |           | 667,066                       | 667,066  | -                       |



**SCHOOL**

|   |                  |                  |          |          |
|---|------------------|------------------|----------|----------|
| <b>Total Revenue</b>  | <b>#NAME?</b>    | <b>#NAME?</b>    | -        | -        |
| <b>Total Expenses</b>   | <b>5,172,897</b> | <b>5,172,897</b> | -        | -        |
| <b>Net Income</b>   | <b>#NAME?</b>    | <b>#NAME?</b>    | -        | -        |
| <b>Actual Student Enrollment</b>  |                  |                  | -        |          |
|   |                  |                  |          |          |
| 5   |                  |                  |          |          |
| <div> <div> <div>*NOTE: Enrollment, Revenue and Expenditure Data IN the 'Total and Variance Analysis' Section is Based on LAST ACTUAL Quarter Completed</div> </div> <div> <div>Actual vs. Original Budget TY</div> <div>Actual vs. Original Budget TY</div> <div>PY Actual (PY TY / No. of COMPLETED Actual CY Quarters</div> <div>Actual CY vs. Actual PY</div> </div> </div> |                  |                  |          |          |
| <b>SCHOOL OPERATIONS</b>  |                  |                  |          |          |
| Board Expenses  | 452              | 452              | -        | -        |
| Classroom / Teaching Supplies & Materials   | 63,580           | 63,580           | -        | -        |
| Special Ed Supplies & Materials   | 5,000            | 5,000            | -        | -        |
| Textbooks / Workbooks   | -                | -                | -        | -        |
| Supplies & Materials other  | -                | -                | -        | -        |
| Equipment / Furniture   | -                | -                | -        | -        |
| Telephone   | -                | -                | -        | -        |
| Technology  | 188,150          | 188,150          | -        | -        |
| Student Testing & Assessment  | 13,755           | 13,755           | -        | -        |
| Field Trips   | 123,200          | 123,200          | -        | -        |
| Transportation (student)  | 9,000            | 9,000            | -        | -        |
| Student Services - other  | 3,000            | 3,000            | -        | -        |
| Office Expense  | -                | -                | -        | -        |
| Staff Development   | 127,765          | 127,765          | -        | -        |
| Staff Recruitment   | 6,000            | 6,000            | -        | -        |
| Student Recruitment / Marketing   | 7,105            | 7,105            | -        | -        |
| School Meals / Lunch  | 20,000           | 20,000           | -        | -        |
| Travel (Staff)  | -                | -                | -        | -        |
| Fundraising   | -                | -                | -        | -        |
| Other   | 211,085          | 211,085          | -        | -        |
| <b>TOTAL SCHOOL OPERATIONS</b>  | <b>778,093</b>   | <b>778,093</b>   | <b>-</b> | <b>-</b> |
| <b>FACILITY OPERATION &amp; MAINTENANCE</b>   |                  |                  |          |          |
| Insurance   | -                | -                | -        | -        |
| Janitorial  | 2,000            | 2,000            | -        | -        |
| Building and Land Rent / Lease / Facility Finance Interest  | 6,001            | 6,001            | -        | -        |
| Repairs & Maintenance   | 7,000            | 7,000            | -        | -        |
| Equipment / Furniture   | 17,804           | 17,804           | -        | -        |
| Security  | -                | -                | -        | -        |
| Utilities   | -                | -                | -        | -        |
| <b>TOTAL FACILITY OPERATION &amp; MAINTENANCE</b>   | <b>32,805</b>    | <b>32,805</b>    | <b>-</b> | <b>-</b> |
| <b>DEPRECIATION &amp; AMORTIZATION</b>  | -                | -                | -        | -        |
| <b>RESERVES / CONTINGENCY</b>   | -                | -                | -        | -        |
| <b>TOTAL EXPENSES</b>   | <b>5,172,897</b> | <b>5,172,897</b> | <b>-</b> | <b>-</b> |
| <b>NET INCOME</b>   | <b>#NAME?</b>    | <b>#NAME?</b>    | <b>-</b> | <b>-</b> |

|  |           |                               |  |                         |
|--|-----------|-------------------------------|--|-------------------------|
| SCHOOL   |           |                               |  |                         |
| Total Revenue  | #NAME?    | #NAME?                        | -  | -                       |
| Total Expenses   | 5,172,897 | 5,172,897                     | -  | -                       |
| Net Income   | #NAME?    | #NAME?                        | -  | -                       |
| Actual Student Enrollment  |           |                               | -  |                         |
|  |           | 5                             |  |                         |
| *NOTE: Enrollment, Revenue and Expenditure Data IN the 'Total and Variance Analysis' Section is Based on LAST ACTUAL Quarter Completed |           | Actual vs. Original Budget TY | PY Actual (PY TY / No. of COMPLETED Actual CY Quarters | Actual CY vs. Actual PY |
| ENROLLMENT - *School Districts Are Linked To Above Entries*  |           |                               |  |                         |
| NYC CHANCELLOR'S OFFICE  |           |                               | -  | -                       |
| -  |           |                               | -  | -                       |
| -  |           |                               | -  | -                       |
| -  |           |                               | -  | -                       |
| -  |           |                               | -  | -                       |
| -  |           |                               | -  | -                       |
| -  |           |                               | -  | -                       |
| -  |           |                               | -  | -                       |
| -  |           |                               | -  | -                       |
| -  |           |                               | -  | -                       |
| -  |           |                               | -  | -                       |
| -  |           |                               | -  | -                       |
| -  |           |                               | -  | -                       |
| -  |           |                               | -  | -                       |
| -  |           |                               | -  | -                       |
| ALL OTHER School Districts: ( Count = 0 )  |           |                               | -  | -                       |
| TOTAL ENROLLMENT   |           |                               | -  | -                       |
| REVENUE PER PUPIL  |           |                               | -  | -                       |
| EXPENSES PER PUPIL   |           |                               | -  | -                       |



**Charter Schools Institute**  
The State University of New York

**Annual Report Requirement**  
*for SUNY Authorized Charter Schools*  
**OCEAN HILL COLLEGIATE CHARTER SCHOOL**  
**2016-17**

Administrative  
expenditures per pupil:

\$0.00

Per NYS Statute

Administrative expenditures per pupil: the sum of all general administration salaries and other general administration expenditures divided by the total number of enrolled students. Employee benefit costs or expenditures should not be reported here.

**\*NOTE: THIS TAB ONLY NEEDS TO BE COMPLETED FOR Q4**

|   |
|---|
| <b>Disclosure of Financial Interest by a Current or Proposed Charter School Education Corporation Trustee</b> |
|---|

Trustee Name:

\_\_\_\_**Laura Blankfein**\_\_\_\_\_

Name of Charter School Education Corporation (for an unmerged school, this is the Charter School Name):

\_\_\_\_\_**Uncommon New York City Charter Schools**\_\_\_\_\_

1. List all positions held on the education corporation board (e.g., president, treasurer, parent representative). none

2. Is the trustee an employee of any school operated by the Education Corporation?  
\_\_\_\_**Yes** \_\_X\_\_**No**

If **Yes**, for each school, please provide a description of the position(s) you hold, your responsibilities, your salary and your start date.

3. Is the trustee an employee or agent of the management company or institutional partner of the charter school(s) governed by the Education Corporation?  
\_\_\_\_**Yes** \_X\_\_\_**No**

If **Yes**, for each school, please provide a description of the position(s) you hold, your responsibilities, your salary and your start date.

4. Identify each interest/transaction (and provide the requested information) that you or any of your immediate family members or any persons who live with you in your house have held or engaged in with the charter school(s) governed by the Education Corporation during the time you have served on the board, and in the six-month period prior to such service. If there has been no such financial interest or transaction, write **None**. Please note that if you answered **Yes** to Questions 2-4 above, you need not disclose again your employment status, salary, etc.

| Date(s) | Nature of Financial Interest/Transaction | Steps taken to avoid a conflict of interest, (e.g., did not vote, did not participate in discussion) | Name of person holding interest or engaging in transaction and relationship to yourself |
|---------|--|--|---|
|         |  |  |   |

|  |  |             |  |
|--|--|-------------|--|
|  |  | <i>none</i> |  |
|--|--|-------------|--|


5. Identify each individual, business, corporation, union association, firm, partnership, committee proprietorship, franchise holding company, joint stock company, business or real estate trust, non-profit organization, or other organization or group of people doing business with the school(s) governed by the Education Corporation **and** in which such entity, during the time of your tenure as a trustee, you and/or your immediate family member(s) or person(s) living in your house had a financial interest or other relationship. If you are a member, director, officer or employee of an organization formally partnered with the school(s) that is/are doing business with the school(s) through a management or services agreement, please identify only the name of the organization, your position in the organization, and the relationship between such organization and the school(s). If there was no financial interest, write **None**.

| Organization conducting business with the school(s) | Nature of business conducted | Approximate value of the business conducted | Name of Trustee and/or immediate family member of household holding an interest in the organization conducting business with the school(s) and the nature of the interest | Steps Taken to Avoid Conflict of Interest |
|---|------------------------------|---|---|---|
|   |                              |   |   |   |

*none*

Uncommon NYC on behalf of Laura Blankfein      7/29/2016  
Signature      Date

*Please note that this document is considered a public record and as such, may be made available to members of the public upon request under the Freedom of Information Law. Personal contact information provided below will be redacted.*



|   |
|---|
| <b>Disclosure of Financial Interest by a Current or Proposed Charter School Education Corporation Trustee</b> |
|---|

Trustee Name:

Caroline Curry

Name of Charter School Education Corporation (for an unmerged school, this is the Charter School Name):

Uncommon New York City Charter Schools

1. List all positions held on the education corporation board (e.g., president, treasurer, parent representative). Chair of the Audit Committee

2. Is the trustee an employee of any school operated by the Education Corporation?  
Yes X No

If **Yes**, for each school, please provide a description of the position(s) you hold, your responsibilities, your salary and your start date.

3. Is the trustee an employee or agent of the management company or institutional partner of the charter school(s) governed by the Education Corporation?  
Yes X No

If **Yes**, for each school, please provide a description of the position(s) you hold, your responsibilities, your salary and your start date.

4. Identify each interest/transaction (and provide the requested information) that you or any of your immediate family members or any persons who live with you in your house have held or engaged in with the charter school(s) governed by the Education Corporation during the time you have served on the board, and in the six-month period prior to such service. If there has been no such financial interest or transaction, write **None**. Please note that if you answered **Yes** to Questions 2-4 above, you need not disclose again your employment status, salary, etc.

| Date(s) | Nature of Financial Interest/Transaction | Steps taken to avoid a conflict of interest, (e.g., did not vote, did not participate in discussion) | Name of person holding interest or engaging in transaction and relationship to yourself |
|---------|--|--|---|
|         |  |  |   |

|  |  |             |  |
|--|--|-------------|--|
|  |  | <i>none</i> |  |
|--|--|-------------|--|


5. Identify each individual, business, corporation, union association, firm, partnership, committee proprietorship, franchise holding company, joint stock company, business or real estate trust, non-profit organization, or other organization or group of people doing business with the school(s) governed by the Education Corporation **and** in which such entity, during the time of your tenure as a trustee, you and/or your immediate family member(s) or person(s) living in your house had a financial interest or other relationship. If you are a member, director, officer or employee of an organization formally partnered with the school(s) that is/are doing business with the school(s) through a management or services agreement, please identify only the name of the organization, your position in the organization, and the relationship between such organization and the school(s). If there was no financial interest, write **None**.

| Organization conducting business with the school(s) | Nature of business conducted | Approximate value of the business conducted | Name of Trustee and/or immediate family member of household holding an interest in the organization conducting business with the school(s) and the nature of the interest | Steps Taken to Avoid Conflict of Interest |
|---|------------------------------|---|---|---|
|   |                              |   |   |   |

*none*

Uncommon NYC on behalf of Caroline Curry      7/29/2016  
Signature      Date

*Please note that this document is considered a public record and as such, may be made available to members of the public upon request under the Freedom of Information Law. Personal contact information provided below will be redacted.*



|   |
|---|
| <b>Disclosure of Financial Interest by a Current or Proposed Charter School Education Corporation Trustee</b> |
|---|

Trustee Name:

John Greenstein

Name of Charter School Education Corporation (for an unmerged school, this is the Charter School Name):

Uncommon New York City Charter Schools

1. List all positions held on the education corporation board (e.g., president, treasurer, parent representative). None

2. Is the trustee an employee of any school operated by the Education Corporation?  
Yes X No

If **Yes**, for each school, please provide a description of the position(s) you hold, your responsibilities, your salary and your start date.

3. Is the trustee an employee or agent of the management company or institutional partner of the charter school(s) governed by the Education Corporation?  
Yes X No

If **Yes**, for each school, please provide a description of the position(s) you hold, your responsibilities, your salary and your start date.

4. Identify each interest/transaction (and provide the requested information) that you or any of your immediate family members or any persons who live with you in your house have held or engaged in with the charter school(s) governed by the Education Corporation during the time you have served on the board, and in the six-month period prior to such service. If there has been no such financial interest or transaction, write **None**. Please note that if you answered **Yes** to Questions 2-4 above, you need not disclose again your employment status, salary, etc.

| Date(s) | Nature of Financial Interest/Transaction | Steps taken to avoid a conflict of interest, (e.g., did not vote, did not participate in discussion) | Name of person holding interest or engaging in transaction and relationship to yourself |
|---------|--|--|---|
|         |  |  |   |




|  |  |             |  |
|--|--|-------------|--|
|  |  | <i>none</i> |  |
|--|--|-------------|--|

5. Identify each individual, business, corporation, union association, firm, partnership, committee proprietorship, franchise holding company, joint stock company, business or real estate trust, non-profit organization, or other organization or group of people doing business with the school(s) governed by the Education Corporation **and** in which such entity, during the time of your tenure as a trustee, you and/or your immediate family member(s) or person(s) living in your house had a financial interest or other relationship. If you are a member, director, officer or employee of an organization formally partnered with the school(s) that is/are doing business with the school(s) through a management or services agreement, please identify only the name of the organization, your position in the organization, and the relationship between such organization and the school(s). If there was no financial interest, write **None**.

| Organization conducting business with the school(s) | Nature of business conducted | Approximate value of the business conducted | Name of Trustee and/or immediate family member of household holding an interest in the organization conducting business with the school(s) and the nature of the interest | Steps Taken to Avoid Conflict of Interest |
|---|------------------------------|---|---|---|
|   |                              | <i>none</i>                                 |   |   |

Uncommon NYC on behalf of John Greenstein \_\_\_\_\_ 7/29/2016 \_\_\_\_\_  
Signature Date

*Please note that this document is considered a public record and as such, may be made available to members of the public upon request under the Freedom of Information Law. Personal contact information provided below will be redacted.*



|   |
|---|
| <b>Disclosure of Financial Interest by a Current or Proposed Charter School Education Corporation Trustee</b> |
|---|

Trustee Name:

\_\_\_Alison Mass\_\_\_\_\_

Name of Charter School Education Corporation (for an unmerged school, this is the Charter School Name):

\_\_\_\_\_Uncommon New York City Charter Schools\_\_\_\_\_

1. List all positions held on the education corporation board (e.g., president, treasurer, parent representative). None

2. Is the trustee an employee of any school operated by the Education Corporation?  
\_\_\_Yes \_\_\_X\_\_\_No

If **Yes**, for each school, please provide a description of the position(s) you hold, your responsibilities, your salary and your start date.

3. Is the trustee an employee or agent of the management company or institutional partner of the charter school(s) governed by the Education Corporation?  
\_\_\_Yes \_\_\_X\_\_\_No

If **Yes**, for each school, please provide a description of the position(s) you hold, your responsibilities, your salary and your start date.

4. Identify each interest/transaction (and provide the requested information) that you or any of your immediate family members or any persons who live with you in your house have held or engaged in with the charter school(s) governed by the Education Corporation during the time you have served on the board, and in the six-month period prior to such service. If there has been no such financial interest or transaction, write **None**. Please note that if you answered **Yes** to Questions 2-4 above, you need not disclose again your employment status, salary, etc.

| Date(s) | Nature of Financial Interest/Transaction | Steps taken to avoid a conflict of interest, (e.g., did not vote, did not participate in discussion) | Name of person holding interest or engaging in transaction and relationship to yourself |
|---------|--|--|---|
|         |  |  |   |


|  |  |             |  |
|--|--|-------------|--|
|  |  | <i>none</i> |  |
|--|--|-------------|--|

5. Identify each individual, business, corporation, union association, firm, partnership, committee proprietorship, franchise holding company, joint stock company, business or real estate trust, non-profit organization, or other organization or group of people doing business with the school(s) governed by the Education Corporation **and** in which such entity, during the time of your tenure as a trustee, you and/or your immediate family member(s) or person(s) living in your house had a financial interest or other relationship. If you are a member, director, officer or employee of an organization formally partnered with the school(s) that is/are doing business with the school(s) through a management or services agreement, please identify only the name of the organization, your position in the organization, and the relationship between such organization and the school(s). If there was no financial interest, write **None**.

| Organization conducting business with the school(s) | Nature of business conducted | Approximate value of the business conducted | Name of Trustee and/or immediate family member of household holding an interest in the organization conducting business with the school(s) and the nature of the interest | Steps Taken to Avoid Conflict of Interest |
|---|------------------------------|---|---|---|
|   |                              | <i>none</i>                                 |   |   |

Uncommon NYC on behalf of Alison Mass \_\_\_\_\_ 7/29/2016 \_\_\_\_\_  
Signature Date

*Please note that this document is considered a public record and as such, may be made available to members of the public upon request under the Freedom of Information Law. Personal contact information provided below will be redacted.*



|   |
|---|
| <b>Disclosure of Financial Interest by a Current or Proposed Charter School Education Corporation Trustee</b> |
|---|

Trustee Name:

\_\_\_\_**Jeffrey Wetzler**\_\_\_\_\_

Name of Charter School Education Corporation (for an unmerged school, this is the Charter School Name):

\_\_\_\_\_**Uncommon New York City Charter Schools**\_\_\_\_\_

1. List all positions held on the education corporation board (e.g., president, treasurer, parent representative). None

2. Is the trustee an employee of any school operated by the Education Corporation?  
\_\_\_\_**Yes** \_\_X\_\_**No**

If **Yes**, for each school, please provide a description of the position(s) you hold, your responsibilities, your salary and your start date.

3. Is the trustee an employee or agent of the management company or institutional partner of the charter school(s) governed by the Education Corporation?  
\_\_\_\_**Yes** \_X\_\_**No**

If **Yes**, for each school, please provide a description of the position(s) you hold, your responsibilities, your salary and your start date.

4. Identify each interest/transaction (and provide the requested information) that you or any of your immediate family members or any persons who live with you in your house have held or engaged in with the charter school(s) governed by the Education Corporation during the time you have served on the board, and in the six-month period prior to such service. If there has been no such financial interest or transaction, write **None**. Please note that if you answered **Yes** to Questions 2-4 above, you need not disclose again your employment status, salary, etc.

| Date(s) | Nature of Financial Interest/Transaction | Steps taken to avoid a conflict of interest, (e.g., did not vote, did not participate in discussion) | Name of person holding interest or engaging in transaction and relationship to yourself |
|---------|--|--|---|
|         |  |  |   |

|  |  |             |  |
|--|--|-------------|--|
|  |  | <i>none</i> |  |
|--|--|-------------|--|


5. Identify each individual, business, corporation, union association, firm, partnership, committee proprietorship, franchise holding company, joint stock company, business or real estate trust, non-profit organization, or other organization or group of people doing business with the school(s) governed by the Education Corporation **and** in which such entity, during the time of your tenure as a trustee, you and/or your immediate family member(s) or person(s) living in your house had a financial interest or other relationship. If you are a member, director, officer or employee of an organization formally partnered with the school(s) that is/are doing business with the school(s) through a management or services agreement, please identify only the name of the organization, your position in the organization, and the relationship between such organization and the school(s). If there was no financial interest, write **None**.

| Organization conducting business with the school(s) | Nature of business conducted | Approximate value of the business conducted | Name of Trustee and/or immediate family member of household holding an interest in the organization conducting business with the school(s) and the nature of the interest | Steps Taken to Avoid Conflict of Interest |
|---|------------------------------|---|---|---|
|   |                              | <i>none</i>                                 |   |   |

Uncommon NYC on behalf of Jeffrey Wetzler  
Signature

7/29/2016  
Date

*Please note that this document is considered a public record and as such, may be made available to members of the public upon request under the Freedom of Information Law. Personal contact information provided below will be redacted.*



|   |
|---|
| <b>Disclosure of Financial Interest by a Current or Proposed Charter School Education Corporation Trustee</b> |
|---|

Trustee Name:

Chrystal Stokes Williams

Name of Charter School Education Corporation (for an unmerged school, this is the Charter School Name):

Uncommon New York City Charter Schools

1. List all positions held on the education corporation board (e.g., president, treasurer, parent representative). None

2. Is the trustee an employee of any school operated by the Education Corporation?  
\_\_\_ **Yes** \_\_\_ **X** \_\_\_ **No**

If **Yes**, for each school, please provide a description of the position(s) you hold, your responsibilities, your salary and your start date.

3. Is the trustee an employee or agent of the management company or institutional partner of the charter school(s) governed by the Education Corporation?  
\_\_\_ **Yes** \_\_\_ **X** \_\_\_ **No**

If **Yes**, for each school, please provide a description of the position(s) you hold, your responsibilities, your salary and your start date.

4. Identify each interest/transaction (and provide the requested information) that you or any of your immediate family members or any persons who live with you in your house have held or engaged in with the charter school(s) governed by the Education Corporation during the time you have served on the board, and in the six-month period prior to such service. If there has been no such financial interest or transaction, write **None**. Please note that if you answered **Yes** to Questions 2-4 above, you need not disclose again your employment status, salary, etc.

| Date(s) | Nature of Financial Interest/Transaction | Steps taken to avoid a conflict of interest, (e.g., did not vote, did not participate in discussion) | Name of person holding interest or engaging in transaction and relationship to yourself |
|---------|--|--|---|
|         |  |  |   |

|  |  |             |  |
|--|--|-------------|--|
|  |  | <i>none</i> |  |
|--|--|-------------|--|

5. Identify each individual, business, corporation, union association, firm, partnership, committee proprietorship, franchise holding company, joint stock company, business or real estate trust, non-profit organization, or other organization or group of people doing business with the school(s) governed by the Education Corporation **and** in which such entity, during the time of your tenure as a trustee, you and/or your immediate family member(s) or person(s) living in your house had a financial interest or other relationship. If you are a member, director, officer or employee of an organization formally partnered with the school(s) that is/are doing business with the school(s) through a management or services agreement, please identify only the name of the organization, your position in the organization, and the relationship between such organization and the school(s). If there was no financial interest, write **None**.


| Organization conducting business with the school(s) | Nature of business conducted | Approximate value of the business conducted | Name of Trustee and/or immediate family member of household holding an interest in the organization conducting business with the school(s) and the nature of the interest | Steps Taken to Avoid Conflict of Interest |
|---|------------------------------|---|---|---|
|   |                              | <i>none</i>                                 |   |   |

Uncommon NYC on behalf of Chrystal Stokes Williams 7/29/2016\_\_\_\_\_

Signature

Date

*Please note that this document is considered a public record and as such, may be made available to members of the public upon request under the Freedom of Information Law. Personal contact information provided below will be redacted.*



**Disclosure of Financial Interest by a Current or Proposed Charter School  
Education Corporation Trustee**

Trustee Name:

JOHN KIM

Name of Charter School Education Corporation (for an unmerged school, this is the Charter School Name):

Uncommon New York City Charter Schools

1. List all positions held on the education corporation board (e.g., president, treasurer, parent representative). TRUSTEE

2. Is the trustee an employee of any school operated by the Education Corporation?  
\_\_\_ Yes ☒ No

If **Yes**, for each school, please provide a description of the position(s) you hold, your responsibilities, your salary and your start date.

3. Is the trustee an employee or agent of the management company or institutional partner of the charter school(s) governed by the Education Corporation?  
\_\_\_ Yes ☒ No

If **Yes**, for each school, please provide a description of the position(s) you hold, your responsibilities, your salary and your start date.

4. Identify each interest/transaction (and provide the requested information) that you or any of your immediate family members or any persons who live with you in your house have held or engaged in with the charter school(s) governed by the Education Corporation during the time you have served on the board, and in the six-month period prior to such service. If there has been no such financial interest or transaction, write **None**. Please note that if you answered **Yes** to Questions 2-4 above, you need not disclose again your employment status, salary, etc.

| Date(s) | Nature of Financial Interest/Transaction | Steps taken to avoid a conflict of interest, (e.g., did not vote, did not participate in discussion) | Name of person holding interest or engaging in transaction and relationship to yourself |
|---------|--|--|---|
|         |  |  |   |




|   |  |  |  |
|---|--|--|--|
| Please write "None" if applicable. Do not leave this space blank. |  |  |  |
| — NONE —  |  |  |  |

5. Identify each individual, business, corporation, union association, firm, partnership, committee proprietorship, franchise holding company, joint stock company, business or real estate trust, non-profit organization, or other organization or group of people doing business with the school(s) governed by the Education Corporation **and** in which such entity, during the time of your tenure as a trustee, you and/or your immediate family member(s) or person(s) living in your house had a financial interest or other relationship. If you are a member, director, officer or employee of an organization formally partnered with the school(s) that is/are doing business with the school(s) through a management or services agreement, please identify only the name of the organization, your position in the organization, and the relationship between such organization and the school(s). If there was no financial interest, write **None**.

| Organization conducting business with the school(s)               | Nature of business conducted | Approximate value of the business conducted | Name of Trustee and/or immediate family member of household holding an interest in the organization conducting business with the school(s) and the nature of the interest | Steps Taken to Avoid Conflict of Interest |
|---|------------------------------|---|---|---|
| Please write "None" if applicable. Do not leave this space blank. |                              |   |   |   |
|   | —                            | NONE  | —   |   |

Signature John F. ... Date 7/25/16

Please note that this document is considered a public record and as such, may be made available to members of the public upon request under the Freedom of Information Law. Personal contact information provided below will be redacted.



**Disclosure of Financial Interest by a Current or Proposed Charter School  
Education Corporation Trustee**

**Trustee Name:**

ARVIND KRISHNAMURTHY

**Name of Charter School Education Corporation (for an unmerged school, this is the Charter School Name):**

Uncommon New York City Charter Schools

1. List all positions held on the education corporation board (e.g., president, treasurer, parent representative).

2. Is the trustee an employee of any school operated by the Education Corporation?  
     Yes   /   No

If **Yes**, for each school, please provide a description of the position(s) you hold, your responsibilities, your salary and your start date.

3. Is the trustee an employee or agent of the management company or institutional partner of the charter school(s) governed by the Education Corporation?  
     Yes   /   No

If **Yes**, for each school, please provide a description of the position(s) you hold, your responsibilities, your salary and your start date.


4. Identify each interest/transaction (and provide the requested information) that you or any of your immediate family members or any persons who live with you in your house have held or engaged in with the charter school(s) governed by the Education Corporation during the time you have served on the board, and in the six-month period prior to such service. If there has been no such financial interest or transaction, write **None**. Please note that if you answered **Yes** to Questions 2-4 above, you need not disclose again your employment status, salary, etc.

| Date(s) | Nature of Financial Interest/Transaction | Steps taken to avoid a conflict of interest, (e.g., did not vote, did not participate in discussion) | Name of person holding interest or engaging in transaction and relationship to yourself |
|---------|--|--|---|
|         |  |  |   |


|   |  |  |  |
|---|--|--|--|
| <i>Please write "None" if applicable. Do not leave this space blank.</i><br><b>NONE</b> |  |  |  |
|---|--|--|--|

5. Identify each individual, business, corporation, union association, firm, partnership, committee proprietorship, franchise holding company, joint stock company, business or real estate trust, non-profit organization, or other organization or group of people doing business with the school(s) governed by the Education Corporation **and** in which such entity, during the time of your tenure as a trustee, you and/or your immediate family member(s) or person(s) living in your house had a financial interest or other relationship. If you are a member, director, officer or employee of an organization formally partnered with the school(s) that is/are doing business with the school(s) through a management or services agreement, please identify only the name of the organization, your position in the organization, and the relationship between such organization and the school(s). If there was no financial interest, write **None**.

| Organization conducting business with the school(s)                                     | Nature of business conducted | Approximate value of the business conducted | Name of Trustee and/or immediate family member of household holding an interest in the organization conducting business with the school(s) and the nature of the interest | Steps Taken to Avoid Conflict of Interest |
|---|------------------------------|---|---|---|
| <i>Please write "None" if applicable. Do not leave this space blank.</i><br><b>NONE</b> |                              |   |   |   |


7/26/16  
 Signature Date

*Please note that this document is considered a public record and as such, may be made available to members of the public upon request under the Freedom of Information Law. Personal contact information provided below will be redacted.*



|   |
|---|
| <p align="center"><b>Disclosure of Financial Interest by a Current or Proposed Charter School Education Corporation Trustee</b></p> |
|---|

**Trustee Name:**

Linton Mann III

**Name of Charter School Education Corporation (for an unmerged school, this is the Charter School Name):**

Uncommon New York City Charter Schools

1. List all positions held on the education corporation board (e.g., president, treasurer, parent representative). Chair
2. Is the trustee an employee of any school operated by the Education Corporation?  
☐ **Yes** ☒ **No**

If **Yes**, for each school, please provide a description of the position(s) you hold, your responsibilities, your salary and your start date.

3. Is the trustee an employee or agent of the management company or institutional partner of the charter school(s) governed by the Education Corporation?  
☐ **Yes** ☒ **No**

If **Yes**, for each school, please provide a description of the position(s) you hold, your responsibilities, your salary and your start date.

4. Identify each interest/transaction (and provide the requested information) that you or any of your immediate family members or any persons who live with you in your house have held or engaged in with the charter school(s) governed by the Education Corporation during the time you have served on the board, and in the six-month period prior to such service. If there has been no such financial interest or transaction, write **None**. Please note that if you answered **Yes** to Questions 2-4 above, you need not disclose again your employment status, salary, etc.

| Date(s) | Nature of Financial Interest/Transaction | Steps taken to avoid a conflict of interest, (e.g., did not vote, did not participate in discussion) | Name of person holding interest or engaging in transaction and relationship to yourself |
|---------|--|--|---|
|         |  |  |   |

|      |  |  |  |
|------|--|--|--|
| None |  |  |  |
|------|--|--|--|

5. Identify each individual, business, corporation, union association, firm, partnership, committee proprietorship, franchise holding company, joint stock company, business or real estate trust, non-profit organization, or other organization or group of people doing business with the school(s) governed by the Education Corporation **and** in which such entity, during the time of your tenure as a trustee, you and/or your immediate family member(s) or person(s) living in your house had a financial interest or other relationship. If you are a member, director, officer or employee of an organization formally partnered with the school(s) that is/are doing business with the school(s) through a management or services agreement, please identify only the name of the organization, your position in the organization, and the relationship between such organization and the school(s). If there was no financial interest, write **None**.

| Organization conducting business with the school(s) | Nature of business conducted | Approximate value of the business conducted | Name of Trustee and/or immediate family member of household holding an interest in the organization conducting business with the school(s) and the nature of the interest | Steps Taken to Avoid Conflict of Interest |
|---|------------------------------|---|---|---|
| None  |                              |   |   |   |




Signature

07/25/2016

Date

*Please note that this document is considered a public record and as such, may be made available to members of the public upon request under the Freedom of Information Law. Personal contact information provided below will be redacted.*



|   |
|---|
| <b>Disclosure of Financial Interest by a Current or Proposed Charter School Education Corporation Trustee</b> |
|---|

**Trustee Name:**  
**Michael Hall**

---

**Name of Charter School Education Corporation (for an unmerged school, this is the Charter School Name):**

**Uncommon New York City Charter Schools**

**1.** List all positions held on the education corporation board (e.g., president, treasurer, parent representative).

Governance committee member

**2.** Is the trustee an employee of any school operated by the Education Corporation?  
\_\_\_ **Yes** x **No**

If **Yes**, for each school, please provide a description of the position(s) you hold, your responsibilities, your salary and your start date.

**3.** Is the trustee an employee or agent of the management company or institutional partner of the charter school(s) governed by the Education Corporation?

\_\_\_ **Yes** \_\_\_ x \_\_\_ **No**

If **Yes**, for each school, please provide a description of the position(s) you hold, your responsibilities, your salary and your start date.

**4.** Identify each interest/transaction (and provide the requested information) that you or any of your immediate family members or any persons who live with you in your house have held or engaged in with the charter school(s) governed by the Education Corporation during the time you have served on the board, and in the six-month period prior to such service. If there has been no such financial interest or transaction, write **None**. Please note that if you answered **Yes** to Questions 2-4 above, you need not disclose again your employment status, salary, etc.

| Date(s) | Nature of Financial Interest/Transaction | Steps taken to avoid a conflict of interest, (e.g., did not vote, did not participate in discussion) | Name of person holding interest or engaging in transaction and relationship to yourself |
|---------|--|--|---|
|         |  |  |   |

|  |  |  |  |
|--|--|--|--|
| <i>Please write "None" if applicable. Do not leave this space blank.</i> |  |  |  |
|--|--|--|--|

5. Identify each individual, business, corporation, union association, firm, partnership, committee proprietorship, franchise holding company, joint stock company, business or real estate trust, non-profit organization, or other organization or group of people doing business with the school(s) governed by the Education Corporation **and** in which such entity, during the time of your tenure as a trustee, you and/or your immediate family member(s) or person(s) living in your house had a financial interest or other relationship. If you are a member, director, officer or employee of an organization formally partnered with the school(s) that is/are doing business with the school(s) through a management or services agreement, please identify only the name of the organization, your position in the organization, and the relationship between such organization and the school(s). If there was no financial interest, write **None**.


| Organization conducting business with the school(s)                      | Nature of business conducted | Approximate value of the business conducted | Name of Trustee and/or immediate family member of household holding an interest in the organization conducting business with the school(s) and the nature of the interest | Steps Taken to Avoid Conflict of Interest |
|--|------------------------------|---|---|---|
| <i>Please write "None" if applicable. Do not leave this space blank.</i> |                              |   |   |   |

Michael Hall

\_\_\_\_\_  
Signature

\_\_\_\_\_  
7.28.16  
Date

*Please note that this document is considered a public record and as such, may be made available to members of the public upon request under the Freedom of Information Law. Personal contact information provided below will be redacted.*





|   |
|---|
| <b>Disclosure of Financial Interest by a Current or Proposed Charter School Education Corporation Trustee</b> |
|---|

Trustee Name:

IAN SACKS

Name of Charter School Education Corporation (for an unmerged school, this is the Charter School Name):

Uncommon New York City Charter Schools

1. List all positions held on the education corporation board (e.g., president, treasurer, parent representative).

2. Is the trustee an employee of any school operated by the Education Corporation?  
☐ Yes ☒ No

If **Yes**, for each school, please provide a description of the position(s) you hold, your responsibilities, your salary and your start date.

3. Is the trustee an employee or agent of the management company or institutional partner of the charter school(s) governed by the Education Corporation?

☐ Yes ☒ No

If **Yes**, for each school, please provide a description of the position(s) you hold, your responsibilities, your salary and your start date.

4. Identify each interest/transaction (and provide the requested information) that you or any of your immediate family members or any persons who live with you in your house have held or engaged in with the charter school(s) governed by the Education Corporation during the time you have served on the board, and in the six-month period prior to such service. If there has been no such financial interest or transaction, write **None**. Please note that if you answered **Yes** to Questions 2-4 above, you need not disclose again your employment status, salary, etc.

| Date(s) | Nature of Financial Interest/Transaction | Steps taken to avoid a conflict of interest, (e.g., did not vote, did not participate in discussion) | Name of person holding interest or engaging in transaction and relationship to yourself |
|---------|--|--|---|
|         |  |  |   |



|   |  |  |  |
|---|--|--|--|
| Please write "None" if applicable. Do not leave this space blank. |  |  |  |
| None  |  |  |  |


5. Identify each individual, business, corporation, union association, firm, partnership, committee proprietorship, franchise holding company, joint stock company, business or real estate trust, non-profit organization, or other organization or group of people doing business with the school(s) governed by the Education Corporation **and** in which such entity, during the time of your tenure as a trustee, you and/or your immediate family member(s) or person(s) living in your house had a financial interest or other relationship. If you are a member, director, officer or employee of an organization formally partnered with the school(s) that is/are doing business with the school(s) through a management or services agreement, please identify only the name of the organization, your position in the organization, and the relationship between such organization and the school(s). If there was no financial interest, write **None**.

| Organization conducting business with the school(s)               | Nature of business conducted | Approximate value of the business conducted | Name of Trustee and/or immediate family member of household holding an interest in the organization conducting business with the school(s) and the nature of the interest | Steps Taken to Avoid Conflict of Interest |
|---|------------------------------|---|---|---|
| Please write "None" if applicable. Do not leave this space blank. |                              |   |   |   |
|   |                              | None  |   |   |

Signature

Date

Please note that this document is considered a public record and as such, may be made available to members of the public upon request under the Freedom of Information Law. Personal contact information provided below will be redacted.



|   |
|---|
| <p align="center"><b>Disclosure of Financial Interest by a Current or Proposed Charter School<br/>Education Corporation Trustee</b></p> |
|---|

**Trustee Name: St. Claire Gerald**

**Name of Charter School Education Corporation (for an unmerged school, this is the Charter School Name):**

**Uncommon New York City Charter Schools**

1. List all positions held on the education corporation board (e.g., president, treasurer, parent representative). Trustee

2. Is the trustee an employee of any school operated by the Education Corporation?  
 \_\_\_Yes \_\_\_X\_\_\_No

If **Yes**, for each school, please provide a description of the position(s) you hold, your responsibilities, your salary and your start date.

3. Is the trustee an employee or agent of the management company or institutional partner of the charter school(s) governed by the Education Corporation?  
 \_\_\_Yes X\_\_\_No

If **Yes**, for each school, please provide a description of the position(s) you hold, your responsibilities, your salary and your start date.

4. Identify each interest/transaction (and provide the requested information) that you or any of your immediate family members or any persons who live with you in your house have held or engaged in with the charter school(s) governed by the Education Corporation during the time you have served on the board, and in the six-month period prior to such service. If there has been no such financial interest or transaction, write **None**. Please note that if you answered **Yes** to Questions 2-4 above, you need not disclose again your employment status, salary, etc.

| Date(s)  | Nature of Financial Interest/Transaction | Steps taken to avoid a conflict of interest, (e.g., did not vote, did not participate in discussion) | Name of person holding interest or engaging in transaction and relationship to yourself |
|--|--|--|---|
| None   | None                                     |  |   |
| <i>Please write "None" if applicable. Do not leave this space blank.</i> |  |  |   |


5. Identify each individual, business, corporation, union association, firm, partnership, committee proprietorship, franchise holding company, joint stock company, business or real estate trust, non-profit organization, or other organization or group of people doing business with the school(s) governed by the Education Corporation and in which such entity, during the time of your tenure as a trustee, you and/or your immediate family member(s) or person(s) living in your house had a financial interest or other relationship. If you are a member, director, officer or employee of an organization formally partnered with the school(s) that is/are doing business with the school(s) through a management or services agreement, please identify only the name of the organization, your position in the organization, and the relationship between such organization and the school(s). If there was no financial interest, write **None**.

| Organization conducting business with the school(s) | Nature of business conducted                                      | Approximate value of the business conducted | Name of Trustee and/or immediate family member of household holding an interest in the organization conducting business with the school(s) and the nature of the interest | Steps Taken to Avoid Conflict of Interest |
|---|---|---|---|---|
| None  | Please write "None" if applicable. Do not leave this space blank. |   |   |   |
|   |   |   |   |   |

St. Claire Gerald  
Signature

7/23/16  
Date

Please note that this document is considered a public record and as such, may be made available to members of the public upon request under the Freedom of Information Law. Personal contact information provided below will be redacted.



**Disclosure of Financial Interest by a Current or Proposed Charter School  
Education Corporation Trustee**

**Trustee Name:**

DAVID SALTZMAN

**Name of Charter School Education Corporation (for an unmerged school, this is the Charter School Name):**

Uncommon New York City Charter Schools

1. List all positions held on the education corporation board (e.g., president, treasurer, parent representative). CHAIR

2. Is the trustee an employee of any school operated by the Education Corporation?  
Yes ☒ No

If **Yes**, for each school, please provide a description of the position(s) you hold, your responsibilities, your salary and your start date.

3. Is the trustee an employee or agent of the management company or institutional partner of the charter school(s) governed by the Education Corporation?

Yes ☒ No, BUT I SERVE AS THE EXECUTIVE DIRECTOR OF ROBIN HOOD, AN ORGANIZATION THAT FUNDS UNCOMMON  
If **Yes**, for each school, please provide a description of the position(s) you hold, your responsibilities, your salary and your start date.

4. Identify each interest/transaction (and provide the requested information) that you or any of your immediate family members or any persons who live with you in your house have held or engaged in with the charter school(s) governed by the Education Corporation during the time you have served on the board, and in the six-month period prior to such service. If there has been no such financial interest or transaction, write **None**. Please note that if you answered **Yes** to Questions 2-4 above, you need not disclose again your employment status, salary, etc.

| Date(s) | Nature of Financial Interest/Transaction | Steps taken to avoid a conflict of interest, (e.g., did not vote, did not participate in discussion) | Name of person holding interest or engaging in transaction and relationship to yourself |
|---------|--|--|---|
|         |  |  |   |


|             |  |  |  |
|-------------|--|--|--|
| <i>NONE</i> |  |  |  |
|-------------|--|--|--|

5. Identify each individual, business, corporation, union association, firm, partnership, committee proprietorship, franchise holding company, joint stock company, business or real estate trust, non-profit organization, or other organization or group of people doing business with the school(s) governed by the Education Corporation **and** in which such entity, during the time of your tenure as a trustee, you and/or your immediate family member(s) or person(s) living in your house had a financial interest or other relationship. If you are a member, director, officer or employee of an organization formally partnered with the school(s) that is/are doing business with the school(s) through a management or services agreement, please identify only the name of the organization, your position in the organization, and the relationship between such organization and the school(s). If there was no financial interest, write **None**.

| Organization conducting business with the school(s) | Nature of business conducted | Approximate value of the business conducted | Name of Trustee and/or immediate family member of household holding an interest in the organization conducting business with the school(s) and the nature of the interest | Steps Taken to Avoid Conflict of Interest                       |
|---|------------------------------|---|---|---|
| <i>ROBIN HOOD FUNDER</i>                            |                              |   |   | <i>I DO NOT VOTE ON ANY GRANTS, INCLUDING THOSE TO UNCOMMON</i> |

*[Signature]*                      *8/20/16*  
 Signature                                      Date

*Please note that this document is considered a public record and as such, may be made available to members of the public upon request under the Freedom of Information Law. Personal contact information provided below will be redacted.*



**Disclosure of Financial Interest by a Current or Proposed Charter School  
Education Corporation Trustee**

**Trustee Name:**

Shakima Jones

**Name of Charter School Education Corporation (for an unmerged school, this is the Charter School Name):**

Uncommon New York City Charter Schools

1. List all positions held on the education corporation board (e.g., president, treasurer, parent representative). Trustee

2. Is the trustee an employee of any school operated by the Education Corporation?  
     Yes   X   No

If **Yes**, for each school, please provide a description of the position(s) you hold, your responsibilities, your salary and your start date.

3. Is the trustee an employee or agent of the management company or institutional partner of the charter school(s) governed by the Education Corporation?  
     Yes   X   No

If **Yes**, for each school, please provide a description of the position(s) you hold, your responsibilities, your salary and your start date.

4. Identify each interest/transaction (and provide the requested information) that you or any of your immediate family members or any persons who live with you in your house have held or engaged in with the charter school(s) governed by the Education Corporation during the time you have served on the board, and in the six-month period prior to such service. If there has been no such financial interest or transaction, write **None**. Please note that if you answered **Yes** to Questions 2-4 above, you need not disclose again your employment status, salary, etc.

| Date(s) | Nature of Financial Interest/Transaction | Steps taken to avoid a conflict of interest, (e.g., did not vote, did not participate in discussion) | Name of person holding interest or engaging in transaction and relationship to yourself |
|---------|--|--|---|
|         |  |  |   |

|   |
|---|
| <b>Disclosure of Financial Interest by a Current or Proposed Charter School Education Corporation Trustee</b> |
|---|

Trustee Name:

**Ekwutozia Nwabuzor**

Name of Charter School Education Corporation (for an unmerged school, this is the Charter School Name):

**Uncommon New York City Charter Schools**

1. List all positions held on the education corporation board (e.g., president, treasurer, parent representative). **N/A**

2. Is the trustee an employee of any school operated by the Education Corporation?  
\_\_\_\_ **Yes** \_\_\_ ☒ **No**

If **Yes**, for each school, please provide a description of the position(s) you hold, your responsibilities, your salary and your start date.

3. Is the trustee an employee or agent of the management company or institutional partner of the charter school(s) governed by the Education Corporation?  
\_\_\_\_ **Yes** \_\_\_ ☒ **No**

If **Yes**, for each school, please provide a description of the position(s) you hold, your responsibilities, your salary and your start date.

4. Identify each interest/transaction (and provide the requested information) that you or any of your immediate family members or any persons who live with you in your house have held or engaged in with the charter school(s) governed by the Education Corporation during the time you have served on the board, and in the six-month period prior to such service. If there has been no such financial interest or transaction, write **None**. Please note that if you answered **Yes** to Questions 2-4 above, you need not disclose again your employment status, salary, etc.

| Date(s) | Nature of Financial Interest/Transaction | Steps taken to avoid a conflict of interest, (e.g., did not vote, did not participate in discussion) | Name of person holding interest or engaging in transaction and relationship to yourself |
|---------|--|--|---|
| None    | None                                     | None   | None  |

*Please write "None" if applicable. Do not leave this space blank.*


5. Identify each individual, business, corporation, union association, firm, partnership, committee proprietorship, franchise holding company, joint stock company, business or real estate trust, non-profit organization, or other organization or group of people doing business with the school(s) governed by the Education Corporation **and** in which such entity, during the time of your tenure as a trustee, you and/or your immediate family member(s) or person(s) living in your house had a financial interest or other relationship. If you are a member, director, officer or employee of an organization formally partnered with the school(s) that is/are doing business with the school(s) through a management or services agreement, please identify only the name of the organization, your position in the organization, and the relationship between such organization and the school(s). If there was no financial interest, write **None**.

| Organization conducting business with the school(s)                      | Nature of business conducted | Approximate value of the business conducted | Name of Trustee and/or immediate family member of household holding an interest in the organization conducting business with the school(s) and the nature of the interest | Steps Taken to Avoid Conflict of Interest |
|--|------------------------------|---|---|---|
| None   | None                         | None  | None  | None                                      |
| <i>Please write "None" if applicable. Do not leave this space blank.</i> |                              |   |   |   |

Signature

Date

*Please note that this document is considered a public record and as such, may be made available to members of the public upon request under the Freedom of Information Law. Personal contact information provided below will be redacted.*





|   |
|---|
| <b>Disclosure of Financial Interest by a Current or Proposed Charter School Education Corporation Trustee</b> |
|---|

Trustee Name: Joseph Wayland

---

Name of Charter School Education Corporation (for an unmerged school, this is the Charter School Name):

Uncommon New York City Charter Schools

1. List all positions held on the education corporation board (e.g., president, treasurer, parent representative). Treasurer

2. Is the trustee an employee of any school operated by the Education Corporation?  
\_\_\_Yes \_\_\_x\_\_\_No

If **Yes**, for each school, please provide a description of the position(s) you hold, your responsibilities, your salary and your start date.

3. Is the trustee an employee or agent of the management company or institutional partner of the charter school(s) governed by the Education Corporation?

\_\_\_Yes \_\_\_x\_\_\_No

If **Yes**, for each school, please provide a description of the position(s) you hold, your responsibilities, your salary and your start date.


4. Identify each interest/transaction (and provide the requested information) that you or any of your immediate family members or any persons who live with you in your house have held or engaged in with the charter school(s) governed by the Education Corporation during the time you have served on the board, and in the six-month period prior to such service. If there has been no such financial interest or transaction, write **None**. Please note that if you answered **Yes** to Questions 2-4 above, you need not disclose again your employment status, salary, etc.

| Date(s) | Nature of Financial Interest/Transaction | Steps taken to avoid a conflict of interest, (e.g., did not vote, did not participate in discussion) | Name of person holding interest or engaging in transaction and relationship to yourself |
|---------|--|--|---|
|         |  |  |   |

|  |      |  |  |
|--|------|--|--|
|  | NONE |  |  |
|--|------|--|--|


5. Identify each individual, business, corporation, union association, firm, partnership, committee proprietorship, franchise holding company, joint stock company, business or real estate trust, non-profit organization, or other organization or group of people doing business with the school(s) governed by the Education Corporation and in which such entity, during the time of your tenure as a trustee, you and/or your immediate family member(s) or person(s) living in your house had a financial interest or other relationship. If you are a member, director, officer or employee of an organization formally partnered with the school(s) that is/are doing business with the school(s) through a management or services agreement, please identify only the name of the organization, your position in the organization, and the relationship between such organization and the school(s). If there was no financial interest, write **None**.

| Organization conducting business with the school(s)                      | Nature of business conducted | Approximate value of the business conducted | Name of Trustee and/or immediate family member of household holding an interest in the organization conducting business with the school(s) and the nature of the interest | Steps Taken to Avoid Conflict of Interest |
|--|------------------------------|---|---|---|
| <i>Please write "None" if applicable. Do not leave this space blank.</i> |                              |   |   |   |
|  | NONE                         |   |   |   |

  
Signature

7/26/16  
Date

*Please note that this document is considered a public record and as such, may be made available to members of the public upon request under the Freedom of Information Law. Personal contact information provided below will be redacted.*



|   |
|---|
| <b>Disclosure of Financial Interest by a Current or Proposed Charter School Education Corporation Trustee</b> |
|---|

**Trustee Name:**

Brett Peiser \_\_\_\_\_

**Name of Charter School Education Corporation (for an unmerged school, this is the Charter School Name):**

**Uncommon New York City Charter Schools**

1. List all positions held on the education corporation board (e.g., president, treasurer, parent representative).

2. Is the trustee an employee of any school operated by the Education Corporation?  
\_\_\_\_ **Yes** \_\_\_\_ **X** \_\_\_\_ **No**

If **Yes**, for each school, please provide a description of the position(s) you hold, your responsibilities, your salary and your start date.

3. Is the trustee an employee or agent of the management company or institutional partner of the charter school(s) governed by the Education Corporation?

\_\_ **X** \_\_\_\_ **Yes** \_\_\_\_ **No**

If **Yes**, for each school, please provide a description of the position(s) you hold, your responsibilities, your salary and your start date. Chief Executive Officer, Uncommon Schools, \$275,000, 7/1/05.

4. Identify each interest/transaction (and provide the requested information) that you or any of your immediate family members or any persons who live with you in your house have held or engaged in with the charter school(s) governed by the Education Corporation during the time you have served on the board, and in the six-month period prior to such service. If there has been no such financial interest or transaction, write **None**. Please note that if you answered **Yes** to Questions 2-4 above, you need not disclose again your employment status, salary, etc.

| Date(s) | Nature of Financial Interest/Transaction | Steps taken to avoid a conflict of interest, (e.g., did not vote, did not participate in discussion) | Name of person holding interest or engaging in transaction and relationship to |
|---------|--|--|--|
|         |  |  |  |

|  |   |  |                 |
|--|---|--|-----------------|
|  |   |  | <b>yourself</b> |
| <i>Please write "None" if applicable. Do not leave this space blank.</i> | <b>I am the CEO of Uncommon Schools, the schools' management partner.</b> | <b>I recuse myself from any conversations related to the Board's relationship with Uncommon.</b> | <b>Myself.</b>  |

5. Identify each individual, business, corporation, union association, firm, partnership, committee proprietorship, franchise holding company, joint stock company, business or real estate trust, non-profit organization, or other organization or group of people doing business with the school(s) governed by the Education Corporation and in which such entity, during the time of your tenure as a trustee, you and/or your immediate family member(s) or person(s) living in your house had a financial interest or other relationship. If you are a member, director, officer or employee of an organization formally partnered with the school(s) that is/are doing business with the school(s) through a management or services agreement, please identify only the name of the organization, your position in the organization, and the relationship between such organization and the school(s). If there was no financial interest, write **None**.


| <b>Organization conducting business with the school(s)</b> | <b>Nature of business conducted</b>                                       | <b>Approximate value of the business conducted</b> | <b>Name of Trustee and/or immediate family member of household holding an interest in the organization conducting business with the school(s) and the nature of the interest</b> | <b>Steps Taken to Avoid Conflict of Interest</b>   |
|--|---|--|--|--|
| <b>Uncommon Schools.</b>                                   | <b>I am the CEO of Uncommon Schools, the schools' management partner.</b> |  | <b>Myself.</b>   | <b>I recuse myself from any conversations related to the Board's relationship with Uncommon.</b> |



\_\_\_\_\_  
Signature

\_\_\_\_\_  
Date

*Please note that this document is considered a public record and as such, may be made available to members of the public upon request under the Freedom of Information Law. Personal contact information provided below will be redacted.*





**Disclosure of Financial Interest by a Current or Proposed Charter School  
Education Corporation Trustee**

Trustee Name:

TONY PASQUARTIELLO

Name of Charter School Education Corporation (for an unmerged school, this is the Charter School Name):

Uncommon New York City Charter Schools

1. List all positions held on the education corporation board (e.g., president, treasurer, parent representative). CO-VICE CHAIR

2. Is the trustee an ~~employee~~ of any school operated by the Education Corporation?  
☐ Yes ☒ No

If **Yes**, for each school, please provide a description of the position(s) you hold, your responsibilities, your salary and your start date.

3. Is the trustee an employee or agent of the management company or institutional partner of ~~the charter~~ school(s) governed by the Education Corporation?

☐ Yes ☒ No

If **Yes**, for each school, please provide a description of the position(s) you hold, your responsibilities, your salary and your start date.

4. Identify each interest/transaction (and provide the requested information) that you or any of your immediate family members or any persons who live with you in your house have held or engaged in with the charter school(s) governed by the Education Corporation during the time you have served on the board, and in the six-month period prior to such service. If there has been no such financial interest or transaction, write **None**. Please note that if you answered **Yes** to Questions 2-4 above, you need not disclose again your employment status, salary, etc.

| Date(s) | Nature of Financial Interest/Transaction | Steps taken to avoid a conflict of interest, (e.g., did not vote, did not participate in discussion) | Name of person holding interest or engaging in transaction and relationship to yourself |
|---------|--|--|---|
|         | <u>NONE</u>                              |  |   |

|   |  |  |  |
|---|--|--|--|
| Please write "None" if applicable. Do not leave this space blank. |  |  |  |
|---|--|--|--|


5. Identify each individual, business, corporation, union association, firm, partnership, committee proprietorship, franchise holding company, joint stock company, business or real estate trust, non-profit organization, or other organization or group of people doing business with the school(s) governed by the Education Corporation and in which such entity, during the time of your tenure as a trustee, you and/or your immediate family member(s) or person(s) living in your house had a financial interest or other relationship. If you are a member, director, officer or employee of an organization formally partnered with the school(s) that is/are doing business with the school(s) through a management or services agreement, please identify only the name of the organization, your position in the organization, and the relationship between such organization and the school(s). If there was no financial interest, write **None**.

| Organization conducting business with the school(s)               | Nature of business conducted | Approximate value of the business conducted | Name of Trustee and/or immediate family member of household holding an interest in the organization conducting business with the school(s) and the nature of the interest | Steps Taken to Avoid Conflict of Interest |
|---|------------------------------|---|---|---|
| Please write "None" if applicable. Do not leave this space blank. |                              |   |   |   |
| None  |                              |   |   |   |

Signature A. W. R.

Date 7/27/16

Please note that this document is considered a public record and as such, may be made available to members of the public upon request under the Freedom of Information Law. Personal contact information provided below will be redacted.





# Entry 9 BOT Table

Last updated: 07/29/2016

## Page 1

### 1. Current Board Member Information

|   | Trustee Name      | Email Address | Position on the Board     | Committee Affiliations  | Voting Member? (Y/N) | Area of Expertise, and/or Additional Role at School (parent, staff member, etc.) | Number of Terms Served and Length of Each (Include election date and term expiration) |
|---|-------------------|---------------|---------------------------|-------------------------|----------------------|--|---|
| 1 | Linton Mann III   |               | Chair/Board President     | Executive, Academic     | Yes                  | Legal  | 1 - Elected June 2016, Term expires June 2019   |
| 2 | David Saltzman    |               |                           |                         | Yes                  | program  | 1 - Elected June 2016, Term expires June 2019   |
| 3 | Tony Pasquariello |               | Vice Chair/Vice President | Executive               | Yes                  | finance  | 1 - Elected June 2016, Term expires June 2019   |
| 4 | Laura Blankfein   |               |                           | academic, development   | Yes                  | program  | 1 - Elected June 2016, Term expires June 2019   |
| 5 | Caroline Curry    |               |                           | audit (committee Chair) | Yes                  | finance  | 1 - Elected June 2016, Term expires June 2019   |
|   |                   |               |                           |                         |                      | parent representat   | 1 - Elected   |



|    |                       |  |                      |     |                              |   |
|----|-----------------------|--|----------------------|-----|------------------------------|---|
| 6  | St. Claire Gerald     |  | finance              | Yes | ive, organization management | June 2016, Term expires June 2019             |
| 7  | John Greenstein       |  | finance              | Yes | finance                      | 1 - Elected June 2016, Term expires June 2019 |
| 8  | Michael Hall          |  | development          | Yes | finance                      | 1 - Elected June 2016, Term expires June 2019 |
| 9  | Shakima Jones         |  | academic             | Yes | parent representative        | 1 - Elected June 2016, Term expires June 2019 |
| 10 | John Kim              |  | academic             | Yes | finance                      | 1 - Elected June 2016, Term expires June 2019 |
| 11 | Arvind Krishnamurthy  |  | academic, audit      | Yes | finance                      | 1 - Elected June 2016, Term expires June 2019 |
| 12 | Alison Mass           |  | finance, development | Yes | finance                      | 1 - Elected June 2016, Term expires June 2019 |
| 13 | Ekwutozia U. Nwabuzor |  | finance, audit       | Yes | legal/finance                | 1 - Elected June 2016, Term expires June 2019 |
| 14 | Brett Peiser          |  |                      | No  | program                      | 1 - Elected June 2016, Term expires June 2019 |
|    |                       |  | academic,            |     |                              | 1 - Elected June 2016,                        |

|    |                          |  |           |                                      |     |         |   |
|----|--------------------------|--|-----------|--------------------------------------|-----|---------|---|
| 15 | Ian Sacks                |  |           | development                          | Yes | finance | Term expires June 2019                        |
| 16 | Joseph F. Wayland        |  | Treasurer | executive, finance (committee chair) | Yes | legal   | 1 - Elected June 2016, Term expires June 2019 |
| 17 | Jeffrey Wetzler          |  |           | Academic                             | Yes | program | 1 - Elected June 2016, Term expires June 2019 |
| 18 | Chrystal Stokes Williams |  |           | Development                          | Yes | finance | 1 - Elected June 2016, Term expires June 2019 |
| 19 |                          |  |           |                                      |     |         |   |
| 20 |                          |  |           |                                      |     |         |   |

## 2. Total Number of Members on June 30, 2015

18

## 3. Total Number of Members Joining the Board 2015-16 School Year

0

## 4. Total Number of Members Departing the Board during the 2015-16 School Year

0

## 5. Number of Voting Members 2015-16, as set by the by-laws, resolution or minutes

between 5-25 (actual 18)

## 6. Number of Board Meetings Conducted in the 2015-16 School Year

5

---

**7. Number of Board Meetings Scheduled for the 2016-17 School Year**

5

**Thank you.**

## **Plan for Meeting Enrollment and Retention Targets**

As a public school, Ocean Hill Collegiate Charter School (Ocean Hill Collegiate) is open to children who are eligible under the laws of New York State for admission to a public school. The school follows all applicable state and federal laws in admitting students. Ocean Hill Collegiate does not discriminate on the basis of intellectual ability, measures of achievement or aptitude, athletic ability, disability, race, creed, national origin, religion, or any other grounds that would be unlawful, in accordance with §2854(2) of the Education Law, the Americans With Disabilities Act, and to the extent permitted by Title IX of the Federal Civil Rights Act.

In accordance with the May 2010 amendments of the Education Law subdivision 2851(4), Ocean Hill Collegiate is committed to meeting and exceeding the enrollment targets prescribed by the SUNY Trustees for charter schools for students with disabilities, English language learners, and students who are eligible applicants for the free and reduced price lunch program.

Ocean Hill Collegiate is committed to attracting and retaining all students by offering a high- quality educational program, hiring and training highly-qualified teachers, and communicating regularly with families.

### ***I. Outreach to Target Populations***

In accordance with the May 2010 amendments to the Charter Schools Act, Ocean Hill Collegiate aims to meet and exceed the enrollment targets prescribed by the SUNY Trustees for charter schools and through extensive outreach, the school will attract students who reflect the demographics of its CSD, including students with disabilities, English language learners, and students who are eligible applicants for the free and reduced price lunch program. In an effort to meet and exceed the SUNY enrollment targets, Ocean Hill Collegiate follows the measures below, among others, to recruit student applicants.

#### IIA. Overview of Recruitment Strategies

In alignment with our school's mission to serve all students from our surrounding communities, Ocean Hill Collegiate, in coordination with other schools within the Uncommon Schools New York City region, will go to great lengths to ensure that our student recruitment outreach efforts target students with disabilities, students who are English language learners and students who are eligible for free or reduced price lunches. Ocean Hill Collegiate and Uncommon Schools NYC will specifically target these high priority student groups, and will also continue to work to ensure that all NYC students have the information and access required to pursue an Uncommon education.

Specifically,

- All Uncommon Schools in New York City that will recruit new students will continue to work together on community outreach efforts. By combining our efforts and sharing information about all of our schools at one time, we will be able to reach far

more students in New York City than if our schools work independently. This has most effectively been achieved through a network-wide Community Day, in which all Uncommon Schools have come together to canvass across Brooklyn, while simultaneously partnering with community organizations to host book fairs in some of our biggest Community School Districts.

- Our schools will continue to use a combined application that will allow a family to apply to multiple Uncommon Schools with just one application. This will make it easier for a family to learn about and access all of our schools and allows our schools to reach a broader population of students.
- One of our largest efforts to reach prospective students will continue to be through multiple mailings that we will send out throughout the student recruitment season. The New York City Department of Education provides lists of students by current grade and zip code to Vanguard Direct, Inc. Uncommon Schools will choose the zip codes near our schools that have the highest number of FRPL and ELL students and then will partner with Vanguard to send a mailing to those families. The final list will include close to 20,000 families of rising Kindergarten or 5th grade students. The mailing will include an application in English and Spanish as well as our brochure and a self-addressed, stamped envelope to limit the barrier to return the completed application.
- Uncommon Schools NYC will continue to run both English and Spanish language ads in the New York City Housing Authority Journal. On their website, the NYCHA Journal says they are “hand-delivered to each of the 178,000 apartments in NYCHA’s 334 public housing developments throughout the five boroughs.” It will also be distributed to more than 10,000 NYCHA employees, and mailed to elected officials and community leaders. It is also available through email subscription.
- Uncommon Schools NYC will continue to run both English and Spanish language ads in the Brooklyn Family Magazine and El Diario – other publications with great readerships.
- Uncommon Schools NYC will continue to run advertisements for enrollment on buses with strategic routes throughout the CSDs we serve in Brooklyn.
  - In order to reach a wider range of potential applicants, we have also launched turnstile advertisements at strategic subway stops like Broadway Junction and selected other highly trafficked subway stops for ads as well.

## IIB. Recruitment of Students with Disabilities

In order to meet enrollment targets for students with disabilities, Ocean Hill Collegiate will target its outreach to the families of students with disabilities by focusing on recruiting efforts at organizations serving students with disabilities and creating recruiting materials that more explicitly target students with disabilities.

Specifically,

- Using a list created by NYSED, Ocean Hill Collegiate will continue to identify and target all preschools that are certified to offer services to students with disabilities in our school communities. Head Starts will be included in this search, as they are mandated to serve a student body with at least 10% students with disabilities. We will identify a list of preschools that are high priority for our schools due to their location and student population. These high priority sites will receive calls, visits, and recruitment materials for both elementary and middle school. In particular, Ocean Hill Collegiate will work with early childhood development centers in the Brownsville community, including Head Start centers.
- Uncommon Schools will continue to identify other Head Starts and daycares. While slightly farther away from our schools, each center will still receive a call from our admissions office to introduce Uncommon Schools NYC as well as to offer to have an Uncommon Schools NYC staff member visit the preschool in person to provide more information. These preschools will also receive a mailing that contains brochures, flyers and Kindergarten and 5th grade applications.
- Ocean Hill Collegiate will continue to reach out to schools in our CSD, and talk about the supports we offer students. Ocean Hill Collegiate will ask if they have any referrals for students that would benefit from our programmatic support.
- Ocean Hill Collegiate will continue to build strong connections with our Committee on Special Education and we will also ensure they know we are an option for students, should they wish to recommend students to join us.
- Ocean Hill Collegiate will reach out to related service agencies that we work with/have worked with in the past, and talk about the supports we offer students. We will ask if they have any clients they could recommend to apply.

To increase the likelihood that families of students with disabilities who receive recruiting materials will submit an application and to ensure that families of students with disabilities know that their students are eligible for our schools, we will continue to include language in all our recruiting materials to encourage families of students with disabilities to apply.

Specifically,

- We will ensure that all our outreach and application materials clearly state that all students, including those with disabilities, are eligible to apply. This language will appear on our enrollment websites, Kindergarten and 5th grade lottery applications, waitlist applications for all grades, the brochures that we will distribute to organizations and mail to 20,000 Brooklyn families, as well as in the presentations given at our information sessions.
- Our admissions brochure will continue to explicitly mention our high quality intervention programs that our schools offer of tutoring and small group instruction.
- Our admissions office and school based staff will continue to be trained on this question so that they could answer the concerns of any families of potential applicants with special needs who called in.

- We will create a one-page overview of Special Education Services at Uncommon Schools, providing families with information about our support services.

## IIC. Recruitment of English Language Learner

In order to meet enrollment targets for students who are English language learners, Ocean Hill Collegiate will continue to put a strong emphasis on recruiting students who are English language learners, and particularly, given the neighborhood in which our school is located, Spanish-speaking populations. Ocean Hill Collegiate will continue to target its outreach efforts at organizations serving students and families who are English language learners and will continue translating all its student recruitment materials.

Specifically,

- To plan our outreach efforts, we will continue to use Census tract data to create maps showing the distributions of the populations of the top five most spoken languages after English. We will use these maps to locate the highest density areas of these non-English speaking populations near our schools.
- Using these maps, we will continue to create two community canvassing walks Ocean Hill Collegiate to take to travel through those neighborhoods. On the walks, school staff will visit local stores, organizations, and apartment buildings and hang flyers and leave brochures and applications in English and in Spanish at each location. In addition, school staff will talk to residents along the way (in English and in Spanish) to spread the word about our schools.
- We will continue to translate all our outreach materials that are distributed by our schools. Materials that will be produced and disseminated in English and Spanish will include our enrollment website and online lottery and waitlist applications, paper lottery applications, full color brochures and flyers, posters, informational packets, and tear away information sheets.
- We will continue to utilize the New York City Charter School Center's Common Application, which is available to families in six different languages.
- We will continue to identify high priority local community organizations to reach out to based on factors including location, age group served and proximity to high non- English speaking populations. Each organization will receive a call from our admissions office by a fluent Spanish speaking staff member and a mailing including brochures, flyers and applications in both English and Spanish.
- We will continue to meet with the Committee for Hispanic Children and Families, a non-profit referral service which helps Hispanic families find daycares, schools and enrichment programs for their students, to ensure that they are aware of our schools for an option for their families and provide them with outreach materials that they could share with the families that they serve.
- A Spanish speaking staff member will continue to be available at our admissions office by phone and email 40 hours a week. Not only will he/she be available to take incoming calls, he/she will also follow up with all Spanish speaking families to encourage them to send in documentation to qualify for

all admissions preferences to ensure they had the best possible chance of acceptance into our schools.

- We will continue to take advantage of the DOE's Over-the-phone Interpretation Services, which allows our school staff members to communicate with a parent with the assistance of an interpreter on the phone. This service has increased our capacity to connect with families who speak a wider range of languages.
- Uncommon Schools NYC will continue to run Spanish language ads with El Diario – a Spanish publication with the largest readership increase than any other daily newspaper in New York.
- We also know that families of our current ELL students are our best resource to reach new ELL students. All families at our schools will continue to receive applications to distribute to family and friends in English and Spanish. Families of ELL students will continue to receive extra applications in Spanish. In addition, each school will continue to identify families of ELL students and families of non-ELL students where some Spanish is spoken at home who are interested in volunteering to support student admissions efforts. These families will meet with a school staff member to learn about a variety of ways that they can get the word out about our schools and distribute applications to others. These families will also be encouraged to speak at their churches, or other local organizations to spread the word about our schools.
  - Uncommon Schools NYC will continue to run Google ads in Spanish so that families searching for information about schools in New York City in Spanish will see ads for our school and be directed to our Spanish webpages and applications.
  - Each applicant, whether they are selected in the lottery or placed on the waitlist, will continue to receive a letter in both Spanish and English telling them the results of the lottery and the next steps to enrolling in the school.

#### IID. Recruitment of Students Eligible for Free and Reduced Price Lunch

In order to meet enrollment targets for students who are eligible for free and reduced price lunch, Ocean Hill Collegiate will continue to place a high priority on recruiting students who qualify for free and reduced price lunch. Ocean Hill Collegiate will focus its recruiting efforts at organizations serving students who are eligible for free and reduced price lunch, as well as conducting outreach in New York City Housing Authority housing developments.

Specifically,

- Similar to our strategy for reaching new ELL families, we believe that enlisting the help of the families of FRPL students who are currently in our schools, is one of the most effective ways of recruiting new FRPL students. All of our schools will continue to send home Kindergarten and 5th grade lottery applications with all their current students. In addition, schools will continue to ask families who are interested in volunteering further to assist with hanging flyers in their neighborhoods, participating in phone banks to local organizations, or speaking at churches or other organizations that they are involved with.



- Ocean Hill Collegiate will continue to work closely with a number of community organizations, in particular local Head Starts. Head Start programs are designed to serve low-income families, enrolling only families that meet income eligibility requirements.

We also know that many of our FRPL students currently reside in New York City Housing Authority sites. Ocean Hill Collegiate will continue to focus recruiting efforts on NYCHA sites.

Specifically,

- Each of our schools will be assigned at least one and in most cases several City Housing Authority sites that are within close proximity to their school. The school will then visit these sites to hang flyers, leave applications and speak with residents to ensure that residents of these locations are aware of our schools and have the necessary information and materials needed to apply.
- In particular, Ocean Hill Collegiate will continue to conduct outreach at neighboring NYCHA sites:

#### IIE. Year-Round Community Outreach

In addition to the many efforts outlined above, we plan to work to identify new organizations that can help us access these target populations. Beyond recruitment specific efforts, Uncommon Schools NYC will expand its community outreach efforts in all its school communities. Uncommon Schools NYC employs two full-time Community Engagement Coordinators. These Community Engagement Coordinators assist in the development and implementation of a comprehensive community outreach strategy in order to improve our reach to targeted populations. Outreach and community development will be a year round priority for our schools, and we plan to hold more events to help inform school communities about the work that we are doing and the opportunities that exist within our schools. This includes partnering with local elected officials and community members and holding larger scale events that are open to the general public as well as the families that we serve directly.

## **II. Admissions**

Ocean Hill Collegiate Elementary Academy provides admissions preference in their Kindergarten lotteries for students who qualify for free or reduced price lunch. Families who qualify receive a preference that increases their chances of acceptance over students who do not qualify for free or reduced price lunches. Families who qualify for SNAP (food stamps) or TANF (public

assistance) benefits, or live in New York City Housing Authority housing are given an additional preference that further increases their chances for acceptance.

The Ocean Hill Collegiate Middle Academy's admissions policy gives an absolute admissions preference to students who live within the school's CSD in an effort to enroll a student population that has a similar demographic to that of the CSD in which the school is located. First preference goes to siblings of students previously admitted to the school. Second preference is given to students living in the CSD in which the school is located. If space remains, students who reside outside Ocean Hill Collegiate's CSD are admitted.

Because Ocean Hill Collegiate will take extensive outreach efforts to get the word out to as many families as possible about the school and because the school will enroll predominately students who reside in the school's CSD, the demographics of students at Ocean Hill Collegiate should match that of the school's CSD.

### ***III. Evaluation of Recruitment and Enrollment Efforts***

Ocean Hill Collegiate is committed to serving all students and will actively monitor enrollment with respect to enrollment targets established by the SUNY Trustees. While the Uncommon NYC Regional Team will continue to help coordinate the recruitment process for all its Brooklyn schools and support each school in its efforts, the Directors of Operations at Ocean Hill Collegiate will continue to be responsible for leading the recruitment and enrollment efforts. As a means of evaluating the efficacy of the school's recruitment and enrollment efforts at attracting these sub- populations of students, Ocean Hill Collegiate will closely monitor admissions information during the enrollment period and after students have enrolled in the school.

For example, during the student recruitment season, Ocean Hill Collegiate will track the number of applications received by families who indicate their home language is not English and who complete the Spanish version of the application through our online enrollment database, SchoolMint. These numbers will provide good indicators as to whether or not the school's outreach efforts are reaching students who may be English Language Learners and enables the school to adjust outreach efforts during the recruitment season.

When students enroll in the school, Ocean Hill Collegiate will gather information about whether or not the students qualify for Free or Reduced Price Meals or qualify for Special Education services. The school will then compare these numbers to those of the Community School District and determine whether or not it will need to make modifications to community outreach efforts or admissions policies for the following year. Additionally, by examining the demographics of the entering Kindergarten and 5th grade classes, Ocean Hill Collegiate can determine if it is making progress toward meeting the proposed enrollment targets for the entire school population.

Uncommon Schools and Ocean Hill Collegiate will continue to document all student recruitment activities and is excited to continue tracking its progress and communication with families using our enrollment database system, SchoolMint.

In the fall of 2014, Uncommon NYC Regional Team launched a partnership with SchoolMint, an enrollment data base platform. This platform serves as an application management tool -- allowing parents to create an account and apply for multiple Uncommon schools at one time. It also provides various data reports, tracking systems,

online enrollment, and communication platforms which allow the Ocean Hill Collegiate Operations Team to identify applicants, run their lottery, register new students, and follow up as necessary. The Regional Team is also working closely with the Uncommon Schools Product Solutions Team to ensure that our IT infrastructure aligns with SchoolMint requirements and so that the network can determine the partnership's efficacy for future years.

After executing its first lottery and student recruitment and enrollment season with SchoolMint, Uncommon Schools NYC saw a 21% increase in the number of applications received.

In addition, Ocean Hill Collegiate will continue to document its community outreach and admissions efforts each year by completing and submitting the Application and Admissions Summary each year.

If the school fails to meet or make progress toward meeting enrollment targets and outreach efforts do not reverse the trend, the school will consider altering its admissions policy to give enrollment preferences to certain demographic groups.

## ***VI. Persistence***

In accordance with our mission to prepare students for college, we want all of our students, including FRPL, ELL and students with disabilities, to stay with us through high school graduation. We will continue to analyze our data to ensure that we are serving students from these populations as effectively as all other students, and keeping them in our schools in the same numbers.

## ***VII. Evaluation of Retention Efforts***

Ocean Hill Collegiate's leadership team will continue to be responsible for regularly monitoring and overseeing the school's retention efforts and the performance of students in the three populations. Historically, high levels of persistence for these sub-populations are indicators that the school's strategy for retaining students is working. Ocean Hill Collegiate will continue to be committed to attracting and retaining all students by offering a high-quality educational program, hiring and training highly-qualified teachers, and communicating regularly with families. The Directors of Operations at Ocean Hill Collegiate will continue to actively monitor the enrollment and retention of students who are English language learners, students who qualify for free and reduced price lunch, and students with special needs. If the numbers do not reach or exceed the targets established by the SUNY Charter Schools Institute, the school will revisit its enrollment and retention practices.



# Entry 12 Teacher and Administrator Attrition

Last updated: 07/29/2016

Report changes in teacher and administrator staffing.

## Page 1

### Instructions for completing the Teacher and Administrator Attrition Tables

The following tables reflect formatting in the online portal required for Regents authorized charter schools. Schools should provide, for teachers and administrators only, the full time equivalent (FTE) of staff on June 30, 2015; the FTE for added staff from July 1, 2015 through June 30, 2016; and the FTE for any departed staff from July 1, 2015 through June 30, 2016 using the two tables provided.

#### 2015-16 Teacher Attrition Table

|  | FTE Teachers on June 30, 2015 | FTE Teachers Departed 7/1/15 - 6/30/16 | FTE Teachers Filling Vacant Positions 7/1/15 - 6/30/16 | FTE Teachers Added in New Positions 7/1/15-6/30/16 | FTE of Teachers on June 30, 2016 |
|--|-------------------------------|--|--|--|----------------------------------|
|  | 29                            | 8                                      | 9  | 0  | 30                               |

#### 2015-16 Administrator Position Attrition Table

|  | FTE Administrative Positions on June 30, 2015 | FTE Administrators Departed 7/1/15 - 6/30/16 | FTE Administrators Filling Vacant Positions 7/1/15 - 6/30/16 | FTE Administrators Added in New Positions 7/1/15-6/30/16 | FTE Administrative Positions on June 30, 2016 |
|--|---|--|--|--|---|
|  | 4   | 1  | 1  | 0  | 4   |

Thank you

## 2016-2017 Calendar

For the 2016-2017 School Year, half days will occur on Fridays for all schools and grade levels. On all Fridays and half days, school will end at 12:30pm.

### August

**8/23, Tuesday:** First Day of School, all 5th Grade and new 6<sup>th</sup> Grade students only

**8/24, Wednesday:** First Day of School, Grades 6-8.

### September

**9/05, Monday:** No School -- Labor Day

### October

**10/10, Monday:** No School -- Columbus Day

### November

**11/08, Tuesday:** No School -- Election Day

**11/10, Thursday:** Half-Day -- Report Card Conferences

**11/23- 11/25, Wednesday - Friday:** No School --Thanksgiving Break

### December

**12/19 -1/2, Monday - Monday:** No School -- Winter Break

### January

**1/3, Tuesday:** First day back at school after Winter Break

### February

**2/20 – 2/24, Monday - Friday:** No School – February Break (includes President's Day)

### March

**3/9, Thursday:** Half day, Report Card Conferences

**3/28-3/30, Tuesday – Thursday:** Half Days, ELA State Test

### April

**4/10 - 4/17 Monday – Monday:** No School, April Break

### May

**5/29, Monday:** No School, Memorial Day

**5/2 – 5/4, Tuesday – Thursday:** Half Days, Math State Test

### June

**6/15, Thursday:** Half Day, 5<sup>th</sup> – 7<sup>th</sup> in session, Algebra Regents (8<sup>th</sup> only),

**6/16, Friday:** Half Day, Last day of school (5<sup>th</sup> – 8<sup>th</sup> Grade), Living Environment Regents (8<sup>th</sup> only),

**1/12, Thursday:** Half-Day -- Report Card  
Conferences

**1/16, Monday:** No School – Dr. Martin Luther  
King, Jr. Day

Note that the following dates DOE schools will be closed, but Ocean Hill Collegiate will be **open**:

September 12, Monday: Eid al-Adha

October 3-4, Monday- Tuesday: Rosh Hashanah

October 12, Wednesday: Yom Kippur

November 11, Friday: Veterans Day

April 18, Tuesday: Last day of Spring Break

June 8, Thursday: Anniversary Day