



# Entry 1 School Information

Created: 07/27/2016

Last updated: 08/01/2016

Please be advised that you will need to complete this cover page (including signatures) before all of the other tasks assigned to you by your authorizer are visible on your task page. While completing this task, please ensure that you select the correct authorizer or you may not be assigned the correct tasks.

## Page 1

### a. SCHOOL NAME AND BEDS#

(Select name from the drop down menu)

HARBOR SCIENCE AND ARTS CS (SUNY TRUSTEES) 310400860812

### b. CHARTER AUTHORIZER

(For technical reasons, please re-select authorizer name from the drop down menu).

SUNY-Authorized Charter School

### c. DISTRICT / CSD OF LOCATION

NYC CSD 4

### d1. SCHOOL INFORMATION

	PRIMARY ADDRESS	PHONE NUMBER	FAX NUMBER	EMAIL ADDRESS
	132 East 111th Street New York, New York 10029	917-261-2700	212-360-7429	

### d2. PHONE CONTACT NUMBER FOR AFTER HOURS EMERGENCIES

Contact Name	Joanne Hunt

Title	Principal
Emergency Phone Number (###-###-####)	

**e. SCHOOL WEB ADDRESS (URL)**

<a href="http://www.hsacs.org">www.hsacs.org</a>
--

**f. DATE OF INITIAL CHARTER**

01/2000
---------

**g. DATE FIRST OPENED FOR INSTRUCTION**

09/2000
---------

**i. TOTAL ENROLLMENT ON JUNE 30, 2016**

248
-----

**j. GRADES SERVED IN SCHOOL YEAR 2015-16**

Check all that apply

Grades Served	K, 1, 2, 3, 4, 5, 6, 7, 8
---------------	---------------------------

**k1. DOES THE SCHOOL CONTRACT WITH A CHARTER OR EDUCATIONAL MANAGEMENT ORGANIZATION?**

No
----

Page 2

**11. FACILITIES**

Does the school maintain or operate multiple sites?

No, just one site.

## 12. SCHOOL SITES

Please list the sites where the school will operate for the upcoming school year.

	Physical Address	Phone Number	District/CSD	Grades Served at Site	School at Full Capacity at Site	Facilities Agreement
Site 1 (same as primary site)	132 East 111th Street New York, New York 10029	917-261-2700	CSD 4	K-8	Yes	Rent/Lease
Site 2						
Site 3						

### 12a. Please provide the contact information for Site 1.

	Name	Work Phone	Alternate Phone	Email Address
School Leader	Mark Johnson, Incoming Principal			
Operational Leader	Nichole Gagnon			
Compliance Contact	Mark Johnson			
Complaint Contact	Nichole Gagnon			

## Page 3

**n1. Were there any revisions to the school's charter during the 2015-16 school year? (Please include approved or pending material and non-material charter revisions).**

No

**o. Name and Position of Individual(s) Who Completed the 2015-16 Annual Report.**

Joanne Hunt, Outgoing Principal

**p. Our signatures below attest that all of the information contained herein is truthful and accurate and that this charter school is in compliance with all aspects of its charter, and with all pertinent Federal, State, and local laws, regulations, and rules. We understand that if any information in any part of this report is found to have been deliberately misrepresented, that will constitute grounds for the revocation of our charter. Check **YES** if you agree and then use the mouse on your PC or the stylist on your mobile device to sign your name).**

**Responses Selected:**

Yes

**Signature, Head of Charter School**

A handwritten signature in black ink, appearing to be 'Joanne Hunt', written on a light gray background.

**Signature, President of the Board of Trustees**

A handwritten signature in black ink, appearing to be 'Phil Gubman', written on a light gray background.

**Date**

2016/08/01

**Thank you.**



# Entry 2 Link

Last updated: 07/28/2016

---

## Page 1

### 1. NEW YORK STATE REPORT CARD

**Provide a direct URL or web link to the most recent New York State School Report Card for the charter school (See <https://reportcards.nysed.gov/>).**

(Charter schools completing year one will not yet have a School Report Card or link to one. Please type "URL is not available" in the space provided).

<https://data.nysed.gov/profile.php?instid=800000047167>



# Entry 4 Expenditures per Child

Last updated: 08/01/2016

## Page 1

### Financial Information

This information is required of ALL charter schools. Provide the following measures of fiscal performance of the charter school in Appendix B (Total Expenditures and Administrative Expenditures Per Child):

#### 1. Total Expenditures Per Child

To calculate **'Total Expenditures per Child'** take total expenditures (from the unaudited 2015-16 Schedule of Functional Expenses) and divide by the year end FTE student enrollment. (Integers Only. No dollar signs or commas).

**Note:** The information on the Schedule of Functional Expenses on pages 41-43 of the Audit Guide can help schools locate the amounts to use in the two per pupil calculations: <http://www.p12.nysed.gov/psc/AuditGuide.html>

Line 1: Total Expenditures	3950168
Line 2: Year End FTE student enrollment	248
Line 3: Divide Line 1 by Line 2	15928

#### 2. Administrative Expenditures per Child

To calculate **'Administrative Expenditures per Child'** To calculate "Administrative Expenditures per Child" first *add* together the following:

1. Take the relevant portion from the 'personnel services cost' row and the 'management and general' column (from the unaudited 2015-16 Schedule of Functional Expenses)
2. Any contracted administrative/management fee paid to other organizations or corporations
3. Take the total from above and divide it by the year-end FTE enrollment. The relevant portion that must be included in this calculation is defined as follows:

**Administrative Expenditures:** Administration and management of the charter school includes the activities and personnel of the offices of the chief school officer, the finance or business offices, school operations personnel, data management and reporting, human resources, technology, etc. It also includes those administrative and management services provided by other organizations or corporations on behalf of the charter school for which the charter school pays a fee or other compensation. Do not include the FTE of personnel whose role is to directly support the instructional program.

**Notes:**

***The information on the Schedule of Functional Expenses on pages 41-43 of the Audit Guide can help schools locate the amounts to use in the two per pupil calculations:***

**<http://www.p12.nysed.gov/psc/AuditGuide.html>**

**Employee benefit costs or expenditures should not be reported in the above calculations.**

Line 1: Relevant Personnel Services Cost (Row)	178869
Line 2: Management and General Cost (Column)	233551
Line 3: Sum of Line 1 and Line 2	412420
Line 5: Divide Line 3 by the Year End FTE student enrollment	1663

***Thank you.***



## GENERAL INSTRUCTIONS FOR ANNUAL BUDGET/QUARTERLY REPORT

### TEMPLATE TABS


#### 1- GRAY tab contains the Instructions


<a href="#">Instructions</a>	Provides description of tabs and input requirements.
<a href="#">Funding by District</a>	Charter School Tuition Rates


#### 2- BLUE tabs require input of information

<a href="#">1.) Name of School</a>	>Select school name from list. >Enter contact information.
<a href="#">2.) Enrollment</a>	Enter enrollment information for Annual Budget (& Revisions) and Quarterly Actuals. Includes: >Enrollment by Grade >Enrollment by District
<a href="#">3.) Staffing Plan</a>	Enter staffing plan information for Annual Budget (& Revisions) and Quarterly Actuals. Includes: >Full Time Equivalent (FTE), by Position Category, By Quarter
<a href="#">4.) Yearly Budget</a>	Enter Yearly Budget information. Includes: >"Pior Year" column may be completed based upon preliminary data, and adjusted with Annual Audited data when the Quarter 2 Actuals are being submitted. (Note: Quarterly Revenue allocation may be set) >Budgeted Enrollment data and Per Pupil Revenue for the current year are populated based upon input on tab "2.) Enrollment." >Budgeted FTE for current year is populated based upon input on tab "3.) Staffing Plan." >All other sources of revenue >All expenses >Budget Revisions, as necessary and <i>approved</i> by the school's Board of Directors, should be submitted when submitting Quarterly Actuals.
<a href="#">5.) Balance Sheet</a>	Enter Balance Sheet information for EdCorps. Separate schools merged into a primary EdCorp should NOT use this tab. >"Pior Year" column may be completed based upon preliminary data, and adjusted with Annual Audited data when the Quarter 2 Actuals are being submitted.
<a href="#">6.) Quarterly Report</a>	Enter Actual Quarterly Report information. Includes: >Actual Enrollment data and Per Pupil Revenue for the current year are populated based upon input on tab "2.) Enrollment." >Actual FTE for current year is populated based upon input on tab "3.) Staffing Plan." >All other sources of revenue >All expenses
<a href="#">7.) Annual Report Requirement</a>	Complete when submitting Actual Quarter 4.

### CELL COLORS & GUIDANCE COMMENTS

 = Enter information into the light BLUE shaded cells.

 = Cells labeled in ORANGE containe guidance regarding the input of information.

 = Cells containing RED triangles in the upper right corner contain "guidance comments" on that particular line item. Please "mouse-over" the triangle to reveal each comment.



**Charter Funding Alphabetical By NYS School District**  
**\* (Sum of Charter School Basic Tuition and Supplemental Basic Tuition)**

<b>District Code</b>	<b>School District Name</b>	<b>Final 2015-16 Basic Tuition*</b>	<b>Final 2016-17 Basic Tuition*</b>
--------------------------	-----------------------------	---	---



## ANNUAL BUDGET & QUARTERLY REPORT TEMPLATE

### Harbor Science and Arts Charter School

#### SCHOOL

<b>Name:</b>	Harbor Science and Arts Charter School
--------------	--

#### CONTACT INFORMATION

<b>Contact Name:</b>	Mark Johnson
<b>Contact Title:</b>	Principal
<b>Contact Email:</b>	[REDACTED]
<b>Contact Phone:</b>	[REDACTED]

#### REPORT PERIOD

<b>Current Academic Year:</b>	2016-17
<b>Prior Academic Year:</b>	Err:508

**HARBOR SCIENCE AND ARTS CHARTER  
2016-17**

ENROLLMENT BY GRADES								
GRADES	K	1	2	3	4	5	6	7
INITIAL BUDGETED ENROLLMENT	26	26	26	26	26	27	36	31
TOTAL ENROLLMENT = 258								

ENROLLMENT BY DISTRICT																																																																																																											
		<table border="1"> <tr> <th>PRIOR YEAR</th> </tr> <tr> <th>ACTUAL</th> </tr> <tr> <td>1</td> </tr> <tr> <td>248.925</td> </tr> </table>	PRIOR YEAR	ACTUAL	1	248.925																																																																																																					
PRIOR YEAR																																																																																																											
ACTUAL																																																																																																											
1																																																																																																											
248.925																																																																																																											
NUMBER OF SCHOOL DISTRICTS ENROLLED: NUMBER OF STUDENTS ENROLLED:		<table border="1"> <tr> <th align="center" colspan="7">ANNUAL BUDGET TOTAL DISTRICTS/ENROLLMENT BY QUARTER</th> </tr> <tr> <th align="center" colspan="2">QUARTER 1</th> <th align="center" colspan="2">QUARTER 2</th> <th align="center" colspan="2">QUARTER 3</th> <th align="center">QUAR</th> </tr> <tr> <td>Original</td> <td>Revised</td> <td>Original</td> <td>Revised</td> <td>Original</td> <td>Revised</td> <td>Original</td> </tr> <tr> <td>1</td> <td>0</td> <td>1</td> <td>0</td> <td>1</td> <td>0</td> <td>1</td> </tr> <tr> <td>258</td> <td>0</td> <td>258</td> <td>0</td> <td>258</td> <td>0</td> <td>258</td> </tr> </table>	ANNUAL BUDGET TOTAL DISTRICTS/ENROLLMENT BY QUARTER							QUARTER 1		QUARTER 2		QUARTER 3		QUAR	Original	Revised	Original	Revised	Original	Revised	Original	1	0	1	0	1	0	1	258	0	258	0	258	0	258																																																																						
ANNUAL BUDGET TOTAL DISTRICTS/ENROLLMENT BY QUARTER																																																																																																											
QUARTER 1		QUARTER 2		QUARTER 3		QUAR																																																																																																					
Original	Revised	Original	Revised	Original	Revised	Original																																																																																																					
1	0	1	0	1	0	1																																																																																																					
258	0	258	0	258	0	258																																																																																																					
		<div style="background-color: #FFDAB9; padding: 5px;"> <b>*NOTE:</b> If there are NO budget revisions at the time of quarterly submittal leave the 'REVISED' COMPLETELY BLANK. If budget revisions ARE made, the entire "REVISED" budget columns affected quarter(s) must be completed on tabs 2, 3 and 4.           </div>																																																																																																									
		<table border="1"> <tr> <th align="center" colspan="7">ENROLLMENT BY QUARTER</th> </tr> <tr> <th align="center" colspan="2">QUARTER 1</th> <th align="center" colspan="2">QUARTER 2</th> <th align="center" colspan="2">QUARTER 3</th> <th align="center">QUAR</th> </tr> <tr> <td>Original Budgeted Enrollment</td> <td>Revised Budgeted Enrollment</td> <td>Original Budgeted Enrollment</td> <td>Revised Budgeted Enrollment</td> <td>Original Budgeted Enrollment</td> <td>Revised Budgeted Enrollment</td> <td>Original Budgeted Enrollment</td> </tr> <tr> <td>258</td> <td></td> <td>258</td> <td></td> <td>258</td> <td></td> <td>258</td> </tr> <tr> <td></td> <td></td> <td></td> <td></td> <td></td> <td></td> <td></td> </tr> </table>	ENROLLMENT BY QUARTER							QUARTER 1		QUARTER 2		QUARTER 3		QUAR	Original Budgeted Enrollment	Revised Budgeted Enrollment	Original Budgeted Enrollment	Revised Budgeted Enrollment	Original Budgeted Enrollment	Revised Budgeted Enrollment	Original Budgeted Enrollment	258		258		258		258																																																																													
ENROLLMENT BY QUARTER																																																																																																											
QUARTER 1		QUARTER 2		QUARTER 3		QUAR																																																																																																					
Original Budgeted Enrollment	Revised Budgeted Enrollment	Original Budgeted Enrollment	Revised Budgeted Enrollment	Original Budgeted Enrollment	Revised Budgeted Enrollment	Original Budgeted Enrollment																																																																																																					
258		258		258		258																																																																																																					
<table border="1"> <tr> <th>PRIOR YEAR</th> </tr> <tr> <td>Err:508</td> </tr> <tr> <td>Actual Enrollment</td> </tr> <tr> <td>248.925</td> </tr> </table>	PRIOR YEAR	Err:508	Actual Enrollment	248.925	<table border="1"> <tr> <th>PRIMARY/OTHER</th> <th>DISTRICT NAME(S)</th> </tr> <tr> <td>1 PRIMARY District</td> <td>NYC CHANCELLOR'S OFFICE</td> </tr> <tr> <td>2 SECONDARY District</td> <td>(Select from drop-down list) →</td> </tr> <tr> <td>Other District 3</td> <td>(Select from drop-down list) →</td> </tr> <tr> <td>Other District 4</td> <td>(Select from drop-down list) →</td> </tr> <tr> <td>Other District 5</td> <td>(Select from drop-down list) →</td> </tr> <tr> <td>Other District 6</td> <td>(Select from drop-down list) →</td> </tr> <tr> <td>Other District 7</td> <td>(Select from drop-down list) →</td> </tr> <tr> <td>Other District 8</td> <td>(Select from drop-down list) →</td> </tr> <tr> <td>Other District 9</td> <td>(Select from drop-down list) →</td> </tr> <tr> <td>Other District 10</td> <td>(Select from drop-down list) →</td> </tr> <tr> <td>Other District 11</td> <td>(Select from drop-down list) →</td> </tr> <tr> <td>Other District 12</td> <td>(Select from drop-down list) →</td> </tr> <tr> <td>Other District 13</td> <td>(Select from drop-down list) →</td> </tr> <tr> <td>Other District 14</td> <td>(Select from drop-down list) →</td> </tr> <tr> <td>Other District 15</td> <td>(Select from drop-down list) →</td> </tr> <tr> <td>Other District 16</td> <td>(Select from drop-down list) →</td> </tr> <tr> <td>Other District 17</td> <td>(Select from drop-down list) →</td> </tr> <tr> <td>Other District 18</td> <td>(Select from drop-down list) →</td> </tr> <tr> <td>Other District 19</td> <td>(Select from drop-down list) →</td> </tr> <tr> <td>Other District 20</td> <td>(Select from drop-down list) →</td> </tr> <tr> <td>Other District 21</td> <td>(Select from drop-down list) →</td> </tr> <tr> <td>Other District 22</td> <td>(Select from drop-down list) →</td> </tr> <tr> <td>Other District 23</td> <td>(Select from drop-down list) →</td> </tr> <tr> <td>Other District 24</td> <td>(Select from drop-down list) →</td> </tr> <tr> <td>Other District 25</td> <td>(Select from drop-down list) →</td> </tr> <tr> <td>Other District 26</td> <td>(Select from drop-down list) →</td> </tr> <tr> <td>Other District 27</td> <td>(Select from drop-down list) →</td> </tr> <tr> <td>Other District 28</td> <td>(Select from drop-down list) →</td> </tr> <tr> <td>Other District 29</td> <td>(Select from drop-down list) →</td> </tr> <tr> <td>Other District 30</td> <td>(Select from drop-down list) →</td> </tr> <tr> <td>Other District 31</td> <td>(Select from drop-down list) →</td> </tr> <tr> <td>Other District 32</td> <td>(Select from drop-down list) →</td> </tr> <tr> <td>Other District 33</td> <td>(Select from drop-down list) →</td> </tr> <tr> <td>Other District 34</td> <td>(Select from drop-down list) →</td> </tr> <tr> <td>Other District 35</td> <td>(Select from drop-down list) →</td> </tr> <tr> <td>Other District 36</td> <td>(Select from drop-down list) →</td> </tr> <tr> <td>Other District 37</td> <td>(Select from drop-down list) →</td> </tr> <tr> <td>Other District 38</td> <td>(Select from drop-down list) →</td> </tr> <tr> <td>Other District 39</td> <td>(Select from drop-down list) →</td> </tr> <tr> <td>Other District 40</td> <td>(Select from drop-down list) →</td> </tr> <tr> <td>Other District 41</td> <td>(Select from drop-down list) →</td> </tr> <tr> <td>Other District 42</td> <td>(Select from drop-down list) →</td> </tr> <tr> <td>Other District 43</td> <td>(Select from drop-down list) →</td> </tr> <tr> <td>Other District 44</td> <td>(Select from drop-down list) →</td> </tr> <tr> <td>Other District 45</td> <td>(Select from drop-down list) →</td> </tr> <tr> <td>Other District 46</td> <td>(Select from drop-down list) →</td> </tr> <tr> <td>Other District 47</td> <td>(Select from drop-down list) →</td> </tr> <tr> <td>Other District 48</td> <td>(Select from drop-down list) →</td> </tr> <tr> <td>Other District 49</td> <td>(Select from drop-down list) →</td> </tr> <tr> <td>Other District 50</td> <td>(Select from drop-down list) →</td> </tr> </table>	PRIMARY/OTHER	DISTRICT NAME(S)	1 PRIMARY District	NYC CHANCELLOR'S OFFICE	2 SECONDARY District	(Select from drop-down list) →	Other District 3	(Select from drop-down list) →	Other District 4	(Select from drop-down list) →	Other District 5	(Select from drop-down list) →	Other District 6	(Select from drop-down list) →	Other District 7	(Select from drop-down list) →	Other District 8	(Select from drop-down list) →	Other District 9	(Select from drop-down list) →	Other District 10	(Select from drop-down list) →	Other District 11	(Select from drop-down list) →	Other District 12	(Select from drop-down list) →	Other District 13	(Select from drop-down list) →	Other District 14	(Select from drop-down list) →	Other District 15	(Select from drop-down list) →	Other District 16	(Select from drop-down list) →	Other District 17	(Select from drop-down list) →	Other District 18	(Select from drop-down list) →	Other District 19	(Select from drop-down list) →	Other District 20	(Select from drop-down list) →	Other District 21	(Select from drop-down list) →	Other District 22	(Select from drop-down list) →	Other District 23	(Select from drop-down list) →	Other District 24	(Select from drop-down list) →	Other District 25	(Select from drop-down list) →	Other District 26	(Select from drop-down list) →	Other District 27	(Select from drop-down list) →	Other District 28	(Select from drop-down list) →	Other District 29	(Select from drop-down list) →	Other District 30	(Select from drop-down list) →	Other District 31	(Select from drop-down list) →	Other District 32	(Select from drop-down list) →	Other District 33	(Select from drop-down list) →	Other District 34	(Select from drop-down list) →	Other District 35	(Select from drop-down list) →	Other District 36	(Select from drop-down list) →	Other District 37	(Select from drop-down list) →	Other District 38	(Select from drop-down list) →	Other District 39	(Select from drop-down list) →	Other District 40	(Select from drop-down list) →	Other District 41	(Select from drop-down list) →	Other District 42	(Select from drop-down list) →	Other District 43	(Select from drop-down list) →	Other District 44	(Select from drop-down list) →	Other District 45	(Select from drop-down list) →	Other District 46	(Select from drop-down list) →	Other District 47	(Select from drop-down list) →	Other District 48	(Select from drop-down list) →	Other District 49	(Select from drop-down list) →	Other District 50	(Select from drop-down list) →
PRIOR YEAR																																																																																																											
Err:508																																																																																																											
Actual Enrollment																																																																																																											
248.925																																																																																																											
PRIMARY/OTHER	DISTRICT NAME(S)																																																																																																										
1 PRIMARY District	NYC CHANCELLOR'S OFFICE																																																																																																										
2 SECONDARY District	(Select from drop-down list) →																																																																																																										
Other District 3	(Select from drop-down list) →																																																																																																										
Other District 4	(Select from drop-down list) →																																																																																																										
Other District 5	(Select from drop-down list) →																																																																																																										
Other District 6	(Select from drop-down list) →																																																																																																										
Other District 7	(Select from drop-down list) →																																																																																																										
Other District 8	(Select from drop-down list) →																																																																																																										
Other District 9	(Select from drop-down list) →																																																																																																										
Other District 10	(Select from drop-down list) →																																																																																																										
Other District 11	(Select from drop-down list) →																																																																																																										
Other District 12	(Select from drop-down list) →																																																																																																										
Other District 13	(Select from drop-down list) →																																																																																																										
Other District 14	(Select from drop-down list) →																																																																																																										
Other District 15	(Select from drop-down list) →																																																																																																										
Other District 16	(Select from drop-down list) →																																																																																																										
Other District 17	(Select from drop-down list) →																																																																																																										
Other District 18	(Select from drop-down list) →																																																																																																										
Other District 19	(Select from drop-down list) →																																																																																																										
Other District 20	(Select from drop-down list) →																																																																																																										
Other District 21	(Select from drop-down list) →																																																																																																										
Other District 22	(Select from drop-down list) →																																																																																																										
Other District 23	(Select from drop-down list) →																																																																																																										
Other District 24	(Select from drop-down list) →																																																																																																										
Other District 25	(Select from drop-down list) →																																																																																																										
Other District 26	(Select from drop-down list) →																																																																																																										
Other District 27	(Select from drop-down list) →																																																																																																										
Other District 28	(Select from drop-down list) →																																																																																																										
Other District 29	(Select from drop-down list) →																																																																																																										
Other District 30	(Select from drop-down list) →																																																																																																										
Other District 31	(Select from drop-down list) →																																																																																																										
Other District 32	(Select from drop-down list) →																																																																																																										
Other District 33	(Select from drop-down list) →																																																																																																										
Other District 34	(Select from drop-down list) →																																																																																																										
Other District 35	(Select from drop-down list) →																																																																																																										
Other District 36	(Select from drop-down list) →																																																																																																										
Other District 37	(Select from drop-down list) →																																																																																																										
Other District 38	(Select from drop-down list) →																																																																																																										
Other District 39	(Select from drop-down list) →																																																																																																										
Other District 40	(Select from drop-down list) →																																																																																																										
Other District 41	(Select from drop-down list) →																																																																																																										
Other District 42	(Select from drop-down list) →																																																																																																										
Other District 43	(Select from drop-down list) →																																																																																																										
Other District 44	(Select from drop-down list) →																																																																																																										
Other District 45	(Select from drop-down list) →																																																																																																										
Other District 46	(Select from drop-down list) →																																																																																																										
Other District 47	(Select from drop-down list) →																																																																																																										
Other District 48	(Select from drop-down list) →																																																																																																										
Other District 49	(Select from drop-down list) →																																																																																																										
Other District 50	(Select from drop-down list) →																																																																																																										

8 34	9	10	11	12

ACTUAL QUARTERLY TOTAL DISTRICTS/ENROLLMENT				
QUARTER 1	QUARTER 2	QUARTER 3	QUARTER 4	
Actual	Actual	Actual	Actual	
0	0	0	0	
0	0	0	0	

<b>TER 4</b> <i>Revised</i> 0 0  Column(s) for the				

ACTUAL ENROLLMENT BY QUARTER				
QUARTER 1	QUARTER 2	QUARTER 3	QUARTER 4	
Actual Enrollment	Actual Enrollment	Actual Enrollment	Actual Enrollment	

<b>TER 4</b> <i>Revised</i> Budgeted Enrollment				

## STAFFING PLAN - F

**\*NOTE:** Enter the number of FTE positions in the "blue" cells.

**\*NOTE:** If there are NO budget revisions at the time of quarterly submittal leave the "REVISED" column blank. If budget revisions ARE made, the entire "REVISED" budget columns for the affected

ADMINISTRATIVE PERSONNEL FTE		ANNUAL BUDGETED FTE				
PRIOR YEAR		Q1		Q2		Q
Err:508						
ACTUAL		Original	Revised	Original	Revised	Original
Executive Management						
Instructional Management	2.0	4.0		4.0		4.0
Deans, Directors & Coordinators	2.0	3.0		3.0		3.0
CFO / Director of Finance						
Operation / Business Manager	1.0					
Administrative Staff	2.0					
TOTAL ADMINISTRATIVE STAFF	7.0	7.0	0.0	7.0	0.0	7.0

INSTRUCTIONAL PERSONNEL FTE		ANNUAL BUDGETED FTE				
PRIOR YEAR		Q1		Q2		Q
Err:508						
ACTUAL		Original	Revised	Original	Revised	Original
Teachers - Regular	16.0	17.0		17.0		17.0
Teachers - SPED	2.0	2.0		2.0		2.0
Substitute Teachers	1.0	1.0		1.0		1.0
Teaching Assistants	5.0	4.0		4.0		4.0
Specialty Teachers						
Aides	1.0					
Therapists & Counselors	1.0	3.0		3.0		3.0
Other	1.0					
TOTAL INSTRUCTIONAL	27.0	27.0	0.0	27.0	0.0	27.0

NON-INSTRUCTIONAL PERSONNEL FTE		ANNUAL BUDGETED FTE				
PRIOR YEAR		Q1		Q2		Q
Err:508						
ACTUAL		Original	Revised	Original	Revised	Original
Nurse		0.5		0.5		0.5
Librarian						
Custodian	3.0	3.0		3.0		3.0
Security	1.0	1.0		1.0		1.0
Other	6.0	6.0		6.0		6.0
TOTAL NON-INSTRUCTIONAL	10.0	10.5	0.0	10.5	0.0	10.5

TOTAL PERSONNEL SERVICE FTE						
	44.0	44.5	0.0	44.5	0.0	44.5

**AND ARTS CHARTER SCHOOL  
2016-17**

**FULL TIME EQUIVALENT ("FTE")**

**\*NOTE:** Enter the number of FTE positions in the "blue" cells.

the 'REVISED' Column(s) COMPLETELY BLANK, the quarter(s) must be completed on tabs 2, 3

**\*NOTE:** Each quarter, the actual FTE should be input.

ADMINISTRATIVE PERSONNEL FTE				ACTUAL QUARTERLY FTE			
	3	Q4		Q1	Q2	Q3	Q4
	Revised	Original	Revised	Actual	Actual	Actual	Actual
Executive Management							
Instructional Management		4.0					
Deans, Directors & Coordinators		3.0					
CFO / Director of Finance							
Operation / Business Manager							
Administrative Staff							
TOTAL ADMINISTRATIVE STAFF	0.0	7.0	0.0	0.0	0.0	0.0	0.0

INSTRUCTIONAL PERSONNEL FTE				ACTUAL QUARTERLY FTE			
	3	Q4		Q1	Q2	Q3	Q4
	Revised	Original	Revised	Actual	Actual	Actual	Actual
Teachers - Regular		17.0					
Teachers - SPED		2.0					
Substitute Teachers		1.0					
Teaching Assistants		4.0					
Specialty Teachers							
Aides							
Therapists & Counselors		3.0					
Other							
TOTAL INSTRUCTIONAL	0.0	27.0	0.0	0.0	0.0	0.0	0.0

NON-INSTRUCTIONAL PERSONNEL FTE				ACTUAL QUARTERLY FTE			
	3	Q4		Q1	Q2	Q3	Q4
	Revised	Original	Revised	Actual	Actual	Actual	Actual
Nurse		0.5					
Librarian							
Custodian		3.0					
Security		1.0					
Other		6.0					
TOTAL NON-INSTRUCTIONAL	0.0	10.5	0.0	0.0	0.0	0.0	0.0

TOTAL PERSONNEL SERVICE FTE	0.0	44.5	0.0	0.0	0.0	0.0	0.0
-----------------------------	-----	------	-----	-----	-----	-----	-----

<b>*NOTE:</b> Enter the number of FTE positions in the "blue" cells.	<b>*NOTE:</b> State the assumptions that are being made for personnel FTE levels.
--	---

ADMINISTRATIVE PERSONNEL FTE	Description of Assumptions
Executive Management	
Instructional Management	
Deans, Directors & Coordinators	
CFO / Director of Finance	
Operation / Business Manager	
Administrative Staff	
TOTAL ADMINISTRATIVE STAFF	

INSTRUCTIONAL PERSONNEL FTE	Description of Assumptions
Teachers - Regular	
Teachers - SPED	
Substitute Teachers	
Teaching Assistants	
Specialty Teachers	
Aides	
Therapists & Counselors	
Other	
TOTAL INSTRUCTIONAL	

NON-INSTRUCTIONAL PERSONNEL FTE	Description of Assumptions
Nurse	
Librarian	
Custodian	
Security	
Other	
TOTAL NON-INSTRUCTIONAL	

TOTAL PERSONNEL SERVICE FTE	
-----------------------------	--

**HARBOR SCIENCE AND ARTS CHARTER S**  
**Budget / Operating Plan**  
**2016-17**

Total Revenue	4,116,450	#NAME?	#NAME?	#NAME?	#NAME?	#NAME?	#NAME?	#NAME?
Total Expenses	4,104,430	973,102	#NAME?	#NAME?	1,039,058	#NAME?	#NAME?	1,031,064
Net Income	12,020	#NAME?	#NAME?	#NAME?	#NAME?	#NAME?	#NAME?	#NAME?
Actual Student Enrollment	249	258	-	-	258	-	-	258
	Prior Year Actual	1st Quarter - 7/1 - 9/30			2nd Quarter - 10/1 - 12/31			3rd Quarter
	Err:508	Original Budget	Revised Budget	Variance	Original Budget	Revised Budget	Variance	Original Budget
REVENUE	Allocate Per Pupil Revenue by Quarter	<b>*NOTE: If there are NO budget revisions at the time of quarterly submittal leave</b> <b>If budget revisions ARE made, the entire "REVISED" budget columns for the affected</b>						
REVENUES FROM STATE SOURCES	2016-17	PPR %/Qtr->	25.0%	25.0%	25.0%	25.0%	25.0%	25.0%
Per Pupil Revenue	Per Pupil Rate							
NYC CHANCELLOR'S OFFICE	#NAME?	3,609,887	#NAME?	#NAME?	#NAME?	#NAME?	#NAME?	#NAME?
-	#N/A		#N/A	#N/A	#NAME?	#N/A	#N/A	#NAME?
-	#N/A		#N/A	#N/A	#NAME?	#N/A	#N/A	#NAME?
-	#N/A		#N/A	#N/A	#NAME?	#N/A	#N/A	#NAME?
-	#N/A		#N/A	#N/A	#NAME?	#N/A	#N/A	#NAME?
-	#N/A		#N/A	#N/A	#NAME?	#N/A	#N/A	#NAME?
-	#N/A		#N/A	#N/A	#NAME?	#N/A	#N/A	#NAME?
-	#N/A		#N/A	#N/A	#NAME?	#N/A	#N/A	#NAME?
-	#N/A		#N/A	#N/A	#NAME?	#N/A	#N/A	#NAME?
-	#N/A		#N/A	#N/A	#NAME?	#N/A	#N/A	#NAME?
-	#N/A		#N/A	#N/A	#NAME?	#N/A	#N/A	#NAME?
-	#N/A		#N/A	#N/A	#NAME?	#N/A	#N/A	#NAME?
-	#N/A		#N/A	#N/A	#NAME?	#N/A	#N/A	#NAME?
-	#N/A		#N/A	#N/A	#NAME?	#N/A	#N/A	#NAME?
-	#N/A		#N/A	#N/A	#NAME?	#N/A	#N/A	#NAME?
-	#N/A		#N/A	#N/A	#NAME?	#N/A	#N/A	#NAME?
-	#N/A		#N/A	#N/A	#NAME?	#N/A	#N/A	#NAME?
ALL OTHER School Districts: ( Weighted Avg )	#N/A		#N/A	#N/A	#NAME?	#N/A	#N/A	#NAME?
TOTAL Per Pupil Revenue (Weighted Average Per Pupil Funding)	#NAME?	3,609,887	#NAME?	#NAME?	#NAME?	#NAME?	#NAME?	#NAME?
Special Education Revenue		166,240	64,938		#NAME?	64,938		#NAME?
Grants								
Stimulus				#NAME?			#NAME?	
DYCD (Department of Youth and Community Development)				#NAME?			#NAME?	
Other				#NAME?			#NAME?	
Other				#NAME?			#NAME?	
TOTAL REVENUE FROM STATE SOURCES		3,776,127	#NAME?	#NAME?	#NAME?	#NAME?	#NAME?	#NAME?
REVENUE FROM FEDERAL FUNDING								
IDEA Special Needs		26,577			#NAME?		#NAME?	
Title I		74,029	8,400		#NAME?	25,200	#NAME?	25,200
Title Funding - Other		12,610	2,461		#NAME?	7,383	#NAME?	7,383
School Food Service (Free Lunch)					#NAME?		#NAME?	
Grants								
Charter School Program (CSP) Planning & Implementation					#NAME?		#NAME?	
Other			15,000		#NAME?	45,000	#NAME?	45,000
Other		169,947			#NAME?		#NAME?	
TOTAL REVENUE FROM FEDERAL SOURCES		283,163	25,861	-	#NAME?	77,583	-	#NAME?
LOCAL and OTHER REVENUE								
Contributions and Donations		26,000			#NAME?		#NAME?	
Fundraising		31,000	250		#NAME?	13,583	#NAME?	3,583
Erate Reimbursement					#NAME?		#NAME?	
Earnings on Investments					#NAME?		#NAME?	
Interest Income		160	45		#NAME?	45	#NAME?	44
Food Service (Income from meals)					#NAME?		#NAME?	
Text Book					#NAME?		#NAME?	
OTHER					#NAME?		#NAME?	
TOTAL REVENUE FROM LOCAL and OTHER SOURCES		57,160	295	-	#NAME?	13,628	-	#NAME?
TOTAL REVENUE		4,116,450	#NAME?	#NAME?	#NAME?	#NAME?	#NAME?	#NAME?



**HARBOR SCIENCE AND ARTS CHARTER S**  
**Budget / Operating Plan**  
**2016-17**

<b>Total Revenue</b>		4,116,450	#NAME?	#NAME?	#NAME?	#NAME?	#NAME?	#NAME?	#NAME?
<b>Total Expenses</b>		4,104,430	973,102	#NAME?	#NAME?	1,039,058	#NAME?	#NAME?	1,031,064
<b>Net Income</b>		12,020	#NAME?	#NAME?	#NAME?	#NAME?	#NAME?	#NAME?	#NAME?
<b>Actual Student Enrollment</b>		249	258	-	-	258	-	-	258
		Prior Year Actual	1st Quarter - 7/1 - 9/30			2nd Quarter - 10/1 - 12/31			3rd Quarter
		Err:508	Original Budget	Revised Budget	Variance	Original Budget	Revised Budget	Variance	Original Budget
<b>EXPENSES</b>									
<b>ADMINISTRATIVE STAFF PERSONNEL COSTS</b>	Avg. No. of Positions								
Executive Management	-				#NAME?			#NAME?	
Instructional Management	4.00	264,529	100,000		#NAME?	100,000		#NAME?	100,000
Deans, Directors & Coordinators	3.00	156,818	16,250		#NAME?	16,250		#NAME?	16,250
CFO / Director of Finance	-				#NAME?			#NAME?	
Operation / Business Manager	-	87,602			#NAME?			#NAME?	
Administrative Staff	-	11,588			#NAME?			#NAME?	
<b>TOTAL ADMINISTRATIVE STAFF</b>	7.00	520,537	116,250	-	#NAME?	116,250	-	#NAME?	116,250
<b>INSTRUCTIONAL PERSONNEL COSTS</b>									
Teachers - Regular	17.00	989,955	279,140		#NAME?	279,140		#NAME?	279,141
Teachers - SPED	2.00	147,830	27,409		#NAME?	27,409		#NAME?	27,409
Substitute Teachers	1.00	1,100	275		#NAME?	275		#NAME?	275
Teaching Assistants	4.00	167,413	37,222		#NAME?	37,222		#NAME?	37,222
Specialty Teachers	-				#NAME?			#NAME?	
Aides	-	38,192			#NAME?			#NAME?	
Therapists & Counselors	3.00	67,027	47,055		#NAME?	47,055		#NAME?	47,054
Other	-	100,000	17,500		#NAME?	17,500		#NAME?	17,500
<b>TOTAL INSTRUCTIONAL</b>	27.00	1,511,517	408,601	-	#NAME?	408,601	-	#NAME?	408,601
<b>NON-INSTRUCTIONAL PERSONNEL COSTS</b>									
Nurse	0.50				#NAME?			#NAME?	
Librarian	-				#NAME?			#NAME?	
Custodian	3.00	77,590	24,081		#NAME?	24,081		#NAME?	24,081
Security	1.00	56,650	14,587		#NAME?	14,587		#NAME?	14,588
Other	6.00	299,081	62,991		#NAME?	62,992		#NAME?	62,992
<b>TOTAL NON-INSTRUCTIONAL</b>	10.50	433,321	101,659	-	#NAME?	101,660	-	#NAME?	101,661
<b>SUBTOTAL PERSONNEL SERVICE COSTS</b>	44.50	2,465,375	626,510	-	#NAME?	626,511	-	#NAME?	626,512
<b>PAYROLL TAXES AND BENEFITS</b>									
Payroll Taxes		205,229	27,569		#NAME?	60,257		#NAME?	60,257
Fringe / Employee Benefits		373,822	96,175		#NAME?	96,175		#NAME?	96,175
Retirement / Pension		3,708	930		#NAME?	930		#NAME?	930
<b>TOTAL PAYROLL TAXES AND BENEFITS</b>		582,759	124,674	-	#NAME?	157,362	-	#NAME?	157,362
<b>TOTAL PERSONNEL SERVICE COSTS</b>	44.50	3,048,134	751,184	-	#NAME?	783,873	-	#NAME?	783,874
<b>CONTRACTED SERVICES</b>									
Accounting / Audit		18,200	6,250		#NAME?	6,250		#NAME?	6,250
Legal					#NAME?			#NAME?	
Management Company Fee		135,000	33,750		#NAME?	33,750		#NAME?	33,750
Nurse Services					#NAME?			#NAME?	
Food Service / School Lunch					#NAME?			#NAME?	
Payroll Services		7,600	1,900		#NAME?	1,900		#NAME?	1,900
Special Ed Services					#NAME?			#NAME?	
Titlement Services (i.e. Title I)					#NAME?			#NAME?	
Other Purchased / Professional / Consulting		21,000	5,250		#NAME?	5,250		#NAME?	5,250
<b>TOTAL CONTRACTED SERVICES</b>		181,800	47,150	-	#NAME?	47,150	-	#NAME?	47,150



		HARBOR SCIENCE AND ARTS CHARTER SCHOOL Budget / Operating Plan 2016-17							
Total Revenue	4,116,450	#NAME?	#NAME?	#NAME?	#NAME?	#NAME?	#NAME?	#NAME?	
Total Expenses	4,104,430	973,102	#NAME?	#NAME?	1,039,058	#NAME?	#NAME?	1,031,064	
Net Income	12,020	#NAME?	#NAME?	#NAME?	#NAME?	#NAME?	#NAME?	#NAME?	
Actual Student Enrollment	249	258	-	-	258	-	-	258	
Prior Year Actual		1st Quarter - 7/1 - 9/30			2nd Quarter - 10/1 - 12/31			3rd Quarter - 1/1 - 3/31	
Err:508		Original Budget	Revised Budget	Variance	Original Budget	Revised Budget	Variance	Original Budget	
ENROLLMENT - *School Districts Are Linked To Above Entries*									
Number of Districts:		1	1	-	-	1	-	-	
NYC CHANCELLOR'S OFFICE		249	258	-	-	258	-	-	
-		-	-	-	-	-	-	-	
-		-	-	-	-	-	-	-	
-		-	-	-	-	-	-	-	
-		-	-	-	-	-	-	-	
-		-	-	-	-	-	-	-	
-		-	-	-	-	-	-	-	
-		-	-	-	-	-	-	-	
-		-	-	-	-	-	-	-	
-		-	-	-	-	-	-	-	
-		-	-	-	-	-	-	-	
-		-	-	-	-	-	-	-	
-		-	-	-	-	-	-	-	
-		-	-	-	-	-	-	-	
-		-	-	-	-	-	-	-	
ALL OTHER School Districts: ( Weighted Avg )		-	-	-	-	-	-	-	
TOTAL ENROLLMENT		249	258	-	-	258	-	-	
REVENUE PER PUPIL		16,537	#NAME?	-	#NAME?	#NAME?	-	#NAME?	
EXPENSES PER PUPIL		16,489	3,772	-	#NAME?	4,027	-	#NAME?	

		SCHOOL				
Total Revenue		#NAME?	#NAME?	#NAME?	#NAME?	#NAME?
Total Expenses		#NAME?	#NAME?	1,138,387	#NAME?	#NAME?
Net Income		#NAME?	#NAME?	#NAME?	#NAME?	#NAME?
Actual Student Enrollment		-	-	258	-	-
		3rd Quarter - 1/1 - 3/31		4th Quarter - 4/1 - 6/30		
		Revised Budget	Variance	Original Budget	Revised Budget	Variance
REVENUE		If the 'REVISED' Column(s) COMPLETELY BLANK, the selected quarter(s) must be completed on tabs 2, 3 and 4.				
REVENUES FROM STATE SOURCES						
Per Pupil Revenue	2016-17					
NYC CHANCELLOR'S OFFICE	Per Pupil Rate	25.0%		25.0%	25.0%	
-	#NAME?	#NAME?	#NAME?	#NAME?	#NAME?	#NAME?
-	#N/A	#N/A	#NAME?	#N/A	#N/A	#NAME?
-	#N/A	#N/A	#NAME?	#N/A	#N/A	#NAME?
-	#N/A	#N/A	#NAME?	#N/A	#N/A	#NAME?
-	#N/A	#N/A	#NAME?	#N/A	#N/A	#NAME?
-	#N/A	#N/A	#NAME?	#N/A	#N/A	#NAME?
-	#N/A	#N/A	#NAME?	#N/A	#N/A	#NAME?
-	#N/A	#N/A	#NAME?	#N/A	#N/A	#NAME?
-	#N/A	#N/A	#NAME?	#N/A	#N/A	#NAME?
-	#N/A	#N/A	#NAME?	#N/A	#N/A	#NAME?
-	#N/A	#N/A	#NAME?	#N/A	#N/A	#NAME?
-	#N/A	#N/A	#NAME?	#N/A	#N/A	#NAME?
-	#N/A	#N/A	#NAME?	#N/A	#N/A	#NAME?
-	#N/A	#N/A	#NAME?	#N/A	#N/A	#NAME?
-	#N/A	#N/A	#NAME?	#N/A	#N/A	#NAME?
-	#N/A	#N/A	#NAME?	#N/A	#N/A	#NAME?
ALL OTHER School Districts: ( Weighted Avg )	#N/A	#N/A	#NAME?	#N/A	#N/A	#NAME?
TOTAL Per Pupil Revenue (Weighted Average Per Pupil Funding)	#NAME?	#NAME?	#NAME?	#NAME?	#NAME?	#NAME?
Special Education Revenue			#NAME?	64,938		#NAME?
Grants						
Stimulus			#NAME?			#NAME?
DYCD (Department of Youth and Community Development)			#NAME?			#NAME?
Other			#NAME?			#NAME?
Other			#NAME?			#NAME?
TOTAL REVENUE FROM STATE SOURCES		#NAME?	#NAME?	#NAME?	#NAME?	#NAME?
REVENUE FROM FEDERAL FUNDING						
IDEA Special Needs			#NAME?	26,557		#NAME?
Title I			#NAME?	25,200		#NAME?
Title Funding - Other			#NAME?	7,383		#NAME?
School Food Service (Free Lunch)			#NAME?			#NAME?
Grants						
Charter School Program (CSP) Planning & Implementation			#NAME?			#NAME?
Other			#NAME?	64,947		#NAME?
Other			#NAME?			#NAME?
TOTAL REVENUE FROM FEDERAL SOURCES		-	#NAME?	124,087	-	#NAME?
LOCAL and OTHER REVENUE						
Contributions and Donations			#NAME?			#NAME?
Fundraising			#NAME?	13,584		#NAME?
Erate Reimbursement			#NAME?			#NAME?
Earnings on Investments			#NAME?			#NAME?
Interest Income			#NAME?	44		#NAME?
Food Service (Income from meals)			#NAME?			#NAME?
Text Book			#NAME?			#NAME?
OTHER			#NAME?			#NAME?
TOTAL REVENUE FROM LOCAL and OTHER SOURCES		-	#NAME?	13,628	-	#NAME?
TOTAL REVENUE		#NAME?	#NAME?	#NAME?	#NAME?	#NAME?

		SCHOOL				
Total Revenue		#NAME?	#NAME?	#NAME?	#NAME?	#NAME?
Total Expenses		#NAME?	#NAME?	1,138,387	#NAME?	#NAME?
Net Income		#NAME?	#NAME?	#NAME?	#NAME?	#NAME?
Actual Student Enrollment		-	-	258	-	-
		Quarter - 1/1 - 3/31		4th Quarter - 4/1 - 6/30		
		Revised Budget	Variance	Original Budget	Revised Budget	Variance
EXPENSES						
ADMINISTRATIVE STAFF PERSONNEL COSTS	Avg. No. of Positions					
Executive Management	-		#NAME?			#NAME?
Instructional Management	4.00		#NAME?	100,000		#NAME?
Deans, Directors & Coordinators	3.00		#NAME?	16,250		#NAME?
CFO / Director of Finance	-		#NAME?			#NAME?
Operation / Business Manager	-		#NAME?			#NAME?
Administrative Staff	-		#NAME?			#NAME?
TOTAL ADMINISTRATIVE STAFF	7.00	-	#NAME?	116,250	-	#NAME?
INSTRUCTIONAL PERSONNEL COSTS						
Teachers - Regular	17.00		#NAME?	279,141		#NAME?
Teachers - SPED	2.00		#NAME?	27,409		#NAME?
Substitute Teachers	1.00		#NAME?	275		#NAME?
Teaching Assistants	4.00		#NAME?	37,223		#NAME?
Specialty Teachers	-		#NAME?			#NAME?
Aides	-		#NAME?			#NAME?
Therapists & Counselors	3.00		#NAME?	47,054		#NAME?
Other	-		#NAME?	17,500		#NAME?
TOTAL INSTRUCTIONAL	27.00	-	#NAME?	408,602	-	#NAME?
NON-INSTRUCTIONAL PERSONNEL COSTS						
Nurse	0.50		#NAME?			#NAME?
Librarian	-		#NAME?			#NAME?
Custodian	3.00		#NAME?	24,082		#NAME?
Security	1.00		#NAME?	14,588		#NAME?
Other	6.00		#NAME?	62,992		#NAME?
TOTAL NON-INSTRUCTIONAL	10.50	-	#NAME?	101,662	-	#NAME?
SUBTOTAL PERSONNEL SERVICE COSTS	44.50	-	#NAME?	626,514	-	#NAME?
PAYROLL TAXES AND BENEFITS						
Payroll Taxes			#NAME?	60,257		#NAME?
Fringe / Employee Benefits			#NAME?	96,175		#NAME?
Retirement / Pension			#NAME?	930		#NAME?
TOTAL PAYROLL TAXES AND BENEFITS		-	#NAME?	157,362	-	#NAME?
TOTAL PERSONNEL SERVICE COSTS	44.50	-	#NAME?	783,876	-	#NAME?
CONTRACTED SERVICES						
Accounting / Audit			#NAME?	6,250		#NAME?
Legal			#NAME?			#NAME?
Management Company Fee			#NAME?	33,750		#NAME?
Nurse Services			#NAME?			#NAME?
Food Service / School Lunch			#NAME?			#NAME?
Payroll Services			#NAME?	1,900		#NAME?
Special Ed Services			#NAME?			#NAME?
Titlement Services (i.e. Title I)			#NAME?			#NAME?
Other Purchased / Professional / Consulting			#NAME?	5,250		#NAME?
TOTAL CONTRACTED SERVICES		-	#NAME?	47,150	-	#NAME?

	SCHOOL				
Total Revenue	#NAME?	#NAME?	#NAME?	#NAME?	#NAME?
Total Expenses	#NAME?	#NAME?	1,138,387	#NAME?	#NAME?
Net Income	#NAME?	#NAME?	#NAME?	#NAME?	#NAME?
Actual Student Enrollment	-	-	258	-	-
	Quarter - 1/1 - 3/31		4th Quarter - 4/1 - 6/30		
	Revised Budget	Variance	Original Budget	Revised Budget	Variance
<b>SCHOOL OPERATIONS</b>					
Board Expenses		#NAME?	210		#NAME?
Classroom / Teaching Supplies & Materials		#NAME?	3,260		#NAME?
Special Ed Supplies & Materials		#NAME?			#NAME?
Textbooks / Workbooks		#NAME?	22,882		#NAME?
Supplies & Materials other		#NAME?	6,009		#NAME?
Equipment / Furniture		#NAME?	9,500		#NAME?
Telephone		#NAME?	1,447		#NAME?
Technology		#NAME?	3,830		#NAME?
Student Testing & Assessment		#NAME?	1,800		#NAME?
Field Trips		#NAME?	6,150		#NAME?
Transportation (student)		#NAME?			#NAME?
Student Services - other		#NAME?	2,148		#NAME?
Office Expense		#NAME?	5,375		#NAME?
Staff Development		#NAME?	3,165		#NAME?
Staff Recruitment		#NAME?	375		#NAME?
Student Recruitment / Marketing		#NAME?			#NAME?
School Meals / Lunch		#NAME?	39,000		#NAME?
Travel (Staff)		#NAME?	125		#NAME?
Fundraising		#NAME?			#NAME?
Other		#NAME?	537		#NAME?
TOTAL SCHOOL OPERATIONS	-	#NAME?	105,813	-	#NAME?
<b>FACILITY OPERATION &amp; MAINTENANCE</b>					
Insurance		#NAME?	12,000		#NAME?
Janitorial		#NAME?			#NAME?
Building and Land Rent / Lease / Facility Finance Interest		#NAME?	132,548		#NAME?
Repairs & Maintenance		#NAME?	7,500		#NAME?
Equipment / Furniture		#NAME?			#NAME?
Security		#NAME?			#NAME?
Utilities		#NAME?	14,500		#NAME?
TOTAL FACILITY OPERATION & MAINTENANCE	-	#NAME?	166,548	-	#NAME?
<b>DEPRECIATION &amp; AMORTIZATION</b>		#NAME?	35,000		#NAME?
<b>RESERVES / CONTINGENCY</b>		#NAME?			#NAME?
<b>TOTAL EXPENSES</b>	-	#NAME?	1,138,387	-	#NAME?
<b>NET INCOME</b>	#NAME?	#NAME?	#NAME?	#NAME?	#NAME?

	SCHOOL				
Total Revenue	#NAME?	#NAME?	#NAME?	#NAME?	#NAME?
Total Expenses	#NAME?	#NAME?	1,138,387	#NAME?	#NAME?
Net Income	#NAME?	#NAME?	#NAME?	#NAME?	#NAME?
Actual Student Enrollment	-	-	258	-	-
	Quarter - 1/1 - 3/31		4th Quarter - 4/1 - 6/30		
	Revised Budget	Variance	Original Budget	Revised Budget	Variance
ENROLLMENT - *School Districts Are Linked To Above Entries*					
Number of Districts:	-	-	1	-	-
NYC CHANCELLOR'S OFFICE	-	-	258	-	-
-	-	-	-	-	-
-	-	-	-	-	-
-	-	-	-	-	-
-	-	-	-	-	-
-	-	-	-	-	-
-	-	-	-	-	-
-	-	-	-	-	-
-	-	-	-	-	-
-	-	-	-	-	-
-	-	-	-	-	-
-	-	-	-	-	-
-	-	-	-	-	-
-	-	-	-	-	-
-	-	-	-	-	-
ALL OTHER School Districts: ( Weighted Avg )	-	-	-	-	-
TOTAL ENROLLMENT	-	-	258	-	-
REVENUE PER PUPIL					
	-	#NAME?	#NAME?	-	#NAME?
EXPENSES PER PUPIL					
	-	#NAME?	4,412	-	#NAME?

		HARBOR SCIENCE AND ARTS Budget / Operating Plan 2016-17				
Total Revenue		#NAME?	#NAME?	#NAME?	#NAME?	#NAME?
Total Expenses		4,181,612	#NAME?	#NAME?	(77,182)	#NAME?
Net Income		#NAME?	#NAME?	#NAME?	#NAME?	#NAME?
Actual Student Enrollment						
		Total Year			VARIANCE	
		Original Budget	Revised Budget	Variance	Original Budget vs. PY Budget	Revised Budget vs. PY Budget
<b>REVENUE</b>						
<b>REVENUES FROM STATE SOURCES</b>						
2016-17						
Per Pupil Revenue	Per Pupil Rate					
NYC CHANCELLOR'S OFFICE	#NAME?	#NAME?	#NAME?	#NAME?	#NAME?	#NAME?
-	#N/A	#N/A	#NAME?	#NAME?	#N/A	#NAME?
-	#N/A	#N/A	#NAME?	#NAME?	#N/A	#NAME?
-	#N/A	#N/A	#NAME?	#NAME?	#N/A	#NAME?
-	#N/A	#N/A	#NAME?	#NAME?	#N/A	#NAME?
-	#N/A	#N/A	#NAME?	#NAME?	#N/A	#NAME?
-	#N/A	#N/A	#NAME?	#NAME?	#N/A	#NAME?
-	#N/A	#N/A	#NAME?	#NAME?	#N/A	#NAME?
-	#N/A	#N/A	#NAME?	#NAME?	#N/A	#NAME?
-	#N/A	#N/A	#NAME?	#NAME?	#N/A	#NAME?
-	#N/A	#N/A	#NAME?	#NAME?	#N/A	#NAME?
-	#N/A	#N/A	#NAME?	#NAME?	#N/A	#NAME?
-	#N/A	#N/A	#NAME?	#NAME?	#N/A	#NAME?
-	#N/A	#N/A	#NAME?	#NAME?	#N/A	#NAME?
-	#N/A	#N/A	#NAME?	#NAME?	#N/A	#NAME?
-	#N/A	#N/A	#NAME?	#NAME?	#N/A	#NAME?
ALL OTHER School Districts: ( Weighted Avg )	#N/A	#N/A	#NAME?	#NAME?	#N/A	#NAME?
TOTAL Per Pupil Revenue (Weighted Average Per Pupil Funding)	#NAME?	#NAME?	#NAME?	#NAME?	#NAME?	#NAME?
Special Education Revenue		259,752	#NAME?	#NAME?	93,512	#NAME?
Grants						
Stimulus		-	#NAME?	#NAME?	-	#NAME?
DYCD (Department of Youth and Community Development)		-	#NAME?	#NAME?	-	#NAME?
Other		-	#NAME?	#NAME?	-	#NAME?
Other		-	#NAME?	#NAME?	-	#NAME?
TOTAL REVENUE FROM STATE SOURCES		#NAME?	#NAME?	#NAME?	#NAME?	#NAME?
<b>REVENUE FROM FEDERAL FUNDING</b>						
IDEA Special Needs		26,557	#NAME?	#NAME?	(20)	#NAME?
Title I		84,000	#NAME?	#NAME?	9,971	#NAME?
Title Funding - Other		24,610	#NAME?	#NAME?	12,000	#NAME?
School Food Service (Free Lunch)		-	#NAME?	#NAME?	-	#NAME?
Grants						
Charter School Program (CSP) Planning & Implementation		-	#NAME?	#NAME?	-	#NAME?
Other		169,947	#NAME?	#NAME?	169,947	#NAME?
Other		-	#NAME?	#NAME?	(169,947)	#NAME?
TOTAL REVENUE FROM FEDERAL SOURCES		305,114	#NAME?	#NAME?	21,951	#NAME?
<b>LOCAL and OTHER REVENUE</b>						
Contributions and Donations		-	#NAME?	#NAME?	(26,000)	#NAME?
Fundraising		31,000	#NAME?	#NAME?	-	#NAME?
Erate Reimbursement		-	#NAME?	#NAME?	-	#NAME?
Earnings on Investments		-	#NAME?	#NAME?	-	#NAME?
Interest Income		178	#NAME?	#NAME?	18	#NAME?
Food Service (Income from meals)		-	#NAME?	#NAME?	-	#NAME?
Text Book		-	#NAME?	#NAME?	-	#NAME?
OTHER		-	#NAME?	#NAME?	-	#NAME?
TOTAL REVENUE FROM LOCAL and OTHER SOURCES		31,178	#NAME?	#NAME?	(25,982)	#NAME?
<b>TOTAL REVENUE</b>		#NAME?	#NAME?	#NAME?	#NAME?	#NAME?



		HARBOR SCIENCE AND ARTS					
		Budget / Operating Plan					
		2016-17					
Total Revenue		#NAME?	#NAME?	#NAME?	#NAME?	#NAME?	
Total Expenses		4,181,612	#NAME?	#NAME?	(77,182)	#NAME?	
Net Income		#NAME?	#NAME?	#NAME?	#NAME?	#NAME?	
Actual Student Enrollment							
		Total Year			VARIANCE		
		Original Budget	Revised Budget	Variance	Original Budget vs. PY Budget	Revised Budget vs. PY Budget	
EXPENSES							
ADMINISTRATIVE STAFF PERSONNEL COSTS		Avg. No. of Positions					
Executive Management	-	-	#NAME?	#NAME?	-	#NAME?	
Instructional Management	4.00	400,000	#NAME?	#NAME?	(135,471)	#NAME?	
Deans, Directors & Coordinators	3.00	65,000	#NAME?	#NAME?	91,818	#NAME?	
CFO / Director of Finance	-	-	#NAME?	#NAME?	-	#NAME?	
Operation / Business Manager	-	-	#NAME?	#NAME?	87,602	#NAME?	
Administrative Staff	-	-	#NAME?	#NAME?	11,588	#NAME?	
TOTAL ADMINISTRATIVE STAFF	7.00	465,000	#NAME?	#NAME?	55,537	#NAME?	
INSTRUCTIONAL PERSONNEL COSTS							
Teachers - Regular	17.00	1,116,562	#NAME?	#NAME?	(126,607)	#NAME?	
Teachers - SPED	2.00	109,636	#NAME?	#NAME?	38,194	#NAME?	
Substitute Teachers	1.00	1,100	#NAME?	#NAME?	-	#NAME?	
Teaching Assistants	4.00	148,889	#NAME?	#NAME?	18,524	#NAME?	
Specialty Teachers	-	-	#NAME?	#NAME?	-	#NAME?	
Aides	-	-	#NAME?	#NAME?	38,192	#NAME?	
Therapists & Counselors	3.00	188,218	#NAME?	#NAME?	(121,191)	#NAME?	
Other	-	70,000	#NAME?	#NAME?	30,000	#NAME?	
TOTAL INSTRUCTIONAL	27.00	1,634,405	#NAME?	#NAME?	(122,888)	#NAME?	
NON-INSTRUCTIONAL PERSONNEL COSTS							
Nurse	0.50	-	#NAME?	#NAME?	-	#NAME?	
Librarian	-	-	#NAME?	#NAME?	-	#NAME?	
Custodian	3.00	96,325	#NAME?	#NAME?	(18,735)	#NAME?	
Security	1.00	58,350	#NAME?	#NAME?	(1,700)	#NAME?	
Other	6.00	251,967	#NAME?	#NAME?	47,114	#NAME?	
TOTAL NON-INSTRUCTIONAL	10.50	406,642	#NAME?	#NAME?	26,679	#NAME?	
SUBTOTAL PERSONNEL SERVICE COSTS		44.50	2,506,047	#NAME?	#NAME?	(40,672)	#NAME?
PAYROLL TAXES AND BENEFITS							
Payroll Taxes		208,340	#NAME?	#NAME?	(3,111)	#NAME?	
Fringe / Employee Benefits		384,700	#NAME?	#NAME?	(10,878)	#NAME?	
Retirement / Pension		3,720	#NAME?	#NAME?	(12)	#NAME?	
TOTAL PAYROLL TAXES AND BENEFITS		596,760	#NAME?	#NAME?	(14,001)	#NAME?	
TOTAL PERSONNEL SERVICE COSTS		44.50	3,102,807	#NAME?	#NAME?	(54,673)	#NAME?
CONTRACTED SERVICES							
Accounting / Audit		25,000	#NAME?	#NAME?	(6,800)	#NAME?	
Legal		-	#NAME?	#NAME?	-	#NAME?	
Management Company Fee		135,000	#NAME?	#NAME?	-	#NAME?	
Nurse Services		-	#NAME?	#NAME?	-	#NAME?	
Food Service / School Lunch		-	#NAME?	#NAME?	-	#NAME?	
Payroll Services		7,600	#NAME?	#NAME?	-	#NAME?	
Special Ed Services		-	#NAME?	#NAME?	-	#NAME?	
Titlement Services (i.e. Title I)		-	#NAME?	#NAME?	-	#NAME?	
Other Purchased / Professional / Consulting		21,000	#NAME?	#NAME?	-	#NAME?	
TOTAL CONTRACTED SERVICES		188,600	#NAME?	#NAME?	(6,800)	#NAME?	

HARBOR SCIENCE AND ARTS Budget / Operating Plan 2016-17					
Total Revenue	#NAME?	#NAME?	#NAME?	#NAME?	#NAME?
Total Expenses	4,181,612	#NAME?	#NAME?	(77,182)	#NAME?
Net Income	#NAME?	#NAME?	#NAME?	#NAME?	#NAME?
Actual Student Enrollment					
	Total Year			VARIANCE	
	Original Budget	Revised Budget	Variance	Original Budget vs. PY Budget	Revised Budget vs. PY Budget
<b>SCHOOL OPERATIONS</b>					
Board Expenses	700	#NAME?	#NAME?	-	#NAME?
Classroom / Teaching Supplies & Materials	12,000	#NAME?	#NAME?	(4,000)	#NAME?
Special Ed Supplies & Materials	-	#NAME?	#NAME?	-	#NAME?
Textbooks / Workbooks	34,620	#NAME?	#NAME?	(12,500)	#NAME?
Supplies & Materials other	7,828	#NAME?	#NAME?	(1)	#NAME?
Equipment / Furniture	38,000	#NAME?	#NAME?	(2,000)	#NAME?
Telephone	5,788	#NAME?	#NAME?	-	#NAME?
Technology	15,320	#NAME?	#NAME?	(1,010)	#NAME?
Student Testing & Assessment	6,000	#NAME?	#NAME?	659	#NAME?
Field Trips	9,600	#NAME?	#NAME?	-	#NAME?
Transportation (student)	-	#NAME?	#NAME?	-	#NAME?
Student Services - other	10,300	#NAME?	#NAME?	-	#NAME?
Office Expense	21,500	#NAME?	#NAME?	(4,950)	#NAME?
Staff Development	9,180	#NAME?	#NAME?	-	#NAME?
Staff Recruitment	1,500	#NAME?	#NAME?	-	#NAME?
Student Recruitment / Marketing	-	#NAME?	#NAME?	-	#NAME?
School Meals / Lunch	130,000	#NAME?	#NAME?	2,770	#NAME?
Travel (Staff)	500	#NAME?	#NAME?	-	#NAME?
Fundraising	4,000	#NAME?	#NAME?	-	#NAME?
Other	2,149	#NAME?	#NAME?	(0)	#NAME?
TOTAL SCHOOL OPERATIONS	308,985	#NAME?	#NAME?	(21,032)	#NAME?
<b>FACILITY OPERATION &amp; MAINTENANCE</b>					
Insurance	48,000	#NAME?	#NAME?	(11,944)	#NAME?
Janitorial	-	#NAME?	#NAME?	-	#NAME?
Building and Land Rent / Lease / Facility Finance Interest	410,220	#NAME?	#NAME?	18,439	#NAME?
Repairs & Maintenance	30,000	#NAME?	#NAME?	11,926	#NAME?
Equipment / Furniture	-	#NAME?	#NAME?	-	#NAME?
Security	-	#NAME?	#NAME?	-	#NAME?
Utilities	58,000	#NAME?	#NAME?	2,402	#NAME?
TOTAL FACILITY OPERATION & MAINTENANCE	546,220	#NAME?	#NAME?	20,823	#NAME?
<b>DEPRECIATION &amp; AMORTIZATION</b>	35,000	#NAME?	#NAME?	(15,500)	#NAME?
<b>RESERVES / CONTINGENCY</b>	-	#NAME?	#NAME?	-	#NAME?
<b>TOTAL EXPENSES</b>	<b>4,181,612</b>	<b>#NAME?</b>	<b>#NAME?</b>	<b>(77,182)</b>	<b>#NAME?</b>
<b>NET INCOME</b>	<b>#NAME?</b>	<b>#NAME?</b>	<b>#NAME?</b>	<b>#NAME?</b>	<b>#NAME?</b>

HARBOR SCIENCE AND ARTS Budget / Operating Plan 2016-17				
Total Revenue	#NAME?	#NAME?	#NAME?	#NAME?
Total Expenses	4,181,612	#NAME?	#NAME?	(77,182)
Net Income	#NAME?	#NAME?	#NAME?	#NAME?
Actual Student Enrollment				
	Total Year			VARIANCE
	Original Budget	Revised Budget	Variance	Original Budget vs. PY Budget
ENROLLMENT - *School Districts Are Linked To Above Entries*				
Number of Districts:				
NYC CHANCELLOR'S OFFICE				
-				
-				
-				
-				
-				
-				
-				
-				
-				
-				
ALL OTHER School Districts: ( Weighted Avg )				
TOTAL ENROLLMENT				
REVENUE PER PUPIL				
EXPENSES PER PUPIL				

CHARTER SCHOOL	
<b>Total Revenue</b> <b>Total Expenses</b> <b>Net Income</b> <b>Actual Student Enrollment</b>	
	<b>DESCRIPTION OF ASSUMPTIONS</b>
<b>REVENUE</b>	
<b>REVENUES FROM STATE SOURCES</b> <b>Per Pupil Revenue</b>	2016-17 Per Pupil Rate
NYC CHANCELLOR'S OFFICE	#NAME?
-	#N/A
-	#N/A
-	#N/A
-	#N/A
-	#N/A
-	#N/A
-	#N/A
-	#N/A
-	#N/A
-	#N/A
-	#N/A
-	#N/A
-	#N/A
-	#N/A
ALL OTHER School Districts: ( Weighted Avg )	#N/A
TOTAL Per Pupil Revenue (Weighted Average Per Pupil Funding)	#NAME?
Special Education Revenue	
Grants	
Stimulus	
DYCD (Department of Youth and Community Development)	
Other	
Other	
TOTAL REVENUE FROM STATE SOURCES	
<b>REVENUE FROM FEDERAL FUNDING</b>	
IDEA Special Needs	
Title I	
Title Funding - Other	
School Food Service (Free Lunch)	
Grants	
Charter School Program (CSP) Planning & Implementation	
Other	
Other	
TOTAL REVENUE FROM FEDERAL SOURCES	
<b>LOCAL and OTHER REVENUE</b>	
Contributions and Donations	
Fundraising	
Erate Reimbursement	
Earnings on Investments	
Interest Income	
Food Service (Income from meals)	
Text Book	
OTHER	
TOTAL REVENUE FROM LOCAL and OTHER SOURCES	
<b>TOTAL REVENUE</b>	

		CHARTER SCHOOL
<b>Total Revenue</b> <b>Total Expenses</b> <b>Net Income</b> <b>Actual Student Enrollment</b>		
		DESCRIPTION OF ASSUMPTIONS
<b>EXPENSES</b>		
<b>ADMINISTRATIVE STAFF PERSONNEL COSTS</b>	Avg. No. of Positions	
Executive Management	-	
Instructional Management	4.00	
Deans, Directors & Coordinators	3.00	
CFO / Director of Finance	-	
Operation / Business Manager	-	
Administrative Staff	-	
<b>TOTAL ADMINISTRATIVE STAFF</b>	<b>7.00</b>	
<b>INSTRUCTIONAL PERSONNEL COSTS</b>		
Teachers - Regular	17.00	
Teachers - SPED	2.00	
Substitute Teachers	1.00	
Teaching Assistants	4.00	
Specialty Teachers	-	
Aides	-	
Therapists & Counselors	3.00	
Other	-	
<b>TOTAL INSTRUCTIONAL</b>	<b>27.00</b>	
<b>NON-INSTRUCTIONAL PERSONNEL COSTS</b>		
Nurse	0.50	
Librarian	-	
Custodian	3.00	
Security	1.00	
Other	6.00	
<b>TOTAL NON-INSTRUCTIONAL</b>	<b>10.50</b>	
<b>SUBTOTAL PERSONNEL SERVICE COSTS</b>	<b>44.50</b>	
<b>PAYROLL TAXES AND BENEFITS</b>		
Payroll Taxes		
Fringe / Employee Benefits		
Retirement / Pension		
<b>TOTAL PAYROLL TAXES AND BENEFITS</b>		
<b>TOTAL PERSONNEL SERVICE COSTS</b>	<b>44.50</b>	
<b>CONTRACTED SERVICES</b>		
Accounting / Audit		
Legal		
Management Company Fee		
Nurse Services		
Food Service / School Lunch		
Payroll Services		
Special Ed Services		
Titlement Services (i.e. Title I)		
Other Purchased / Professional / Consulting		
<b>TOTAL CONTRACTED SERVICES</b>		

	CHARTER SCHOOL
<b>Total Revenue</b> <b>Total Expenses</b> <b>Net Income</b> <b>Actual Student Enrollment</b>	
	DESCRIPTION OF ASSUMPTIONS
<b>SCHOOL OPERATIONS</b> Board Expenses Classroom / Teaching Supplies & Materials Special Ed Supplies & Materials Textbooks / Workbooks Supplies & Materials other Equipment / Furniture Telephone Technology Student Testing & Assessment Field Trips Transportation (student) Student Services - other Office Expense Staff Development Staff Recruitment Student Recruitment / Marketing School Meals / Lunch Travel (Staff) Fundraising Other TOTAL SCHOOL OPERATIONS	
<b>FACILITY OPERATION &amp; MAINTENANCE</b> Insurance Janitorial Building and Land Rent / Lease / Facility Finance Interest Repairs & Maintenance Equipment / Furniture Security Utilities TOTAL FACILITY OPERATION & MAINTENANCE	
<b>DEPRECIATION &amp; AMORTIZATION</b> <b>RESERVES / CONTINGENCY</b>	
<b>TOTAL EXPENSES</b>	
<b>NET INCOME</b>	

	CHARTER SCHOOL
Total Revenue Total Expenses Net Income Actual Student Enrollment	
	DESCRIPTION OF ASSUMPTIONS
ENROLLMENT - *School Districts Are Linked To Above Entries* Number of Districts: NYC CHANCELLOR'S OFFICE - - - - - - - - - - - - - - ALL OTHER School Districts: ( Weighted Avg ) TOTAL ENROLLMENT  REVENUE PER PUPIL  EXPENSES PER PUPIL	

**HARBOR SCIENCE AND ARTS CHARTER SCHOOL  
BALANCE SHEET  
2016-17**

	<u>Prior Year</u>	Q1	Q2	Q3	Q4
	<u>Err:508</u>	<u>As of 9/30</u>	<u>As of 12/31</u>	<u>As of 3/31</u>	<u>As of 6/30</u>
<b><u>ASSETS</u></b>					
<b><u>CURRENT ASSETS</u></b>					
Cash and cash equivalents	-	-	-	-	-
Grants and contracts receivable	-	-	-	-	-
Accounts receivables	-	-	-	-	-
Prepaid Expenses	-	-	-	-	-
Contributions and other receivables	-	-	-	-	-
<b>TOTAL CURRENT ASSETS</b>	-	-	-	-	-
<b><u>PROPERTY, BUILDING AND EQUIPMENT, net</u></b>	-	-	-	-	-
<b><u>OTHER ASSETS</u></b>	-	-	-	-	-
<b>TOTAL ASSETS</b>	-	-	-	-	-
<b><u>LIABILITIES AND NET ASSETS</u></b>					
<b><u>CURRENT LIABILITIES</u></b>					
Accounts payable and accrued expenses	-	-	-	-	-
Accrued payroll and benefits	-	-	-	-	-
Deferred Revenue	-	-	-	-	-
Current maturities of long-term debt	-	-	-	-	-
Short Term Debt - Bonds, Notes Payable	-	-	-	-	-
Other	-	-	-	-	-
<b>TOTAL CURRENT LIABILITIES</b>	-	-	-	-	-
<b><u>LONG-TERM DEBT and NOTES PAYABLE, net current maturities</u></b>	-	-	-	-	-
<b>TOTAL LIABILITIES</b>	-	-	-	-	-
<b><u>NET ASSETS</u></b>					
Unrestricted	-	-	-	-	-
Temporarily restricted	-	-	-	-	-
<b>TOTAL NET ASSETS</b>	-	-	-	-	-
<b>TOTAL LIABILITIES AND NET ASSETS</b>	-	-	-	-	-



### Budget / Operating Plan

Total Revenue	-	#NAME?	-	-	#NAME?	-	-
Total Expenses	-	#NAME?	-	-	#NAME?	-	-
Net Income	-	#NAME?	-	-	#NAME?	-	-
Actual Student Enrollment	-	#NAME?	-	-	#NAME?	-	-

3rd (

Actual	Current Budget	Variance	Actual	Current Budget	Variance	Actual
--------	----------------	----------	--------	----------------	----------	--------

### CY Per Pupil Rate

	#NAME?	-		#NAME?	-	
	#NAME?	-		#NAME?	-	
	#NAME?	-		#NAME?	-	
	#NAME?	-		#NAME?	-	
	#NAME?	-		#NAME?	-	
	#NAME?	-		#NAME?	-	
	#NAME?	-		#NAME?	-	
	#NAME?	-		#NAME?	-	
	#NAME?	-		#NAME?	-	
	#NAME?	-		#NAME?	-	
	#NAME?	-		#NAME?	-	
	#NAME?	-		#NAME?	-	
	#NAME?	-		#NAME?	-	
	#NAME?	-		#NAME?	-	
	#NAME?	-		#NAME?	-	
	#NAME?	-		#NAME?	-	
	#NAME?	-		#NAME?	-	
	#NAME?	-		#NAME?	-	
	#NAME?	-		#NAME?	-	
-	#NAME?	-	-	#NAME?	-	-
	#NAME?	-		#NAME?	-	

#NAME?	
--------	--

	#NAME?	-		#NAME?	-	
--	--------	---	--	--------	---	--

	#NAME?	-		#NAME?	-	
	#NAME?	-		#NAME?	-	
	#NAME?	-		#NAME?	-	
	#NAME?	-		#NAME?	-	
-	#NAME?	-	-	#NAME?	-	-

-	#NAME?	-	-	#NAME?	-	-
---	--------	---	---	--------	---	---

	#NAME?	-		#NAME?	-	
	#NAME?	-		#NAME?	-	
	#NAME?	-		#NAME?	-	
	#NAME?	-		#NAME?	-	

	#NAME?	-		#NAME?	-	
--	--------	---	--	--------	---	--

	#NAME?			#NAME?	
	#NAME?	-		#NAME?	-

	#NAME?	-		#NAME?	-	
--	--------	---	--	--------	---	--

	#NAME?	-		#NAME?	-	
	#NAME?	-		#NAME?	-	
	#NAME?	-		#NAME?	-	
-	#NAME?	-	-	#NAME?	-	-

	#NAME?	-		#NAME?	-	
--	--------	---	--	--------	---	--

	#NAME?	-		#NAME?	-	
--	--------	---	--	--------	---	--

	#NAME?	-		#NAME?	-	
--	--------	---	--	--------	---	--

-	#NAME?	-	-	#NAME?	-	-
---	--------	---	---	--------	---	---

	#NAME?	-		#NAME?	-	
	#NAME?	-		#NAME?	-	
	#NAME?	-		#NAME?	-	
	#NAME?	-		#NAME?	-	
	#NAME?	-		#NAME?	-	
	#NAME?	-		#NAME?	-	
	#NAME?	-		#NAME?	-	
	#NAME?	-		#NAME?	-	
-	#NAME?	-	-	#NAME?	-	-

	#NAME?			#NAME?	
	#NAME?	-		#NAME?	-

	#NAME?	-		#NAME?	-	
--	--------	---	--	--------	---	--

	#NAME?			#NAME?		
	#NAME?	-		#NAME?	-	

	#NAME?	-		#NAME?	-	
--	--------	---	--	--------	---	--

	#NAME?	-		#NAME?	-	
--	--------	---	--	--------	---	--

	#NAME?	-		#NAME?	-	
--	--------	---	--	--------	---	--

	#NAME?	-		#NAME?	-	
--	--------	---	--	--------	---	--

-	#NAME?	-	-	#NAME?	-	-
---	--------	---	---	--------	---	---

-	#NAME?	-	-	#NAME?	-	-
---	--------	---	---	--------	---	---

2016-17

Total Revenue	-	#NAME?	-	-	#NAME?	-	-
Total Expenses	-	#NAME?	-	-	#NAME?	-	-
Net Income	-	#NAME?	-	-	#NAME?	-	-
Actual Student Enrollment	-	#NAME?	-	-	#NAME?	-	-

\*NOTE: Enrollment, Revenue and Expenditure Data IN the 'Total and Variance Analysis' Section is Based on LAST ACTUAL Quarter Completed

1st Quarter - 7/1 - 9/30

2nd Quarter - 10/1 - 12/31

3rd Quarter

Actual	Current Budget	Variance	Actual	Current Budget	Variance	Actual
--------	----------------	----------	--------	----------------	----------	--------

## EXPENSES

Quarter 0

No. of Positions

## ADMINISTRATIVE STAFF PERSONNEL COSTS

Executive Management  
Instructional Management  
Deans, Directors & Coordinators  
CFO / Director of Finance  
Operation / Business Manager  
Administrative Staff

#NAME?	#NAME?	-	#NAME?	#NAME?	-	#NAME?
#NAME?	#NAME?	-	#NAME?	#NAME?	-	#NAME?
#NAME?	#NAME?	-	#NAME?	#NAME?	-	#NAME?
#NAME?	#NAME?	-	#NAME?	#NAME?	-	#NAME?
#NAME?	#NAME?	-	#NAME?	#NAME?	-	#NAME?
#NAME?	#NAME?	-	#NAME?	#NAME?	-	#NAME?
#NAME?	#NAME?	-	#NAME?	#NAME?	-	#NAME?
#NAME?	#NAME?	-	#NAME?	#NAME?	-	#NAME?
#NAME?	#NAME?	-	#NAME?	#NAME?	-	#NAME?

TOTAL ADMINISTRATIVE STAFF

## INSTRUCTIONAL PERSONNEL COSTS

Teachers - Regular  
Teachers - SPED  
Substitute Teachers  
Teaching Assistants  
Specialty Teachers  
Aides  
Therapists & Counselors  
Other

#NAME?	#NAME?	-	#NAME?	#NAME?	-	#NAME?
#NAME?	#NAME?	-	#NAME?	#NAME?	-	#NAME?
#NAME?	#NAME?	-	#NAME?	#NAME?	-	#NAME?
#NAME?	#NAME?	-	#NAME?	#NAME?	-	#NAME?
#NAME?	#NAME?	-	#NAME?	#NAME?	-	#NAME?
#NAME?	#NAME?	-	#NAME?	#NAME?	-	#NAME?
#NAME?	#NAME?	-	#NAME?	#NAME?	-	#NAME?
#NAME?	#NAME?	-	#NAME?	#NAME?	-	#NAME?
#NAME?	#NAME?	-	#NAME?	#NAME?	-	#NAME?
#NAME?	#NAME?	-	#NAME?	#NAME?	-	#NAME?

TOTAL INSTRUCTIONAL

## NON-INSTRUCTIONAL PERSONNEL COSTS

Nurse  
Librarian  
Custodian  
Security  
Other

#NAME?	#NAME?	-	#NAME?	#NAME?	-	#NAME?
#NAME?	#NAME?	-	#NAME?	#NAME?	-	#NAME?
#NAME?	#NAME?	-	#NAME?	#NAME?	-	#NAME?
#NAME?	#NAME?	-	#NAME?	#NAME?	-	#NAME?
#NAME?	#NAME?	-	#NAME?	#NAME?	-	#NAME?
#NAME?	#NAME?	-	#NAME?	#NAME?	-	#NAME?
#NAME?	#NAME?	-	#NAME?	#NAME?	-	#NAME?
#NAME?	#NAME?	-	#NAME?	#NAME?	-	#NAME?
#NAME?	#NAME?	-	#NAME?	#NAME?	-	#NAME?

TOTAL NON-INSTRUCTIONAL

## SUBTOTAL PERSONNEL SERVICE COSTS

#NAME?	-	#NAME?	-	-	#NAME?	-	-
--------	---	--------	---	---	--------	---	---

## PAYROLL TAXES AND BENEFITS

Payroll Taxes  
Fringe / Employee Benefits  
Retirement / Pension

#NAME?	#NAME?	-	#NAME?	#NAME?	-	#NAME?
#NAME?	#NAME?	-	#NAME?	#NAME?	-	#NAME?
#NAME?	#NAME?	-	#NAME?	#NAME?	-	#NAME?
#NAME?	#NAME?	-	#NAME?	#NAME?	-	#NAME?

TOTAL PAYROLL TAXES AND BENEFITS

## TOTAL PERSONNEL SERVICE COSTS

#NAME?	-	#NAME?	-	-	#NAME?	-	-
--------	---	--------	---	---	--------	---	---

## CONTRACTED SERVICES

Accounting / Audit  
Legal  
Management Company Fee  
Nurse Services  
Food Service / School Lunch  
Payroll Services  
Special Ed Services  
Titlement Services (i.e. Title I)  
Other Purchased / Professional / Consulting

#NAME?	#NAME?	-	#NAME?	#NAME?	-	#NAME?
#NAME?	#NAME?	-	#NAME?	#NAME?	-	#NAME?
#NAME?	#NAME?	-	#NAME?	#NAME?	-	#NAME?
#NAME?	#NAME?	-	#NAME?	#NAME?	-	#NAME?
#NAME?	#NAME?	-	#NAME?	#NAME?	-	#NAME?
#NAME?	#NAME?	-	#NAME?	#NAME?	-	#NAME?
#NAME?	#NAME?	-	#NAME?	#NAME?	-	#NAME?
#NAME?	#NAME?	-	#NAME?	#NAME?	-	#NAME?
#NAME?	#NAME?	-	#NAME?	#NAME?	-	#NAME?
#NAME?	#NAME?	-	#NAME?	#NAME?	-	#NAME?

TOTAL CONTRACTED SERVICES

2016-17

Total Revenue	-	#NAME?	-	-	#NAME?	-	-
Total Expenses	-	#NAME?	-	-	#NAME?	-	-
Net Income	-	#NAME?	-	-	#NAME?	-	-
Actual Student Enrollment	-	#NAME?	-	-	#NAME?	-	-

\*NOTE: Enrollment, Revenue and Expenditure Data IN the 'Total and Variance Analysis' Section is Based on LAST ACTUAL Quarter Completed

1st Quarter - 7/1 - 9/30

2nd Quarter - 10/1 - 12/31

3rd Quarter

	Actual	Current Budget	Variance	Actual	Current Budget	Variance	Actual
<b>SCHOOL OPERATIONS</b>							
Board Expenses		#NAME?	-		#NAME?	-	
Classroom / Teaching Supplies & Materials		#NAME?	-		#NAME?	-	
Special Ed Supplies & Materials		#NAME?	-		#NAME?	-	
Textbooks / Workbooks		#NAME?	-		#NAME?	-	
Supplies & Materials other		#NAME?	-		#NAME?	-	
Equipment / Furniture		#NAME?	-		#NAME?	-	
Telephone		#NAME?	-		#NAME?	-	
Technology		#NAME?	-		#NAME?	-	
Student Testing & Assessment		#NAME?	-		#NAME?	-	
Field Trips		#NAME?	-		#NAME?	-	
Transportation (student)		#NAME?	-		#NAME?	-	
Student Services - other		#NAME?	-		#NAME?	-	
Office Expense		#NAME?	-		#NAME?	-	
Staff Development		#NAME?	-		#NAME?	-	
Staff Recruitment		#NAME?	-		#NAME?	-	
Student Recruitment / Marketing		#NAME?	-		#NAME?	-	
School Meals / Lunch		#NAME?	-		#NAME?	-	
Travel (Staff)		#NAME?	-		#NAME?	-	
Fundraising		#NAME?	-		#NAME?	-	
Other		#NAME?	-		#NAME?	-	
TOTAL SCHOOL OPERATIONS	-	#NAME?	-	-	#NAME?	-	-
<b>FACILITY OPERATION &amp; MAINTENANCE</b>							
Insurance		#NAME?	-		#NAME?	-	
Janitorial		#NAME?	-		#NAME?	-	
Building and Land Rent / Lease / Facility Finance Interest		#NAME?	-		#NAME?	-	
Repairs & Maintenance		#NAME?	-		#NAME?	-	
Equipment / Furniture		#NAME?	-		#NAME?	-	
Security		#NAME?	-		#NAME?	-	
Utilities		#NAME?	-		#NAME?	-	
TOTAL FACILITY OPERATION & MAINTENANCE	-	#NAME?	-	-	#NAME?	-	-
<b>DEPRECIATION &amp; AMORTIZATION</b>		#NAME?	-		#NAME?	-	
<b>RESERVES / CONTINGENCY</b>		#NAME?	-		#NAME?	-	
<b>TOTAL EXPENSES</b>	-	#NAME?	-	-	#NAME?	-	-
<b>NET INCOME</b>	-	#NAME?	-	-	#NAME?	-	-

Total Revenue	-	#NAME?	-	-	#NAME?	-	-
Total Expenses	-	#NAME?	-	-	#NAME?	-	-
Net Income	-	#NAME?	-	-	#NAME?	-	-
Actual Student Enrollment	-	#NAME?	-	-	#NAME?	-	-

*NOTE: Enrollment, Revenue and Expenditure Data IN the 'Total and Variance Analysis' Section is Based on LAST ACTUAL Quarter Completed	1st Quarter - 7/1 - 9/30			2nd Quarter - 10/1 - 12/31			3rd Quarter
	Actual	Current Budget	Variance	Actual	Current Budget	Variance	Actual

ENROLLMENT - *School Districts Are Linked To Above Entries*							
NYC CHANCELLOR'S OFFICE	-	#NAME?	-	-	#NAME?	-	-
-	-	#NAME?	-	-	#NAME?	-	-
-	-	#NAME?	-	-	#NAME?	-	-
-	-	#NAME?	-	-	#NAME?	-	-
-	-	#NAME?	-	-	#NAME?	-	-
-	-	#NAME?	-	-	#NAME?	-	-
-	-	#NAME?	-	-	#NAME?	-	-
-	-	#NAME?	-	-	#NAME?	-	-
-	-	#NAME?	-	-	#NAME?	-	-
-	-	#NAME?	-	-	#NAME?	-	-
-	-	#NAME?	-	-	#NAME?	-	-
-	-	#NAME?	-	-	#NAME?	-	-
-	-	#NAME?	-	-	#NAME?	-	-
-	-	#NAME?	-	-	#NAME?	-	-
-	-	#NAME?	-	-	#NAME?	-	-
-	-	#NAME?	-	-	#NAME?	-	-
-	-	#NAME?	-	-	#NAME?	-	-
ALL OTHER School Districts: ( Count = 0 )	-	#NAME?	-	-	#NAME?	-	-
TOTAL ENROLLMENT	-	#NAME?	-	-	#NAME?	-	-
REVENUE PER PUPIL	-	#NAME?	-	-	#NAME?	-	-
EXPENSES PER PUPIL	-	#NAME?	-	-	#NAME?	-	-

CHARTER SCHOOL									
n									
Total Revenue		#NAME?	-	-	#NAME?	-			
Total Expenses		#NAME?	-	-	#NAME?	-			
Net Income		#NAME?	-	-	#NAME?	-			
Actual Student Enrollment		#NAME?	-	-	#NAME?	-			

POSTER SCHOOL					
n					
Total Revenue	#NAME?	-	-	#NAME?	-
Total Expenses	#NAME?	-	-	#NAME?	-
Net Income	#NAME?	-	-	#NAME?	-
Actual Student Enrollment	#NAME?	-	-	#NAME?	-
*NOTE: Enrollment, Revenue and Expenditure Data IN the 'Total and Variance Analysis' Section is Based on LAST ACTUAL Quarter Completed		3rd Quarter - 1/1 - 3/31		4th Quarter - 4/1 - 6/30	
		Current Budget	Variance	Actual	Current Budget Variance
EXPENSES					
ADMINISTRATIVE STAFF PERSONNEL COSTS		Quarter 0			
		No. of Positions			
Executive Management	#NAME?	#NAME?	-	#NAME?	-
Instructional Management	#NAME?	#NAME?	-	#NAME?	-
Deans, Directors & Coordinators	#NAME?	#NAME?	-	#NAME?	-
CFO / Director of Finance	#NAME?	#NAME?	-	#NAME?	-
Operation / Business Manager	#NAME?	#NAME?	-	#NAME?	-
Administrative Staff	#NAME?	#NAME?	-	#NAME?	-
TOTAL ADMINISTRATIVE STAFF	#NAME?	#NAME?	-	#NAME?	-
INSTRUCTIONAL PERSONNEL COSTS					
Teachers - Regular	#NAME?	#NAME?	-	#NAME?	-
Teachers - SPED	#NAME?	#NAME?	-	#NAME?	-
Substitute Teachers	#NAME?	#NAME?	-	#NAME?	-
Teaching Assistants	#NAME?	#NAME?	-	#NAME?	-
Specialty Teachers	#NAME?	#NAME?	-	#NAME?	-
Aides	#NAME?	#NAME?	-	#NAME?	-
Therapists & Counselors	#NAME?	#NAME?	-	#NAME?	-
Other	#NAME?	#NAME?	-	#NAME?	-
TOTAL INSTRUCTIONAL	#NAME?	#NAME?	-	#NAME?	-
NON-INSTRUCTIONAL PERSONNEL COSTS					
Nurse	#NAME?	#NAME?	-	#NAME?	-
Librarian	#NAME?	#NAME?	-	#NAME?	-
Custodian	#NAME?	#NAME?	-	#NAME?	-
Security	#NAME?	#NAME?	-	#NAME?	-
Other	#NAME?	#NAME?	-	#NAME?	-
TOTAL NON-INSTRUCTIONAL	#NAME?	#NAME?	-	#NAME?	-
SUBTOTAL PERSONNEL SERVICE COSTS		#NAME?	#NAME?	-	#NAME?
PAYROLL TAXES AND BENEFITS					
Payroll Taxes		#NAME?	-	#NAME?	-
Fringe / Employee Benefits		#NAME?	-	#NAME?	-
Retirement / Pension		#NAME?	-	#NAME?	-
TOTAL PAYROLL TAXES AND BENEFITS		#NAME?	-	#NAME?	-
TOTAL PERSONNEL SERVICE COSTS		#NAME?	#NAME?	-	#NAME?
CONTRACTED SERVICES					
Accounting / Audit		#NAME?	-	#NAME?	-
Legal		#NAME?	-	#NAME?	-
Management Company Fee		#NAME?	-	#NAME?	-
Nurse Services		#NAME?	-	#NAME?	-
Food Service / School Lunch		#NAME?	-	#NAME?	-
Payroll Services		#NAME?	-	#NAME?	-
Special Ed Services		#NAME?	-	#NAME?	-
Titlement Services (i.e. Title I)		#NAME?	-	#NAME?	-
Other Purchased / Professional / Consulting		#NAME?	-	#NAME?	-
TOTAL CONTRACTED SERVICES		#NAME?	-	#NAME?	-

3rd QUARTER SCHOOL					
n					
Total Revenue	#NAME?	-	-	#NAME?	-
Total Expenses	#NAME?	-	-	#NAME?	-
Net Income	#NAME?	-	-	#NAME?	-
Actual Student Enrollment	#NAME?	-	-	#NAME?	-
		3rd Quarter - 1/1 - 3/31		4th Quarter - 4/1 - 6/30	
*NOTE: Enrollment, Revenue and Expenditure Data IN the 'Total and Variance Analysis' Section is Based on LAST ACTUAL Quarter Completed					
		Current Budget	Variance	Actual	Current Budget Variance
SCHOOL OPERATIONS					
Board Expenses	#NAME?	-		#NAME?	-
Classroom / Teaching Supplies & Materials	#NAME?	-		#NAME?	-
Special Ed Supplies & Materials	#NAME?	-		#NAME?	-
Textbooks / Workbooks	#NAME?	-		#NAME?	-
Supplies & Materials other	#NAME?	-		#NAME?	-
Equipment / Furniture	#NAME?	-		#NAME?	-
Telephone	#NAME?	-		#NAME?	-
Technology	#NAME?	-		#NAME?	-
Student Testing & Assessment	#NAME?	-		#NAME?	-
Field Trips	#NAME?	-		#NAME?	-
Transportation (student)	#NAME?	-		#NAME?	-
Student Services - other	#NAME?	-		#NAME?	-
Office Expense	#NAME?	-		#NAME?	-
Staff Development	#NAME?	-		#NAME?	-
Staff Recruitment	#NAME?	-		#NAME?	-
Student Recruitment / Marketing	#NAME?	-		#NAME?	-
School Meals / Lunch	#NAME?	-		#NAME?	-
Travel (Staff)	#NAME?	-		#NAME?	-
Fundraising	#NAME?	-		#NAME?	-
Other	#NAME?	-		#NAME?	-
TOTAL SCHOOL OPERATIONS	#NAME?	-	-	#NAME?	-
FACILITY OPERATION & MAINTENANCE					
Insurance	#NAME?	-		#NAME?	-
Janitorial	#NAME?	-		#NAME?	-
Building and Land Rent / Lease / Facility Finance Interest	#NAME?	-		#NAME?	-
Repairs & Maintenance	#NAME?	-		#NAME?	-
Equipment / Furniture	#NAME?	-		#NAME?	-
Security	#NAME?	-		#NAME?	-
Utilities	#NAME?	-		#NAME?	-
TOTAL FACILITY OPERATION & MAINTENANCE	#NAME?	-	-	#NAME?	-
DEPRECIATION & AMORTIZATION					
	#NAME?	-		#NAME?	-
RESERVES / CONTINGENCY					
	#NAME?	-		#NAME?	-
TOTAL EXPENSES	#NAME?	-	-	#NAME?	-
NET INCOME	#NAME?	-	-	#NAME?	-

3rd QUARTER SCHOOL					
Enrollment					
Total Revenue	#NAME?	-	-	#NAME?	-
Total Expenses	#NAME?	-	-	#NAME?	-
Net Income	#NAME?	-	-	#NAME?	-
Actual Student Enrollment	#NAME?	-	-	#NAME?	-
*NOTE: Enrollment, Revenue and Expenditure Data IN the 'Total and Variance Analysis' Section is Based on LAST ACTUAL Quarter Completed		3rd Quarter - 1/1 - 3/31		4th Quarter - 4/1 - 6/30	
		Current Budget	Variance	Actual	Current Budget Variance
ENROLLMENT - *School Districts Are Linked To Above Entries*		#NAME?	-	-	#NAME? -
NYC CHANCELLOR'S OFFICE		#NAME?	-	-	#NAME? -
-		#NAME?	-	-	#NAME? -
-		#NAME?	-	-	#NAME? -
-		#NAME?	-	-	#NAME? -
-		#NAME?	-	-	#NAME? -
-		#NAME?	-	-	#NAME? -
-		#NAME?	-	-	#NAME? -
-		#NAME?	-	-	#NAME? -
-		#NAME?	-	-	#NAME? -
-		#NAME?	-	-	#NAME? -
-		#NAME?	-	-	#NAME? -
-		#NAME?	-	-	#NAME? -
-		#NAME?	-	-	#NAME? -
ALL OTHER School Districts: ( Count = 0 )		#NAME?	-	-	#NAME? -
TOTAL ENROLLMENT		#NAME?	-	-	#NAME? -
REVENUE PER PUPIL		#NAME?	-	-	#NAME? -
EXPENSES PER PUPIL		#NAME?	-	-	#NAME? -



				HARBOR SCIENCE AND ARTS CHARTER			
				Budget / Operating Plan			
				2016-17			
Total Revenue	-	-	-	#NAME?	#NAME?	-	-
Total Expenses	-	-	-	#NAME?	#NAME?	-	-
Net Income	-	-	-	#NAME?	#NAME?	-	-
Actual Student Enrollment	-	-	-			-	-
				TOTALS AND VARIANCE ANALYSIS			
*NOTE: Enrollment, Revenue and Expenditure Data IN the 'Total and Variance Analysis' Section is Based on LAST ACTUAL Quarter Completed				Actual	Current Budget (Current Quarter)	Actual vs. Current Budget	Actual vs. Original Budget
				Current Budget	Current Budget - TY	Actual vs. Current Budget TY	Original Budget (Current Quarter)
REVENUE							
REVENUES FROM STATE SOURCES							
Per Pupil Revenue	CY Per Pupil Rate						
NYC CHANCELLOR'S OFFICE	#NAME?	-	-	-	#NAME?	#NAME?	-
-	#N/A	-	-	-	#NAME?	#NAME?	-
-	#N/A	-	-	-	#NAME?	#NAME?	-
-	#N/A	-	-	-	#NAME?	#NAME?	-
-	#N/A	-	-	-	#NAME?	#NAME?	-
-	#N/A	-	-	-	#NAME?	#NAME?	-
-	#N/A	-	-	-	#NAME?	#NAME?	-
-	#N/A	-	-	-	#NAME?	#NAME?	-
-	#N/A	-	-	-	#NAME?	#NAME?	-
-	#N/A	-	-	-	#NAME?	#NAME?	-
-	#N/A	-	-	-	#NAME?	#NAME?	-
-	#N/A	-	-	-	#NAME?	#NAME?	-
-	#N/A	-	-	-	#NAME?	#NAME?	-
-	#N/A	-	-	-	#NAME?	#NAME?	-
-	#N/A	-	-	-	#NAME?	#NAME?	-
-	#N/A	-	-	-	#NAME?	#NAME?	-
ALL OTHER School Districts: ( Count = 0 )	#N/A	-	-	-	#NAME?	#NAME?	-
TOTAL Per Pupil Revenue (Weighted Average Per Pupil Funding)	#NAME?	-	-	-	#NAME?	#NAME?	-
Special Education Revenue		-	-	-	#NAME?	#NAME?	-
Grants							
Stimulus		-	-	-	#NAME?	#NAME?	-
DYCD (Department of Youth and Community Development)		-	-	-	#NAME?	#NAME?	-
Other		-	-	-	#NAME?	#NAME?	-
Other		-	-	-	#NAME?	#NAME?	-
TOTAL REVENUE FROM STATE SOURCES		-	-	-	#NAME?	#NAME?	-
REVENUE FROM FEDERAL FUNDING							
IDEA Special Needs		-	-	-	#NAME?	#NAME?	-
Title I		-	-	-	#NAME?	#NAME?	-
Title Funding - Other		-	-	-	#NAME?	#NAME?	-
School Food Service (Free Lunch)		-	-	-	#NAME?	#NAME?	-
Grants							
Charter School Program (CSP) Planning & Implementation		-	-	-	#NAME?	#NAME?	-
Other		-	-	-	#NAME?	#NAME?	-
Other		-	-	-	#NAME?	#NAME?	-
TOTAL REVENUE FROM FEDERAL SOURCES		-	-	-	#NAME?	#NAME?	-
LOCAL and OTHER REVENUE							
Contributions and Donations		-	-	-	#NAME?	#NAME?	-
Fundraising		-	-	-	#NAME?	#NAME?	-
Erate Reimbursement		-	-	-	#NAME?	#NAME?	-
Earnings on Investments		-	-	-	#NAME?	#NAME?	-
Interest Income		-	-	-	#NAME?	#NAME?	-
Food Service (Income from meals)		-	-	-	#NAME?	#NAME?	-
Text Book		-	-	-	#NAME?	#NAME?	-
OTHER		-	-	-	#NAME?	#NAME?	-
TOTAL REVENUE FROM LOCAL and OTHER SOURCES		-	-	-	#NAME?	#NAME?	-
TOTAL REVENUE				-	-	-	#NAME?

				HARBOR SCIENCE AND ARTS CHARTER						
				Budget / Operating Plan						
				2016-17						
Total Revenue	-	-	-	#NAME?	#NAME?	-	-			
Total Expenses	-	-	-	#NAME?	#NAME?	-	-			
Net Income	-	-	-	#NAME?	#NAME?	-	-			
Actual Student Enrollment	-	-	-			-	-			
*NOTE: Enrollment, Revenue and Expenditure Data IN the 'Total and Variance Analysis' Section is Based on LAST ACTUAL Quarter Completed				TOTALS AND VARIANCE ANALYSIS						
				Actual	Current Budget (Current Quarter)	Actual vs. Current Budget	Current Budget - TY	Actual vs. Current Budget TY	Original Budget (Current Quarter)	Actual vs. Original Budget
EXPENSES										
ADMINISTRATIVE STAFF PERSONNEL COSTS										
	Quarter 0									
	No. of Positions									
Executive Management	#NAME?	-	-	-	#NAME?	#NAME?	-	-		
Instructional Management	#NAME?	-	-	-	#NAME?	#NAME?	-	-		
Deans, Directors & Coordinators	#NAME?	-	-	-	#NAME?	#NAME?	-	-		
CFO / Director of Finance	#NAME?	-	-	-	#NAME?	#NAME?	-	-		
Operation / Business Manager	#NAME?	-	-	-	#NAME?	#NAME?	-	-		
Administrative Staff	#NAME?	-	-	-	#NAME?	#NAME?	-	-		
TOTAL ADMINISTRATIVE STAFF	#NAME?	-	-	-	#NAME?	#NAME?	-	-		
INSTRUCTIONAL PERSONNEL COSTS										
Teachers - Regular	#NAME?	-	-	-	#NAME?	#NAME?	-	-		
Teachers - SPED	#NAME?	-	-	-	#NAME?	#NAME?	-	-		
Substitute Teachers	#NAME?	-	-	-	#NAME?	#NAME?	-	-		
Teaching Assistants	#NAME?	-	-	-	#NAME?	#NAME?	-	-		
Specialty Teachers	#NAME?	-	-	-	#NAME?	#NAME?	-	-		
Aides	#NAME?	-	-	-	#NAME?	#NAME?	-	-		
Therapists & Counselors	#NAME?	-	-	-	#NAME?	#NAME?	-	-		
Other	#NAME?	-	-	-	#NAME?	#NAME?	-	-		
TOTAL INSTRUCTIONAL	#NAME?	-	-	-	#NAME?	#NAME?	-	-		
NON-INSTRUCTIONAL PERSONNEL COSTS										
Nurse	#NAME?	-	-	-	#NAME?	#NAME?	-	-		
Librarian	#NAME?	-	-	-	#NAME?	#NAME?	-	-		
Custodian	#NAME?	-	-	-	#NAME?	#NAME?	-	-		
Security	#NAME?	-	-	-	#NAME?	#NAME?	-	-		
Other	#NAME?	-	-	-	#NAME?	#NAME?	-	-		
TOTAL NON-INSTRUCTIONAL	#NAME?	-	-	-	#NAME?	#NAME?	-	-		
SUBTOTAL PERSONNEL SERVICE COSTS										
#NAME?				-	-	-	#NAME?	#NAME?	-	-
PAYROLL TAXES AND BENEFITS										
Payroll Taxes		-	-	-	#NAME?	#NAME?	-	-		
Fringe / Employee Benefits		-	-	-	#NAME?	#NAME?	-	-		
Retirement / Pension		-	-	-	#NAME?	#NAME?	-	-		
TOTAL PAYROLL TAXES AND BENEFITS		-	-	-	#NAME?	#NAME?	-	-		
TOTAL PERSONNEL SERVICE COSTS										
#NAME?				-	-	-	#NAME?	#NAME?	-	-
CONTRACTED SERVICES										
Accounting / Audit		-	-	-	#NAME?	#NAME?	-	-		
Legal		-	-	-	#NAME?	#NAME?	-	-		
Management Company Fee		-	-	-	#NAME?	#NAME?	-	-		
Nurse Services		-	-	-	#NAME?	#NAME?	-	-		
Food Service / School Lunch		-	-	-	#NAME?	#NAME?	-	-		
Payroll Services		-	-	-	#NAME?	#NAME?	-	-		
Special Ed Services		-	-	-	#NAME?	#NAME?	-	-		
Titlement Services (i.e. Title I)		-	-	-	#NAME?	#NAME?	-	-		
Other Purchased / Professional / Consulting		-	-	-	#NAME?	#NAME?	-	-		
TOTAL CONTRACTED SERVICES		-	-	-	#NAME?	#NAME?	-	-		

				HARBOR SCIENCE AND ARTS CHARTER			
				Budget / Operating Plan			
				2016-17			
Total Revenue	-	-	-	#NAME?	#NAME?	-	-
Total Expenses	-	-	-	#NAME?	#NAME?	-	-
Net Income	-	-	-	#NAME?	#NAME?	-	-
Actual Student Enrollment	-	-	-			-	-
				TOTALS AND VARIANCE ANALYSIS			
*NOTE: Enrollment, Revenue and Expenditure Data IN the 'Total and Variance Analysis' Section is Based on LAST ACTUAL Quarter Completed				Actual vs. Current Budget	Actual vs. Current Budget TY	Original Budget (Current Quarter)	Actual vs. Original Budget
				Actual	Current Budget	Current Budget - TY	
<b>SCHOOL OPERATIONS</b>							
Board Expenses				-	-	-	-
Classroom / Teaching Supplies & Materials				-	-	-	-
Special Ed Supplies & Materials				-	-	-	-
Textbooks / Workbooks				-	-	-	-
Supplies & Materials other				-	-	-	-
Equipment / Furniture				-	-	-	-
Telephone				-	-	-	-
Technology				-	-	-	-
Student Testing & Assessment				-	-	-	-
Field Trips				-	-	-	-
Transportation (student)				-	-	-	-
Student Services - other				-	-	-	-
Office Expense				-	-	-	-
Staff Development				-	-	-	-
Staff Recruitment				-	-	-	-
Student Recruitment / Marketing				-	-	-	-
School Meals / Lunch				-	-	-	-
Travel (Staff)				-	-	-	-
Fundraising				-	-	-	-
Other				-	-	-	-
TOTAL SCHOOL OPERATIONS				-	-	-	-
<b>FACILITY OPERATION &amp; MAINTENANCE</b>							
Insurance				-	-	-	-
Janitorial				-	-	-	-
Building and Land Rent / Lease / Facility Finance Interest				-	-	-	-
Repairs & Maintenance				-	-	-	-
Equipment / Furniture				-	-	-	-
Security				-	-	-	-
Utilities				-	-	-	-
TOTAL FACILITY OPERATION & MAINTENANCE				-	-	-	-
<b>DEPRECIATION &amp; AMORTIZATION</b>				-	-	-	-
<b>RESERVES / CONTINGENCY</b>				-	-	-	-
<b>TOTAL EXPENSES</b>				-	-	-	-
<b>NET INCOME</b>				-	-	-	-

				HARBOR SCIENCE AND ARTS CHARTER			
				Budget / Operating Plan			
				2016-17			
Total Revenue	-	-	-	#NAME?	#NAME?	-	-
Total Expenses	-	-	-	#NAME?	#NAME?	-	-
Net Income	-	-	-	#NAME?	#NAME?	-	-
Actual Student Enrollment	-	-	-			-	-
				TOTALS AND VARIANCE ANALYSIS			
*NOTE: Enrollment, Revenue and Expenditure Data IN the 'Total and Variance Analysis' Section is Based on LAST ACTUAL Quarter Completed				Actual	Current Budget (Current Quarter)	Actual vs. Current Budget	Original Budget (Current Quarter)
				Actual	Current Budget	Current Budget - TY	Actual vs. Original Budget
ENROLLMENT - *School Districts Are Linked To Above Entries*				* Enrollment Data Based on Last Actual Quarter Completed			
NYC CHANCELLOR'S OFFICE				-	-	-	-
-				-	-	-	-
-				-	-	-	-
-				-	-	-	-
-				-	-	-	-
-				-	-	-	-
-				-	-	-	-
-				-	-	-	-
-				-	-	-	-
-				-	-	-	-
-				-	-	-	-
-				-	-	-	-
-				-	-	-	-
-				-	-	-	-
ALL OTHER School Districts: ( Count = 0 )				-	-	-	-
TOTAL ENROLLMENT				-	-	-	-
REVENUE PER PUPIL				-	-	-	-
EXPENSES PER PUPIL				-	-	-	-

# R SCHOOL

Total Revenue	#NAME?	#NAME?	-	-
Total Expenses	4,181,612	4,181,612	-	-
Net Income	#NAME?	#NAME?	-	-
Actual Student Enrollment			-	
		5		
*NOTE: Enrollment, Revenue and Expenditure Data IN the 'Total and Variance Analysis' Section is Based on LAST ACTUAL Quarter Completed		Actual vs. Original Budget TY	PY Actual (PY TY / No. of COMPLETED Actual CY Quarters	Actual CY vs. Actual PY
<b>REVENUE</b>				
<b>REVENUES FROM STATE SOURCES</b>				
Per Pupil Revenue	CY Per Pupil Rate			
NYC CHANCELLOR'S OFFICE	#NAME?	#NAME?	-	-
-	#N/A	#N/A	-	-
-	#N/A	#N/A	-	-
-	#N/A	#N/A	-	-
-	#N/A	#N/A	-	-
-	#N/A	#N/A	-	-
-	#N/A	#N/A	-	-
-	#N/A	#N/A	-	-
-	#N/A	#N/A	-	-
-	#N/A	#N/A	-	-
-	#N/A	#N/A	-	-
-	#N/A	#N/A	-	-
-	#N/A	#N/A	-	-
-	#N/A	#N/A	-	-
-	#N/A	#N/A	-	-
ALL OTHER School Districts: ( Count = 0 )	#N/A	#N/A	-	-
TOTAL Per Pupil Revenue (Weighted Average Per Pupil Funding)	#NAME?	#NAME?	-	-
Special Education Revenue	259,752	(259,752)	-	-
Grants				
Stimulus	-	-	-	-
DYCD (Department of Youth and Community Development)	-	-	-	-
Other	-	-	-	-
Other	-	-	-	-
TOTAL REVENUE FROM STATE SOURCES	#NAME?	#NAME?	-	-
<b>REVENUE FROM FEDERAL FUNDING</b>				
IDEA Special Needs	26,557	(26,557)	-	-
Title I	84,000	(84,000)	-	-
Title Funding - Other	24,610	(24,610)	-	-
School Food Service (Free Lunch)	-	-	-	-
Grants				
Charter School Program (CSP) Planning & Implementation	-	-	-	-
Other	169,947	(169,947)	-	-
Other	-	-	-	-
TOTAL REVENUE FROM FEDERAL SOURCES	305,114	(305,114)	-	-
<b>LOCAL and OTHER REVENUE</b>				
Contributions and Donations	-	-	-	-
Fundraising	31,000	(31,000)	-	-
Erate Reimbursement	-	-	-	-
Earnings on Investments	-	-	-	-
Interest Income	178	(178)	-	-
Food Service (Income from meals)	-	-	-	-
Text Book	-	-	-	-
OTHER	-	-	-	-
TOTAL REVENUE FROM LOCAL and OTHER SOURCES	31,178	(31,178)	-	-
<b>TOTAL REVENUE</b>	#NAME?	#NAME?	-	-

# R SCHOOL

Total Revenue	#NAME?	#NAME?	-	-
Total Expenses	4,181,612	4,181,612	-	-
Net Income	#NAME?	#NAME?	-	-
Actual Student Enrollment			-	

		5		
*NOTE: Enrollment, Revenue and Expenditure Data IN the 'Total and Variance Analysis' Section is Based on LAST ACTUAL Quarter Completed			Actual vs. Original Budget TY	Actual CY Actual CY Actual PY

<b>EXPENSES</b>		Quarter 0		
<b>ADMINISTRATIVE STAFF PERSONNEL COSTS</b>		No. of Positions		
Executive Management	#NAME?	-	-	-
Instructional Management	#NAME?	400,000	400,000	-
Deans, Directors & Coordinators	#NAME?	65,000	65,000	-
CFO / Director of Finance	#NAME?	-	-	-
Operation / Business Manager	#NAME?	-	-	-
Administrative Staff	#NAME?	-	-	-
TOTAL ADMINISTRATIVE STAFF	#NAME?	465,000	465,000	-
<b>INSTRUCTIONAL PERSONNEL COSTS</b>				
Teachers - Regular	#NAME?	1,116,562	1,116,562	-
Teachers - SPED	#NAME?	109,636	109,636	-
Substitute Teachers	#NAME?	1,100	1,100	-
Teaching Assistants	#NAME?	148,889	148,889	-
Specialty Teachers	#NAME?	-	-	-
Aides	#NAME?	-	-	-
Therapists & Counselors	#NAME?	188,218	188,218	-
Other	#NAME?	70,000	70,000	-
TOTAL INSTRUCTIONAL	#NAME?	1,634,405	1,634,405	-
<b>NON-INSTRUCTIONAL PERSONNEL COSTS</b>				
Nurse	#NAME?	-	-	-
Librarian	#NAME?	-	-	-
Custodian	#NAME?	96,325	96,325	-
Security	#NAME?	58,350	58,350	-
Other	#NAME?	251,967	251,967	-
TOTAL NON-INSTRUCTIONAL	#NAME?	406,642	406,642	-
<b>SUBTOTAL PERSONNEL SERVICE COSTS</b>		#NAME?	2,506,047	2,506,047
<b>PAYROLL TAXES AND BENEFITS</b>				
Payroll Taxes		208,340	208,340	-
Fringe / Employee Benefits		384,700	384,700	-
Retirement / Pension		3,720	3,720	-
TOTAL PAYROLL TAXES AND BENEFITS		596,760	596,760	-
<b>TOTAL PERSONNEL SERVICE COSTS</b>		#NAME?	3,102,807	3,102,807
<b>CONTRACTED SERVICES</b>				
Accounting / Audit		25,000	25,000	-
Legal		-	-	-
Management Company Fee		135,000	135,000	-
Nurse Services		-	-	-
Food Service / School Lunch		-	-	-
Payroll Services		7,600	7,600	-
Special Ed Services		-	-	-
Titlement Services (i.e. Title I)		-	-	-
Other Purchased / Professional / Consulting		21,000	21,000	-
TOTAL CONTRACTED SERVICES		188,600	188,600	-

# R SCHOOL

Total Revenue	#NAME?	#NAME?	-	-
Total Expenses	4,181,612	4,181,612	-	-
Net Income	#NAME?	#NAME?	-	-
Actual Student Enrollment			-	
5				
*NOTE: Enrollment, Revenue and Expenditure Data IN the 'Total and Variance Analysis' Section is Based on LAST ACTUAL Quarter Completed				
	Original Budget - TY	Actual vs. Original Budget TY	PY Actual (PY TY / No. of COMPLETED Actual CY Quarters	Actual CY vs. Actual PY
<b>SCHOOL OPERATIONS</b>				
Board Expenses	700	700	-	-
Classroom / Teaching Supplies & Materials	12,000	12,000	-	-
Special Ed Supplies & Materials	-	-	-	-
Textbooks / Workbooks	34,620	34,620	-	-
Supplies & Materials other	7,828	7,828	-	-
Equipment / Furniture	38,000	38,000	-	-
Telephone	5,788	5,788	-	-
Technology	15,320	15,320	-	-
Student Testing & Assessment	6,000	6,000	-	-
Field Trips	9,600	9,600	-	-
Transportation (student)	-	-	-	-
Student Services - other	10,300	10,300	-	-
Office Expense	21,500	21,500	-	-
Staff Development	9,180	9,180	-	-
Staff Recruitment	1,500	1,500	-	-
Student Recruitment / Marketing	-	-	-	-
School Meals / Lunch	130,000	130,000	-	-
Travel (Staff)	500	500	-	-
Fundraising	4,000	4,000	-	-
Other	2,149	2,149	-	-
TOTAL SCHOOL OPERATIONS	308,985	308,985	-	-
<b>FACILITY OPERATION &amp; MAINTENANCE</b>				
Insurance	48,000	48,000	-	-
Janitorial	-	-	-	-
Building and Land Rent / Lease / Facility Finance Interest	410,220	410,220	-	-
Repairs & Maintenance	30,000	30,000	-	-
Equipment / Furniture	-	-	-	-
Security	-	-	-	-
Utilities	58,000	58,000	-	-
TOTAL FACILITY OPERATION & MAINTENANCE	546,220	546,220	-	-
<b>DEPRECIATION &amp; AMORTIZATION</b>	35,000	35,000	-	-
<b>RESERVES / CONTINGENCY</b>	-	-	-	-
<b>TOTAL EXPENSES</b>	<b>4,181,612</b>	<b>4,181,612</b>	-	-
<b>NET INCOME</b>	#NAME?	#NAME?	-	-

IR SCHOOL

Total Revenue	#NAME?	#NAME?	-	-
Total Expenses	4,181,612	4,181,612	-	-
Net Income	#NAME?	#NAME?	-	-
Actual Student Enrollment			-	
		5		
*NOTE: Enrollment, Revenue and Expenditure Data IN the 'Total and Variance Analysis' Section is Based on LAST ACTUAL Quarter Completed		Actual vs. Original Budget TY	PY Actual (PY TY / No. of COMPLETED Actual CY Quarters	Actual CY vs. Actual PY
		Original Budget - TY		

ENROLLMENT - *School Districts Are Linked To Above Entries*				
NYC CHANCELLOR'S OFFICE			-	-
-			-	-
-			-	-
-			-	-
-			-	-
-			-	-
-			-	-
-			-	-
-			-	-
-			-	-
-			-	-
-			-	-
-			-	-
-			-	-
ALL OTHER School Districts: ( Count = 0 )			-	-
TOTAL ENROLLMENT			-	-
REVENUE PER PUPIL			-	-
EXPENSES PER PUPIL			-	-





**Charter Schools Institute**  
The State University of New York

**Annual Report Requirement**  
*for SUNY Authorized Charter Schools*  
**HARBOR SCIENCE AND ARTS CHARTER SCHOOL**  
**2016-17**

Administrative  
expenditures per pupil:

\$0.00

Per NYS Statute

Administrative expenditures per pupil: the sum of all general administration salaries and other general administration expenditures divided by the total number of enrolled students. Employee benefit costs or expenditures should not be reported here.

**\*NOTE: THIS TAB ONLY NEEDS TO BE COMPLETED FOR Q4**

**Disclosure of Financial Interest by a Current or Proposed Charter School  
Education Corporation Trustee**

Trustee Name:

H. Philip SALMON

Name of Charter School Education Corporation (for an unmerged school, this is the Charter School Name):

HARBOR Science And Arts Charter School

1. List all positions held on the education corporation board (e.g., president, treasurer, parent representative). CHAIRMAN

2. Is the trustee an employee of any school operated by the Education Corporation?  
☐ Yes ☒ No

If **Yes**, for each school, please provide a description of the position(s) you hold, your responsibilities, your salary and your start date.

3. Is the trustee an employee or agent of the management company or institutional partner of the charter school(s) governed by the Education Corporation?

☐ Yes ☒ No

If **Yes**, for each school, please provide a description of the position(s) you hold, your responsibilities, your salary and your start date.

4. Identify each interest/transaction (and provide the requested information) that you or any of your immediate family members or any persons who live with you in your house have held or engaged in with the charter school(s) governed by the Education Corporation during the time you have served on the board, and in the six-month period prior to such service. If there has been no such financial interest or transaction, write **None**. Please note that if you answered **Yes** to Questions 2-4 above, you need not disclose again your employment status, salary, etc.

Date(s)	Nature of Financial Interest/Transaction	Steps taken to avoid a conflict of interest, (e.g., did not vote, did not participate in discussion)	Name of person holding interest or engaging in transaction and relationship to yourself

Please write "None" if applicable. Do not leave this space blank.				
NONE				


5. Identify each individual, business, corporation, union association, firm, partnership, committee proprietorship, franchise holding company, joint stock company, business or real estate trust, non-profit organization, or other organization or group of people doing business with the school(s) governed by the Education Corporation **and** in which such entity, during the time of your tenure as a trustee, you and/or your immediate family member(s) or person(s) living in your house had a financial interest or other relationship. If you are a member, director, officer or employee of an organization formally partnered with the school(s) that is/are doing business with the school(s) through a management or services agreement, please identify only the name of the organization, your position in the organization, and the relationship between such organization and the school(s). If there was no financial interest, write **None**.

Organization conducting business with the school(s)	Nature of business conducted	Approximate value of the business conducted	Name of Trustee and/or immediate family member of household holding an interest in the organization conducting business with the school(s) and the nature of the interest	Steps Taken to Avoid Conflict of Interest
Please write "None" if applicable. Do not leave this space blank.				
NONE				




Signature Date

Please note that this document is considered a public record and as such, may be made available to members of the public upon request under the Freedom of Information Law. Personal contact information provided below will be redacted.



**Disclosure of Financial Interest by a Current or Proposed Charter School  
Education Corporation Trustee**

Trustee Name:

Alvin Patrick

Name of Charter School Education Corporation (for an unmerged school, this is the Charter School Name):

SUNY

1. List all positions held on the education corporation board (e.g., president, treasurer, parent representative).

Vice Chair

2. Is the trustee an employee of any school operated by the Education Corporation?  
     Yes X No

If **Yes**, for each school, please provide a description of the position(s) you hold, your responsibilities, your salary and your start date.

3. Is the trustee an employee or agent of the management company or institutional partner of the charter school(s) governed by the Education Corporation?

     Yes X No

If **Yes**, for each school, please provide a description of the position(s) you hold, your responsibilities, your salary and your start date.

4. Identify each interest/transaction (and provide the requested information) that you or any of your immediate family members or any persons who live with you in your house have held or engaged in with the charter school(s) governed by the Education Corporation during the time you have served on the board, and in the six-month period prior to such service. If there has been no such financial interest or transaction, write **None**. Please note that if you answered **Yes** to Questions 2-4 above, you need not disclose again your employment status, salary, etc.

Date(s)	Nature of Financial Interest/Transaction	Steps taken to avoid a conflict of interest, (e.g., did not vote, did not participate in discussion)	Name of person holding interest or engaging in transaction and relationship to yourself

<i>Please write "None" if applicable. Do not leave this space blank.</i> N/A	N/A	N/A	N/A
---	-----	-----	-----


5. Identify each individual, business, corporation, union association, firm, partnership, committee proprietorship, franchise holding company, joint stock company, business or real estate trust, non-profit organization, or other organization or group of people doing business with the school(s) governed by the Education Corporation and in which such entity, during the time of your tenure as a trustee, you and/or your immediate family member(s) or person(s) living in your house had a financial interest or other relationship. If you are a member, director, officer or employee of an organization formally partnered with the school(s) that is/are doing business with the school(s) through a management or services agreement, please identify only the name of the organization, your position in the organization, and the relationship between such organization and the school(s). If there was no financial interest, write **None**.

Organization conducting business with the school(s)	Nature of business conducted	Approximate value of the business conducted	Name of Trustee and/or immediate family member of household holding an interest in the organization conducting business with the school(s) and the nature of the interest	Steps Taken to Avoid Conflict of Interest
<i>Please write "None" if applicable. Do not leave this space blank.</i>				
N/A	N/A	N/A	N/A	N/A

*Ben A. Patenaude*  
Signature

7/15/16  
Date

Please note that this document is considered a public record and as such, may be made available to members of the public upon request under the Freedom of Information Law. Personal contact information provided below will be redacted.



**Disclosure of Financial Interest by a Current or Proposed Charter School  
Education Corporation Trustee**

Trustee Name:

Richard Asche

Name of Charter School Education Corporation (for an unmerged school, this is the Charter School Name):

Harbor Science and Arts Charter School

1. List all positions held on the education corporation board (e.g., president, treasurer, parent representative).

2. Is the trustee an employee of any school operated by the Education Corporation?  
☐ Yes ☒ No

If **Yes**, for each school, please provide a description of the position(s) you hold, your responsibilities, your salary and your start date.

3. Is the trustee an employee or agent of the management company or institutional partner of the charter school(s) governed by the Education Corporation?

☐ Yes ☒ No

If **Yes**, for each school, please provide a description of the position(s) you hold, your responsibilities, your salary and your start date.

4. Identify each interest/transaction (and provide the requested information) that you or any of your immediate family members or any persons who live with you in your house have held or engaged in with the charter school(s) governed by the Education Corporation during the time you have served on the board, and in the six-month period prior to such service. If there has been no such financial interest or transaction, write **None**. Please note that if you answered **Yes** to Questions 2-4 above, you need not disclose again your employment status, salary, etc.

Date(s)	Nature of Financial Interest/Transaction	Steps taken to avoid a conflict of interest, (e.g., did not vote, did not participate in discussion)	Name of person holding interest or engaging in transaction and relationship to yourself

NONE	Please write "None" if applicable. Do not leave this space blank.		
------	---	--	--

5. Identify each individual, business, corporation, union association, firm, partnership, committee proprietorship, franchise holding company, joint stock company, business or real estate trust, non-profit organization, or other organization or group of people doing business with the school(s) governed by the Education Corporation **and** in which such entity, during the time of your tenure as a trustee, you and/or your immediate family member(s) or person(s) living in your house had a financial interest or other relationship. If you are a member, director, officer or employee of an organization formally partnered with the school(s) that is/are doing business with the school(s) through a management or services agreement, please identify only the name of the organization, your position in the organization, and the relationship between such organization and the school(s). If there was no financial interest, write **None**.

Organization conducting business with the school(s)	Nature of business conducted	Approximate value of the business conducted	Name of Trustee and/or immediate family member of household holding an interest in the organization conducting business with the school(s) and the nature of the interest	Steps Taken to Avoid Conflict of Interest
Please write "None" if applicable. Do not leave this space blank.				
None				

Harbor Science and Arts Charter School

132 East 111th Street


New York, NY 10029

Signature

7/29/16

Date

Please note that this document is considered a public record and as such, may be made available to members of the public upon request under the Freedom of Information Law. Personal contact information provided below will be redacted.





<b>Disclosure of Financial Interest by a Current or Proposed Charter School Education Corporation Trustee</b>
---

Trustee Name:

Lisa Stenson Desamours

Name of Charter School Education Corporation (for an unmerged school, this is the Charter School Name):

Harbor Science and Arts Charter School.

1. List all positions held on the education corporation board (e.g., president, treasurer, parent representative).

2. Is the trustee an employee of any school operated by the Education Corporation?  
☐ Yes ☒ No

If Yes, for each school, please provide a description of the position(s) you hold, your responsibilities, your salary and your start date.

3. Is the trustee an employee or agent of the management company or institutional partner of the charter school(s) governed by the Education Corporation?  
☐ Yes ☒ No

If Yes, for each school, please provide a description of the position(s) you hold, your responsibilities, your salary and your start date.

4. Identify each interest/transaction (and provide the requested information) that you or any of your immediate family members or any persons who live with you in your house have held or engaged in with the charter school(s) governed by the Education Corporation during the time you have served on the board, and in the six-month period prior to such service. If there has been no such financial interest or transaction, write None. Please note that if you answered Yes to Questions 2-4 above, you need not disclose again your employment status, salary, etc.

Date(s)	Nature of Financial Interest/Transaction	Steps taken to avoid a conflict of interest, (e.g., did not vote, did not participate in discussion)	Name of person holding interest or engaging in transaction and relationship to yourself



Please write "None" if applicable. Do not leave this space blank.			
---	--	--	--


5. Identify each individual, business, corporation, union association, firm, partnership, committee proprietorship, franchise holding company, joint stock company, business or real estate trust, non-profit organization, or other organization or group of people doing business with the school(s) governed by the Education Corporation and in which such entity, during the time of your tenure as a trustee, you and/or your immediate family member(s) or person(s) living in your house had a financial interest or other relationship. If you are a member, director, officer or employee of an organization formally partnered with the school(s) that is/are doing business with the school(s) through a management or services agreement, please identify only the name of the organization, your position in the organization, and the relationship between such organization and the school(s). If there was no financial interest, write None.

Organization conducting business with the school(s)	Nature of business conducted	Approximate value of the business conducted	Name of Trustee and/or immediate family member of household holding an interest in the organization conducting business with the school(s) and the nature of the interest	Steps Taken to Avoid Conflict of Interest
Please write "None" if applicable. Do not leave this space blank.				
None				

Signature

Date

*Please note that this document is considered a public record and as such, may be made available to members of the public upon request under the Freedom of Information Law. Personal contact information provided below will be redacted.*



<p align="center"><b>Disclosure of Financial Interest by a Current or Proposed Charter School Education Corporation Trustee</b></p>
---

Trustee Name:

Luly Duke

Name of Charter School Education Corporation (for an unmerged school, this is the Charter School Name):

Harbor Science and Arts Charter School

1. List all positions held on the education corporation board (e.g., president, treasurer, parent representative).

Fundraising

2. Is the trustee an employee of any school operated by the Education Corporation?

     Yes   ✓   No

If **Yes**, for each school, please provide a description of the position(s) you hold, your responsibilities, your salary and your start date.

3. Is the trustee an employee or agent of the management company or institutional partner of the charter school(s) governed by the Education Corporation?

     Yes   ✓   No

If **Yes**, for each school, please provide a description of the position(s) you hold, your responsibilities, your salary and your start date.

4. Identify each interest/transaction (and provide the requested information) that you or any of your immediate family members or any persons who live with you in your house have held or engaged in with the charter school(s) governed by the Education Corporation during the time you have served on the board, and in the six-month period prior to such service. If there has been no such financial interest or transaction, write **None**. Please note that if you answered **Yes** to Questions 2-4 above, you need not disclose again your employment status, salary, etc.

Date(s)	Nature of Financial Interest/Transaction	Steps taken to avoid a conflict of interest, (e.g., did not vote, did not participate in discussion)	Name of person holding interest or engaging in transaction and relationship to yourself

NONE			
------	--	--	--

5. Identify each individual, business, corporation, union association, firm, partnership, committee proprietorship, franchise holding company, joint stock company, business or real estate trust, non-profit organization, or other organization or group of people doing business with the school(s) governed by the Education Corporation **and** in which such entity, during the time of your tenure as a trustee, you and/or your immediate family member(s) or person(s) living in your house had a financial interest or other relationship. If you are a member, director, officer or employee of an organization formally partnered with the school(s) that is/are doing business with the school(s) through a management or services agreement, please identify only the name of the organization, your position in the organization, and the relationship between such organization and the school(s). If there was no financial interest, write **None**.

Organization conducting business with the school(s)	Nature of business conducted	Approximate value of the business conducted	Name of Trustee and/or immediate family member of household holding an interest in the organization conducting business with the school(s) and the nature of the interest	Steps Taken to Avoid Conflict of Interest
NONE				


Harbor Science and Arts Charter School  
 132 East 111th Street  
 Signature New York, NY 10029

7/29/16  
 Date

Please note that this document is considered a public record and as such, may be made available to members of the public upon request under the Freedom of Information Law. Personal contact information provided below will be redacted.

Business Telephone: \_\_\_\_\_

Business Address: \_\_\_\_\_



Home Telephone: \_\_\_\_\_

Home Address: \_\_\_\_\_

**Disclosure of Financial Interest by a Current or Proposed Charter School  
Education Corporation Trustee**

Trustee Name:

Susan Etess

Name of Charter School Education Corporation (for an unmerged school, this is the Charter School Name):

Harbor Arts and Science Charter School

1. List all positions held on the education corporation board (e.g., president, treasurer, parent representative). Education Comm Hdr

2. Is the trustee an employee of any school operated by the Education Corporation?  
☐ Yes ☒ No

If **Yes**, for each school, please provide a description of the position(s) you hold, your responsibilities, your salary and your start date.

3. Is the trustee an employee or agent of the management company or institutional partner of the charter school(s) governed by the Education Corporation?  
☐ Yes ☒ No

If **Yes**, for each school, please provide a description of the position(s) you hold, your responsibilities, your salary and your start date.

4. Identify each interest/transaction (and provide the requested information) that you or any of your immediate family members or any persons who live with you in your house have held or engaged in with the charter school(s) governed by the Education Corporation during the time you have served on the board, and in the six-month period prior to such service. If there has been no such financial interest or transaction, write **None**. Please note that if you answered **Yes** to Questions 2-4 above, you need not disclose again your employment status, salary, etc.

Date(s)	Nature of Financial Interest/Transaction	Steps taken to avoid a conflict of interest, (e.g., did not vote, did not participate in discussion)	Name of person holding interest or engaging in transaction and relationship to yourself


Please write "None" if applicable. Do not leave this space blank	None
--	------

5. Identify each individual, business, corporation, union association, firm, partnership, committee proprietorship, franchise holding company, joint stock company, business or real estate trust, non-profit organization, or other organization or group of people doing business with the school(s) governed by the Education Corporation **and** in which such entity, during the time of your tenure as a trustee, you and/or your immediate family member(s) or person(s) living in your house had a financial interest or other relationship. If you are a member, director, officer or employee of an organization formally partnered with the school(s) that is/are doing business with the school(s) through a management or services agreement, please identify only the name of the organization, your position in the organization, and the relationship between such organization and the school(s). If there was no financial interest, write **None**.

Organization conducting business with the school(s)	Nature of business conducted	Approximate value of the business conducted	Name of Trustee and/or immediate family member of household holding an interest in the organization conducting business with the school(s) and the nature of the interest	Steps Taken to Avoid Conflict of Interest
Please write "None" if applicable. Do not leave this space blank				
		None		

Signature Susan E. Hess Date 7/25/16

Please note that this document is considered a public record and as such, may be made available to members of the public upon request under the Freedom of Information Law. Personal contact information provided below will be redacted.



<p align="center"><b>Disclosure of Financial Interest by a Current or Proposed Charter School Education Corporation Trustee</b></p>
---

Trustee Name:

ROBERT NORTH

Name of Charter School Education Corporation (for an unmerged school, this is the Charter School Name):

HARBOR SCIENCE AND ARTS CHARTER SCHOOLS

1. List all positions held on the education corporation board (e.g., president, treasurer, parent representative).

NA

2. Is the trustee an employee of any school operated by the Education Corporation?  
☐ Yes ☒ No

If **Yes**, for each school, please provide a description of the position(s) you hold, your responsibilities, your salary and your start date.

3. Is the trustee an employee or agent of the management company or institutional partner of the charter school(s) governed by the Education Corporation?

☐ Yes ☒ No

If **Yes**, for each school, please provide a description of the position(s) you hold, your responsibilities, your salary and your start date.

4. Identify each interest/transaction (and provide the requested information) that you or any of your immediate family members or any persons who live with you in your house have held or engaged in with the charter school(s) governed by the Education Corporation during the time you have served on the board, and in the six-month period prior to such service. If there has been no such financial interest or transaction, write **None**. Please note that if you answered **Yes** to Questions 2-4 above, you need not disclose again your employment status, salary, etc.

Date(s)	Nature of Financial Interest/Transaction	Steps taken to avoid a conflict of interest, (e.g., did not vote, did not participate in discussion)	Name of person holding interest or engaging in transaction and relationship to yourself

<i>Please write "None" if applicable. Do not leave this space blank.</i>			
NA			

5. Identify each individual, business, corporation, union association, firm, partnership, committee proprietorship, franchise holding company, joint stock company, business or real estate trust, non-profit organization, or other organization or group of people doing business with the school(s) governed by the Education Corporation **and** in which such entity, during the time of your tenure as a trustee, you and/or your immediate family member(s) or person(s) living in your house had a financial interest or other relationship. If you are a member, director, officer or employee of an organization formally partnered with the school(s) that is/are doing business with the school(s) through a management or services agreement, please identify only the name of the organization, your position in the organization, and the relationship between such organization and the school(s). If there was no financial interest, write **None**.

Organization conducting business with the school(s)	Nature of business conducted	Approximate value of the business conducted	Name of Trustee and/or immediate family member of household holding an interest in the organization conducting business with the school(s) and the nature of the interest	Steps Taken to Avoid Conflict of Interest
NA				


*Robert North* ROBERT NORTH

7/1/2016

Signature

Date

*Please note that this document is considered a public record and as such, may be made available to members of the public upon request under the Freedom of Information Law. Personal contact information provided below will be redacted.*



<p align="center"><b>Disclosure of Financial Interest by a Current or Proposed Charter School Education Corporation Trustee</b></p>
---

Trustee Name:

NANCY SCHULMAN

Name of Charter School Education Corporation (for an unmerged school, this is the Charter School Name):

Harbor Science & Arts Charter School

1. List all positions held on the education corporation board (e.g., president, treasurer, parent representative).

General board member

2. Is the trustee an employee of any school operated by the Education Corporation?  
☐ Yes ☒ No

If Yes, for each school, please provide a description of the position(s) you hold, your responsibilities, your salary and your start date.

3. Is the trustee an employee or agent of the management company or institutional partner of the charter school(s) governed by the Education Corporation?

☐ Yes ☒ No

If Yes, for each school, please provide a description of the position(s) you hold, your responsibilities, your salary and your start date.

4. Identify each interest/transaction (and provide the requested information) that you or any of your immediate family members or any persons who live with you in your house have held or engaged in with the charter school(s) governed by the Education Corporation during the time you have served on the board, and in the six-month period prior to such service. If there has been no such financial interest or transaction, write **None**. Please note that if you answered **Yes** to Questions 2-4 above, you need not disclose again your employment status, salary, etc.

Date(s)	Nature of Financial Interest/Transaction	Steps taken to avoid a conflict of interest, (e.g., did not vote, did not participate in discussion)	Name of person holding interest or engaging in transaction and relationship to yourself
	NONE		




Please write "None" if applicable. Do not leave this space blank.		
NONE		

5. Identify each individual, business, corporation, union association, firm, partnership, committee proprietorship, franchise holding company, joint stock company, business or real estate trust, non-profit organization, or other organization or group of people doing business with the school(s) governed by the Education Corporation and in which such entity, during the time of your tenure as a trustee, you and/or your immediate family member(s) or person(s) living in your house had a financial interest or other relationship. If you are a member, director, officer or employee of an organization formally partnered with the school(s) that is/are doing business with the school(s) through a management or services agreement, please identify only the name of the organization, your position in the organization, and the relationship between such organization and the school(s). If there was no financial interest, write None.

Organization conducting business with the school(s)	Nature of business conducted	Approximate value of the business conducted	Name of Trustee and/or immediate family member of household holding an interest in the organization conducting business with the school(s) and the nature of the interest	Steps Taken to Avoid Conflict of Interest
Please write "None" if applicable. Do not leave this space blank.				
NONE				

Signature Nancy Schwimer Date 7/14/16

Please note that this document is considered a public record and as such, may be made available to members of the public upon request under the Freedom of Information Law. Personal contact information



<p align="center"><b>Disclosure of Financial Interest by a Current or Proposed Charter School Education Corporation Trustee</b></p>
---

Trustee Name:

CORTNEY WRIGHT THOMAS

Name of Charter School Education Corporation (for an unmerged school, this is the Charter School Name):

HARBOR SCIENCE & ARTS CHARTER SCHOOL

1. List all positions held on the education corporation board (e.g., president, treasurer, parent representative). PARENT REPRESENTATIVE

2. Is the trustee an employee of any school operated by the Education Corporation?  
☐ Yes ☒ No

If **Yes**, for each school, please provide a description of the position(s) you hold, your responsibilities, your salary and your start date.

3. Is the trustee an employee or agent of the management company or institutional partner of the charter school(s) governed by the Education Corporation?  
☐ Yes ☒ No

If **Yes**, for each school, please provide a description of the position(s) you hold, your responsibilities, your salary and your start date.

4. Identify each interest/transaction (and provide the requested information) that you or any of your immediate family members or any persons who live with you in your house have held or engaged in with the charter school(s) governed by the Education Corporation during the time you have served on the board, and in the six-month period prior to such service. If there has been no such financial interest or transaction, write **None**. Please note that if you answered **Yes** to Questions 2-4 above, you need not disclose again your employment status, salary, etc.

Date(s)	Nature of Financial Interest/Transaction	Steps taken to avoid a conflict of interest, (e.g., did not vote, did not participate in discussion)	Name of person holding interest or engaging in transaction and relationship to yourself


	NONE		
--	------	--	--

5. Identify each individual, business, corporation, union association, firm, partnership, committee proprietorship, franchise holding company, joint stock company, business or real estate trust, non-profit organization, or other organization or group of people doing business with the school(s) governed by the Education Corporation **and** in which such entity, during the time of your tenure as a trustee, you and/or your immediate family member(s) or person(s) living in your house had a financial interest or other relationship. If you are a member, director, officer or employee of an organization formally partnered with the school(s) that is/are doing business with the school(s) through a management or services agreement, please identify only the name of the organization, your position in the organization, and the relationship between such organization and the school(s). If there was no financial interest, write **None**.

Organization conducting business with the school(s)	Nature of business conducted	Approximate value of the business conducted	Name of Trustee and/or immediate family member of household holding an interest in the organization conducting business with the school(s) and the nature of the interest	Steps Taken to Avoid Conflict of Interest
<i>Please write "None" if applicable. Do not leave this space blank.</i>				
		NONE		

Signature Cortney Wright Thomas Date 7/28/16

*Please note that this document is considered a public record and as such, may be made available to members of the public upon request under the Freedom of Information Law. Personal contact information provided below will be redacted.*





# Entry 9 BOT Table

Last updated: 07/28/2016

## Page 1

### 1. Current Board Member Information

	Trustee Name	Email Address	Position on the Board	Committee Affiliations	Voting Member? (Y/N)	Area of Expertise, and/or Additional Role at School (parent, staff member, etc.)	Number of Terms Served and Length of Each (Include election date and term expiration)
1	Phil Salmon		Chair/Board President	Finance	Yes	Finance	4 terms served, 2 year terms, Election Sept 2014 Expiration Sept 2016
2	Alvin Patrick		Vice Chair/Vice President	Fundraising , Education	Yes	Media, Fundraising	5 terms, 2 year terms, Election Sept 2014 Expiration Sept 2016
3	Lisa Stenson-Desamours		Trustee/Member	Finance	Yes	Finance, Law	7 terms, 2 year terms, Election Sept 2014 Expiration Sept 2016
4	Richard Asche		Trustee/Member	Finance	Yes	Finance, Law	7 terms, 2 year terms, Election Sept 2014 Expiration Sept 2016
							7 terms, 2 year terms,

5	Robert North		Trustee/Member	Education	Yes	Education	Election Sept 2014 Expiration Sept 2016
6	Luly Duke		Trustee/Member	Fundraising	Yes	Fundraising	7 terms, 2 year terms, Election Sept 2014 Expiration Sept 2016
7	Susan Eless		Trustee/Member	Education	Yes	Education	4.5 terms, 2 year terms, Election Sept 2015 Expiration Sept 2017
8	Nancy Schulman		Trustee/Member	Education	Yes	Education	1.5 terms, 2 year terms, Election Sept 2015 Expiration Sept 2017
9	Cortney Thomas		Parent Representative	Fundraising	Yes	Fundraising	1/2 term, 2 year terms, Election Sept 2015, Expiration Sept 2017
10							
11							
12							
13							
14							
15							
16							
17							
18							
19							
20							

---

**2. Total Number of Members on June 30, 2015**

8

---

**3. Total Number of Members Joining the Board 2015-16 School Year**

1

---

**4. Total Number of Members Departing the Board during the 2015-16 School Year**

0

---

**5. Number of Voting Members 2015-16, as set by the by-laws, resolution or minutes**

9

---

**6. Number of Board Meetings Conducted in the 2015-16 School Year**

6

---

**7. Number of Board Meetings Scheduled for the 2016-17 School Year**

6

---

**Thank you.**



## **HARBOR SCIENCE AND ARTS CHARTER SCHOOL**

132 East 111<sup>th</sup> Street, New York, NY 10029

P: 917-261-2700 F: 212-360-7429

### **Harbor Science and Arts Charter School (HSACS) Enrollment and Retention Efforts 2015-16**

HSACS will continue its efforts for meeting or exceeding retention targets established by the SUNY Trustees for students who are English language learners, students with disabilities and students who are eligible to participate in the free and reduced-price lunch program. For meeting enrollment targets, the recruitment strategies that were employed for the 2016-17 application process are as follows:

#### **HSACS Outreach Plan to parents for who English is not their primary language and students with disabilities:**

Beginning in 2010-11, HSACS made a significant effort to attract English language learners and students with disabilities by utilizing faculty members who were bilingual and certified in special education to advertise within the community by visiting kindergarten and day care programs to speak with parents about HSACS and our program as well as distribute applications. Applications for the school were created in three other languages; Spanish, French and Mandarin (Chinese) to attract families within the community whose primary language was not English. These applications were also made accessible on the school's website for easy access. The school conducted two open houses in the winter and spring specifically for families who speak a language other than English and/or families of children with special needs. The school provided faculty including parent volunteers from the school who speak Spanish, French and Mandarin to translate information for interested families. During these sessions, school personnel and parent volunteers also helped interested parents complete applications during these open houses. This is a practice that has continued since its inception in 2010-11. For the 2016-17 school lottery application process, the school held its open houses for parents of students who are English language learners and students with disabilities on Tuesday, December 8, 2015 and Thursday, March 10, 2016.

The school will continue to utilize the community outreach team which consists of a bilingual teacher, parent volunteers as well as a special education teacher to continue the school's effort to attract students where English is not the primary language as well as students with disabilities. This team will be available at all of the school's open houses for translation/informational purposes. The team will also present the school's program to community sites in order to advertise and attract families by outlining the school's special education program as well as making applications available in several languages and working with interested families on the spot as necessary.

#### **HSACS Outreach to parents of students who would qualify for free or reduced-price lunch:**

Currently 81 percent of students qualify for free or reduced price lunch. HSACS is located in an area where unfortunately many families fall into the free or reduced price lunch category. In the 2015-16 school year, the school advertised within local businesses, educational facilities and District 4 housing projects within the community to attract such families. The school has been successful in advertising, maintaining and retaining these students as our target has grown to 82 percent up from 79 percent the previous school year. The school will continue its current plan to ensure that we maintain our target.



# Entry 12 Teacher and Administrator Attrition

Created: 07/28/2016

Last updated: 08/01/2016

Report changes in teacher and administrator staffing.

## Page 1

### Instructions for completing the Teacher and Administrator Attrition Tables

The following tables reflect formatting in the online portal required for Regents authorized charter schools. Schools should provide, for teachers and administrators only, the full time equivalent (FTE) of staff on June 30, 2015; the FTE for added staff from July 1, 2015 through June 30, 2016; and the FTE for any departed staff from July 1, 2015 through June 30, 2016 using the two tables provided.

#### 2015-16 Teacher Attrition Table

	FTE Teachers on June 30, 2015	FTE Teachers Departed 7/1/15 - 6/30/16	FTE Teachers Filling Vacant Positions 7/1/15 - 6/30/16	FTE Teachers Added in New Positions 7/1/15-6/30/16	FTE of Teachers on June 30, 2016
	18	4	3	0	17

#### 2015-16 Administrator Position Attrition Table

	FTE Administrative Positions on June 30, 2015	FTE Administrators Departed 7/1/15 - 6/30/16	FTE Administrators Filling Vacant Positions 7/1/15 - 6/30/16	FTE Administrators Added in New Positions 7/1/15-6/30/16	FTE Administrative Positions on June 30, 2016
	6	0	0	0	6

Thank you





**HARBOR SCIENCE AND ARTS CHARTER SCHOOL**  
**2016-2017 INITIAL SCHOOL CALENDAR**

**July**

13-22 Main office open, Hours: 8:30 a.m. – 3:30 p.m., Monday - Friday

**August**

22, Mon Main office reopens, Hours: 8:30 a.m. – 3:30 p.m., Monday - Friday  
23, Tue Meet-the-Teachers Meeting for Parents & Students, Grades 1 & 2 at 5:00 p.m. and Grades 7 & 8 at 6:00 p.m.  
24, Wed Meet-the-Teachers Meeting for Parents & Students, Grade 3 at 5:00 p.m. and Grade 4 at 6:00 p.m.  
25, Thu Meet-the-Teachers Meeting for Parents & Students, Grade 5 at 5:00 p.m. and Grade 6 at 6:00 p.m.  
29, Mon First Day of School for Students in grades 1-8; School opens for grades 5-8 at 7:40 a.m.; School opens at 8:00 a.m. for grades 1-4  
Dismissal for all students is at 3:00 p.m.

**September**

1, Thu Meet-the Teachers Meeting for Kindergarten Parents and Students, 5:30 p.m.  
2, Fri LABOR DAY WEEKEND RECESS – **No School**  
5, Mon LABOR DAY – **No School**  
6, Tue LABOR DAY WEEKEND RECESS – **No School**  
7, Wed First Day of School for Kindergarten Students  
8, Thu Orientation Meeting for Grades 6, 7, 8 After School (SCAN) Program, 6:00 p.m.  
13, Tue First Day of After School (SCAN) Program  
15, Thu PTA Meeting, 6:00 PM  
19, Mon *Tentative* Picture Day; all students must be in uniform; class pictures are taken; 8<sup>th</sup> grade cap & gown picture are taken

**October**

10, Mon COLUMBUS DAY – **No School**  
11, Tue First Day of Extended Day Program (Grades K-5)  
15, Sat ASAP Program for **ELA & Math** begins, (Grades 3-8), 9:30 AM – 1:15 PM  
20, Thu P.T.A. Meeting, 6:00 PM  
22, Sat ASAP Program for **ELA & Math** begins, (Grades 3-8), 9:30 AM – 1:15 PM  
29, Sat ASAP Program for **ELA & Math**, (Grades 3-8), 9:30 AM – 1:15 PM

**November**

5, Sat ASAP Program for **ELA & Math** begins, (Grades 3-8), 9:30 AM – 1:15 PM  
6, Sun DAYLIGHT SAVINGS TIME ends (“Fall back!”)  
8, Tue ELECTION DAY – **No School**; Professional Development Day for All Staff  
10, Thu P.T.A. Meeting, 6:00 PM  
10, Thu *Last day of 1<sup>st</sup> marking period*  
11, Fri VETERAN’S DAY – **No School**  
17, Thu Parent-Teacher Conferences – **Noon Dismissal, Conferences: 1:00 – 4:00 & 5:00 – 8:00 PM**  
19, Sat ASAP Program for **ELA & Math**, (Grades 3-8), 9:30 AM – 1:15 PM  
23, Wed THANKSGIVING RECESS – **No School**  
24, Thu THANKSGIVING – **No School**  
25, Fri THANKSGIVING RECESS – **No School**

**December**

3, Sat ASAP Program for **ELA & Math**, (Grades 3-8), 9:30 AM – 1:15 PM  
6, Tue Open House for New Applicants 6:00 PM  
10, Sat ASAP Program for **ELA & Math**, (Grades 3-8), 9:30 AM – 1:15 PM  
15, Thu P.T.A. Meeting, 6:00 PM  
22, Thu WINTER RECESS begins – **No School**  
22-30 WINTER RECESS – **No School**

**January**

2, Mon NEW YEAR’S DAY (Observed)– **No School**  
7, Sat ASAP Program for **ELA & Math**, (Grades 3-8), 9:30 AM – 1:15 PM  
16, Mon DR. MARTIN LUTHER KING, JR. DAY – **No School**  
19, Thu P.T.A. Meeting, 6:00 PM  
21, Sat ASAP Program for **ELA & Math**, (Grades 3-8), 9:30 AM – 1:15 PM  
27, Fri *Last day of 2<sup>nd</sup> marking period*  
28, Sat ASAP Program for **ELA & Math**, (Grades 3-8), 9:30 AM – 1:15 PM



## HARBOR SCIENCE AND ARTS CHARTER SCHOOL 2016-2017 INITIAL SCHOOL CALENDAR

### February

4, Sat ASAP Program for **ELA & Math**, (Grades 3-8), 9:30 AM – 1:15 PM  
 9, Thu 2<sup>nd</sup> Quarter Report Cards sent home with students  
 11, Sat ASAP Program for **ELA & Math**, (Grades 3-8), 9:30 AM – 1:15 PM  
 16, Thu P.T.A. Meeting, 6:00 PM  
 20-24 MID-WINTER RECESS – **No School**

### March

4, Sat ASAP Program for **ELA & Math**, (Grades 3-8), 9:30 AM – 1:15 PM  
 9, Thu Informational Session/Open House for New Applicants 6:00 PM  
 10, Fri Tentative Picture Day; students are not required to be in uniform  
 11, Sat ASAP Program for **ELA**, (Grades 3-8), 9:30 AM – 1:15 PM  
 12, Sun DAYLIGHT SAVINGS TIME begins (“Spring ahead!”)  
 16, Thu P.T.A. Meeting, 6:00 PM  
 18, Sat ASAP Program for **ELA**, (Grades 3-8), 9:30 AM – 1:15 PM  
 23, Thu Last Day of Extended Day Program (Grades K-5)  
 25, Sat ASAP Program for **ELA**, (Grades 3-8), 9:30 AM – 1:15 PM  
 28, Tue **NYS ELA Exam** (Grades 3-8)  
 29, Wed **NYS ELA Exam** (Grades 3-8)  
 30, Thu **NYS ELA Exam** (Grades 3-8)  
 31, Fri *Last day of 3<sup>rd</sup> marking period*

### April

1, Sat ASAP Program for **MATH** only, (Grades 3-8), 9:30 AM – 1:15 PM  
 3, Mon Application Deadline for new applicants, 4:00 PM  
 6, Thu Parent-Teacher Conferences – **Noon Dismissal**, Conferences: **1:00 – 4:00 & 5:00 – 8:00 PM**  
 10-18 SPRING RECESS, **No School**  
 20, Thu P.T.A. Meeting, 6:00 PM  
 22, Sat ASAP Program for **MATH** only, (Grades 3-8), 9:30 AM – 1:15 PM  
 29, Sat ASAP Program for **MATH** only, (Grades 3-8), 9:30 AM – 1:15 PM

### May

2, Tue **NYS Mathematics Exam** (Grades 3-8)  
 3, Wed **NYS Mathematics Exam** (Grades 3-8)  
 4, Thu **NYS Mathematics Exam** (Grades 3-8)  
 18, Thu P.T.A. Meeting, 6:00 PM  
 24-June 2 **NYS Science Performance Test** (Grades 4 & 8)  
 26, Fri **HSACS Field Day (All grades)**  
 29, Mon MEMORIAL DAY – **No School**

### June

5, Mon **NYS Science Written Test** (Grades 4, 8)  
 8-9 Tentative Overnight Senior Trip  
 10, Sat Tentative Senior Prom  
 14, Wed GRADUATION DAY – **No School**; Professional Development Day for All Staff  
 14, Wed Graduation Ceremony, 10:00 a.m.  
 15, Thu P.T.A. Meeting, 6:00 PM  
 16, Fri *Last day of 4<sup>th</sup> marking period*  
 16, Fri Tentative HSACS Carnival (Rain date: June 23)  
 22, Thu Last Day of After School (SCAN) Program  
 23, Fri Last Day of School for Students – **Noon Dismissal**; 4<sup>th</sup> Quarter Report Cards sent home with students

Total Number of Instructional Days: 183