



# Entry 1 School Information

Created: 07/13/2016

Last updated: 08/01/2016

Please be advised that you will need to complete this cover page (including signatures) before all of the other tasks assigned to you by your authorizer are visible on your task page. While completing this task, please ensure that you select the correct authorizer or you may not be assigned the correct tasks.

## Page 1

### a. SCHOOL NAME AND BEDS#

(Select name from the drop down menu)

GIRLS PREPARATORY CS OF THE BRONX (SUNY TRUSTEES) 320800860940

### b. CHARTER AUTHORIZER

(For technical reasons, please re-select authorizer name from the drop down menu).

SUNY-Authorized Charter School

### c. DISTRICT / CSD OF LOCATION

NYC CSD 8

### d1. SCHOOL INFORMATION

	PRIMARY ADDRESS	PHONE NUMBER	FAX NUMBER	EMAIL ADDRESS
	681 Kelly Street, Room 205   Bronx, New York 10455	718-292-2113	718-292-5586	[REDACTED]

### d2. PHONE CONTACT NUMBER FOR AFTER HOURS EMERGENCIES

Contact Name	Sharon Stephens
Title	Principal

Emergency Phone Number (###-###-####)



**e. SCHOOL WEB ADDRESS (URL)**

<http://www.publicprep.org/page.cfm?p=516>

**f. DATE OF INITIAL CHARTER**

09/2008

**g. DATE FIRST OPENED FOR INSTRUCTION**

08/2009

**i. TOTAL ENROLLMENT ON JUNE 30, 2016**

646

**j. GRADES SERVED IN SCHOOL YEAR 2015-16**

Check all that apply

Grades Served

K, 1, 2, 3, 4, 5, 6, 7

**k1. DOES THE SCHOOL CONTRACT WITH A CHARTER OR EDUCATIONAL MANAGEMENT ORGANIZATION?**

Yes

**k2. NAME OF CMO/EMO AND ADDRESS**

NAME OF CMO/EMO	Public Prep Network
PHYSICAL STREET ADDRESS	441 East 148th Street
CITY	New York

STATE	NY
ZIP CODE	10455
EMAIL ADDRESS	

## Page 2

### I1. FACILITIES

Does the school maintain or operate multiple sites?

	Yes, 2 sites
--	--------------

### I2. SCHOOL SITES

Please list the sites where the school will operate for the upcoming school year.

	Physical Address	Phone Number	District/CSD	Grades Served at Site	School at Full Capacity at Site	Facilities Agreement
Site 1 (same as primary site)	681 Kelly Street, Room 205   Bronx, New York 10455	718-292-2113	CSD 8	k,1,2,3,4,5	Yes	DOE space
Site 2	890 Cauldwell Avenue, Room 120   Bronx, NY 10456	718-665-6090	CSD 8	6,7	Yes	DOE space
Site 3						

#### I2a. Please provide the contact information for Site 1.

	Name	Work Phone	Alternate Phone	Email Address
School Leader	Sharon Stephens			
Operational Leader	Maria Vaz			
Compliance Contact	Erica Newman			

Complaint Contact				
-------------------	--	--	--	--

**13. Please provide the contact information for Site 2.**

	Name	Work Phone	Alternate Phone	Email Address
School Leader	Martha Zornow			
Operational Leader	Kori Ricketts			
Compliance Contact	Erica Newman			
Complaint Contact				

Page 3

**n1. Were there any revisions to the school's charter during the 2015-16 school year? (Please include approved or pending material and non-material charter revisions).**

No

**o. Name and Position of Individual(s) Who Completed the 2015-16 Annual Report.**

Kasimeir Smith, Data and Assessment Manager

**p. Our signatures below attest that all of the information contained herein is truthful and accurate and that this charter school is in compliance with all aspects of its charter, and with all pertinent Federal, State, and local laws, regulations, and rules. We understand that if any information in any part of this report is found to have been deliberately misrepresented, that will constitute grounds for the revocation of our charter. Check **YES** if you agree and then use the mouse on your PC or the stylist on your mobile device to sign your name).**

**Responses Selected:**

Yes

**Signature, Head of Charter School**

Janelle Bradshaw

**Signature, President of the Board of Trustees**

Brady

**Date**

2016/08/01

**Thank you.**



# Entry 2 Link

Last updated: 07/26/2016

---

## Page 1

### 1. NEW YORK STATE REPORT CARD

**Provide a direct URL or web link to the most recent New York State School Report Card for the charter school (See <https://reportcards.nysed.gov/>).**

(Charter schools completing year one will not yet have a School Report Card or link to one. Please type "URL is not available" in the space provided).

<https://data.nysed.gov/profile.php?instid=800000064291>



# Entry 4 Expenditures per Child

Last updated: 07/28/2016

## Page 1

### Financial Information

This information is required of ALL charter schools. Provide the following measures of fiscal performance of the charter school in Appendix B (Total Expenditures and Administrative Expenditures Per Child):

### 1. Total Expenditures Per Child

To calculate **'Total Expenditures per Child'** take total expenditures (from the unaudited 2015-16 Schedule of Functional Expenses) and divide by the year end FTE student enrollment. (Integers Only. No dollar signs or commas).

**Note:** The information on the Schedule of Functional Expenses on pages 41-43 of the Audit Guide can help schools locate the amounts to use in the two per pupil calculations: <http://www.p12.nysed.gov/psc/AuditGuide.html>

Line 1: Total Expenditures	10770102
Line 2: Year End FTE student enrollment	651
Line 3: Divide Line 1 by Line 2	16536

### 2. Administrative Expenditures per Child

To calculate **'Administrative Expenditures per Child'** To calculate "Administrative Expenditures per Child" first *add* together the following:

1. Take the relevant portion from the 'personnel services cost' row and the 'management and general' column (from the unaudited 2015-16 Schedule of Functional Expenses)
2. Any contracted administrative/management fee paid to other organizations or corporations
3. Take the total from above and divide it by the year-end FTE enrollment. The relevant portion that must be included in this calculation is defined as follows:

Administrative Expenditures: Administration and management of the charter school includes the activities and personnel of the offices of the chief school officer, the finance or business offices, school operations personnel, data management and reporting, human resources, technology, etc. It also includes those administrative and management services provided by other organizations or corporations on behalf of the charter school for which the charter school pays a fee or other compensation. Do not include the FTE of personnel whose role is to directly support the instructional program.

**Notes:**

***The information on the Schedule of Functional Expenses on pages 41-43 of the Audit Guide can help schools locate the amounts to use in the two per pupil calculations:***

***<http://www.p12.nysed.gov/psc/AuditGuide.html>.***

**Employee benefit costs or expenditures should not be reported in the above calculations.**

Line 1: Relevant Personnel Services Cost (Row)	535292
Line 2: Management and General Cost (Column)	293926
Line 3: Sum of Line 1 and Line 2	829218
Line 5: Divide Line 3 by the Year End FTE student enrollment	1273

***Thank you.***





## GENERAL INSTRUCTIONS FOR ANNUAL BUDGET/QUARTERLY REPORT

### TEMPLATE TABS


#### 1- GRAY tab contains the Instructions


<a href="#">Instructions</a>	Provides description of tabs and input requirements.
<a href="#">Funding by District</a>	Charter School Tuition Rates


#### 2- BLUE tabs require input of information

<a href="#">1.) Name of School</a>	>Select school name from list. >Enter contact information.
<a href="#">2.) Enrollment</a>	Enter enrollment information for Annual Budget (& Revisions) and Quarterly Actuals. Includes: >Enrollment by Grade >Enrollment by District
<a href="#">3.) Staffing Plan</a>	Enter staffing plan information for Annual Budget (& Revisions) and Quarterly Actuals. Includes: >Full Time Equivalent (FTE), by Position Category, By Quarter
<a href="#">4.) Yearly Budget</a>	Enter Yearly Budget information. Includes: >"Pior Year" column may be completed based upon preliminary data, and adjusted with Annual Audited data when the Quarter 2 Actuals are being submitted. (Note: Quarterly Revenue allocation may be set) >Budgeted Enrollment data and Per Pupil Revenue for the current year are populated based upon input on tab "2.) Enrollment." >Budgeted FTE for current year is populated based upon input on tab "3.) Staffing Plan." >All other sources of revenue >All expenses >Budget Revisions, as necessary and <i>approved</i> by the school's Board of Directors, should be submitted when submitting Quarterly Actuals.
<a href="#">5.) Balance Sheet</a>	Enter Balance Sheet information for EdCorps. Separate schools merged into a primary EdCorp should NOT use this tab. >"Pior Year" column may be completed based upon preliminary data, and adjusted with Annual Audited data when the Quarter 2 Actuals are being submitted.
<a href="#">6.) Quarterly Report</a>	Enter Actual Quarterly Report information . Includes: >Actual Enrollment data and Per Pupil Revenue for the current year are populated based upon input on tab "2.) Enrollment." >Actual FTE for current year is populated based upon input on tab "3.) Staffing Plan." >All other sources of revenue >All expenses
<a href="#">7.) Annual Report Requirement</a>	Complete when submitting Actual Quarter 4.

### CELL COLORS & GUIDANCE COMMENTS

 = Enter information into the light BLUE shaded cells.

 = Cells labeled in ORANGE containe guidance regarding the input of information.

 = Cells containing RED triangles in the upper right corner contain "guidance comments" on that particular line item. Please "mouse-over" the triangle to reveal each comment.

**Charter Funding Alphabetical By NYS School District**  
**\* (Sum of Charter School Basic Tuition and Supplemental Basic Tuition)**

<b>District Code</b>	<b>School District Name</b>	<b>Final 2015-16 Basic Tuition*</b>	<b>Final 2016-17 Basic Tuition*</b>
--------------------------	-----------------------------	---	---



## ANNUAL BUDGET & QUARTERLY REPORT TEMPLATE

### Girls Preparatory Charter School of the Bronx

#### SCHOOL

<b>Name:</b>	Girls Preparatory Charter School of the Bronx
--------------	---

#### CONTACT INFORMATION

<b>Contact Name:</b>	Ian Rowe
<b>Contact Title:</b>	CEO
<b>Contact Email:</b>	[REDACTED]
<b>Contact Phone:</b>	[REDACTED]

#### REPORT PERIOD

<b>Current Academic Year:</b>	2016-17
<b>Prior Academic Year:</b>	Err:508

**GIRLS PREPARATORY CHARTER SCHOOL OF  
2016-17**

ENROLLMENT BY GRADES								
GRADES	K	1	2	3	4	5	6	7
INITIAL BUDGETED ENROLLMENT	75	75	75	75	75	75	88	100
TOTAL ENROLLMENT = 735								

ENROLLMENT BY DISTRICT									
			PRIOR YEAR ACTUAL	ANNUAL BUDGET TOTAL DISTRICTS/ENROLLMENT BY QUARTER					
				QUARTER 1		QUARTER 2		QUARTER 3	
NUMBER OF SCHOOL DISTRICTS ENROLLED:			0	Original	Revised	Original	Revised	Original	Revised
NUMBER OF STUDENTS ENROLLED:			0	1	0	1	0	1	0
				735	0	735	0	735	0
				*NOTE: If there are NO budget revisions at the time of quarterly submittal leave the 'REVISED' COMPLETELY BLANK. If budget revisions ARE made, the entire "REVISED" budget columns affected quarter(s) must be completed on tabs 2, 3 and 4.					
			PRIOR YEAR Err:508	ENROLLMENT BY QUARTER					
				QUARTER 1		QUARTER 2		QUARTER 3	
			Actual Enrollment	Original Budgeted Enrollment	Revised Budgeted Enrollment	Original Budgeted Enrollment	Revised Budgeted Enrollment	Original Budgeted Enrollment	Revised Budgeted Enrollment
PRIMARY/OTHER				735		735		735	
DISTRICT NAME(S)									
PRIMARY District									
SECONDARY District									
Other District 3									
Other District 4									
Other District 5									
Other District 6									
Other District 7									
Other District 8									
Other District 9									
Other District 10									
Other District 11									
Other District 12									
Other District 13									
Other District 14									
Other District 15									
Other District 16									
Other District 17									
Other District 18									
Other District 19									
Other District 20									
Other District 21									
Other District 22									
Other District 23									
Other District 24									
Other District 25									
Other District 26									
Other District 27									
Other District 28									
Other District 29									
Other District 30									
Other District 31									
Other District 32									
Other District 33									
Other District 34									
Other District 35									
Other District 36									
Other District 37									
Other District 38									
Other District 39									
Other District 40									
Other District 41									
Other District 42									
Other District 43									
Other District 44									
Other District 45									
Other District 46									
Other District 47									
Other District 48									
Other District 49									
Other District 50									

8	9	10	11	12
97				

ACTUAL QUARTERLY TOTAL DISTRICTS/ENROLLMENT				
TER 4	QUARTER 1	QUARTER 2	QUARTER 3	QUARTER 4
Revised	Actual	Actual	Actual	Actual
0	0	0	0	0
0	0	0	0	0
Column(s) for the				
ACTUAL ENROLLMENT BY QUARTER				
TER 4	QUARTER 1	QUARTER 2	QUARTER 3	QUARTER 4
Revised Budgeted Enrollment	Actual Enrollment	Actual Enrollment	Actual Enrollment	Actual Enrollment

## STAFFING PLAN - F

**\*NOTE:** Enter the number of FTE positions in the "blue" cells.

**\*NOTE:** If there are NO budget revisions at the time of quarterly submittal leave the "REVISED" column blank. If budget revisions ARE made, the entire "REVISED" budget columns for the affected

ADMINISTRATIVE PERSONNEL FTE		ANNUAL BUDGETED FTE				
PRIOR YEAR		Q1		Q2		Q3
Err:508						
ACTUAL		Original	Revised	Original	Revised	Original
Executive Management		0.0		0.0		0.0
Instructional Management		2.0		2.0		2.0
Deans, Directors & Coordinators		10.0		10.0		10.0
CFO / Director of Finance		0.0		0.0		0.0
Operation / Business Manager		2.0		2.0		2.0
Administrative Staff		7.0		7.0		7.0
TOTAL ADMINISTRATIVE STAFF	0.0	21.0	0.0	21.0	0.0	21.0

INSTRUCTIONAL PERSONNEL FTE		ANNUAL BUDGETED FTE				
PRIOR YEAR		Q1		Q2		Q3
Err:508						
ACTUAL		Original	Revised	Original	Revised	Original
Teachers - Regular		47.0		47.0		47.0
Teachers - SPED		15.0		15.0		15.0
Substitute Teachers		0.0		0.0		0.0
Teaching Assistants		4.0		4.0		4.0
Specialty Teachers		10.0		10.0		10.0
Aides		5.0		5.0		5.0
Therapists & Counselors		3.0		3.0		3.0
Other		9.0		9.0		9.0
TOTAL INSTRUCTIONAL	0.0	93.0	0.0	93.0	0.0	93.0

NON-INSTRUCTIONAL PERSONNEL FTE		ANNUAL BUDGETED FTE				
PRIOR YEAR		Q1		Q2		Q3
Err:508						
ACTUAL		Original	Revised	Original	Revised	Original
Nurse						
Librarian						
Custodian						
Security						
Other						
TOTAL NON-INSTRUCTIONAL	0.0	0.0	0.0	0.0	0.0	0.0

TOTAL PERSONNEL SERVICE FTE		0.0	114.0	0.0	114.0	0.0	114.0
-----------------------------	--	-----	-------	-----	-------	-----	-------

**CHARTER SCHOOL OF THE BRONX  
2016-17**

**FULL TIME EQUIVALENT ("FTE")**

**\*NOTE:** Enter the number of FTE positions in the "blue" cells.

The 'REVISED' Column(s) COMPLETELY BLANK. Revised quarter(s) must be completed on tabs 2, 3

**\*NOTE:** Each quarter, the actual FTE should be input.

ADMINISTRATIVE PERSONNEL FTE			
	Q3	Q4	
	Revised	Original	Revised
Executive Management		0.0	
Instructional Management		2.0	
Deans, Directors & Coordinators		10.0	
CFO / Director of Finance		0.0	
Operation / Business Manager		2.0	
Administrative Staff		7.0	
TOTAL ADMINISTRATIVE STAFF	0.0	21.0	0.0

ACTUAL QUARTERLY FTE			
Q1	Q2	Q3	Q4
Actual	Actual	Actual	Actual
0.0	0.0	0.0	0.0

INSTRUCTIONAL PERSONNEL FTE			
	Q3	Q4	
	Revised	Original	Revised
Teachers - Regular		47.0	
Teachers - SPED		15.0	
Substitute Teachers		0.0	
Teaching Assistants		4.0	
Specialty Teachers		10.0	
Aides		5.0	
Therapists & Counselors		3.0	
Other		9.0	
TOTAL INSTRUCTIONAL	0.0	93.0	0.0

ACTUAL QUARTERLY FTE			
Q1	Q2	Q3	Q4
Actual	Actual	Actual	Actual
0.0	0.0	0.0	0.0

NON-INSTRUCTIONAL PERSONNEL FTE			
	Q3	Q4	
	Revised	Original	Revised
Nurse			
Librarian			
Custodian			
Security			
Other			
TOTAL NON-INSTRUCTIONAL	0.0	0.0	0.0

ACTUAL QUARTERLY FTE			
Q1	Q2	Q3	Q4
Actual	Actual	Actual	Actual
0.0	0.0	0.0	0.0

TOTAL PERSONNEL SERVICE FTE	0.0	114.0	0.0
-----------------------------	-----	-------	-----

0.0	0.0	0.0	0.0
-----	-----	-----	-----

<b>*NOTE:</b> Enter the number of FTE positions in the "blue" cells.	<b>*NOTE:</b> State the assumptions that are being made for personnel FTE levels.
--	---

ADMINISTRATIVE PERSONNEL FTE	Description of Assumptions
Executive Management	
Instructional Management	
Deans, Directors & Coordinators	
CFO / Director of Finance	
Operation / Business Manager	
Administrative Staff	
TOTAL ADMINISTRATIVE STAFF	

INSTRUCTIONAL PERSONNEL FTE	Description of Assumptions
Teachers - Regular	
Teachers - SPED	
Substitute Teachers	
Teaching Assistants	
Specialty Teachers	
Aides	
Therapists & Counselors	
Other	
TOTAL INSTRUCTIONAL	

NON-INSTRUCTIONAL PERSONNEL FTE	Description of Assumptions
Nurse	
Librarian	
Custodian	
Security	
Other	
TOTAL NON-INSTRUCTIONAL	

TOTAL PERSONNEL SERVICE FTE	
-----------------------------	--



**GIRLS PREPARATORY CHARTER SCHOOL OF**  
**Budget / Operating Plan**  
**2016-17**

Total Revenue	-	#NAME?	#NAME?	#NAME?	#NAME?	#NAME?	#NAME?	#NAME?
Total Expenses	-	3,234,323	#NAME?	#NAME?	3,234,323	#NAME?	#NAME?	3,234,323
Net Income	-	#NAME?	#NAME?	#NAME?	#NAME?	#NAME?	#NAME?	#NAME?
Actual Student Enrollment	-	735	-	-	735	-	-	735
	Prior Year Actual	1st Quarter - 7/1 - 9/30			2nd Quarter - 10/1 - 12/31			3rd Quarter
	Err:508	Original Budget	Revised Budget	Variance	Original Budget	Revised Budget	Variance	Original Budget
REVENUE	Allocate Per Pupil Revenue by Quarter	<b>*NOTE: If there are NO budget revisions at the time of quarterly submittal leave</b> <b>If budget revisions ARE made, the entire "REVISED" budget columns for the affected</b>						
REVENUES FROM STATE SOURCES	2016-17	PPR %/Qtr->	25.0%	25.0%	25.0%	25.0%	25.0%	25.0%
Per Pupil Revenue	Per Pupil Rate							
NYC CHANCELLOR'S OFFICE	#NAME?		#NAME?	#NAME?	#NAME?	#NAME?	#NAME?	#NAME?
-	#N/A		#N/A	#NAME?	#N/A	#N/A	#NAME?	#N/A
-	#N/A		#N/A	#NAME?	#N/A	#N/A	#NAME?	#N/A
-	#N/A		#N/A	#NAME?	#N/A	#N/A	#NAME?	#N/A
-	#N/A		#N/A	#NAME?	#N/A	#N/A	#NAME?	#N/A
-	#N/A		#N/A	#NAME?	#N/A	#N/A	#NAME?	#N/A
-	#N/A		#N/A	#NAME?	#N/A	#N/A	#NAME?	#N/A
-	#N/A		#N/A	#NAME?	#N/A	#N/A	#NAME?	#N/A
-	#N/A		#N/A	#NAME?	#N/A	#N/A	#NAME?	#N/A
-	#N/A		#N/A	#NAME?	#N/A	#N/A	#NAME?	#N/A
-	#N/A		#N/A	#NAME?	#N/A	#N/A	#NAME?	#N/A
-	#N/A		#N/A	#NAME?	#N/A	#N/A	#NAME?	#N/A
-	#N/A		#N/A	#NAME?	#N/A	#N/A	#NAME?	#N/A
-	#N/A		#N/A	#NAME?	#N/A	#N/A	#NAME?	#N/A
-	#N/A		#N/A	#NAME?	#N/A	#N/A	#NAME?	#N/A
-	#N/A		#N/A	#NAME?	#N/A	#N/A	#NAME?	#N/A
-	#N/A		#N/A	#NAME?	#N/A	#N/A	#NAME?	#N/A
-	#N/A		#N/A	#NAME?	#N/A	#N/A	#NAME?	#N/A
ALL OTHER School Districts: ( Weighted Avg )	#N/A		#N/A	#NAME?	#N/A	#N/A	#NAME?	#N/A
TOTAL Per Pupil Revenue (Weighted Average Per Pupil Funding)	#NAME?	-	#NAME?	#NAME?	#NAME?	#NAME?	#NAME?	#NAME?
Special Education Revenue			381,844		#NAME?	381,844		#NAME?
Grants								
Stimulus				#NAME?			#NAME?	
DYCD (Department of Youth and Community Development)			62,583		#NAME?	62,583		#NAME?
Other			79,013		#NAME?	79,013		#NAME?
Other					#NAME?			#NAME?
TOTAL REVENUE FROM STATE SOURCES		-	#NAME?	#NAME?	#NAME?	#NAME?	#NAME?	#NAME?
REVENUE FROM FEDERAL FUNDING								
IDEA Special Needs			19,677		#NAME?	19,677		#NAME?
Title I			114,938		#NAME?	114,938		#NAME?
Title Funding - Other			2,756		#NAME?	2,756		#NAME?
School Food Service (Free Lunch)					#NAME?			#NAME?
Grants								
Charter School Program (CSP) Planning & Implementation					#NAME?			#NAME?
Other					#NAME?			#NAME?
Other					#NAME?			#NAME?
TOTAL REVENUE FROM FEDERAL SOURCES		-	137,371	-	#NAME?	137,371	-	#NAME?
LOCAL and OTHER REVENUE								
Contributions and Donations					#NAME?			#NAME?
Fundraising					#NAME?			#NAME?
Erate Reimbursement			7,070		#NAME?	7,070		#NAME?
Earnings on Investments					#NAME?			#NAME?
Interest Income					#NAME?			#NAME?
Food Service (Income from meals)					#NAME?			#NAME?
Text Book			14,605		#NAME?	14,605		#NAME?
OTHER					#NAME?			#NAME?
TOTAL REVENUE FROM LOCAL and OTHER SOURCES		-	21,674	-	#NAME?	21,674	-	#NAME?
TOTAL REVENUE		-	#NAME?	#NAME?	#NAME?	#NAME?	#NAME?	#NAME?

**GIRLS PREPARATORY CHARTER SCHOOL OF**  
**Budget / Operating Plan**  
**2016-17**

Total Revenue	-	#NAME?	#NAME?	#NAME?	#NAME?	#NAME?	#NAME?	#NAME?	
Total Expenses	-	3,234,323	#NAME?	#NAME?	3,234,323	#NAME?	#NAME?	3,234,323	
Net Income	-	#NAME?	#NAME?	#NAME?	#NAME?	#NAME?	#NAME?	#NAME?	
Actual Student Enrollment	-	735	-	-	735	-	-	735	
	Prior Year Actual	1st Quarter - 7/1 - 9/30			2nd Quarter - 10/1 - 12/31			3rd Quarter - 1/1 - 3/31	
	Err:508	Original Budget	Revised Budget	Variance	Original Budget	Revised Budget	Variance	Original Budget	
EXPENSES									
ADMINISTRATIVE STAFF PERSONNEL COSTS	Avg. No. of Positions								
Executive Management	-			#NAME?			#NAME?		
Instructional Management	2.00	68,091		#NAME?	68,091		#NAME?	68,091	
Deans, Directors & Coordinators	10.00	213,784		#NAME?	213,784		#NAME?	213,784	
CFO / Director of Finance	-			#NAME?			#NAME?		
Operation / Business Manager	2.00	44,685		#NAME?	44,685		#NAME?	44,685	
Administrative Staff	7.00	81,636		#NAME?	81,636		#NAME?	81,636	
TOTAL ADMINISTRATIVE STAFF	21.00	-	408,196	-	#NAME?	408,196	-	#NAME?	408,196
INSTRUCTIONAL PERSONNEL COSTS									
Teachers - Regular	47.00	879,074		#NAME?	879,074		#NAME?	879,074	
Teachers - SPED	15.00	241,398		#NAME?	241,398		#NAME?	241,398	
Substitute Teachers	-			#NAME?			#NAME?		
Teaching Assistants	4.00	46,869		#NAME?	46,869		#NAME?	46,869	
Specialty Teachers	10.00	239,521		#NAME?	239,521		#NAME?	239,521	
Aides	5.00	42,893		#NAME?	42,893		#NAME?	42,893	
Therapists & Counselors	3.00	52,231		#NAME?	52,231		#NAME?	52,231	
Other	9.00	80,458		#NAME?	80,458		#NAME?	80,458	
TOTAL INSTRUCTIONAL	93.00	-	1,582,443	-	#NAME?	1,582,443	-	#NAME?	1,582,443
NON-INSTRUCTIONAL PERSONNEL COSTS									
Nurse	-			#NAME?			#NAME?		
Librarian	-			#NAME?			#NAME?		
Custodian	-			#NAME?			#NAME?		
Security	-			#NAME?			#NAME?		
Other	-			#NAME?			#NAME?		
TOTAL NON-INSTRUCTIONAL	-	-	-	#NAME?	-	-	#NAME?	-	
SUBTOTAL PERSONNEL SERVICE COSTS	114.00	-	1,990,639	-	#NAME?	1,990,639	-	#NAME?	1,990,639
PAYROLL TAXES AND BENEFITS									
Payroll Taxes		168,689		#NAME?	168,689		#NAME?	168,689	
Fringe / Employee Benefits		262,913		#NAME?	262,913		#NAME?	262,913	
Retirement / Pension		59,719		#NAME?	59,719		#NAME?	59,719	
TOTAL PAYROLL TAXES AND BENEFITS	-	491,322	-	#NAME?	491,322	-	#NAME?	491,322	
TOTAL PERSONNEL SERVICE COSTS	114.00	-	2,481,960	-	#NAME?	2,481,960	-	#NAME?	2,481,960
CONTRACTED SERVICES									
Accounting / Audit		3,618		#NAME?	3,618		#NAME?	3,618	
Legal				#NAME?			#NAME?		
Management Company Fee		318,777		#NAME?	318,777		#NAME?	318,777	
Nurse Services				#NAME?			#NAME?		
Food Service / School Lunch				#NAME?			#NAME?		
Payroll Services		4,793		#NAME?	4,793		#NAME?	4,793	
Special Ed Services		1,750		#NAME?	1,750		#NAME?	1,750	
Titlement Services (i.e. Title I)				#NAME?			#NAME?		
Other Purchased / Professional / Consulting		24,124		#NAME?	24,124		#NAME?	24,124	
TOTAL CONTRACTED SERVICES	-	353,061	-	#NAME?	353,061	-	#NAME?	353,061	



GIRLS PREPARATORY CHARTER SCHOOL OF Budget / Operating Plan 2016-17								
Total Revenue	-	#NAME?	#NAME?	#NAME?	#NAME?	#NAME?	#NAME?	#NAME?
Total Expenses	-	3,234,323	#NAME?	#NAME?	3,234,323	#NAME?	#NAME?	3,234,323
Net Income	-	#NAME?	#NAME?	#NAME?	#NAME?	#NAME?	#NAME?	#NAME?
Actual Student Enrollment	-	735	-	-	735	-	-	735
Prior Year Actual	1st Quarter - 7/1 - 9/30			2nd Quarter - 10/1 - 12/31			3rd Quarter - 1/1 - 3/31	
Err:508	Original Budget	Revised Budget	Variance	Original Budget	Revised Budget	Variance	Original Budget	
ENROLLMENT - *School Districts Are Linked To Above Entries*								
Number of Districts:	-	1	-	-	1	-	-	1
NYC CHANCELLOR'S OFFICE	-	735	-	-	735	-	-	735
-	-	-	-	-	-	-	-	-
-	-	-	-	-	-	-	-	-
-	-	-	-	-	-	-	-	-
-	-	-	-	-	-	-	-	-
-	-	-	-	-	-	-	-	-
-	-	-	-	-	-	-	-	-
-	-	-	-	-	-	-	-	-
-	-	-	-	-	-	-	-	-
-	-	-	-	-	-	-	-	-
-	-	-	-	-	-	-	-	-
-	-	-	-	-	-	-	-	-
-	-	-	-	-	-	-	-	-
-	-	-	-	-	-	-	-	-
-	-	-	-	-	-	-	-	-
-	-	-	-	-	-	-	-	-
ALL OTHER School Districts: ( Weighted Avg )	-	-	-	-	-	-	-	-
TOTAL ENROLLMENT	-	735	-	-	735	-	-	735
REVENUE PER PUPIL	-	#NAME?	-	#NAME?	#NAME?	-	#NAME?	#NAME?
EXPENSES PER PUPIL	-	4,400	-	#NAME?	4,400	-	#NAME?	4,400

			THE BRONX				
Total Revenue			#NAME?	#NAME?	#NAME?	#NAME?	#NAME?
Total Expenses			#NAME?	#NAME?	3,234,323	#NAME?	#NAME?
Net Income			#NAME?	#NAME?	#NAME?	#NAME?	#NAME?
Actual Student Enrollment			-	-	735	-	-
			Quarter - 1/1 - 3/31		4th Quarter - 4/1 - 6/30		
			Revised Budget	Variance	Original Budget	Revised Budget	Variance
REVENUE			Use the 'REVISED' Column(s) COMPLETELY BLANK. Selected quarter(s) must be completed on tabs 2, 3 and 4.				
REVENUES FROM STATE SOURCES							
Per Pupil Revenue		2016-17					
		Per Pupil Rate	25.0%	25.0%	25.0%		
NYC CHANCELLOR'S OFFICE		#NAME?	#NAME?	#NAME?	#NAME?	#NAME?	#NAME?
-		#N/A	#N/A	#NAME?	#N/A	#N/A	#NAME?
-		#N/A	#N/A	#NAME?	#N/A	#N/A	#NAME?
-		#N/A	#N/A	#NAME?	#N/A	#N/A	#NAME?
-		#N/A	#N/A	#NAME?	#N/A	#N/A	#NAME?
-		#N/A	#N/A	#NAME?	#N/A	#N/A	#NAME?
-		#N/A	#N/A	#NAME?	#N/A	#N/A	#NAME?
-		#N/A	#N/A	#NAME?	#N/A	#N/A	#NAME?
-		#N/A	#N/A	#NAME?	#N/A	#N/A	#NAME?
-		#N/A	#N/A	#NAME?	#N/A	#N/A	#NAME?
-		#N/A	#N/A	#NAME?	#N/A	#N/A	#NAME?
-		#N/A	#N/A	#NAME?	#N/A	#N/A	#NAME?
-		#N/A	#N/A	#NAME?	#N/A	#N/A	#NAME?
-		#N/A	#N/A	#NAME?	#N/A	#N/A	#NAME?
-		#N/A	#N/A	#NAME?	#N/A	#N/A	#NAME?
-		#N/A	#N/A	#NAME?	#N/A	#N/A	#NAME?
ALL OTHER School Districts: ( Weighted Avg )		#N/A	#N/A	#NAME?	#N/A	#N/A	#NAME?
TOTAL Per Pupil Revenue (Weighted Average Per Pupil Funding)		#NAME?	#NAME?	#NAME?	#NAME?	#NAME?	#NAME?
Special Education Revenue			#NAME?	381,844		#NAME?	
Grants							
Stimulus			#NAME?			#NAME?	
DYCD (Department of Youth and Community Development)			#NAME?	62,583		#NAME?	
Other			#NAME?	79,013		#NAME?	
Other			#NAME?			#NAME?	
TOTAL REVENUE FROM STATE SOURCES			#NAME?	#NAME?	#NAME?	#NAME?	#NAME?
REVENUE FROM FEDERAL FUNDING							
IDEA Special Needs			#NAME?	19,677		#NAME?	
Title I			#NAME?	114,938		#NAME?	
Title Funding - Other			#NAME?	2,756		#NAME?	
School Food Service (Free Lunch)			#NAME?			#NAME?	
Grants							
Charter School Program (CSP) Planning & Implementation			#NAME?			#NAME?	
Other			#NAME?			#NAME?	
Other			#NAME?			#NAME?	
TOTAL REVENUE FROM FEDERAL SOURCES		-	#NAME?	137,371	-	#NAME?	
LOCAL and OTHER REVENUE							
Contributions and Donations			#NAME?			#NAME?	
Fundraising			#NAME?			#NAME?	
Erate Reimbursement			#NAME?	7,070		#NAME?	
Earnings on Investments			#NAME?			#NAME?	
Interest Income			#NAME?			#NAME?	
Food Service (Income from meals)			#NAME?			#NAME?	
Text Book			#NAME?	14,605		#NAME?	
OTHER			#NAME?			#NAME?	
TOTAL REVENUE FROM LOCAL and OTHER SOURCES		-	#NAME?	21,674	-	#NAME?	
TOTAL REVENUE			#NAME?	#NAME?	#NAME?	#NAME?	#NAME?

		THE BRONX				
Total Revenue		#NAME?	#NAME?	#NAME?	#NAME?	#NAME?
Total Expenses		#NAME?	#NAME?	3,234,323	#NAME?	#NAME?
Net Income		#NAME?	#NAME?	#NAME?	#NAME?	#NAME?
Actual Student Enrollment		-	-	735	-	-
		Quarter - 1/1 - 3/31		4th Quarter - 4/1 - 6/30		
		Revised Budget	Variance	Original Budget	Revised Budget	Variance
EXPENSES						
ADMINISTRATIVE STAFF PERSONNEL COSTS	Avg. No. of Positions					
Executive Management	-		#NAME?			#NAME?
Instructional Management	2.00		#NAME?	68,091		#NAME?
Deans, Directors & Coordinators	10.00		#NAME?	213,784		#NAME?
CFO / Director of Finance	-		#NAME?			#NAME?
Operation / Business Manager	2.00		#NAME?	44,685		#NAME?
Administrative Staff	7.00		#NAME?	81,636		#NAME?
TOTAL ADMINISTRATIVE STAFF	21.00	-	#NAME?	408,196	-	#NAME?
INSTRUCTIONAL PERSONNEL COSTS						
Teachers - Regular	47.00		#NAME?	879,074		#NAME?
Teachers - SPED	15.00		#NAME?	241,398		#NAME?
Substitute Teachers	-		#NAME?			#NAME?
Teaching Assistants	4.00		#NAME?	46,869		#NAME?
Specialty Teachers	10.00		#NAME?	239,521		#NAME?
Aides	5.00		#NAME?	42,893		#NAME?
Therapists & Counselors	3.00		#NAME?	52,231		#NAME?
Other	9.00		#NAME?	80,458		#NAME?
TOTAL INSTRUCTIONAL	93.00	-	#NAME?	1,582,443	-	#NAME?
NON-INSTRUCTIONAL PERSONNEL COSTS						
Nurse	-		#NAME?			#NAME?
Librarian	-		#NAME?			#NAME?
Custodian	-		#NAME?			#NAME?
Security	-		#NAME?			#NAME?
Other	-		#NAME?			#NAME?
TOTAL NON-INSTRUCTIONAL	-	-	#NAME?	-	-	#NAME?
SUBTOTAL PERSONNEL SERVICE COSTS	114.00	-	#NAME?	1,990,639	-	#NAME?
PAYROLL TAXES AND BENEFITS						
Payroll Taxes			#NAME?	168,689		#NAME?
Fringe / Employee Benefits			#NAME?	262,913		#NAME?
Retirement / Pension			#NAME?	59,719		#NAME?
TOTAL PAYROLL TAXES AND BENEFITS		-	#NAME?	491,322	-	#NAME?
TOTAL PERSONNEL SERVICE COSTS	114.00	-	#NAME?	2,481,960	-	#NAME?
CONTRACTED SERVICES						
Accounting / Audit			#NAME?	3,618		#NAME?
Legal			#NAME?			#NAME?
Management Company Fee			#NAME?	318,777		#NAME?
Nurse Services			#NAME?			#NAME?
Food Service / School Lunch			#NAME?			#NAME?
Payroll Services			#NAME?	4,793		#NAME?
Special Ed Services			#NAME?	1,750		#NAME?
Titlement Services (i.e. Title I)			#NAME?			#NAME?
Other Purchased / Professional / Consulting			#NAME?	24,124		#NAME?
TOTAL CONTRACTED SERVICES		-	#NAME?	353,061	-	#NAME?

	THE BRONX				
Total Revenue	#NAME?	#NAME?	#NAME?	#NAME?	#NAME?
Total Expenses	#NAME?	#NAME?	3,234,323	#NAME?	#NAME?
Net Income	#NAME?	#NAME?	#NAME?	#NAME?	#NAME?
Actual Student Enrollment	-	-	735	-	-
	Quarter - 1/1 - 3/31		4th Quarter - 4/1 - 6/30		
	Revised Budget	Variance	Original Budget	Revised Budget	Variance
<b>SCHOOL OPERATIONS</b>					
Board Expenses		#NAME?	25		#NAME?
Classroom / Teaching Supplies & Materials		#NAME?	33,375		#NAME?
Special Ed Supplies & Materials		#NAME?	5,000		#NAME?
Textbooks / Workbooks		#NAME?	45,371		#NAME?
Supplies & Materials other		#NAME?			#NAME?
Equipment / Furniture		#NAME?	14,293		#NAME?
Telephone		#NAME?	19,662		#NAME?
Technology		#NAME?	31,739		#NAME?
Student Testing & Assessment		#NAME?	2,125		#NAME?
Field Trips		#NAME?	10,000		#NAME?
Transportation (student)		#NAME?			#NAME?
Student Services - other		#NAME?	51,252		#NAME?
Office Expense		#NAME?	24,895		#NAME?
Staff Development		#NAME?	47,740		#NAME?
Staff Recruitment		#NAME?	5,000		#NAME?
Student Recruitment / Marketing		#NAME?			#NAME?
School Meals / Lunch		#NAME?	15,705		#NAME?
Travel (Staff)		#NAME?	2,850		#NAME?
Fundraising		#NAME?			#NAME?
Other		#NAME?	313		#NAME?
TOTAL SCHOOL OPERATIONS	-	#NAME?	309,343	-	#NAME?
<b>FACILITY OPERATION &amp; MAINTENANCE</b>					
Insurance		#NAME?	13,625		#NAME?
Janitorial		#NAME?			#NAME?
Building and Land Rent / Lease / Facility Finance Interest		#NAME?			#NAME?
Repairs & Maintenance		#NAME?	3,250		#NAME?
Equipment / Furniture		#NAME?			#NAME?
Security		#NAME?			#NAME?
Utilities		#NAME?			#NAME?
TOTAL FACILITY OPERATION & MAINTENANCE	-	#NAME?	16,875	-	#NAME?
<b>DEPRECIATION &amp; AMORTIZATION</b>		#NAME?	73,084		#NAME?
<b>RESERVES / CONTINGENCY</b>		#NAME?			#NAME?
<b>TOTAL EXPENSES</b>	-	#NAME?	3,234,323	-	#NAME?
<b>NET INCOME</b>	#NAME?	#NAME?	#NAME?	#NAME?	#NAME?

	THE BRONX				
Total Revenue	#NAME?	#NAME?	#NAME?	#NAME?	#NAME?
Total Expenses	#NAME?	#NAME?	3,234,323	#NAME?	#NAME?
Net Income	#NAME?	#NAME?	#NAME?	#NAME?	#NAME?
Actual Student Enrollment	-	-	735	-	-
Quarter - 1/1 - 3/31			4th Quarter - 4/1 - 6/30		
Revised Budget		Variance	Original Budget	Revised Budget	Variance
ENROLLMENT - *School Districts Are Linked To Above Entries*					
Number of Districts:	-	-	1	-	-
NYC CHANCELLOR'S OFFICE	-	-	735	-	-
-	-	-	-	-	-
-	-	-	-	-	-
-	-	-	-	-	-
-	-	-	-	-	-
-	-	-	-	-	-
-	-	-	-	-	-
-	-	-	-	-	-
-	-	-	-	-	-
-	-	-	-	-	-
-	-	-	-	-	-
-	-	-	-	-	-
-	-	-	-	-	-
-	-	-	-	-	-
-	-	-	-	-	-
ALL OTHER School Districts: ( Weighted Avg )	-	-	-	-	-
TOTAL ENROLLMENT	-	-	735	-	-
REVENUE PER PUPIL					
-	#NAME?	#NAME?	-	#NAME?	
EXPENSES PER PUPIL					
-	#NAME?	4,400	-	#NAME?	



		GIRLS PREPARATORY CHARTER SCHOOL Budget / Operating Plan 2016-17				
Total Revenue		#NAME?	#NAME?	#NAME?	#NAME?	#NAME?
Total Expenses		12,937,292	#NAME?	#NAME?	(12,937,292)	#NAME?
Net Income		#NAME?	#NAME?	#NAME?	#NAME?	#NAME?
Actual Student Enrollment						
		Total Year			VARIANCE	
		Original Budget	Revised Budget	Variance	Original Budget vs. PY Budget	Revised Budget vs. PY Budget
<b>REVENUE</b>						
<b>REVENUES FROM STATE SOURCES</b>						
Per Pupil Revenue	2016-17 Per Pupil Rate					
NYC CHANCELLOR'S OFFICE	#NAME?	#NAME?	#NAME?	#NAME?	#NAME?	#NAME?
-	#N/A	#N/A	#NAME?	#NAME?	#N/A	#NAME?
-	#N/A	#N/A	#NAME?	#NAME?	#N/A	#NAME?
-	#N/A	#N/A	#NAME?	#NAME?	#N/A	#NAME?
-	#N/A	#N/A	#NAME?	#NAME?	#N/A	#NAME?
-	#N/A	#N/A	#NAME?	#NAME?	#N/A	#NAME?
-	#N/A	#N/A	#NAME?	#NAME?	#N/A	#NAME?
-	#N/A	#N/A	#NAME?	#NAME?	#N/A	#NAME?
-	#N/A	#N/A	#NAME?	#NAME?	#N/A	#NAME?
-	#N/A	#N/A	#NAME?	#NAME?	#N/A	#NAME?
-	#N/A	#N/A	#NAME?	#NAME?	#N/A	#NAME?
-	#N/A	#N/A	#NAME?	#NAME?	#N/A	#NAME?
-	#N/A	#N/A	#NAME?	#NAME?	#N/A	#NAME?
-	#N/A	#N/A	#NAME?	#NAME?	#N/A	#NAME?
-	#N/A	#N/A	#NAME?	#NAME?	#N/A	#NAME?
ALL OTHER School Districts: ( Weighted Avg )	#N/A	#N/A	#NAME?	#NAME?	#N/A	#NAME?
TOTAL Per Pupil Revenue (Weighted Average Per Pupil Funding)	#NAME?	#NAME?	#NAME?	#NAME?	#NAME?	#NAME?
Special Education Revenue		1,527,374	#NAME?	#NAME?	1,527,374	#NAME?
Grants						
Stimulus		-	#NAME?	#NAME?	-	#NAME?
DYCD (Department of Youth and Community Development)		250,330	#NAME?	#NAME?	250,330	#NAME?
Other		316,050	#NAME?	#NAME?	316,050	#NAME?
Other		-	#NAME?	#NAME?	-	#NAME?
TOTAL REVENUE FROM STATE SOURCES		#NAME?	#NAME?	#NAME?	#NAME?	#NAME?
<b>REVENUE FROM FEDERAL FUNDING</b>						
IDEA Special Needs		78,708	#NAME?	#NAME?	78,708	#NAME?
Title I		459,750	#NAME?	#NAME?	459,750	#NAME?
Title Funding - Other		11,025	#NAME?	#NAME?	11,025	#NAME?
School Food Service (Free Lunch)		-	#NAME?	#NAME?	-	#NAME?
Grants						
Charter School Program (CSP) Planning & Implementation		-	#NAME?	#NAME?	-	#NAME?
Other		-	#NAME?	#NAME?	-	#NAME?
Other		-	#NAME?	#NAME?	-	#NAME?
TOTAL REVENUE FROM FEDERAL SOURCES		549,483	#NAME?	#NAME?	549,483	#NAME?
<b>LOCAL and OTHER REVENUE</b>						
Contributions and Donations		-	#NAME?	#NAME?	-	#NAME?
Fundraising		-	#NAME?	#NAME?	-	#NAME?
Erate Reimbursement		28,278	#NAME?	#NAME?	28,278	#NAME?
Earnings on Investments		-	#NAME?	#NAME?	-	#NAME?
Interest Income		-	#NAME?	#NAME?	-	#NAME?
Food Service (Income from meals)		-	#NAME?	#NAME?	-	#NAME?
Text Book		58,418	#NAME?	#NAME?	58,418	#NAME?
OTHER		-	#NAME?	#NAME?	-	#NAME?
TOTAL REVENUE FROM LOCAL and OTHER SOURCES		86,696	#NAME?	#NAME?	86,696	#NAME?
<b>TOTAL REVENUE</b>		#NAME?	#NAME?	#NAME?	#NAME?	#NAME?

GIRLS PREPARATORY CHARTER SCHOOL				
Budget / Operating Plan				
2016-17				
Total Revenue	#NAME?	#NAME?	#NAME?	#NAME?
Total Expenses	12,937,292	#NAME?	#NAME?	(12,937,292)
Net Income	#NAME?	#NAME?	#NAME?	#NAME?
Actual Student Enrollment				
Total Year			VARIANCE	
Original Budget	Revised Budget	Variance	Original Budget vs. PY Budget	Revised Budget vs. PY Budget
<b>EXPENSES</b>				
<b>ADMINISTRATIVE STAFF PERSONNEL COSTS</b>	Avg. No. of Positions			
Executive Management	-	-	#NAME?	#NAME?
Instructional Management	2.00	272,365	#NAME?	#NAME?
Deans, Directors & Coordinators	10.00	855,135	#NAME?	#NAME?
CFO / Director of Finance	-	-	#NAME?	#NAME?
Operation / Business Manager	2.00	178,741	#NAME?	#NAME?
Administrative Staff	7.00	326,543	#NAME?	#NAME?
TOTAL ADMINISTRATIVE STAFF	21.00	1,632,784	#NAME?	#NAME?
<b>INSTRUCTIONAL PERSONNEL COSTS</b>				
Teachers - Regular	47.00	3,516,295	#NAME?	#NAME?
Teachers - SPED	15.00	965,593	#NAME?	#NAME?
Substitute Teachers	-	-	#NAME?	#NAME?
Teaching Assistants	4.00	187,475	#NAME?	#NAME?
Specialty Teachers	10.00	958,083	#NAME?	#NAME?
Aides	5.00	171,571	#NAME?	#NAME?
Therapists & Counselors	3.00	208,923	#NAME?	#NAME?
Other	9.00	321,830	#NAME?	#NAME?
TOTAL INSTRUCTIONAL	93.00	6,329,770	#NAME?	#NAME?
<b>NON-INSTRUCTIONAL PERSONNEL COSTS</b>				
Nurse	-	-	#NAME?	#NAME?
Librarian	-	-	#NAME?	#NAME?
Custodian	-	-	#NAME?	#NAME?
Security	-	-	#NAME?	#NAME?
Other	-	-	#NAME?	#NAME?
TOTAL NON-INSTRUCTIONAL	-	-	#NAME?	#NAME?
<b>SUBTOTAL PERSONNEL SERVICE COSTS</b>	114.00	7,962,554	#NAME?	#NAME?
<b>PAYROLL TAXES AND BENEFITS</b>				
Payroll Taxes		674,756	#NAME?	#NAME?
Fringe / Employee Benefits		1,051,653	#NAME?	#NAME?
Retirement / Pension		238,877	#NAME?	#NAME?
TOTAL PAYROLL TAXES AND BENEFITS		1,965,286	#NAME?	#NAME?
<b>TOTAL PERSONNEL SERVICE COSTS</b>	114.00	9,927,840	#NAME?	#NAME?
<b>CONTRACTED SERVICES</b>				
Accounting / Audit		14,470	#NAME?	#NAME?
Legal		-	#NAME?	#NAME?
Management Company Fee		1,275,107	#NAME?	#NAME?
Nurse Services		-	#NAME?	#NAME?
Food Service / School Lunch		-	#NAME?	#NAME?
Payroll Services		19,171	#NAME?	#NAME?
Special Ed Services		7,000	#NAME?	#NAME?
Titlement Services (i.e. Title I)		-	#NAME?	#NAME?
Other Purchased / Professional / Consulting		96,495	#NAME?	#NAME?
TOTAL CONTRACTED SERVICES		1,412,243	#NAME?	#NAME?

GIRLS PREPARATORY CHARTER SCHOOL Budget / Operating Plan 2016-17					
Total Revenue	#NAME?	#NAME?	#NAME?	#NAME?	#NAME?
Total Expenses	12,937,292	#NAME?	#NAME?	(12,937,292)	#NAME?
Net Income	#NAME?	#NAME?	#NAME?	#NAME?	#NAME?
Actual Student Enrollment					
	Total Year			VARIANCE	
	Original Budget	Revised Budget	Variance	Original Budget vs. PY Budget	Revised Budget vs. PY Budget
<b>SCHOOL OPERATIONS</b>					
Board Expenses	100	#NAME?	#NAME?	(100)	#NAME?
Classroom / Teaching Supplies & Materials	133,500	#NAME?	#NAME?	(133,500)	#NAME?
Special Ed Supplies & Materials	20,000	#NAME?	#NAME?	(20,000)	#NAME?
Textbooks / Workbooks	181,484	#NAME?	#NAME?	(181,484)	#NAME?
Supplies & Materials other	-	#NAME?	#NAME?	-	#NAME?
Equipment / Furniture	57,172	#NAME?	#NAME?	(57,172)	#NAME?
Telephone	78,648	#NAME?	#NAME?	(78,648)	#NAME?
Technology	126,955	#NAME?	#NAME?	(126,955)	#NAME?
Student Testing & Assessment	8,500	#NAME?	#NAME?	(8,500)	#NAME?
Field Trips	40,000	#NAME?	#NAME?	(40,000)	#NAME?
Transportation (student)	-	#NAME?	#NAME?	-	#NAME?
Student Services - other	205,006	#NAME?	#NAME?	(205,006)	#NAME?
Office Expense	99,580	#NAME?	#NAME?	(99,580)	#NAME?
Staff Development	190,960	#NAME?	#NAME?	(190,960)	#NAME?
Staff Recruitment	20,000	#NAME?	#NAME?	(20,000)	#NAME?
Student Recruitment / Marketing	-	#NAME?	#NAME?	-	#NAME?
School Meals / Lunch	62,818	#NAME?	#NAME?	(62,818)	#NAME?
Travel (Staff)	11,400	#NAME?	#NAME?	(11,400)	#NAME?
Fundraising	-	#NAME?	#NAME?	-	#NAME?
Other	1,250	#NAME?	#NAME?	(1,250)	#NAME?
TOTAL SCHOOL OPERATIONS	1,237,373	#NAME?	#NAME?	(1,237,373)	#NAME?
<b>FACILITY OPERATION &amp; MAINTENANCE</b>					
Insurance	54,500	#NAME?	#NAME?	(54,500)	#NAME?
Janitorial	-	#NAME?	#NAME?	-	#NAME?
Building and Land Rent / Lease / Facility Finance Interest	-	#NAME?	#NAME?	-	#NAME?
Repairs & Maintenance	13,000	#NAME?	#NAME?	(13,000)	#NAME?
Equipment / Furniture	-	#NAME?	#NAME?	-	#NAME?
Security	-	#NAME?	#NAME?	-	#NAME?
Utilities	-	#NAME?	#NAME?	-	#NAME?
TOTAL FACILITY OPERATION & MAINTENANCE	67,500	#NAME?	#NAME?	(67,500)	#NAME?
<b>DEPRECIATION &amp; AMORTIZATION</b>	292,336	#NAME?	#NAME?	(292,336)	#NAME?
<b>RESERVES / CONTINGENCY</b>	-	#NAME?	#NAME?	-	#NAME?
<b>TOTAL EXPENSES</b>	12,937,292	#NAME?	#NAME?	(12,937,292)	#NAME?
<b>NET INCOME</b>	#NAME?	#NAME?	#NAME?	#NAME?	#NAME?

GIRLS PREPARATORY CHARTER S				
Budget / Operating Plan				
2016-17				
Total Revenue	#NAME?	#NAME?	#NAME?	#NAME?
Total Expenses	12,937,292	#NAME?	#NAME?	(12,937,292)
Net Income	#NAME?	#NAME?	#NAME?	#NAME?
Actual Student Enrollment				
	Total Year			VARIANCE
	Original Budget	Revised Budget	Variance	Original Budget vs. PY Budget
ENROLLMENT - *School Districts Are Linked To Above Entries*				
Number of Districts:				
NYC CHANCELLOR'S OFFICE				
-				
-				
-				
-				
-				
-				
-				
-				
-				
-				
ALL OTHER School Districts: ( Weighted Avg )				
TOTAL ENROLLMENT				
REVENUE PER PUPIL				
EXPENSES PER PUPIL				

		SCHOOL OF THE BRONX	
<b>Total Revenue</b> <b>Total Expenses</b> <b>Net Income</b> <b>Actual Student Enrollment</b>		<b>DESCRIPTION OF ASSUMPTIONS</b>	
<b>REVENUE</b>			
<b>REVENUES FROM STATE SOURCES</b>		2016-17 Per Pupil Rate	
<b>Per Pupil Revenue</b>			
NYC CHANCELLOR'S OFFICE		#NAME?	
-		#N/A	
-		#N/A	
-		#N/A	
-		#N/A	
-		#N/A	
-		#N/A	
-		#N/A	
-		#N/A	
-		#N/A	
-		#N/A	
-		#N/A	
-		#N/A	
-		#N/A	
-		#N/A	
ALL OTHER School Districts: ( Weighted Avg )		#N/A	
TOTAL Per Pupil Revenue (Weighted Average Per Pupil Funding)		#NAME?	
Special Education Revenue			
Grants			
Stimulus			
DYCD (Department of Youth and Community Development)			
Other			
Other			
TOTAL REVENUE FROM STATE SOURCES			
<b>REVENUE FROM FEDERAL FUNDING</b>			
IDEA Special Needs			
Title I			
Title Funding - Other			
School Food Service (Free Lunch)			
Grants			
Charter School Program (CSP) Planning & Implementation			
Other			
Other			
TOTAL REVENUE FROM FEDERAL SOURCES			
<b>LOCAL and OTHER REVENUE</b>			
Contributions and Donations			
Fundraising			
Erate Reimbursement			
Earnings on Investments			
Interest Income			
Food Service (Income from meals)			
Text Book			
OTHER			
TOTAL REVENUE FROM LOCAL and OTHER SOURCES			
<b>TOTAL REVENUE</b>			

		SCHOOL OF THE BRONX	
Total Revenue		DESCRIPTION OF ASSUMPTIONS	
Total Expenses			
Net Income			
Actual Student Enrollment			
EXPENSES			
ADMINISTRATIVE STAFF PERSONNEL COSTS		Avg. No. of Positions	
Executive Management		-	
Instructional Management		2.00	
Deans, Directors & Coordinators		10.00	
CFO / Director of Finance		-	
Operation / Business Manager		2.00	
Administrative Staff		7.00	
TOTAL ADMINISTRATIVE STAFF		21.00	
INSTRUCTIONAL PERSONNEL COSTS			
Teachers - Regular		47.00	
Teachers - SPED		15.00	
Substitute Teachers		-	
Teaching Assistants		4.00	
Specialty Teachers		10.00	
Aides		5.00	
Therapists & Counselors		3.00	
Other		9.00	
TOTAL INSTRUCTIONAL		93.00	
NON-INSTRUCTIONAL PERSONNEL COSTS			
Nurse		-	
Librarian		-	
Custodian		-	
Security		-	
Other		-	
TOTAL NON-INSTRUCTIONAL		-	
SUBTOTAL PERSONNEL SERVICE COSTS		114.00	
PAYROLL TAXES AND BENEFITS			
Payroll Taxes			
Fringe / Employee Benefits			
Retirement / Pension			
TOTAL PAYROLL TAXES AND BENEFITS			
TOTAL PERSONNEL SERVICE COSTS		114.00	
CONTRACTED SERVICES			
Accounting / Audit			
Legal			
Management Company Fee			
Nurse Services			
Food Service / School Lunch			
Payroll Services			
Special Ed Services			
Titlement Services (i.e. Title I)			
Other Purchased / Professional / Consulting			
TOTAL CONTRACTED SERVICES			

	<b>SCHOOL OF THE BRONX</b>
<b>Total Revenue</b> <b>Total Expenses</b> <b>Net Income</b> <b>Actual Student Enrollment</b>	
	<b>DESCRIPTION OF ASSUMPTIONS</b>
<b>SCHOOL OPERATIONS</b> Board Expenses Classroom / Teaching Supplies & Materials Special Ed Supplies & Materials Textbooks / Workbooks Supplies & Materials other Equipment / Furniture Telephone Technology Student Testing & Assessment Field Trips Transportation (student) Student Services - other Office Expense Staff Development Staff Recruitment Student Recruitment / Marketing School Meals / Lunch Travel (Staff) Fundraising Other <b>TOTAL SCHOOL OPERATIONS</b>  <b>FACILITY OPERATION &amp; MAINTENANCE</b> Insurance Janitorial Building and Land Rent / Lease / Facility Finance Interest Repairs & Maintenance Equipment / Furniture Security Utilities <b>TOTAL FACILITY OPERATION &amp; MAINTENANCE</b>  <b>DEPRECIATION &amp; AMORTIZATION</b> <b>RESERVES / CONTINGENCY</b>  <b>TOTAL EXPENSES</b>  <b>NET INCOME</b>	

	SCHOOL OF THE BRONX
Total Revenue Total Expenses Net Income Actual Student Enrollment	DESCRIPTION OF ASSUMPTIONS
ENROLLMENT - *School Districts Are Linked To Above Entries* Number of Districts: NYC CHANCELLOR'S OFFICE - - - - - - - - - - - - - - ALL OTHER School Districts: ( Weighted Avg ) TOTAL ENROLLMENT  REVENUE PER PUPIL  EXPENSES PER PUPIL	



**GIRLS PREPARATORY CHARTER SCHOOL OF THE BRONX**  
**BALANCE SHEET**  
**2016-17**

	<u>Prior Year</u>	Q1	Q2	Q3	Q4
	<u>Err:508</u>	<u>As of 9/30</u>	<u>As of 12/31</u>	<u>As of 3/31</u>	<u>As of 6/30</u>
<b><u>ASSETS</u></b>					
<b><u>CURRENT ASSETS</u></b>					
Cash and cash equivalents	-	-	-	-	-
Grants and contracts receivable	-	-	-	-	-
Accounts receivables	-	-	-	-	-
Prepaid Expenses	-	-	-	-	-
Contributions and other receivables	-	-	-	-	-
<b>TOTAL CURRENT ASSETS</b>	-	-	-	-	-
<b><u>PROPERTY, BUILDING AND EQUIPMENT, net</u></b>	-	-	-	-	-
<b><u>OTHER ASSETS</u></b>	-	-	-	-	-
<b>TOTAL ASSETS</b>	-	-	-	-	-
<b><u>LIABILITIES AND NET ASSETS</u></b>					
<b><u>CURRENT LIABILITIES</u></b>					
Accounts payable and accrued expenses	-	-	-	-	-
Accrued payroll and benefits	-	-	-	-	-
Deferred Revenue	-	-	-	-	-
Current maturities of long-term debt	-	-	-	-	-
Short Term Debt - Bonds, Notes Payable	-	-	-	-	-
Other	-	-	-	-	-
<b>TOTAL CURRENT LIABILITIES</b>	-	-	-	-	-
<b><u>LONG-TERM DEBT and NOTES PAYABLE, net current maturities</u></b>	-	-	-	-	-
<b>TOTAL LIABILITIES</b>	-	-	-	-	-
<b><u>NET ASSETS</u></b>					
Unrestricted	-	-	-	-	-
Temporarily restricted	-	-	-	-	-
<b>TOTAL NET ASSETS</b>	-	-	-	-	-
<b>TOTAL LIABILITIES AND NET ASSETS</b>	-	-	-	-	-

Total Revenue	-	#NAME?	-	-	#NAME?	-	-
Total Expenses	-	#NAME?	-	-	#NAME?	-	-
Net Income	-	#NAME?	-	-	#NAME?	-	-
Actual Student Enrollment	-	#NAME?	-	-	#NAME?	-	-

*NOTE: Enrollment, Revenue and Expenditure Data IN the 'Total and Variance Analysis' Section is Based on LAST ACTUAL Quarter Completed	1st Quarter - 7/1 - 9/30			2nd Quarter - 10/1 - 12/31			3rd Quarter - 1/1 - 3/31
	Actual	Current Budget	Variance	Actual	Current Budget	Variance	Actual

REVENUE							
REVENUES FROM STATE SOURCES							
Per Pupil Revenue	CY Per Pupil Rate						
NYC CHANCELLOR'S OFFICE	#NAME?	#NAME?	-	#NAME?	#NAME?	-	#NAME?
-	#N/A	#NAME?	-	#NAME?	#NAME?	-	#NAME?
-	#N/A	#NAME?	-	#NAME?	#NAME?	-	#NAME?
-	#N/A	#NAME?	-	#NAME?	#NAME?	-	#NAME?
-	#N/A	#NAME?	-	#NAME?	#NAME?	-	#NAME?
-	#N/A	#NAME?	-	#NAME?	#NAME?	-	#NAME?
-	#N/A	#NAME?	-	#NAME?	#NAME?	-	#NAME?
-	#N/A	#NAME?	-	#NAME?	#NAME?	-	#NAME?
-	#N/A	#NAME?	-	#NAME?	#NAME?	-	#NAME?
-	#N/A	#NAME?	-	#NAME?	#NAME?	-	#NAME?
-	#N/A	#NAME?	-	#NAME?	#NAME?	-	#NAME?
-	#N/A	#NAME?	-	#NAME?	#NAME?	-	#NAME?
-	#N/A	#NAME?	-	#NAME?	#NAME?	-	#NAME?
-	#N/A	#NAME?	-	#NAME?	#NAME?	-	#NAME?
-	#N/A	#NAME?	-	#NAME?	#NAME?	-	#NAME?
-	#N/A	#NAME?	-	#NAME?	#NAME?	-	#NAME?
ALL OTHER School Districts: ( Count = 0 )	#N/A	#NAME?	-	#NAME?	#NAME?	-	#NAME?
TOTAL Per Pupil Revenue (Weighted Average Per Pupil Funding)	#NAME?	-	#NAME?	-	#NAME?	-	#NAME?
Special Education Revenue	#NAME?	#NAME?	-	#NAME?	#NAME?	-	#NAME?
Grants							
Stimulus	#NAME?	#NAME?	-	#NAME?	#NAME?	-	#NAME?
DYCD (Department of Youth and Community Development)	#NAME?	#NAME?	-	#NAME?	#NAME?	-	#NAME?
Other	#NAME?	#NAME?	-	#NAME?	#NAME?	-	#NAME?
Other	#NAME?	#NAME?	-	#NAME?	#NAME?	-	#NAME?
TOTAL REVENUE FROM STATE SOURCES	-	#NAME?	-	-	#NAME?	-	-
REVENUE FROM FEDERAL FUNDING							
IDEA Special Needs	#NAME?	#NAME?	-	#NAME?	#NAME?	-	#NAME?
Title I	#NAME?	#NAME?	-	#NAME?	#NAME?	-	#NAME?
Title Funding - Other	#NAME?	#NAME?	-	#NAME?	#NAME?	-	#NAME?
School Food Service (Free Lunch)	#NAME?	#NAME?	-	#NAME?	#NAME?	-	#NAME?
Grants							
Charter School Program (CSP) Planning & Implementation	#NAME?	#NAME?	-	#NAME?	#NAME?	-	#NAME?
Other	#NAME?	#NAME?	-	#NAME?	#NAME?	-	#NAME?
Other	#NAME?	#NAME?	-	#NAME?	#NAME?	-	#NAME?
TOTAL REVENUE FROM FEDERAL SOURCES	-	#NAME?	-	-	#NAME?	-	-
LOCAL and OTHER REVENUE							
Contributions and Donations	#NAME?	#NAME?	-	#NAME?	#NAME?	-	#NAME?
Fundraising	#NAME?	#NAME?	-	#NAME?	#NAME?	-	#NAME?
Erate Reimbursement	#NAME?	#NAME?	-	#NAME?	#NAME?	-	#NAME?
Earnings on Investments	#NAME?	#NAME?	-	#NAME?	#NAME?	-	#NAME?
Interest Income	#NAME?	#NAME?	-	#NAME?	#NAME?	-	#NAME?
Food Service (Income from meals)	#NAME?	#NAME?	-	#NAME?	#NAME?	-	#NAME?
Text Book	#NAME?	#NAME?	-	#NAME?	#NAME?	-	#NAME?
OTHER	#NAME?	#NAME?	-	#NAME?	#NAME?	-	#NAME?
TOTAL REVENUE FROM LOCAL and OTHER SOURCES	-	#NAME?	-	-	#NAME?	-	-
TOTAL REVENUE	-	#NAME?	-	-	#NAME?	-	-

GIRLS PREPARATORY CHARTER SCHOOL  
Budget / Operating Plan

2016-17					
Total Revenue	-	#NAME?	-	-	#NAME?
Total Expenses	-	#NAME?	-	-	#NAME?
Net Income	-	#NAME?	-	-	#NAME?
Actual Student Enrollment	-	#NAME?	-	-	#NAME?

*NOTE: Enrollment, Revenue and Expenditure Data IN the 'Total and Variance Analysis' Section is Based on LAST ACTUAL Quarter Completed	1st Quarter - 7/1 - 9/30			2nd Quarter - 10/1 - 12/31			3rd Quarter
	Actual	Current Budget	Variance	Actual	Current Budget	Variance	Actual

EXPENSES		Quarter 0					
ADMINISTRATIVE STAFF PERSONNEL COSTS		No. of Positions					
Executive Management	#NAME?			#NAME?	-		#NAME?
Instructional Management	#NAME?			#NAME?	-		#NAME?
Deans, Directors & Coordinators	#NAME?			#NAME?	-		#NAME?
CFO / Director of Finance	#NAME?			#NAME?	-		#NAME?
Operation / Business Manager	#NAME?			#NAME?	-		#NAME?
Administrative Staff	#NAME?			#NAME?	-		#NAME?
TOTAL ADMINISTRATIVE STAFF	#NAME?		-	#NAME?	-		#NAME?
INSTRUCTIONAL PERSONNEL COSTS							
Teachers - Regular	#NAME?			#NAME?	-		#NAME?
Teachers - SPED	#NAME?			#NAME?	-		#NAME?
Substitute Teachers	#NAME?			#NAME?	-		#NAME?
Teaching Assistants	#NAME?			#NAME?	-		#NAME?
Specialty Teachers	#NAME?			#NAME?	-		#NAME?
Aides	#NAME?			#NAME?	-		#NAME?
Therapists & Counselors	#NAME?			#NAME?	-		#NAME?
Other	#NAME?			#NAME?	-		#NAME?
TOTAL INSTRUCTIONAL	#NAME?		-	#NAME?	-		#NAME?
NON-INSTRUCTIONAL PERSONNEL COSTS							
Nurse	#NAME?			#NAME?	-		#NAME?
Librarian	#NAME?			#NAME?	-		#NAME?
Custodian	#NAME?			#NAME?	-		#NAME?
Security	#NAME?			#NAME?	-		#NAME?
Other	#NAME?			#NAME?	-		#NAME?
TOTAL NON-INSTRUCTIONAL	#NAME?		-	#NAME?	-		#NAME?
SUBTOTAL PERSONNEL SERVICE COSTS			-	#NAME?	-		#NAME?
PAYROLL TAXES AND BENEFITS							
Payroll Taxes				#NAME?	-		#NAME?
Fringe / Employee Benefits				#NAME?	-		#NAME?
Retirement / Pension				#NAME?	-		#NAME?
TOTAL PAYROLL TAXES AND BENEFITS			-	#NAME?	-		#NAME?
TOTAL PERSONNEL SERVICE COSTS		#NAME?	-	#NAME?	-		#NAME?
CONTRACTED SERVICES							
Accounting / Audit				#NAME?	-		#NAME?
Legal				#NAME?	-		#NAME?
Management Company Fee				#NAME?	-		#NAME?
Nurse Services				#NAME?	-		#NAME?
Food Service / School Lunch				#NAME?	-		#NAME?
Payroll Services				#NAME?	-		#NAME?
Special Ed Services				#NAME?	-		#NAME?
Titlement Services (i.e. Title I)				#NAME?	-		#NAME?
Other Purchased / Professional / Consulting				#NAME?	-		#NAME?
TOTAL CONTRACTED SERVICES			-	#NAME?	-		#NAME?

GIRLS PREPARATORY CHARTER SCHOOL  
Budget / Operating Plan

2016-17									
Total Revenue	-	#NAME?	-	-	#NAME?	-	-		
Total Expenses	-	#NAME?	-	-	#NAME?	-	-		
Net Income	-	#NAME?	-	-	#NAME?	-	-		
Actual Student Enrollment	-	#NAME?	-	-	#NAME?	-	-		
*NOTE: Enrollment, Revenue and Expenditure Data IN the 'Total and Variance Analysis' Section is Based on LAST ACTUAL Quarter Completed	1st Quarter - 7/1 - 9/30			2nd Quarter - 10/1 - 12/31			3rd Quarter - 1/1 - 3/31		
	Actual	Current Budget	Variance	Actual	Current Budget	Variance	Actual	Current Budget	Variance
SCHOOL OPERATIONS									
Board Expenses		#NAME?	-		#NAME?	-			
Classroom / Teaching Supplies & Materials		#NAME?	-		#NAME?	-			
Special Ed Supplies & Materials		#NAME?	-		#NAME?	-			
Textbooks / Workbooks		#NAME?	-		#NAME?	-			
Supplies & Materials other		#NAME?	-		#NAME?	-			
Equipment / Furniture		#NAME?	-		#NAME?	-			
Telephone		#NAME?	-		#NAME?	-			
Technology		#NAME?	-		#NAME?	-			
Student Testing & Assessment		#NAME?	-		#NAME?	-			
Field Trips		#NAME?	-		#NAME?	-			
Transportation (student)		#NAME?	-		#NAME?	-			
Student Services - other		#NAME?	-		#NAME?	-			
Office Expense		#NAME?	-		#NAME?	-			
Staff Development		#NAME?	-		#NAME?	-			
Staff Recruitment		#NAME?	-		#NAME?	-			
Student Recruitment / Marketing		#NAME?	-		#NAME?	-			
School Meals / Lunch		#NAME?	-		#NAME?	-			
Travel (Staff)		#NAME?	-		#NAME?	-			
Fundraising		#NAME?	-		#NAME?	-			
Other		#NAME?	-		#NAME?	-			
TOTAL SCHOOL OPERATIONS	-	#NAME?	-	-	#NAME?	-	-		
FACILITY OPERATION & MAINTENANCE									
Insurance		#NAME?	-		#NAME?	-			
Janitorial		#NAME?	-		#NAME?	-			
Building and Land Rent / Lease / Facility Finance Interest		#NAME?	-		#NAME?	-			
Repairs & Maintenance		#NAME?	-		#NAME?	-			
Equipment / Furniture		#NAME?	-		#NAME?	-			
Security		#NAME?	-		#NAME?	-			
Utilities		#NAME?	-		#NAME?	-			
TOTAL FACILITY OPERATION & MAINTENANCE	-	#NAME?	-	-	#NAME?	-	-		
DEPRECIATION & AMORTIZATION									
RESERVES / CONTINGENCY		#NAME?	-		#NAME?	-			
TOTAL EXPENSES	-	#NAME?	-	-	#NAME?	-	-		
NET INCOME	-	#NAME?	-	-	#NAME?	-	-		

Total Revenue	-	#NAME?	-	-	#NAME?	-	-
Total Expenses	-	#NAME?	-	-	#NAME?	-	-
Net Income	-	#NAME?	-	-	#NAME?	-	-
Actual Student Enrollment	-	#NAME?	-	-	#NAME?	-	-

*NOTE: Enrollment, Revenue and Expenditure Data IN the 'Total and Variance Analysis' Section is Based on LAST ACTUAL Quarter Completed	1st Quarter - 7/1 - 9/30			2nd Quarter - 10/1 - 12/31			3rd Quarter
	Actual	Current Budget	Variance	Actual	Current Budget	Variance	Actual

ENROLLMENT - *School Districts Are Linked To Above Entries*							
NYC CHANCELLOR'S OFFICE	-	#NAME?	-	-	#NAME?	-	-
-	-	#NAME?	-	-	#NAME?	-	-
-	-	#NAME?	-	-	#NAME?	-	-
-	-	#NAME?	-	-	#NAME?	-	-
-	-	#NAME?	-	-	#NAME?	-	-
-	-	#NAME?	-	-	#NAME?	-	-
-	-	#NAME?	-	-	#NAME?	-	-
-	-	#NAME?	-	-	#NAME?	-	-
-	-	#NAME?	-	-	#NAME?	-	-
-	-	#NAME?	-	-	#NAME?	-	-
-	-	#NAME?	-	-	#NAME?	-	-
-	-	#NAME?	-	-	#NAME?	-	-
-	-	#NAME?	-	-	#NAME?	-	-
-	-	#NAME?	-	-	#NAME?	-	-
-	-	#NAME?	-	-	#NAME?	-	-
-	-	#NAME?	-	-	#NAME?	-	-
ALL OTHER School Districts: ( Count = 0 )	-	#NAME?	-	-	#NAME?	-	-
TOTAL ENROLLMENT	-	#NAME?	-	-	#NAME?	-	-
REVENUE PER PUPIL	-	#NAME?	-	-	#NAME?	-	-
EXPENSES PER PUPIL	-	#NAME?	-	-	#NAME?	-	-

OL OF THE BRONX									
n									
Total Revenue		#NAME?	-	-	#NAME?	-			
Total Expenses		#NAME?	-	-	#NAME?	-			
Net Income		#NAME?	-	-	#NAME?	-			
Actual Student Enrollment		#NAME?	-	-	#NAME?	-			
*NOTE: Enrollment, Revenue and Expenditure Data IN the 'Total and Variance Analysis' Section is Based on LAST ACTUAL Quarter Completed		Quarter - 1/1 - 3/31			4th Quarter - 4/1 - 6/30				
		Current Budget	Variance		Actual	Current Budget	Variance		
REVENUE									
REVENUES FROM STATE SOURCES									
Per Pupil Revenue		CY Per Pupil Rate							
NYC CHANCELLOR'S OFFICE		#NAME?	#NAME?	-		#NAME?	#NAME?	-	
-		#N/A	#NAME?	-		#NAME?	#NAME?	-	
-		#N/A	#NAME?	-		#NAME?	#NAME?	-	
-		#N/A	#NAME?	-		#NAME?	#NAME?	-	
-		#N/A	#NAME?	-		#NAME?	#NAME?	-	
-		#N/A	#NAME?	-		#NAME?	#NAME?	-	
-		#N/A	#NAME?	-		#NAME?	#NAME?	-	
-		#N/A	#NAME?	-		#NAME?	#NAME?	-	
-		#N/A	#NAME?	-		#NAME?	#NAME?	-	
-		#N/A	#NAME?	-		#NAME?	#NAME?	-	
-		#N/A	#NAME?	-		#NAME?	#NAME?	-	
-		#N/A	#NAME?	-		#NAME?	#NAME?	-	
-		#N/A	#NAME?	-		#NAME?	#NAME?	-	
-		#N/A	#NAME?	-		#NAME?	#NAME?	-	
-		#N/A	#NAME?	-		#NAME?	#NAME?	-	
-		#N/A	#NAME?	-		#NAME?	#NAME?	-	
ALL OTHER School Districts: ( Count = 0 )		#N/A	#NAME?	-		#NAME?	#NAME?	-	
TOTAL Per Pupil Revenue (Weighted Average Per Pupil Funding)		#NAME?	#NAME?	-	-	#NAME?	#NAME?	-	
Special Education Revenue			#NAME?	-		#NAME?	#NAME?	-	
Grants									
Stimulus			#NAME?	-		#NAME?	#NAME?	-	
DYCD (Department of Youth and Community Development)			#NAME?	-		#NAME?	#NAME?	-	
Other			#NAME?	-		#NAME?	#NAME?	-	
Other			#NAME?	-		#NAME?	#NAME?	-	
TOTAL REVENUE FROM STATE SOURCES			#NAME?	-	-	#NAME?	#NAME?	-	
REVENUE FROM FEDERAL FUNDING									
IDEA Special Needs			#NAME?	-		#NAME?	#NAME?	-	
Title I			#NAME?	-		#NAME?	#NAME?	-	
Title Funding - Other			#NAME?	-		#NAME?	#NAME?	-	
School Food Service (Free Lunch)			#NAME?	-		#NAME?	#NAME?	-	
Grants									
Charter School Program (CSP) Planning & Implementation			#NAME?	-		#NAME?	#NAME?	-	
Other			#NAME?	-		#NAME?	#NAME?	-	
Other			#NAME?	-		#NAME?	#NAME?	-	
TOTAL REVENUE FROM FEDERAL SOURCES			#NAME?	-	-	#NAME?	#NAME?	-	
LOCAL and OTHER REVENUE									
Contributions and Donations			#NAME?	-		#NAME?	#NAME?	-	
Fundraising			#NAME?	-		#NAME?	#NAME?	-	
Erate Reimbursement			#NAME?	-		#NAME?	#NAME?	-	
Earnings on Investments			#NAME?	-		#NAME?	#NAME?	-	
Interest Income			#NAME?	-		#NAME?	#NAME?	-	
Food Service (Income from meals)			#NAME?	-		#NAME?	#NAME?	-	
Text Book			#NAME?	-		#NAME?	#NAME?	-	
OTHER			#NAME?	-		#NAME?	#NAME?	-	
TOTAL REVENUE FROM LOCAL and OTHER SOURCES			#NAME?	-	-	#NAME?	#NAME?	-	
TOTAL REVENUE		#NAME?	-	-	#NAME?				

OL OF THE BRONX n					
Total Revenue	#NAME?	-	-	#NAME?	-
Total Expenses	#NAME?	-	-	#NAME?	-
Net Income	#NAME?	-	-	#NAME?	-
Actual Student Enrollment	#NAME?	-	-	#NAME?	-
*NOTE: Enrollment, Revenue and Expenditure Data IN the 'Total and Variance Analysis' Section is Based on LAST ACTUAL Quarter Completed	Quarter - 1/1 - 3/31		4th Quarter - 4/1 - 6/30		
	Current Budget	Variance	Actual	Current Budget	Variance
<b>EXPENSES</b>					
<b>ADMINISTRATIVE STAFF PERSONNEL COSTS</b>					
Quarter 0					
No. of Positions					
Executive Management	#NAME?	#NAME?	-	#NAME?	-
Instructional Management	#NAME?	#NAME?	-	#NAME?	-
Deans, Directors & Coordinators	#NAME?	#NAME?	-	#NAME?	-
CFO / Director of Finance	#NAME?	#NAME?	-	#NAME?	-
Operation / Business Manager	#NAME?	#NAME?	-	#NAME?	-
Administrative Staff	#NAME?	#NAME?	-	#NAME?	-
TOTAL ADMINISTRATIVE STAFF	#NAME?	#NAME?	-	#NAME?	-
<b>INSTRUCTIONAL PERSONNEL COSTS</b>					
Teachers - Regular	#NAME?	#NAME?	-	#NAME?	-
Teachers - SPED	#NAME?	#NAME?	-	#NAME?	-
Substitute Teachers	#NAME?	#NAME?	-	#NAME?	-
Teaching Assistants	#NAME?	#NAME?	-	#NAME?	-
Specialty Teachers	#NAME?	#NAME?	-	#NAME?	-
Aides	#NAME?	#NAME?	-	#NAME?	-
Therapists & Counselors	#NAME?	#NAME?	-	#NAME?	-
Other	#NAME?	#NAME?	-	#NAME?	-
TOTAL INSTRUCTIONAL	#NAME?	#NAME?	-	#NAME?	-
<b>NON-INSTRUCTIONAL PERSONNEL COSTS</b>					
Nurse	#NAME?	#NAME?	-	#NAME?	-
Librarian	#NAME?	#NAME?	-	#NAME?	-
Custodian	#NAME?	#NAME?	-	#NAME?	-
Security	#NAME?	#NAME?	-	#NAME?	-
Other	#NAME?	#NAME?	-	#NAME?	-
TOTAL NON-INSTRUCTIONAL	#NAME?	#NAME?	-	#NAME?	-
<b>SUBTOTAL PERSONNEL SERVICE COSTS</b>					
#NAME?	#NAME?	-	-	#NAME?	-
<b>PAYROLL TAXES AND BENEFITS</b>					
Payroll Taxes	#NAME?	-	#NAME?	-	-
Fringe / Employee Benefits	#NAME?	-	#NAME?	-	-
Retirement / Pension	#NAME?	-	#NAME?	-	-
TOTAL PAYROLL TAXES AND BENEFITS	#NAME?	-	-	#NAME?	-
<b>TOTAL PERSONNEL SERVICE COSTS</b>					
#NAME?	#NAME?	-	-	#NAME?	-
<b>CONTRACTED SERVICES</b>					
Accounting / Audit	#NAME?	-	#NAME?	-	-
Legal	#NAME?	-	#NAME?	-	-
Management Company Fee	#NAME?	-	#NAME?	-	-
Nurse Services	#NAME?	-	#NAME?	-	-
Food Service / School Lunch	#NAME?	-	#NAME?	-	-
Payroll Services	#NAME?	-	#NAME?	-	-
Special Ed Services	#NAME?	-	#NAME?	-	-
Titlement Services (i.e. Title I)	#NAME?	-	#NAME?	-	-
Other Purchased / Professional / Consulting	#NAME?	-	#NAME?	-	-
TOTAL CONTRACTED SERVICES	#NAME?	-	-	#NAME?	-

OL OF THE BRONX					
n					
Total Revenue	#NAME?	-	-	#NAME?	-
Total Expenses	#NAME?	-	-	#NAME?	-
Net Income	#NAME?	-	-	#NAME?	-
Actual Student Enrollment	#NAME?	-	-	#NAME?	-
		Quarter - 1/1 - 3/31		4th Quarter - 4/1 - 6/30	
*NOTE: Enrollment, Revenue and Expenditure Data IN the 'Total and Variance Analysis' Section is Based on LAST ACTUAL Quarter Completed					
		Current Budget	Variance	Actual	Current Budget Variance
SCHOOL OPERATIONS					
Board Expenses	#NAME?	-		#NAME?	-
Classroom / Teaching Supplies & Materials	#NAME?	-		#NAME?	-
Special Ed Supplies & Materials	#NAME?	-		#NAME?	-
Textbooks / Workbooks	#NAME?	-		#NAME?	-
Supplies & Materials other	#NAME?	-		#NAME?	-
Equipment / Furniture	#NAME?	-		#NAME?	-
Telephone	#NAME?	-		#NAME?	-
Technology	#NAME?	-		#NAME?	-
Student Testing & Assessment	#NAME?	-		#NAME?	-
Field Trips	#NAME?	-		#NAME?	-
Transportation (student)	#NAME?	-		#NAME?	-
Student Services - other	#NAME?	-		#NAME?	-
Office Expense	#NAME?	-		#NAME?	-
Staff Development	#NAME?	-		#NAME?	-
Staff Recruitment	#NAME?	-		#NAME?	-
Student Recruitment / Marketing	#NAME?	-		#NAME?	-
School Meals / Lunch	#NAME?	-		#NAME?	-
Travel (Staff)	#NAME?	-		#NAME?	-
Fundraising	#NAME?	-		#NAME?	-
Other	#NAME?	-		#NAME?	-
TOTAL SCHOOL OPERATIONS	#NAME?	-	-	#NAME?	-
FACILITY OPERATION & MAINTENANCE					
Insurance	#NAME?	-		#NAME?	-
Janitorial	#NAME?	-		#NAME?	-
Building and Land Rent / Lease / Facility Finance Interest	#NAME?	-		#NAME?	-
Repairs & Maintenance	#NAME?	-		#NAME?	-
Equipment / Furniture	#NAME?	-		#NAME?	-
Security	#NAME?	-		#NAME?	-
Utilities	#NAME?	-		#NAME?	-
TOTAL FACILITY OPERATION & MAINTENANCE	#NAME?	-	-	#NAME?	-
DEPRECIATION & AMORTIZATION					
RESERVES / CONTINGENCY					
TOTAL EXPENSES	#NAME?	-	-	#NAME?	-
NET INCOME	#NAME?	-	-	#NAME?	-



OL OF THE BRONX					
n					
Total Revenue	#NAME?	-	-	#NAME?	-
Total Expenses	#NAME?	-	-	#NAME?	-
Net Income	#NAME?	-	-	#NAME?	-
Actual Student Enrollment	#NAME?	-	-	#NAME?	-
*NOTE: Enrollment, Revenue and Expenditure Data IN the 'Total and Variance Analysis' Section is Based on LAST ACTUAL Quarter Completed		3rd Quarter - 1/1 - 3/31		4th Quarter - 4/1 - 6/30	
		Current Budget	Variance	Actual	Current Budget Variance
ENROLLMENT - *School Districts Are Linked To Above Entries*		#NAME?	-	-	#NAME? -
NYC CHANCELLOR'S OFFICE		#NAME?	-	-	#NAME? -
-		#NAME?	-	-	#NAME? -
-		#NAME?	-	-	#NAME? -
-		#NAME?	-	-	#NAME? -
-		#NAME?	-	-	#NAME? -
-		#NAME?	-	-	#NAME? -
-		#NAME?	-	-	#NAME? -
-		#NAME?	-	-	#NAME? -
-		#NAME?	-	-	#NAME? -
-		#NAME?	-	-	#NAME? -
-		#NAME?	-	-	#NAME? -
-		#NAME?	-	-	#NAME? -
-		#NAME?	-	-	#NAME? -
ALL OTHER School Districts: ( Count = 0 )		#NAME?	-	-	#NAME? -
TOTAL ENROLLMENT		#NAME?	-	-	#NAME? -
REVENUE PER PUPIL		#NAME?	-	-	#NAME? -
EXPENSES PER PUPIL		#NAME?	-	-	#NAME? -

**GIRLS PREPARATORY CHARTER SCHOOL**

**Budget / Operating Plan**

**2016-17**

Total Revenue	-	-	-	#NAME?	#NAME?	-	-
Total Expenses	-	-	-	#NAME?	#NAME?	-	-
Net Income	-	-	-	#NAME?	#NAME?	-	-
Actual Student Enrollment	-	-	-			-	-

**TOTALS AND VARIANCE ANALYSIS**

*NOTE: Enrollment, Revenue and Expenditure Data IN the 'Total and Variance Analysis' Section is Based on LAST ACTUAL Quarter Completed		Actual	Current Budget (Current Quarter)	Actual vs. Current Budget	Current Budget - TY	Actual vs. Current Budget TY	Original Budget (Current Quarter)	Actual vs. Original Budget
<b>REVENUE</b>								
<b>REVENUES FROM STATE SOURCES</b>								
Per Pupil Revenue	CY Per Pupil Rate							
NYC CHANCELLOR'S OFFICE	#NAME?	-	-	-	#NAME?	#NAME?	-	-
-	#N/A	-	-	-	#NAME?	#NAME?	-	-
-	#N/A	-	-	-	#NAME?	#NAME?	-	-
-	#N/A	-	-	-	#NAME?	#NAME?	-	-
-	#N/A	-	-	-	#NAME?	#NAME?	-	-
-	#N/A	-	-	-	#NAME?	#NAME?	-	-
-	#N/A	-	-	-	#NAME?	#NAME?	-	-
-	#N/A	-	-	-	#NAME?	#NAME?	-	-
-	#N/A	-	-	-	#NAME?	#NAME?	-	-
-	#N/A	-	-	-	#NAME?	#NAME?	-	-
-	#N/A	-	-	-	#NAME?	#NAME?	-	-
-	#N/A	-	-	-	#NAME?	#NAME?	-	-
-	#N/A	-	-	-	#NAME?	#NAME?	-	-
-	#N/A	-	-	-	#NAME?	#NAME?	-	-
-	#N/A	-	-	-	#NAME?	#NAME?	-	-
-	#N/A	-	-	-	#NAME?	#NAME?	-	-
ALL OTHER School Districts: ( Count = 0 )	#N/A	-	-	-	#NAME?	#NAME?	-	-
TOTAL Per Pupil Revenue (Weighted Average Per Pupil Funding)	#NAME?	-	-	-	#NAME?	#NAME?	-	-
Special Education Revenue		-	-	-	#NAME?	#NAME?	-	-
Grants								
Stimulus		-	-	-	#NAME?	#NAME?	-	-
DYCD (Department of Youth and Community Development)		-	-	-	#NAME?	#NAME?	-	-
Other		-	-	-	#NAME?	#NAME?	-	-
Other		-	-	-	#NAME?	#NAME?	-	-
TOTAL REVENUE FROM STATE SOURCES		-	-	-	#NAME?	#NAME?	-	-
<b>REVENUE FROM FEDERAL FUNDING</b>								
IDEA Special Needs		-	-	-	#NAME?	#NAME?	-	-
Title I		-	-	-	#NAME?	#NAME?	-	-
Title Funding - Other		-	-	-	#NAME?	#NAME?	-	-
School Food Service (Free Lunch)		-	-	-	#NAME?	#NAME?	-	-
Grants								
Charter School Program (CSP) Planning & Implementation		-	-	-	#NAME?	#NAME?	-	-
Other		-	-	-	#NAME?	#NAME?	-	-
Other		-	-	-	#NAME?	#NAME?	-	-
TOTAL REVENUE FROM FEDERAL SOURCES		-	-	-	#NAME?	#NAME?	-	-
<b>LOCAL and OTHER REVENUE</b>								
Contributions and Donations		-	-	-	#NAME?	#NAME?	-	-
Fundraising		-	-	-	#NAME?	#NAME?	-	-
Erate Reimbursement		-	-	-	#NAME?	#NAME?	-	-
Earnings on Investments		-	-	-	#NAME?	#NAME?	-	-
Interest Income		-	-	-	#NAME?	#NAME?	-	-
Food Service (Income from meals)		-	-	-	#NAME?	#NAME?	-	-
Text Book		-	-	-	#NAME?	#NAME?	-	-
OTHER		-	-	-	#NAME?	#NAME?	-	-
TOTAL REVENUE FROM LOCAL and OTHER SOURCES		-	-	-	#NAME?	#NAME?	-	-
<b>TOTAL REVENUE</b>		-	-	-	#NAME?	#NAME?	-	-

**GIRLS PREPARATORY CHARTER SCHOOL**

**Budget / Operating Plan**

**2016-17**

<b>Total Revenue</b>	-	-	-	#NAME?	#NAME?	-	-
<b>Total Expenses</b>	-	-	-	#NAME?	#NAME?	-	-
<b>Net Income</b>	-	-	-	#NAME?	#NAME?	-	-
<b>Actual Student Enrollment</b>	-	-	-			-	-

**TOTALS AND VARIANCE ANALYSIS**

<b>*NOTE: Enrollment, Revenue and Expenditure Data IN the 'Total and Variance Analysis' Section is Based on LAST ACTUAL Quarter Completed</b>	<b>Actual</b>		<b>Current Budget (Current Quarter)</b>		<b>Actual vs. Current Budget</b>	<b>Actual vs. Current Budget TY</b>		<b>Original Budget (Current Quarter)</b>	<b>Actual vs. Original Budget</b>

**EXPENSES**

<b>ADMINISTRATIVE STAFF PERSONNEL COSTS</b>		Quarter 0 No. of Positions							
Executive Management	#NAME?		-	-	-	#NAME?	#NAME?	-	-
Instructional Management	#NAME?		-	-	-	#NAME?	#NAME?	-	-
Deans, Directors & Coordinators	#NAME?		-	-	-	#NAME?	#NAME?	-	-
CFO / Director of Finance	#NAME?		-	-	-	#NAME?	#NAME?	-	-
Operation / Business Manager	#NAME?		-	-	-	#NAME?	#NAME?	-	-
Administrative Staff	#NAME?		-	-	-	#NAME?	#NAME?	-	-
<b>TOTAL ADMINISTRATIVE STAFF</b>	#NAME?		-	-	-	#NAME?	#NAME?	-	-
<b>INSTRUCTIONAL PERSONNEL COSTS</b>									
Teachers - Regular	#NAME?		-	-	-	#NAME?	#NAME?	-	-
Teachers - SPED	#NAME?		-	-	-	#NAME?	#NAME?	-	-
Substitute Teachers	#NAME?		-	-	-	#NAME?	#NAME?	-	-
Teaching Assistants	#NAME?		-	-	-	#NAME?	#NAME?	-	-
Specialty Teachers	#NAME?		-	-	-	#NAME?	#NAME?	-	-
Aides	#NAME?		-	-	-	#NAME?	#NAME?	-	-
Therapists & Counselors	#NAME?		-	-	-	#NAME?	#NAME?	-	-
Other	#NAME?		-	-	-	#NAME?	#NAME?	-	-
<b>TOTAL INSTRUCTIONAL</b>	#NAME?		-	-	-	#NAME?	#NAME?	-	-
<b>NON-INSTRUCTIONAL PERSONNEL COSTS</b>									
Nurse	#NAME?		-	-	-	#NAME?	#NAME?	-	-
Librarian	#NAME?		-	-	-	#NAME?	#NAME?	-	-
Custodian	#NAME?		-	-	-	#NAME?	#NAME?	-	-
Security	#NAME?		-	-	-	#NAME?	#NAME?	-	-
Other	#NAME?		-	-	-	#NAME?	#NAME?	-	-
<b>TOTAL NON-INSTRUCTIONAL</b>	#NAME?		-	-	-	#NAME?	#NAME?	-	-
<b>SUBTOTAL PERSONNEL SERVICE COSTS</b>	#NAME?		-	-	-	#NAME?	#NAME?	-	-
<b>PAYROLL TAXES AND BENEFITS</b>									
Payroll Taxes			-	-	-	#NAME?	#NAME?	-	-
Fringe / Employee Benefits			-	-	-	#NAME?	#NAME?	-	-
Retirement / Pension			-	-	-	#NAME?	#NAME?	-	-
<b>TOTAL PAYROLL TAXES AND BENEFITS</b>			-	-	-	#NAME?	#NAME?	-	-
<b>TOTAL PERSONNEL SERVICE COSTS</b>	#NAME?		-	-	-	#NAME?	#NAME?	-	-
<b>CONTRACTED SERVICES</b>									
Accounting / Audit			-	-	-	#NAME?	#NAME?	-	-
Legal			-	-	-	#NAME?	#NAME?	-	-
Management Company Fee			-	-	-	#NAME?	#NAME?	-	-
Nurse Services			-	-	-	#NAME?	#NAME?	-	-
Food Service / School Lunch			-	-	-	#NAME?	#NAME?	-	-
Payroll Services			-	-	-	#NAME?	#NAME?	-	-
Special Ed Services			-	-	-	#NAME?	#NAME?	-	-
Titlement Services (i.e. Title I)			-	-	-	#NAME?	#NAME?	-	-
Other Purchased / Professional / Consulting			-	-	-	#NAME?	#NAME?	-	-
<b>TOTAL CONTRACTED SERVICES</b>			-	-	-	#NAME?	#NAME?	-	-

				GIRLS PREPARATORY CHARTER SCHOOL			
				Budget / Operating Plan			
				2016-17			
Total Revenue	-	-	-	#NAME?	#NAME?	-	-
Total Expenses	-	-	-	#NAME?	#NAME?	-	-
Net Income	-	-	-	#NAME?	#NAME?	-	-
Actual Student Enrollment	-	-	-			-	-
				TOTALS AND VARIANCE ANALYSIS			
*NOTE: Enrollment, Revenue and Expenditure Data IN the 'Total and Variance Analysis' Section is Based on LAST ACTUAL Quarter Completed				Actual	Current Budget (Current Quarter)	Actual vs. Current Budget	Original Budget (Current Quarter)
				Actual	Current Budget	Current Budget - TY	Actual vs. Current Budget TY
<b>SCHOOL OPERATIONS</b>							
Board Expenses	-	-	-	#NAME?	#NAME?	-	-
Classroom / Teaching Supplies & Materials	-	-	-	#NAME?	#NAME?	-	-
Special Ed Supplies & Materials	-	-	-	#NAME?	#NAME?	-	-
Textbooks / Workbooks	-	-	-	#NAME?	#NAME?	-	-
Supplies & Materials other	-	-	-	#NAME?	#NAME?	-	-
Equipment / Furniture	-	-	-	#NAME?	#NAME?	-	-
Telephone	-	-	-	#NAME?	#NAME?	-	-
Technology	-	-	-	#NAME?	#NAME?	-	-
Student Testing & Assessment	-	-	-	#NAME?	#NAME?	-	-
Field Trips	-	-	-	#NAME?	#NAME?	-	-
Transportation (student)	-	-	-	#NAME?	#NAME?	-	-
Student Services - other	-	-	-	#NAME?	#NAME?	-	-
Office Expense	-	-	-	#NAME?	#NAME?	-	-
Staff Development	-	-	-	#NAME?	#NAME?	-	-
Staff Recruitment	-	-	-	#NAME?	#NAME?	-	-
Student Recruitment / Marketing	-	-	-	#NAME?	#NAME?	-	-
School Meals / Lunch	-	-	-	#NAME?	#NAME?	-	-
Travel (Staff)	-	-	-	#NAME?	#NAME?	-	-
Fundraising	-	-	-	#NAME?	#NAME?	-	-
Other	-	-	-	#NAME?	#NAME?	-	-
TOTAL SCHOOL OPERATIONS	-	-	-	#NAME?	#NAME?	-	-
<b>FACILITY OPERATION &amp; MAINTENANCE</b>							
Insurance	-	-	-	#NAME?	#NAME?	-	-
Janitorial	-	-	-	#NAME?	#NAME?	-	-
Building and Land Rent / Lease / Facility Finance Interest	-	-	-	#NAME?	#NAME?	-	-
Repairs & Maintenance	-	-	-	#NAME?	#NAME?	-	-
Equipment / Furniture	-	-	-	#NAME?	#NAME?	-	-
Security	-	-	-	#NAME?	#NAME?	-	-
Utilities	-	-	-	#NAME?	#NAME?	-	-
TOTAL FACILITY OPERATION & MAINTENANCE	-	-	-	#NAME?	#NAME?	-	-
<b>DEPRECIATION &amp; AMORTIZATION</b>				-	-	-	-
<b>RESERVES / CONTINGENCY</b>				-	-	-	-
TOTAL EXPENSES	-	-	-	#NAME?	#NAME?	-	-
NET INCOME	-	-	-	#NAME?	#NAME?	-	-

GIRLS PREPARATORY CHARTER SCHOOL  
Budget / Operating Plan

Total Revenue	-	-	-	#NAME?	#NAME?	-	-
Total Expenses	-	-	-	#NAME?	#NAME?	-	-
Net Income	-	-	-	#NAME?	#NAME?	-	-
Actual Student Enrollment	-	-	-			-	-

2016-17

\*NOTE: Enrollment, Revenue and Expenditure Data IN the 'Total and Variance Analysis' Section is Based on LAST ACTUAL Quarter Completed

TOTALS AND VARIANCE ANALYSIS

*NOTE: Enrollment, Revenue and Expenditure Data IN the 'Total and Variance Analysis' Section is Based on LAST ACTUAL Quarter Completed	Actual vs.		Actual vs.		Actual vs.		
	Actual	Current Budget (Current Quarter)	Current Budget	Current Budget - TY	Current Budget TY	Original Budget (Current Quarter)	Original Budget
ENROLLMENT - *School Districts Are Linked To Above Entries*	* Enrollment Data Based on Last Actual Quarter Completed						
NYC CHANCELLOR'S OFFICE	-	-	-			-	-
-	-	-	-			-	-
-	-	-	-			-	-
-	-	-	-			-	-
-	-	-	-			-	-
-	-	-	-			-	-
-	-	-	-			-	-
-	-	-	-			-	-
-	-	-	-			-	-
-	-	-	-			-	-
-	-	-	-			-	-
-	-	-	-			-	-
-	-	-	-			-	-
-	-	-	-			-	-
-	-	-	-			-	-
-	-	-	-			-	-
-	-	-	-			-	-
ALL OTHER School Districts: ( Count = 0 )	-	-	-			-	-
TOTAL ENROLLMENT	-	-	-			-	-
REVENUE PER PUPIL	-	-	-			-	-
EXPENSES PER PUPIL	-	-	-			-	-

OF THE BRONX

Total Revenue	#NAME?	#NAME?	-	-
Total Expenses	12,937,292	12,937,292	-	-
Net Income	#NAME?	#NAME?	-	-
Actual Student Enrollment			-	
		5		
*NOTE: Enrollment, Revenue and Expenditure Data IN the 'Total and Variance Analysis' Section is Based on LAST ACTUAL Quarter Completed		Actual vs. Original Budget TY	PY Actual (PY TY / No. of COMPLETED Actual CY Quarters	Actual CY vs. Actual PY
<b>REVENUE</b>				
<b>REVENUES FROM STATE SOURCES</b>				
Per Pupil Revenue	CY Per Pupil Rate			
NYC CHANCELLOR'S OFFICE	#NAME?	#NAME?	-	-
-	#N/A	#N/A	-	-
-	#N/A	#N/A	-	-
-	#N/A	#N/A	-	-
-	#N/A	#N/A	-	-
-	#N/A	#N/A	-	-
-	#N/A	#N/A	-	-
-	#N/A	#N/A	-	-
-	#N/A	#N/A	-	-
-	#N/A	#N/A	-	-
-	#N/A	#N/A	-	-
-	#N/A	#N/A	-	-
-	#N/A	#N/A	-	-
-	#N/A	#N/A	-	-
-	#N/A	#N/A	-	-
ALL OTHER School Districts: ( Count = 0 )	#N/A	#N/A	-	-
TOTAL Per Pupil Revenue (Weighted Average Per Pupil Funding)	#NAME?	#NAME?	-	-
Special Education Revenue	1,527,374	(1,527,374)	-	-
Grants				
Stimulus	-	-	-	-
DYCD (Department of Youth and Community Development)	250,330	(250,330)	-	-
Other	316,050	(316,050)	-	-
Other	-	-	-	-
TOTAL REVENUE FROM STATE SOURCES	#NAME?	#NAME?	-	-
<b>REVENUE FROM FEDERAL FUNDING</b>				
IDEA Special Needs	78,708	(78,708)	-	-
Title I	459,750	(459,750)	-	-
Title Funding - Other	11,025	(11,025)	-	-
School Food Service (Free Lunch)	-	-	-	-
Grants				
Charter School Program (CSP) Planning & Implementation	-	-	-	-
Other	-	-	-	-
Other	-	-	-	-
TOTAL REVENUE FROM FEDERAL SOURCES	549,483	(549,483)	-	-
<b>LOCAL and OTHER REVENUE</b>				
Contributions and Donations	-	-	-	-
Fundraising	-	-	-	-
Erate Reimbursement	28,278	(28,278)	-	-
Earnings on Investments	-	-	-	-
Interest Income	-	-	-	-
Food Service (Income from meals)	-	-	-	-
Text Book	58,418	(58,418)	-	-
OTHER	-	-	-	-
TOTAL REVENUE FROM LOCAL and OTHER SOURCES	86,696	(86,696)	-	-
<b>TOTAL REVENUE</b>	#NAME?	#NAME?	-	-

OF THE BRONX				
--------------	--	--	--	--

Total Revenue	#NAME?	#NAME?	-	-
Total Expenses	12,937,292	12,937,292	-	-
Net Income	#NAME?	#NAME?	-	-
Actual Student Enrollment			-	

		5		
*NOTE: Enrollment, Revenue and Expenditure Data IN the 'Total and Variance Analysis' Section is Based on LAST ACTUAL Quarter Completed			Actual vs. Original Budget TY	P Y Actual (P Y TY / No. of COMPLETED Actual CY Quarters
			Original Budget - TY	Actual CY vs. Actual PY

<b>EXPENSES</b>		Quarter 0		
<b>ADMINISTRATIVE STAFF PERSONNEL COSTS</b>		No. of Positions		
Executive Management	#NAME?	-	-	-
Instructional Management	#NAME?	272,365	272,365	-
Deans, Directors & Coordinators	#NAME?	855,135	855,135	-
CFO / Director of Finance	#NAME?	-	-	-
Operation / Business Manager	#NAME?	178,741	178,741	-
Administrative Staff	#NAME?	326,543	326,543	-
TOTAL ADMINISTRATIVE STAFF	#NAME?	1,632,784	1,632,784	-
<b>INSTRUCTIONAL PERSONNEL COSTS</b>				
Teachers - Regular	#NAME?	3,516,295	3,516,295	-
Teachers - SPED	#NAME?	965,593	965,593	-
Substitute Teachers	#NAME?	-	-	-
Teaching Assistants	#NAME?	187,475	187,475	-
Specialty Teachers	#NAME?	958,083	958,083	-
Aides	#NAME?	171,571	171,571	-
Therapists & Counselors	#NAME?	208,923	208,923	-
Other	#NAME?	321,830	321,830	-
TOTAL INSTRUCTIONAL	#NAME?	6,329,770	6,329,770	-
<b>NON-INSTRUCTIONAL PERSONNEL COSTS</b>				
Nurse	#NAME?	-	-	-
Librarian	#NAME?	-	-	-
Custodian	#NAME?	-	-	-
Security	#NAME?	-	-	-
Other	#NAME?	-	-	-
TOTAL NON-INSTRUCTIONAL	#NAME?	-	-	-
<b>SUBTOTAL PERSONNEL SERVICE COSTS</b>		#NAME?	7,962,554	7,962,554
<b>PAYROLL TAXES AND BENEFITS</b>				
Payroll Taxes		674,756	674,756	-
Fringe / Employee Benefits		1,051,653	1,051,653	-
Retirement / Pension		238,877	238,877	-
TOTAL PAYROLL TAXES AND BENEFITS		1,965,286	1,965,286	-
<b>TOTAL PERSONNEL SERVICE COSTS</b>		#NAME?	9,927,840	9,927,840
<b>CONTRACTED SERVICES</b>				
Accounting / Audit		14,470	14,470	-
Legal		-	-	-
Management Company Fee		1,275,107	1,275,107	-
Nurse Services		-	-	-
Food Service / School Lunch		-	-	-
Payroll Services		19,171	19,171	-
Special Ed Services		7,000	7,000	-
Titlement Services (i.e. Title I)		-	-	-
Other Purchased / Professional / Consulting		96,495	96,495	-
TOTAL CONTRACTED SERVICES		1,412,243	1,412,243	-

OF THE BRONX

Total Revenue	#NAME?	#NAME?	-	-
Total Expenses	12,937,292	12,937,292	-	-
Net Income	#NAME?	#NAME?	-	-
Actual Student Enrollment			-	
5				
*NOTE: Enrollment, Revenue and Expenditure Data IN the 'Total and Variance Analysis' Section is Based on LAST ACTUAL Quarter Completed				
	Original Budget - TY	Actual vs. Original Budget TY	PY Actual (PY TY / No. of COMPLETED Actual CY Quarters	Actual CY vs. Actual PY
<b>SCHOOL OPERATIONS</b>				
Board Expenses	100	100	-	-
Classroom / Teaching Supplies & Materials	133,500	133,500	-	-
Special Ed Supplies & Materials	20,000	20,000	-	-
Textbooks / Workbooks	181,484	181,484	-	-
Supplies & Materials other	-	-	-	-
Equipment / Furniture	57,172	57,172	-	-
Telephone	78,648	78,648	-	-
Technology	126,955	126,955	-	-
Student Testing & Assessment	8,500	8,500	-	-
Field Trips	40,000	40,000	-	-
Transportation (student)	-	-	-	-
Student Services - other	205,006	205,006	-	-
Office Expense	99,580	99,580	-	-
Staff Development	190,960	190,960	-	-
Staff Recruitment	20,000	20,000	-	-
Student Recruitment / Marketing	-	-	-	-
School Meals / Lunch	62,818	62,818	-	-
Travel (Staff)	11,400	11,400	-	-
Fundraising	-	-	-	-
Other	1,250	1,250	-	-
TOTAL SCHOOL OPERATIONS	1,237,373	1,237,373	-	-
<b>FACILITY OPERATION &amp; MAINTENANCE</b>				
Insurance	54,500	54,500	-	-
Janitorial	-	-	-	-
Building and Land Rent / Lease / Facility Finance Interest	-	-	-	-
Repairs & Maintenance	13,000	13,000	-	-
Equipment / Furniture	-	-	-	-
Security	-	-	-	-
Utilities	-	-	-	-
TOTAL FACILITY OPERATION & MAINTENANCE	67,500	67,500	-	-
<b>DEPRECIATION &amp; AMORTIZATION</b>	292,336	292,336	-	-
<b>RESERVES / CONTINGENCY</b>	-	-	-	-
<b>TOTAL EXPENSES</b>	<b>12,937,292</b>	<b>12,937,292</b>	-	-
<b>NET INCOME</b>	#NAME?	#NAME?	-	-



OF THE BRONX

Total Revenue	#NAME?	#NAME?	-	-
Total Expenses	12,937,292	12,937,292	-	-
Net Income	#NAME?	#NAME?	-	-
Actual Student Enrollment			-	
		5		
*NOTE: Enrollment, Revenue and Expenditure Data IN the 'Total and Variance Analysis' Section is Based on LAST ACTUAL Quarter Completed		Actual vs. Original Budget - TY	PY Actual (PY TY / No. of COMPLETED Actual CY Quarters	Actual CY vs. Actual PY

ENROLLMENT - *School Districts Are Linked To Above Entries*				
NYC CHANCELLOR'S OFFICE			-	-
-			-	-
-			-	-
-			-	-
-			-	-
-			-	-
-			-	-
-			-	-
-			-	-
-			-	-
-			-	-
-			-	-
-			-	-
-			-	-
ALL OTHER School Districts: ( Count = 0 )			-	-
TOTAL ENROLLMENT			-	-
REVENUE PER PUPIL			-	-
EXPENSES PER PUPIL			-	-



**Charter Schools Institute**  
The State University of New York

**Annual Report Requirement**  
*for SUNY Authorized Charter Schools*

**GIRLS PREPARATORY CHARTER SCHOOL OF THE BRONX**  
**2016-17**

Administrative  
expenditures per pupil:

\$0.00

Per NYS Statute

Administrative expenditures per pupil: the sum of all general administration salaries and other general administration expenditures divided by the total number of enrolled students. Employee benefit costs or expenditures should not be reported here.

**\*NOTE: THIS TAB ONLY NEEDS TO BE COMPLETED FOR Q4**

<b>Disclosure of Financial Interest by a Current or Proposed Charter School Education Corporation Trustee</b>
---

**Trustee Name:**  
**Curry Boykin**

---

**Name of Charter School Education Corporation (for an unmerged school, this is the Charter School Name):**

**Public Prep Academies**

1. List all positions held on the education corporation board (e.g., president, treasurer, parent representative).

2. Is the trustee an employee of any school operated by the Education Corporation?  
\_\_\_\_ Yes **X No**

If **Yes**, for each school, please provide a description of the position(s) you hold, your responsibilities, your salary and your start date.

3. Is the trustee an employee or agent of the Management Company or institutional partner of the charter school(s) governed by the Education Corporation?  
\_\_\_\_ Yes **X No**

If **Yes**, for each school, please provide a description of the position(s) you hold, your responsibilities, your salary and your start date.

4. Identify each interest/transaction (and provide the requested information) that you or any of your immediate family members or any persons who live with you in your house have held or engaged in with the charter school(s) governed by the Education Corporation during the time you have served on the board, and in the six-month period prior to such service. If there has been no such financial interest or transaction, write **None**. Please note that if you answered **Yes** to Questions 2-4 above, you need not disclose again your employment status, salary, etc.

<b>Date(s)</b>	<b>Nature of Financial Interest/Transaction</b>	<b>Steps taken to avoid a conflict of interest, (e.g., did not vote, did not participate in discussion)</b>	<b>Name of person holding interest or engaging in transaction and relationship to yourself</b>
	<b>None</b>		

5. Identify each individual, business, corporation, union association, firm, partnership, committee proprietorship, franchise holding company, joint stock company, business or real estate trust, non-profit organization, or other organization or group of people doing business with the school(s) governed by the Education Corporation **and** in which such entity, during the time of your tenure as a trustee, you and/or your immediate family member(s) or person(s) living in your house had a financial interest or other relationship. If you are a member, director, officer or employee of an organization formally partnered with the school(s) that is/are doing business with the school(s) through a management or services agreement, please identify only the name of the organization, your position in the organization, and the relationship between such organization and the school(s). If there was no financial interest, write **None**.

Organization conducting business with the school(s)	Nature of business conducted	Approximate value of the business conducted	Name of Trustee and/or immediate family member of household holding an interest in the organization conducting business with the school(s) and the nature of the interest	Steps Taken to Avoid Conflict of Interest
			<b>None</b>	


---

Signature

---

Date

*Please note that this document is considered a public record and as such, may be made available to members of the public upon request under the Freedom of Information Law. Personal contact information provided below will be redacted.*



<b>Disclosure of Financial Interest by a Current or Proposed Charter School Education Corporation Trustee</b>
---

**Trustee Name:**  
**Eric Grannis**

---

**Name of Charter School Education Corporation (for an unmerged school, this is the Charter School Name):**

**Public Prep Academies**

1. List all positions held on the education corporation board (e.g., president, treasurer, parent representative).

2. Is the trustee an employee of any school operated by the Education Corporation?  
\_\_\_\_ Yes **X No**

If **Yes**, for each school, please provide a description of the position(s) you hold, your responsibilities, your salary and your start date.

3. Is the trustee an employee or agent of the Management Company or institutional partner of the charter school(s) governed by the Education Corporation?  
\_\_\_\_ Yes **X No**

If **Yes**, for each school, please provide a description of the position(s) you hold, your responsibilities, your salary and your start date.

4. Identify each interest/transaction (and provide the requested information) that you or any of your immediate family members or any persons who live with you in your house have held or engaged in with the charter school(s) governed by the Education Corporation during the time you have served on the board, and in the six-month period prior to such service. If there has been no such financial interest or transaction, write **None**. Please note that if you answered **Yes** to Questions 2-4 above, you need not disclose again your employment status, salary, etc.

<b>Date(s)</b>	<b>Nature of Financial Interest/Transaction</b>	<b>Steps taken to avoid a conflict of interest, (e.g., did not vote, did not participate in discussion)</b>	<b>Name of person holding interest or engaging in transaction and relationship to yourself</b>
	<b>None</b>		

5. Identify each individual, business, corporation, union association, firm, partnership, committee proprietorship, franchise holding company, joint stock company, business or real estate trust, non-profit organization, or other organization or group of people doing business with the school(s) governed by the Education Corporation **and** in which such entity, during the time of your tenure as a trustee, you and/or your immediate family member(s) or person(s) living in your house had a financial interest or other relationship. If you are a member, director, officer or employee of an organization formally partnered with the school(s) that is/are doing business with the school(s) through a management or services agreement, please identify only the name of the organization, your position in the organization, and the relationship between such organization and the school(s). If there was no financial interest, write **None**.

Organization conducting business with the school(s)	Nature of business conducted	Approximate value of the business conducted	Name of Trustee and/or immediate family member of household holding an interest in the organization conducting business with the school(s) and the nature of the interest	Steps Taken to Avoid Conflict of Interest
		<b>None</b>		


---

Signature

---

Date

*Please note that this document is considered a public record and as such, may be made available to members of the public upon request under the Freedom of Information Law. Personal contact information provided below will be redacted.*



<b>Disclosure of Financial Interest by a Current or Proposed Charter School Education Corporation Trustee</b>
---

**Trustee Name:**  
**Eric Grannis**

---

**Name of Charter School Education Corporation (for an unmerged school, this is the Charter School Name):**

**Public Prep Academies**

1. List all positions held on the education corporation board (e.g., president, treasurer, parent representative).

2. Is the trustee an employee of any school operated by the Education Corporation?  
\_\_\_\_ Yes **X No**

If **Yes**, for each school, please provide a description of the position(s) you hold, your responsibilities, your salary and your start date.

3. Is the trustee an employee or agent of the Management Company or institutional partner of the charter school(s) governed by the Education Corporation?  
\_\_\_\_ Yes **X No**

If **Yes**, for each school, please provide a description of the position(s) you hold, your responsibilities, your salary and your start date.

4. Identify each interest/transaction (and provide the requested information) that you or any of your immediate family members or any persons who live with you in your house have held or engaged in with the charter school(s) governed by the Education Corporation during the time you have served on the board, and in the six-month period prior to such service. If there has been no such financial interest or transaction, write **None**. Please note that if you answered **Yes** to Questions 2-4 above, you need not disclose again your employment status, salary, etc.

<b>Date(s)</b>	<b>Nature of Financial Interest/Transaction</b>	<b>Steps taken to avoid a conflict of interest, (e.g., did not vote, did not participate in discussion)</b>	<b>Name of person holding interest or engaging in transaction and relationship to yourself</b>
	<b>None</b>		

5. Identify each individual, business, corporation, union association, firm, partnership, committee proprietorship, franchise holding company, joint stock company, business or real estate trust, non-profit organization, or other organization or group of people doing business with the school(s) governed by the Education Corporation **and** in which such entity, during the time of your tenure as a trustee, you and/or your immediate family member(s) or person(s) living in your house had a financial interest or other relationship. If you are a member, director, officer or employee of an organization formally partnered with the school(s) that is/are doing business with the school(s) through a management or services agreement, please identify only the name of the organization, your position in the organization, and the relationship between such organization and the school(s). If there was no financial interest, write **None**.

Organization conducting business with the school(s)	Nature of business conducted	Approximate value of the business conducted	Name of Trustee and/or immediate family member of household holding an interest in the organization conducting business with the school(s) and the nature of the interest	Steps Taken to Avoid Conflict of Interest
		None		


---

Signature

---

Date

*Please note that this document is considered a public record and as such, may be made available to members of the public upon request under the Freedom of Information Law. Personal contact information provided below will be redacted.*





<b>Disclosure of Financial Interest by a Current or Proposed Charter School Education Corporation Trustee</b>
---

**Trustee Name:**  
**Nicole Kail Greene**

---

**Name of Charter School Education Corporation (for an unmerged school, this is the Charter School Name):**

**Public Prep Academies**

1. List all positions held on the education corporation board (e.g., president, treasurer, parent representative).

2. Is the trustee an employee of any school operated by the Education Corporation?  
\_\_\_\_ Yes **X No**

If **Yes**, for each school, please provide a description of the position(s) you hold, your responsibilities, your salary and your start date.

3. Is the trustee an employee or agent of the Management Company or institutional partner of the charter school(s) governed by the Education Corporation?  
\_\_\_\_ Yes **X No**

If **Yes**, for each school, please provide a description of the position(s) you hold, your responsibilities, your salary and your start date.

4. Identify each interest/transaction (and provide the requested information) that you or any of your immediate family members or any persons who live with you in your house have held or engaged in with the charter school(s) governed by the Education Corporation during the time you have served on the board, and in the six-month period prior to such service. If there has been no such financial interest or transaction, write **None**. Please note that if you answered **Yes** to Questions 2-4 above, you need not disclose again your employment status, salary, etc.

<b>Date(s)</b>	<b>Nature of Financial Interest/Transaction</b>	<b>Steps taken to avoid a conflict of interest, (e.g., did not vote, did not participate in discussion)</b>	<b>Name of person holding interest or engaging in transaction and relationship to yourself</b>
	<b>None</b>		

5. Identify each individual, business, corporation, union association, firm, partnership, committee proprietorship, franchise holding company, joint stock company, business or real estate trust, non-profit organization, or other organization or group of people doing business with the school(s) governed by the Education Corporation **and** in which such entity, during the time of your tenure as a trustee, you and/or your immediate family member(s) or person(s) living in your house had a financial interest or other relationship. If you are a member, director, officer or employee of an organization formally partnered with the school(s) that is/are doing business with the school(s) through a management or services agreement, please identify only the name of the organization, your position in the organization, and the relationship between such organization and the school(s). If there was no financial interest, write **None**.

Organization conducting business with the school(s)	Nature of business conducted	Approximate value of the business conducted	Name of Trustee and/or immediate family member of household holding an interest in the organization conducting business with the school(s) and the nature of the interest	Steps Taken to Avoid Conflict of Interest
		<b>None</b>		

---

Signature

Date

*Please note that this document is considered a public record and as such, may be made available to members of the public upon request under the Freedom of Information Law. Personal contact information provided below will be redacted.*

**Business Telephone:**

**Business Address:**

**E-mail Address:**

**Home Telephone:**

**Home Address:**

<b>Disclosure of Financial Interest by a Current or Proposed Charter School Education Corporation Trustee</b>
---

**Trustee Name:**  
**Ramsey Lyons**

---

**Name of Charter School Education Corporation (for an unmerged school, this is the Charter School Name):**

**Public Prep Academies**

1. List all positions held on the education corporation board (e.g., president, treasurer, parent representative).

2. Is the trustee an employee of any school operated by the Education Corporation?  
\_\_\_\_ Yes **X No**

If **Yes**, for each school, please provide a description of the position(s) you hold, your responsibilities, your salary and your start date.

3. Is the trustee an employee or agent of the Management Company or institutional partner of the charter school(s) governed by the Education Corporation?  
\_\_\_\_ Yes **X No**

If **Yes**, for each school, please provide a description of the position(s) you hold, your responsibilities, your salary and your start date.

4. Identify each interest/transaction (and provide the requested information) that you or any of your immediate family members or any persons who live with you in your house have held or engaged in with the charter school(s) governed by the Education Corporation during the time you have served on the board, and in the six-month period prior to such service. If there has been no such financial interest or transaction, write **None**. Please note that if you answered **Yes** to Questions 2-4 above, you need not disclose again your employment status, salary, etc.

<b>Date(s)</b>	<b>Nature of Financial Interest/Transaction</b>	<b>Steps taken to avoid a conflict of interest, (e.g., did not vote, did not participate in discussion)</b>	<b>Name of person holding interest or engaging in transaction and relationship to yourself</b>
	<b>None</b>		

5. Identify each individual, business, corporation, union association, firm, partnership, committee proprietorship, franchise holding company, joint stock company, business or real estate trust, non-profit organization, or other organization or group of people doing business with the school(s) governed by the Education Corporation **and** in which such entity, during the time of your tenure as a trustee, you and/or your immediate family member(s) or person(s) living in your house had a financial interest or other relationship. If you are a member, director, officer or employee of an organization formally partnered with the school(s) that is/are doing business with the school(s) through a management or services agreement, please identify only the name of the organization, your position in the organization, and the relationship between such organization and the school(s). If there was no financial interest, write **None**.

Organization conducting business with the school(s)	Nature of business conducted	Approximate value of the business conducted	Name of Trustee and/or immediate family member of household holding an interest in the organization conducting business with the school(s) and the nature of the interest	Steps Taken to Avoid Conflict of Interest
		<b>None</b>		

---

Signature

Date

*Please note that this document is considered a public record and as such, may be made available to members of the public upon request under the Freedom of Information Law. Personal contact information provided below will be redacted.*

**[REDACTED]**

**Business Address:**

**E-mail Address:**

**Home Telephone:**

**Home Address:**

<b>Disclosure of Financial Interest by a Current or Proposed Charter School Education Corporation Trustee</b>
---

**Trustee Name:**  
**H. Melvin Ming**

---

**Name of Charter School Education Corporation (for an unmerged school, this is the Charter School Name):**

**Public Prep Academies**

1. List all positions held on the education corporation board (e.g., president, treasurer, parent representative).

2. Is the trustee an employee of any school operated by the Education Corporation?  
\_\_\_\_ Yes **X No**

If **Yes**, for each school, please provide a description of the position(s) you hold, your responsibilities, your salary and your start date.

3. Is the trustee an employee or agent of the Management Company or institutional partner of the charter school(s) governed by the Education Corporation?  
\_\_\_\_ Yes **X No**

If **Yes**, for each school, please provide a description of the position(s) you hold, your responsibilities, your salary and your start date.

4. Identify each interest/transaction (and provide the requested information) that you or any of your immediate family members or any persons who live with you in your house have held or engaged in with the charter school(s) governed by the Education Corporation during the time you have served on the board, and in the six-month period prior to such service. If there has been no such financial interest or transaction, write **None**. Please note that if you answered **Yes** to Questions 2-4 above, you need not disclose again your employment status, salary, etc.

<b>Date(s)</b>	<b>Nature of Financial Interest/Transaction</b>	<b>Steps taken to avoid a conflict of interest, (e.g., did not vote, did not participate in discussion)</b>	<b>Name of person holding interest or engaging in transaction and relationship to yourself</b>
	<b>None</b>		

5. Identify each individual, business, corporation, union association, firm, partnership, committee proprietorship, franchise holding company, joint stock company, business or real estate trust, non-profit organization, or other organization or group of people doing business with the school(s) governed by the Education Corporation **and** in which such entity, during the time of your tenure as a trustee, you and/or your immediate family member(s) or person(s) living in your house had a financial interest or other relationship. If you are a member, director, officer or employee of an organization formally partnered with the school(s) that is/are doing business with the school(s) through a management or services agreement, please identify only the name of the organization, your position in the organization, and the relationship between such organization and the school(s). If there was no financial interest, write **None**.

Organization conducting business with the school(s)	Nature of business conducted	Approximate value of the business conducted	Name of Trustee and/or immediate family member of household holding an interest in the organization conducting business with the school(s) and the nature of the interest	Steps Taken to Avoid Conflict of Interest
		<b>None</b>		

---

Signature

Date

*Please note that this document is considered a public record and as such, may be made available to members of the public upon request under the Freedom of Information Law. Personal contact information provided below will be redacted.*

**Business Telephone:**

[REDACTED]

[REDACTED]

**Home Telephone:**

**Home Address:**

<b>Disclosure of Financial Interest by a Current or Proposed Charter School Education Corporation Trustee</b>
---

**Trustee Name:**  
**Mary Claire Ryan**

---

**Name of Charter School Education Corporation (for an unmerged school, this is the Charter School Name):**

**Public Prep Academies**

1. List all positions held on the education corporation board (e.g., president, treasurer, parent representative).

2. Is the trustee an employee of any school operated by the Education Corporation?  
\_\_\_\_ Yes **X No**

If **Yes**, for each school, please provide a description of the position(s) you hold, your responsibilities, your salary and your start date.

3. Is the trustee an employee or agent of the Management Company or institutional partner of the charter school(s) governed by the Education Corporation?  
\_\_\_\_ Yes **X No**

If **Yes**, for each school, please provide a description of the position(s) you hold, your responsibilities, your salary and your start date.

4. Identify each interest/transaction (and provide the requested information) that you or any of your immediate family members or any persons who live with you in your house have held or engaged in with the charter school(s) governed by the Education Corporation during the time you have served on the board, and in the six-month period prior to such service. If there has been no such financial interest or transaction, write **None**. Please note that if you answered **Yes** to Questions 2-4 above, you need not disclose again your employment status, salary, etc.

<b>Date(s)</b>	<b>Nature of Financial Interest/Transaction</b>	<b>Steps taken to avoid a conflict of interest, (e.g., did not vote, did not participate in discussion)</b>	<b>Name of person holding interest or engaging in transaction and relationship to yourself</b>
	<b>None</b>		

5. Identify each individual, business, corporation, union association, firm, partnership, committee proprietorship, franchise holding company, joint stock company, business or real estate trust, non-profit organization, or other organization or group of people doing business with the school(s) governed by the Education Corporation **and** in which such entity, during the time of your tenure as a trustee, you and/or your immediate family member(s) or person(s) living in your house had a financial interest or other relationship. If you are a member, director, officer or employee of an organization formally partnered with the school(s) that is/are doing business with the school(s) through a management or services agreement, please identify only the name of the organization, your position in the organization, and the relationship between such organization and the school(s). If there was no financial interest, write **None**.

Organization conducting business with the school(s)	Nature of business conducted	Approximate value of the business conducted	Name of Trustee and/or immediate family member of household holding an interest in the organization conducting business with the school(s) and the nature of the interest	Steps Taken to Avoid Conflict of Interest
		None		

---

Signature

Date

*Please note that this document is considered a public record and as such, may be made available to members of the public upon request under the Freedom of Information Law. Personal contact information provided below will be redacted.*

[REDACTED]

[REDACTED]

[REDACTED]

Home Telephone:

Home Address:



<b>Disclosure of Financial Interest by a Current or Proposed Charter School Education Corporation Trustee</b>
---

**Trustee Name:**  
**Laura Weil**

---

**Name of Charter School Education Corporation (for an unmerged school, this is the Charter School Name):**

**Public Prep Academies**

1. List all positions held on the education corporation board (e.g., president, treasurer, parent representative).

2. Is the trustee an employee of any school operated by the Education Corporation?  
\_\_\_\_ Yes **X No**

If **Yes**, for each school, please provide a description of the position(s) you hold, your responsibilities, your salary and your start date.

3. Is the trustee an employee or agent of the Management Company or institutional partner of the charter school(s) governed by the Education Corporation?  
\_\_\_\_ Yes **X No**

If **Yes**, for each school, please provide a description of the position(s) you hold, your responsibilities, your salary and your start date.

4. Identify each interest/transaction (and provide the requested information) that you or any of your immediate family members or any persons who live with you in your house have held or engaged in with the charter school(s) governed by the Education Corporation during the time you have served on the board, and in the six-month period prior to such service. If there has been no such financial interest or transaction, write **None**. Please note that if you answered **Yes** to Questions 2-4 above, you need not disclose again your employment status, salary, etc.

<b>Date(s)</b>	<b>Nature of Financial Interest/Transaction</b>	<b>Steps taken to avoid a conflict of interest, (e.g., did not vote, did not participate in discussion)</b>	<b>Name of person holding interest or engaging in transaction and relationship to yourself</b>
	<b>None</b>		

5. Identify each individual, business, corporation, union association, firm, partnership, committee proprietorship, franchise holding company, joint stock company, business or real estate trust, non-profit organization, or other organization or group of people doing business with the school(s) governed by the Education Corporation **and** in which such entity, during the time of your tenure as a trustee, you and/or your immediate family member(s) or person(s) living in your house had a financial interest or other relationship. If you are a member, director, officer or employee of an organization formally partnered with the school(s) that is/are doing business with the school(s) through a management or services agreement, please identify only the name of the organization, your position in the organization, and the relationship between such organization and the school(s). If there was no financial interest, write **None**.

Organization conducting business with the school(s)	Nature of business conducted	Approximate value of the business conducted	Name of Trustee and/or immediate family member of household holding an interest in the organization conducting business with the school(s) and the nature of the interest	Steps Taken to Avoid Conflict of Interest
		<b>None</b>		

---

Signature

Date

*Please note that this document is considered a public record and as such, may be made available to members of the public upon request under the Freedom of Information Law. Personal contact information provided below will be redacted.*

**[REDACTED]**

**Business Address:**

**E-mail Address:**

**Home Telephone:**

**Home Address:**

<p align="center"><b>Disclosure of Financial Interest by a Current or Proposed Charter School Education Corporation Trustee</b></p>
---

Trustee Name:

LAUREN FRANK

Name of Charter School Education Corporation (for an unmerged school, this is the Charter School Name):

**Public Prep Academies**

1. List all positions held on the education corporation board (e.g., president, treasurer, parent representative).

2. Is the trustee an employee of any school operated by the Education Corporation?  
☐ Yes ☒ No

If **Yes**, for each school, please provide a description of the position(s) you hold, your responsibilities, your salary and your start date.

3. Is the trustee an employee or agent of the Management Company or institutional partner of the charter school(s) governed by the Education Corporation?  
☐ Yes ☒ No

If **Yes**, for each school, please provide a description of the position(s) you hold, your responsibilities, your salary and your start date.

4. Identify each interest/transaction (and provide the requested information) that you or any of your immediate family members or any persons who live with you in your house have held or engaged in with the charter school(s) governed by the Education Corporation during the time you have served on the board, and in the six-month period prior to such service. If there has been no such financial interest or transaction, write **None**. Please note that if you answered **Yes** to Questions 2-4 above, you need not disclose again your employment status, salary, etc.

Date(s)	Nature of Financial Interest/Transaction	Steps taken to avoid a conflict of interest, (e.g., did not vote, did not participate in discussion)	Name of person holding interest or engaging in transaction and relationship to yourself
Please write "None" if applicable. Do not leave this space blank.			


5. Identify each individual, business, corporation, union association, firm, partnership, committee proprietorship, franchise holding company, joint stock company, business or real estate trust, non-profit organization, or other organization or group of people doing business with the school(s) governed by the Education Corporation and in which such entity, during the time of your tenure as a trustee, you and/or your immediate family member(s) or person(s) living in your house had a financial interest or other relationship. If you are a member, director, officer or employee of an organization formally partnered with the school(s) that is/are doing business with the school(s) through a management or services agreement, please identify only the name of the organization, your position in the organization, and the relationship between such organization and the school(s). If there was no financial interest, write **None**.

Organization conducting business with the school(s)	Nature of business conducted	Approximate value of the business conducted	Name of Trustee and/or immediate family member of household holding an interest in the organization conducting business with the school(s) and the nature of the interest	Steps Taken to Avoid Conflict of Interest
<i>Please write "None" if applicable. Do not leave this space blank.</i>				

Signature

Date

*Please note that this document is considered a public record and as such, may be made available to members of the public upon request under the Freedom of Information Law. Personal contact information provided below will be redacted.*



**Disclosure of Financial Interest by a Current or Proposed Charter School  
Education Corporation Trustee**

---

Trustee Name: Paul A. Vermilyen, Jr.

---

Name of Charter School Education Corporation (for an unmerged school, this is the Charter School Name):

**Public Prep Academies**

1. List all positions held on the education corporation board (e.g., president, treasurer, parent representative). Director
  
2. Is the trustee an employee of any school operated by the Education Corporation? \_\_\_\_ Yes X No

If Yes, for each school, please provide a description of the position(s) you hold, your responsibilities, your salary and your start date.

3. Is the trustee an employee or agent of the Management Company or institutional partner of the charter school(s) governed by the Education Corporation?  
\_\_\_\_ Yes X No

If Yes, for each school, please provide a description of the position(s) you hold, your responsibilities, your salary and your start date.

4. Identify each interest/transaction (and provide the requested information) that you or any of your immediate family members or any persons who live with you in your house have held or engaged in with the charter school(s) governed by the Education Corporation during the time you have served on the board, and in the six-month period prior to such service. If there has been no such financial interest or transaction, write **None**. Please note that if you answered Yes to Questions 2-4 above, you need not disclose again your employment status, salary, etc.

Date(s)	Nature of Financial Interest/Transaction	Steps taken to avoid a conflict of interest, (e.g., did not vote, did	Name of person holding interest or engaging in transaction and
---------	--	---	--

		not participate in discussion)	relationship to yourself
NONE			


5. Identify each individual, business, corporation, union association, firm, partnership, committee proprietorship, franchise holding company, joint stock company, business or real estate trust, non-profit organization, or other organization or group of people doing business with the school(s) governed by the Education Corporation and in which such entity, during the time of your tenure as a trustee, you and/or your immediate family member(s) or person(s) living in your house had a financial interest or other relationship. If you are a member, director, officer or employee of an organization formally partnered with the school(s) that is/are doing business with the school(s) through a management or services agreement, please identify only the name of the organization, your position in the organization, and the relationship between such organization and the school(s). If there was no financial interest, write **None**.

Organization conducting business with the school(s)	Nature of business conducted	Approximate value of the business conducted	Name of Trustee and/or immediate family member of household holding an interest in the organization conducting business with the school(s) and the nature of the interest	Steps Taken to Avoid Conflict of Interest
ONE				

Adlermyer  
Signature

7/13/16  
Date

Please note that this document is considered a public record and as such, may be made available to members of the public upon request under the Freedom of Information Law. Personal contact information provided below will be redacted.





**Disclosure of Financial Interest by a Current or Proposed Charter School  
Education Corporation Trustee**

**Trustee Name:**

Nicole Pullen Ross

**Name of Charter School Education Corporation (for an unmerged school, this is the Charter School Name):**

**Public Prep Academies**

1. List all positions held on the education corporation board (e.g., president, treasurer, parent representative).

2. Is the trustee an employee of any school operated by the Education Corporation?  
☐ Yes ☒ No

If **Yes**, for each school, please provide a description of the position(s) you hold, your responsibilities, your salary and your start date.

3. Is the trustee an employee or agent of the Management Company or institutional partner of the charter school(s) governed by the Education Corporation?  
☐ Yes ☒ No

If **Yes**, for each school, please provide a description of the position(s) you hold, your responsibilities, your salary and your start date.

4. Identify each interest/transaction (and provide the requested information) that you or any of your immediate family members or any persons who live with you in your house have held or engaged in with the charter school(s) governed by the Education Corporation during the time you have served on the board, and in the six-month period prior to such service. If there has been no such financial interest or transaction, write **None**. Please note that if you answered **Yes** to Questions 2-4 above, you need not disclose a gain, your employment status, salary, etc.

Date(s)	Nature of Financial Interest/Transaction	Steps taken to avoid a conflict of interest, (e.g., did not vote, did not participate in discussion)	Name of person holding interest or engaging in transaction and relationship to yourself
<p>Please write "None" if applicable. Do not leave this space blank.</p> <p style="text-align: center;"><u>None</u></p>			




5. Identify each individual, business, corporation, union association, firm, partnership, committee proprietorship, franchise holding company, joint stock company, business or real estate trust, non-profit organization, or other organization or group of people doing business with the school(s) governed by the Education Corporation and in which such entity, during the time of your tenure as a trustee, you and/or your immediate family member(s) or person(s) living in your house had a financial interest or other relationship. If you are a member, director, officer or employee of an organization formally partnered with the school(s) that is/are doing business with the school(s) through a management or services agreement, please identify only the name of the organization, your position in the organization, and the relationship between each organization and the school(s). If there was no financial interest, write **None**.

Organization conducting business with the school(s)	Nature of business conducted	Approximate value of the business conducted	Name of Trustee and/or immediate family member of household holding an interest in the organization conducting business with the school(s) and the nature of the interest	Steps Taken to Avoid Conflict of Interest
<p><i>Please write "None" if applicable. Do not leave this space blank.</i></p> <p><i>None</i></p>				

  
 Signature

7/18/16  
 Date

*Please note that this document is considered a public record and as such, may be made available to members of the public upon request under the Freedom of Information Law. Personal contact information provided below will be redacted.*





# Entry 9 BOT Table

Last updated: 07/26/2016

## Page 1

### 1. Current Board Member Information

	Trustee Name	Email Address	Position on the Board	Committee Affiliations	Voting Member? (Y/N)	Area of Expertise, and/or Additional Role at School (parent, staff member, etc.)	Number of Terms Served and Length of Each (Include election date and term expiration)
1	Paul A. Vermylen, Jr.				Yes		
2	Eric Grannis				Yes		
3	R. Boykin Curry				Yes		
4	Lauren Frank				Yes		
5	Nicole Kail Greene						
6	Ramsey Lyons				Yes		
7	H. Melvin Ming				Yes		
8	Nicole Pullen Ross				Yes		

9	Mary Claire Ryan				Yes		
10	Laura Weil				Yes		
11							
12							
13							
14							
15							
16							
17							
18							
19							
20							

## 2. Total Number of Members on June 30, 2015

10

## 3. Total Number of Members Joining the Board 2015-16 School Year

0

## 4. Total Number of Members Departing the Board during the 2015-16 School Year

0

## 5. Number of Voting Members 2015-16, as set by the by-laws, resolution or minutes

10

## 6. Number of Board Meetings Conducted in the 2015-16 School Year

12

---

**7. Number of Board Meetings Scheduled for the 2016-17 School Year**

12

**Thank you.**

## ***5. Enrollment and Retention Targets***

In the 2015-16 school year, Public Prep Academies (“PPA”) continued its commitment to recruit, serve, and retain students with special education needs, students who are English language learners (ELL) and students who are eligible for the free and reduced price lunch (FRPL) program.

At the network level, recruitment of students with special education needs, ELLs, and students eligible for free and reduced price lunch is spearheaded by the Public Prep Student Recruitment Manager, with support from the Public Prep Director of Operations. The Student Recruitment Manager leads teams of parent volunteers and community members in visiting targeted neighborhoods to canvass for potential PPA students. This street team canvases NYC Housing Developments and those students are given a preference in our lottery. The Student Recruitment Manager is also responsible for disseminating information in both English and Spanish about PPA’s robust services for all types of students.

### **Students with Special Education Needs**

The school’s enrollment for students with special education services not including 504 plans in the 2015-16 school year was 16% across our network. However, our recruitment practices, communications and marketing efforts, and investment in our program demonstrate our commitment to increasing enrollment of and ability to serve special needs students. Specifically:

- As part of the PPA recruitment strategy for the 2015-16 school year, we delivered lottery applications and informational materials to neighborhood UPK programs that serve the highest need populations, as well as presented to parents at select locations that gave us the opportunity.
- Our marketing materials and presentations explicitly state that we are inclusive and that we provide a continuum of special education programs and related services in order to meet the needs of our students.
- In the 2015-16 school year, PPA continued to implement systems for early and accurate identification of students with special education needs. Subsequently, the school administered interventions such as Special Education Teacher Support Services (SETSS) and Response-to-Intervention.
- PPA has invested in the in-house capacity to provide Integrated Co-Teaching Classrooms (ICT) at every grade level; a 12:1 student-to-teacher ratio; at least one special education teacher per grade but more where necessary; a Director of Inclusive Learning; a Learning Specialist; a Reading Specialist; a Director of Student and Family Affairs; an English Language Learner Coordinator; a Counselor; and, at the network level (shared services), a Superintendent.
- PPA also adds capacity to serve students by partnering with outside providers for Occupational Therapy and Physical Therapy.

### **English Language Learners**

Our ELL enrollment during the 2015-16 school year was 4% across the network; however, our recruitment practices, communications and marketing efforts, and investment in programs demonstrate our commitment to increasing enrollment and serving English language learners. Specifically:

- As part of the PPA recruitment strategy for the 2015-16 school year, we delivered applications and informational materials to neighborhood UPK programs that serve the highest need population.
- All marketing materials, advertisements, our website, presentations, and lottery applications, as well as all school communications, are produced in Spanish, English, and sometimes Mandarin for the Lower East Side.
- Home visits are conducted for currently enrolled and entering students in English and Spanish.

- Home language surveys are conducted during New Family Orientation and All PPA schools have an ELL Coordinator, bilingual staff members, and multi-lingual communication capacity at all school events.
- Our ELL Coordinator provides support to students using a push-in model so students maintain access to the traditional reader's and writer's workshops with additional scaffolding and support as needed. Beginner-level ELLs receive additional pull-out services to strengthen foundational language skills and vocabulary using the Avenues program.
- PPA schools have bi-lingual staff in ICT classrooms as well as ESOL, small group instruction for English language learners.

### **Students Eligible for Free and Reduced Priced Lunch**

Our percent of students eligible for free and reduced priced lunch in 2014-15 school year was 81% across our network, and we continue to ensure that we are attracting, retaining, and serving this high needs population. Specifically:

- We recruit students and advertise our school in areas throughout New York City that have a known high needs population, i.e. NYCHA housing developments, NYCHA head start programs, and neighborhood after-school programs.
- Throughout the recruitment season, we communicate the services and staff we have in place for a high needs population, such as a Director of Student and Family Affairs, an Assistant Director of Student and Family Affairs, a Family Coordinator, free MetroCards, subsidized school uniforms, financial planning workshops throughout the school year, and the opportunity to open a NYS 529 college saving account with a yearly contribution from the school.
- The enrollment process includes early distribution and retrieval of the free and reduced priced lunch applications, with a 100% collection goal. We carefully track the number of families who receive free and reduced priced lunches and families who have not returned meal program applications so that improvements can be made to the school's collection process.
- Girls Prep Bronx Elementary School received a grant from the Food Bank of New York to provide a nutrition program called Cookshop to its kindergarten and first grade students, as well as Family Cookshop for 20 parents.

Going forward in 2016-17, PPA will continue all aforementioned efforts. In addition, we will continue to produce marketing and informational materials in languages other than English and Spanish, in order to improve recruitment and outreach efforts in local neighborhoods that have concentrations of families that speak other languages than English or Spanish. We will also continue to make improvements as necessary to ensure the collection of 100% of students' meal program applications.



# Entry 12 Teacher and Administrator Attrition

Last updated: 07/26/2016

Report changes in teacher and administrator staffing.

## Page 1

### Instructions for completing the Teacher and Administrator Attrition Tables

The following tables reflect formatting in the online portal required for Regents authorized charter schools. Schools should provide, for teachers and administrators only, the full time equivalent (FTE) of staff on June 30, 2015; the FTE for added staff from July 1, 2015 through June 30, 2016; and the FTE for any departed staff from July 1, 2015 through June 30, 2016 using the two tables provided.

#### 2015-16 Teacher Attrition Table

	FTE Teachers on June 30, 2015	FTE Teachers Departed 7/1/15 - 6/30/16	FTE Teachers Filling Vacant Positions 7/1/15 - 6/30/16	FTE Teachers Added in New Positions 7/1/15-6/30/16	FTE of Teachers on June 30, 2016
	65	7	2	0	60

#### 2015-16 Administrator Position Attrition Table

	FTE Administrative Positions on June 30, 2015	FTE Administrators Departed 7/1/15 - 6/30/16	FTE Administrators Filling Vacant Positions 7/1/15 - 6/30/16	FTE Administrators Added in New Positions 7/1/15-6/30/16	FTE Administrative Positions on June 30, 2016
	10	0	0	0	10

Thank you

# 2016-2017

## Public Preparatory Network Academic Year Calendar: FINAL

Version Date: FINAL

# FINAL CALENDAR

180 Total Instructional Days

July '16

Su	M	Tu	W	Th	F	Sa
					1	2
3	4	5	6	7	8	9
10	11	12	13	14	15	16
17	18	19	20	21	22	23
24	25	26	27	28	29	30
31						

August '16

Su	M	Tu	W	Th	F	Sa
	1	2	3	4	5	6
7	8	9	10	11	12	13
14	15	16	17	18	19	20
21	22	23	24	25	26	27
28	29	30	31			

September '16

Su	M	Tu	W	Th	F	Sa
					1	2
3	4	5	6	7	8	9
10	11	12	13	14	15	16
17	18	19	20	21	22	23
24	25	26	27	28	29	30

1 Instructional Days

20 Instructional Days

Aug 10: First Day for New Staff  
Aug 16: Together Teacher/Leader  
Aug 17: First Day for All Staff  
Aug 19: Network-Wide Day  
Aug 31: First day of school

Sept 5: Labor Day  
Sept. 12: Eid al-Adha

October '16

Su	M	Tu	W	Th	F	Sa
						1
2	3	4	5	6	7	8
9	10	11	12	13	14	15
16	17	18	19	20	21	22
23	24	25	26	27	28	29

November '16

Su	M	Tu	W	Th	F	Sa
		1	2	3	4	5
6	7	8	9	10	11	12
13	14	15	16	17	18	19
20	21	22	23	24	25	26
27	28	29	30			

December '16

Su	M	Tu	W	Th	F	Sa
					1	2
3	4	5	6	7	8	9
10	11	12	13	14	15	16
17	18	19	20	21	22	23
24	25	26	27	28	29	30

Oct 3-4: Rosh Hashana  
Oct 10: Columbus Day  
Oct 12: Yom Kippur

Nov 8: Network-Wide Day  
Nov 11: Veteran's Day  
Nov 23: End of Trimester 1  
Nov 24-25: Thanksgiving recess

Dec 9: Family-Teacher Conference #1  
Dec 19-Dec 30: Winter Recess

January '17

Su	M	Tu	W	Th	F	Sa
1	2	3	4	5	6	7
8	9	10	11	12	13	14
15	16	17	18	19	20	21
22	23	24	25	26	27	28
29	30	31				

February '17

Su	M	Tu	W	Th	F	Sa
			1	2	3	4
5	6	7	8	9	10	11
12	13	14	15	16	17	18
19	20	21	22	23	24	25
26	27	28				

March '17

Su	M	Tu	W	Th	F	Sa
				1	2	3
4	5	6	7	8	9	10
11	12	13	14	15	16	17
18	19	20	21	22	23	24
25	26	27	28	29	30	31

January 2: Network-Wide Day  
Jan 16: MLK Day

Feb 20-24: Midwinter Recess

March 10: End of Trimester 2  
March 24: Family-Teacher Conference #2  
March 28-30: NYS ELA Test

April '17

Su	M	Tu	W	Th	F	Sa
						1
2	3	4	5	6	7	8
9	10	11	12	13	14	15
16	17	18	19	20	21	22
23	24	25	26	27	28	29

May '17

Su	M	Tu	W	Th	F	Sa
	1	2	3	4	5	6
7	8	9	10	11	12	13
14	15	16	17	18	19	20
21	22	23	24	25	26	27
28	29	30	31			

June '17

Su	M	Tu	W	Th	F	Sa
					1	2
3	4	5	6	7	8	9
10	11	12	13	14	15	16
17	18	19	20	21	22	23
24	25	26	27	28	29	30

April 10-14: Spring Recess  
April 27: Senior Signing Day

May 2-4: NYS Math Test  
May 22-26: College and Career Week  
May 24-June 2: NYS Science Per. Test  
May 29: Memorial Day

June 5: NYS Science Written Test  
June 8: Chancellor's Day  
June 15: Algebra I Regents  
June 29: Last day for students