



Entry 1 School Information

Created: 07/27/2016

Last updated: 07/29/2016

Please be advised that you will need to complete this cover page (including signatures) before all of the other tasks assigned to you by your authorizer are visible on your task page. While completing this task, please ensure that you select the correct authorizer or you may not be assigned the correct tasks.

Page 1

a. SCHOOL NAME AND BEDS#

(Select name from the drop down menu)

CENTRAL BROOKLYN ASCEND CS (SUNY TRUSTEES) 331400861050

b. CHARTER AUTHORIZER

(For technical reasons, please re-select authorizer name from the drop down menu).

SUNY-Authorized Charter School

c. DISTRICT / CSD OF LOCATION

NYC CSD 22

d1. SCHOOL INFORMATION

	PRIMARY ADDRESS	PHONE NUMBER	FAX NUMBER	EMAIL ADDRESS
	465 East 29th Street, Brooklyn NY 11226	917-246-4800		

d2. PHONE CONTACT NUMBER FOR AFTER HOURS EMERGENCIES

Contact Name	Andrew Epstein
Title	CFO

Emergency Phone Number (###-###-####)



e. SCHOOL WEB ADDRESS (URL)

www.ascendlearning.org

f. DATE OF INITIAL CHARTER

01/2013

g. DATE FIRST OPENED FOR INSTRUCTION

09/2014

i. TOTAL ENROLLMENT ON JUNE 30, 2016

231

j. GRADES SERVED IN SCHOOL YEAR 2015-16

Check all that apply

Grades Served

K, 1, 2

k1. DOES THE SCHOOL CONTRACT WITH A CHARTER OR EDUCATIONAL MANAGEMENT ORGANIZATION?

Yes

k2. NAME OF CMO/EMO AND ADDRESS

NAME OF CMO/EMO	Ascend Learning, Inc.
PHYSICAL STREET ADDRESS	205 Rockaway Parkway
CITY	Brooklyn

STATE	NY
ZIP CODE	11212
EMAIL ADDRESS	

Page 2

I1. FACILITIES

Does the school maintain or operate multiple sites?

	No, just one site.
--	--------------------

I2. SCHOOL SITES

Please list the sites where the school will operate for the upcoming school year.

	Physical Address	Phone Number	District/CSD	Grades Served at Site	School at Full Capacity at Site	Facilities Agreement
Site 1 (same as primary site)	465 East 29th Street, Brooklyn NY 11226	917-246-4800	CSD 22	K-3	No	Rent/Lease
Site 2						
Site 3						

I2a. Please provide the contact information for Site 1.

	Name	Work Phone	Alternate Phone	Email Address
School Leader	Michelle Flowers			
Operational Leader	Ferrugia Sonthonax			
Compliance Contact	Genevieve de Gaillande			
Complaint Contact	Brandon Sorlie			

n1. Were there any revisions to the school's charter during the 2015-16 school year? (Please include approved or pending material and non-material charter revisions).

No

o. Name and Position of Individual(s) Who Completed the 2015-16 Annual Report.


Genevieve de Gaillande, Director of School Operations

p. Our signatures below attest that all of the information contained herein is truthful and accurate and that this charter school is in compliance with all aspects of its charter, and with all pertinent Federal, State, and local laws, regulations, and rules. We understand that if any information in any part of this report is found to have been deliberately misrepresented, that will constitute grounds for the revocation of our charter. Check **YES if you agree and then use the mouse on your PC or the stylist on your mobile device to sign your name).**

Responses Selected:

Yes

Signature, Head of Charter School

The image shows two distinct handwritten signatures in black ink on a light gray background. The signature on the left is a cursive-style name, possibly 'Genevieve de Gaillande', written in a fluid, connected script. The signature on the right is more stylized and less legible, featuring sharp, angular strokes and a prominent vertical line.

Signature, President of the Board of Trustees

A handwritten signature in black ink on a light gray background. The signature is stylized and cursive, starting with a large loop on the left, followed by several smaller loops and a long, sweeping stroke that ends with a small hook on the right.

Date

2016/07/27

Thank you.



Entry 2 Link

Last updated: 07/28/2016

Page 1

1. NEW YORK STATE REPORT CARD

Provide a direct URL or web link to the most recent New York State School Report Card for the charter school (See <https://reportcards.nysed.gov/>).

(Charter schools completing year one will not yet have a School Report Card or link to one. Please type "URL is not available" in the space provided).

<http://data.nysed.gov/reportcard.php?year=2015&instid=800000076143>



Entry 4 Expenditures per Child

Last updated: 08/01/2016

Page 1

Financial Information

This information is required of ALL charter schools. Provide the following measures of fiscal performance of the charter school in Appendix B (Total Expenditures and Administrative Expenditures Per Child):

1. Total Expenditures Per Child

To calculate **'Total Expenditures per Child'** take total expenditures (from the unaudited 2015-16 Schedule of Functional Expenses) and divide by the year end FTE student enrollment. (Integers Only. No dollar signs or commas).

Note: The information on the Schedule of Functional Expenses on pages 41-43 of the Audit Guide can help schools locate the amounts to use in the two per pupil calculations: <http://www.p12.nysed.gov/psc/AuditGuide.html>

Line 1: Total Expenditures	4666694
Line 2: Year End FTE student enrollment	234
Line 3: Divide Line 1 by Line 2	19969

2. Administrative Expenditures per Child

To calculate **'Administrative Expenditures per Child'** To calculate "Administrative Expenditures per Child" first *add* together the following:

1. Take the relevant portion from the 'personnel services cost' row and the 'management and general' column (from the unaudited 2015-16 Schedule of Functional Expenses)
2. Any contracted administrative/management fee paid to other organizations or corporations
3. Take the total from above and divide it by the year-end FTE enrollment. The relevant portion that must be included in this calculation is defined as follows:

Administrative Expenditures: Administration and management of the charter school includes the activities and personnel of the offices of the chief school officer, the finance or business offices, school operations personnel, data management and reporting, human resources, technology, etc. It also includes those administrative and management services provided by other organizations or corporations on behalf of the charter school for which the charter school pays a fee or other compensation. Do not include the FTE of personnel whose role is to directly support the instructional program.

Notes:

The information on the Schedule of Functional Expenses on pages 41-43 of the Audit Guide can help schools locate the amounts to use in the two per pupil calculations:

<http://www.p12.nysed.gov/psc/AuditGuide.html>.

Employee benefit costs or expenditures should not be reported in the above calculations.

Line 1: Relevant Personnel Services Cost (Row)	121264
Line 2: Management and General Cost (Column)	672073
Line 3: Sum of Line 1 and Line 2	793338
Line 5: Divide Line 3 by the Year End FTE student enrollment	3395

Thank you.



GENERAL INSTRUCTIONS FOR ANNUAL BUDGET/QUARTERLY REPORT

TEMPLATE TABS


1- GRAY tab contains the Instructions


Instructions	Provides description of tabs and input requirements.
Funding by District	Charter School Tuition Rates


2- BLUE tabs require input of information

1.) Name of School	>Select school name from list. >Enter contact information.
2.) Enrollment	Enter enrollment information for Annual Budget (& Revisions) and Quarterly Actuals. Includes: >Enrollment by Grade >Enrollment by District
3.) Staffing Plan	Enter staffing plan information for Annual Budget (& Revisions) and Quarterly Actuals. Includes: >Full Time Equivalent (FTE), by Position Category, By Quarter
4.) Yearly Budget	Enter Yearly Budget information. Includes: >"Pior Year" column may be completed based upon preliminary data, and adjusted with Annual Audited data when the Quarter 2 Actuals are being submitted. (Note: Quarterly Revenue allocation may be set) >Budgeted Enrollment data and Per Pupil Revenue for the current year are populated based upon input on tab "2.) Enrollment." >Budgeted FTE for current year is populated based upon input on tab "3.) Staffing Plan." >All other sources of revenue >All expenses >Budget Revisions, as necessary and <i>approved</i> by the school's Board of Directors, should be submitted when submitting Quarterly Actuals.
5.) Balance Sheet	Enter Balance Sheet information for EdCorps. Separate schools merged into a primary EdCorp should NOT use this tab. >"Pior Year" column may be completed based upon preliminary data, and adjusted with Annual Audited data when the Quarter 2 Actuals are being submitted.
6.) Quarterly Report	Enter Actual Quarterly Report information . Includes: >Actual Enrollment data and Per Pupil Revenue for the current year are populated based upon input on tab "2.) Enrollment." >Actual FTE for current year is populated based upon input on tab "3.) Staffing Plan." >All other sources of revenue >All expenses
7.) Annual Report Requirement	Complete when submitting Actual Quarter 4.

CELL COLORS & GUIDANCE COMMENTS

 = Enter information into the light BLUE shaded cells.

 = Cells labeled in ORANGE containe guidance regarding the input of information.

 = Cells containing RED triangles in the upper right corner contain "guidance comments" on that particular line item. Please "mouse-over" the triangle to reveal each comment.

Charter Funding Alphabetical By NYS School District
*** (Sum of Charter School Basic Tuition and Supplemental Basic Tuition)**

District Code	School District Name	Final 2015-16 Basic Tuition*	Final 2016-17 Basic Tuition*
--------------------------	-----------------------------	---	---



ANNUAL BUDGET & QUARTERLY REPORT TEMPLATE

Central Brooklyn Ascend Charter School

SCHOOL

Name:	Central Brooklyn Ascend Charter School
-------	--

CONTACT INFORMATION

Contact Name:	Andrew Epstein
Contact Title:	CFO
Contact Email:	[REDACTED]
Contact Phone:	[REDACTED]

REPORT PERIOD

Current Academic Year:	2016-17
Prior Academic Year:	Err:508

**CENTRAL BROOKLYN ASCEND CHARTER
2016-17**

ENROLLMENT BY GRADES								
GRADES	K	1	2	3	4	5	6	7
INITIAL BUDGETED ENROLLMENT	87	87	84	84				
TOTAL ENROLLMENT = 342								

ENROLLMENT BY DISTRICT									
		PRIOR YEAR ACTUAL	ANNUAL BUDGET TOTAL DISTRICTS/ENROLLMENT BY QUARTER						
			QUARTER 1		QUARTER 2		QUARTER 3		QUAR
			Original	Revised	Original	Revised	Original	Revised	Original
NUMBER OF SCHOOL DISTRICTS ENROLLED:		1	1	0	1	0	1	0	
NUMBER OF STUDENTS ENROLLED:		236	342	0	342	0	342	0	
		PRIOR YEAR Err:508	*NOTE: If there are NO budget revisions at the time of quarterly submittal leave the 'REVISED' COMPLETELY BLANK. If budget revisions ARE made, the entire "REVISED" budget columns affected quarter(s) must be completed on tabs 2, 3 and 4.						
			ENROLLMENT BY QUARTER						
			QUARTER 1		QUARTER 2		QUARTER 3		QUAR
		Actual Enrollment	Original Budgeted Enrollment	Revised Budgeted Enrollment	Original Budgeted Enrollment	Revised Budgeted Enrollment	Original Budgeted Enrollment	Revised Budgeted Enrollment	
PRIMARY/OTHER	DISTRICT NAME(S)	236	342		342		342		
1 PRIMARY District	NYC CHANCELLOR'S OFFICE								
2 SECONDARY District	(Select from drop-down list) →								
Other District 3	(Select from drop-down list) →								
Other District 4	(Select from drop-down list) →								
Other District 5	(Select from drop-down list) →								
Other District 6	(Select from drop-down list) →								
Other District 7	(Select from drop-down list) →								
Other District 8	(Select from drop-down list) →								
Other District 9	(Select from drop-down list) →								
Other District 10	(Select from drop-down list) →								
Other District 11	(Select from drop-down list) →								
Other District 12	(Select from drop-down list) →								
Other District 13	(Select from drop-down list) →								
Other District 14	(Select from drop-down list) →								
Other District 15	(Select from drop-down list) →								
Other District 16	(Select from drop-down list) →								
Other District 17	(Select from drop-down list) →								
Other District 18	(Select from drop-down list) →								
Other District 19	(Select from drop-down list) →								
Other District 20	(Select from drop-down list) →								
Other District 21	(Select from drop-down list) →								
Other District 22	(Select from drop-down list) →								
Other District 23	(Select from drop-down list) →								
Other District 24	(Select from drop-down list) →								
Other District 25	(Select from drop-down list) →								
Other District 26	(Select from drop-down list) →								
Other District 27	(Select from drop-down list) →								
Other District 28	(Select from drop-down list) →								
Other District 29	(Select from drop-down list) →								
Other District 30	(Select from drop-down list) →								
Other District 31	(Select from drop-down list) →								
Other District 32	(Select from drop-down list) →								
Other District 33	(Select from drop-down list) →								
Other District 34	(Select from drop-down list) →								
Other District 35	(Select from drop-down list) →								
Other District 36	(Select from drop-down list) →								
Other District 37	(Select from drop-down list) →								
Other District 38	(Select from drop-down list) →								
Other District 39	(Select from drop-down list) →								
Other District 40	(Select from drop-down list) →								
Other District 41	(Select from drop-down list) →								
Other District 42	(Select from drop-down list) →								
Other District 43	(Select from drop-down list) →								
Other District 44	(Select from drop-down list) →								
Other District 45	(Select from drop-down list) →								
Other District 46	(Select from drop-down list) →								
Other District 47	(Select from drop-down list) →								
Other District 48	(Select from drop-down list) →								
Other District 49	(Select from drop-down list) →								
Other District 50	(Select from drop-down list) →								

SCHOOL

8	9	10	11	12

TER 4	ACTUAL QUARTERLY TOTAL DISTRICTS/ENROLLMENT			
	QUARTER 1	QUARTER 2	QUARTER 3	QUARTER 4
	Actual	Actual	Actual	Actual
	Revised			
0	0	0	0	0
0	0	0	0	0
Column(s) for the				
TER 4	ACTUAL ENROLLMENT BY QUARTER			
	QUARTER 1	QUARTER 2	QUARTER 3	QUARTER 4
	Actual Enrollment	Actual Enrollment	Actual Enrollment	Actual Enrollment
	Revised Budgeted Enrollment			

STAFFING PLAN - FTE

***NOTE:** Enter the number of FTE positions in the "blue" cells.

***NOTE:** If there are NO budget revisions at the time of quarterly submittal leave the "REVISED" column blank. If budget revisions ARE made, the entire "REVISED" budget columns for the affected

ADMINISTRATIVE PERSONNEL FTE	PRIOR YEAR Err:508 ACTUAL	ANNUAL BUDGETED FTE				
		Q1		Q2		Q3
		Original	Revised	Original	Revised	Original
Executive Management						
Instructional Management		1.0		1.0		1.0
Deans, Directors & Coordinators		4.0		4.0		4.0
CFO / Director of Finance						
Operation / Business Manager		1.0		1.0		1.0
Administrative Staff		2.0		2.0		2.0
TOTAL ADMINISTRATIVE STAFF	0.0	8.0	0.0	8.0	0.0	8.0

INSTRUCTIONAL PERSONNEL FTE	PRIOR YEAR Err:508 ACTUAL	ANNUAL BUDGETED FTE				
		Q1		Q2		Q3
		Original	Revised	Original	Revised	Original
Teachers - Regular		18.0		18.0		18.0
Teachers - SPED		7.0		7.0		7.0
Substitute Teachers						
Teaching Assistants						
Specialty Teachers		3.0		3.0		3.0
Aides						
Therapists & Counselors		4.0		4.0		4.0
Other						
TOTAL INSTRUCTIONAL	0.0	32.0	0.0	32.0	0.0	32.0

NON-INSTRUCTIONAL PERSONNEL FTE	PRIOR YEAR Err:508 ACTUAL	ANNUAL BUDGETED FTE				
		Q1		Q2		Q3
		Original	Revised	Original	Revised	Original
Nurse						
Librarian						
Custodian						
Security						
Other		1.0		1.0		1.0
TOTAL NON-INSTRUCTIONAL	0.0	1.0	0.0	1.0	0.0	1.0

TOTAL PERSONNEL SERVICE FTE	0.0	41.0	0.0	41.0	0.0	41.0
-----------------------------	-----	------	-----	------	-----	------

**YN ASCEND CHARTER SCHOOL
2016-17**

FULL TIME EQUIVALENT ("FTE")

***NOTE:** Enter the number of FTE positions in the "blue" cells.

The 'REVISED' Column(s) COMPLETELY BLANK. The quarter(s) must be completed on tabs 2, 3

***NOTE:** Each quarter, the actual FTE should be input.

ADMINISTRATIVE PERSONNEL FTE				ACTUAL QUARTERLY FTE			
	Q3	Q4		Q1	Q2	Q3	Q4
	Revised	Original	Revised	Actual	Actual	Actual	Actual
Executive Management							
Instructional Management		1.0					
Deans, Directors & Coordinators		4.0					
CFO / Director of Finance							
Operation / Business Manager		1.0					
Administrative Staff		2.0					
TOTAL ADMINISTRATIVE STAFF	0.0	8.0	0.0	0.0	0.0	0.0	0.0

INSTRUCTIONAL PERSONNEL FTE				ACTUAL QUARTERLY FTE			
	Q3	Q4		Q1	Q2	Q3	Q4
	Revised	Original	Revised	Actual	Actual	Actual	Actual
Teachers - Regular		18.0					
Teachers - SPED		7.0					
Substitute Teachers							
Teaching Assistants							
Specialty Teachers		3.0					
Aides							
Therapists & Counselors		4.0					
Other							
TOTAL INSTRUCTIONAL	0.0	32.0	0.0	0.0	0.0	0.0	0.0

NON-INSTRUCTIONAL PERSONNEL FTE				ACTUAL QUARTERLY FTE			
	Q3	Q4		Q1	Q2	Q3	Q4
	Revised	Original	Revised	Actual	Actual	Actual	Actual
Nurse							
Librarian							
Custodian							
Security							
Other		1.0					
TOTAL NON-INSTRUCTIONAL	0.0	1.0	0.0	0.0	0.0	0.0	0.0

TOTAL PERSONNEL SERVICE FTE	0.0	41.0	0.0	0.0	0.0	0.0	0.0
-----------------------------	-----	------	-----	-----	-----	-----	-----

--	--

***NOTE:** Enter the number of FTE positions in the "blue" cells.

***NOTE:** State the assumptions that are being made for personnel FTE levels.

ADMINISTRATIVE PERSONNEL FTE	Description of Assumptions
Executive Management	
Instructional Management	
Deans, Directors & Coordinators	
CFO / Director of Finance	
Operation / Business Manager	
Administrative Staff	
TOTAL ADMINISTRATIVE STAFF	

INSTRUCTIONAL PERSONNEL FTE	Description of Assumptions
Teachers - Regular	
Teachers - SPED	
Substitute Teachers	
Teaching Assistants	
Specialty Teachers	
Aides	
Therapists & Counselors	
Other	
TOTAL INSTRUCTIONAL	

NON-INSTRUCTIONAL PERSONNEL FTE	Description of Assumptions
Nurse	
Librarian	
Custodian	
Security	
Other	
TOTAL NON-INSTRUCTIONAL	

TOTAL PERSONNEL SERVICE FTE	
-----------------------------	--

CENTRAL BROOKLYN ASCEND CHARTER :
Budget / Operating Plan
2016-17

Total Revenue	-	#NAME?	#NAME?	#NAME?	#NAME?	#NAME?	#NAME?	#NAME?	
Total Expenses	-	1,499,777	#NAME?	#NAME?	1,499,777	#NAME?	#NAME?	1,499,778	
Net Income	-	#NAME?	#NAME?	#NAME?	#NAME?	#NAME?	#NAME?	#NAME?	
Actual Student Enrollment	236	342	-	-	342	-	-	342	
	Prior Year Actual	1st Quarter - 7/1 - 9/30			2nd Quarter - 10/1 - 12/31			3rd Quarter - 10/1 - 12/31	
	Err:508	Original Budget	Revised Budget	Variance	Original Budget	Revised Budget	Variance	Original Budget	
EXPENSES									
ADMINISTRATIVE STAFF PERSONNEL COSTS	Avg. No. of Positions								
Executive Management	-			#NAME?			#NAME?		
Instructional Management	1.00	33,153		#NAME?	33,153		#NAME?	33,153	
Deans, Directors & Coordinators	4.00	78,750		#NAME?	78,750		#NAME?	78,750	
CFO / Director of Finance	-			#NAME?			#NAME?		
Operation / Business Manager	1.00	23,175		#NAME?	23,175		#NAME?	23,175	
Administrative Staff	2.00	24,577		#NAME?	24,577		#NAME?	24,577	
TOTAL ADMINISTRATIVE STAFF	8.00	-	159,655	-	#NAME?	159,655	-	#NAME?	159,655
INSTRUCTIONAL PERSONNEL COSTS									
Teachers - Regular	18.00	260,474		#NAME?	260,474		#NAME?	260,475	
Teachers - SPED	7.00	106,064		#NAME?	106,064		#NAME?	106,064	
Substitute Teachers	-			#NAME?			#NAME?		
Teaching Assistants	-			#NAME?			#NAME?		
Specialty Teachers	3.00	43,412		#NAME?	43,412		#NAME?	43,412	
Aides	-			#NAME?			#NAME?		
Therapists & Counselors	4.00	67,562		#NAME?	67,562		#NAME?	67,562	
Other	-	1,750		#NAME?	1,750		#NAME?	1,750	
TOTAL INSTRUCTIONAL	32.00	-	479,262	-	#NAME?	479,262	-	#NAME?	479,263
NON-INSTRUCTIONAL PERSONNEL COSTS									
Nurse	-			#NAME?			#NAME?		
Librarian	-			#NAME?			#NAME?		
Custodian	-			#NAME?			#NAME?		
Security	-			#NAME?			#NAME?		
Other	1.00	6,240		#NAME?	6,240		#NAME?	6,240	
TOTAL NON-INSTRUCTIONAL	1.00	-	6,240	-	#NAME?	6,240	-	#NAME?	6,240
SUBTOTAL PERSONNEL SERVICE COSTS									
	41.00	-	645,157	-	#NAME?	645,157	-	#NAME?	645,158
PAYROLL TAXES AND BENEFITS									
Payroll Taxes				#NAME?			#NAME?		
Fringe / Employee Benefits		113,209		#NAME?	113,209		#NAME?	113,209	
Retirement / Pension				#NAME?			#NAME?		
TOTAL PAYROLL TAXES AND BENEFITS		-	113,209	-	#NAME?	113,209	-	#NAME?	113,209
TOTAL PERSONNEL SERVICE COSTS									
	41.00	-	758,366	-	#NAME?	758,366	-	#NAME?	758,367
CONTRACTED SERVICES									
Accounting / Audit		4,563		#NAME?	4,563		#NAME?	4,563	
Legal		500		#NAME?	500		#NAME?	500	
Management Company Fee		223,072		#NAME?	223,072		#NAME?	223,072	
Nurse Services		-		#NAME?	-		#NAME?	-	
Food Service / School Lunch		-		#NAME?	-		#NAME?	-	
Payroll Services		2,125		#NAME?	2,125		#NAME?	2,125	
Special Ed Services		2,500		#NAME?	2,500		#NAME?	2,500	
Titlement Services (i.e. Title I)		-		#NAME?	-		#NAME?	-	
Other Purchased / Professional / Consulting		45,000		#NAME?	45,000		#NAME?	45,000	
TOTAL CONTRACTED SERVICES		-	277,760	-	#NAME?	277,760	-	#NAME?	277,760

Total Revenue
Total Expenses
Net Income
Actual Student Enrollment

-	#NAME?	#NAME?	#NAME?	#NAME?	#NAME?	#NAME?	#NAME?
-	1,499,777	#NAME?	#NAME?	1,499,777	#NAME?	#NAME?	1,499,778
-	#NAME?	#NAME?	#NAME?	#NAME?	#NAME?	#NAME?	#NAME?
236	342	-	-	342	-	-	342

Prior Year Actual	1st Quarter - 7/1 - 9/30			2nd Quarter - 10/1 - 12/31			3rd Quarter - 1/1 - 3/31
Err:508	Original Budget	Revised Budget	Variance	Original Budget	Revised Budget	Variance	Original Budget

- Board Expenses
- Classroom / Teaching Supplies & Materials
- Special Ed Supplies & Materials
- Textbooks / Workbooks
- Supplies & Materials other
- Equipment / Furniture
- Telephone
- Technology
- Student Testing & Assessment
- Field Trips
- Transportation (student)
- Student Services - other
- Office Expense
- Staff Development
- Staff Recruitment
- Student Recruitment / Marketing
- School Meals / Lunch
- Travel (Staff)
- Fundraising
- Other
- TOTAL SCHOOL OPERATIONS**

		#NAME?	-		#NAME?	-	
	16,250	#NAME?	16,250		#NAME?	16,250	
	1,375	#NAME?	1,375		#NAME?	1,375	
	-	#NAME?	-		#NAME?	-	
	938	#NAME?	938		#NAME?	938	
	2,500	#NAME?	2,500		#NAME?	2,500	
	10,000	#NAME?	10,000		#NAME?	10,000	
	625	#NAME?	625		#NAME?	625	
	1,881	#NAME?	1,881		#NAME?	1,881	
	625	#NAME?	625		#NAME?	625	
	-	#NAME?	-		#NAME?	-	
	1,000	#NAME?	1,000		#NAME?	1,000	
	10,368	#NAME?	10,368		#NAME?	10,368	
	9,000	#NAME?	9,000		#NAME?	9,000	
	2,250	#NAME?	2,250		#NAME?	2,250	
	2,500	#NAME?	2,500		#NAME?	2,500	
	1,250	#NAME?	1,250		#NAME?	1,250	
	250	#NAME?	250		#NAME?	250	
	-	#NAME?	-		#NAME?	-	
	<u>9,671</u>	#NAME?	<u>9,671</u>		#NAME?	<u>9,671</u>	
-	70,483	-	#NAME?	70,483	-	#NAME?	70,483

Insurance	
Janitorial	
Building and Land Rent / Lease / Facility Finance Interest	
Repairs & Maintenance	
Equipment / Furniture	
Security	
Utilities	
TOTAL FACILITY OPERATION & MAINTENANCE	

	11,036	#NAME?	11,036	#NAME?	11,036
	3,000	#NAME?	3,000	#NAME?	3,000
	299,349	#NAME?	299,349	#NAME?	299,349
	13,325	#NAME?	13,325	#NAME?	13,325
	10,000	#NAME?	10,000	#NAME?	10,000
	-	#NAME?	-	#NAME?	-
	<u>23,750</u>	#NAME?	<u>23,750</u>	#NAME?	<u>23,750</u>
-	360,460	#NAME?	360,460	-	360,460

RESERVES / CONTINGENCY

	-		#NAME?	-		#NAME?	-
--	---	--	--------	---	--	--------	---

© 2006 The Authors
Journal compilation © 2006 Blackwell Publishing Ltd

[illegible]

© 2006 The Authors
Journal compilation © 2006 Blackwell Publishing Ltd

[illegible]

	CENTRAL BROOKLYN ASCEND CHARTER : Budget / Operating Plan 2016-17							
Total Revenue	-	#NAME?	#NAME?	#NAME?	#NAME?	#NAME?	#NAME?	#NAME?
Total Expenses	-	1,499,777	#NAME?	#NAME?	1,499,777	#NAME?	#NAME?	1,499,778
Net Income	-	#NAME?	#NAME?	#NAME?	#NAME?	#NAME?	#NAME?	#NAME?
Actual Student Enrollment	236	342	-	-	342	-	-	342
	Prior Year Actual	1st Quarter - 7/1 - 9/30			2nd Quarter - 10/1 - 12/31			3rd Q
	Err:508	Original Budget	Revised Budget	Variance	Original Budget	Revised Budget	Variance	Original Budget
ENROLLMENT - *School Districts Are Linked To Above Entries*								
Number of Districts:	1	1	-	-	1	-	-	1
NYC CHANCELLOR'S OFFICE	236	342	-	-	342	-	-	342
-	-	-	-	-	-	-	-	-
-	-	-	-	-	-	-	-	-
-	-	-	-	-	-	-	-	-
-	-	-	-	-	-	-	-	-
-	-	-	-	-	-	-	-	-
-	-	-	-	-	-	-	-	-
-	-	-	-	-	-	-	-	-
-	-	-	-	-	-	-	-	-
-	-	-	-	-	-	-	-	-
-	-	-	-	-	-	-	-	-
-	-	-	-	-	-	-	-	-
-	-	-	-	-	-	-	-	-
-	-	-	-	-	-	-	-	-
ALL OTHER School Districts: (Weighted Avg)	-	-	-	-	-	-	-	-
TOTAL ENROLLMENT	236	342	-	-	342	-	-	342
REVENUE PER PUPIL	-	#NAME?	-	#NAME?	#NAME?	-	#NAME?	#NAME?
EXPENSES PER PUPIL	-	4,385	-	#NAME?	4,385	-	#NAME?	4,385

		SCHOOL				
Total Revenue		#NAME?	#NAME?	#NAME?	#NAME?	#NAME?
Total Expenses		#NAME?	#NAME?	1,499,781	#NAME?	#NAME?
Net Income		#NAME?	#NAME?	#NAME?	#NAME?	#NAME?
Actual Student Enrollment		-	-	342	-	-
		Quarter - 1/1 - 3/31		4th Quarter - 4/1 - 6/30		
		Revised Budget	Variance	Original Budget	Revised Budget	Variance
REVENUE		If the 'REVISED' Column(s) COMPLETELY BLANK, the selected quarter(s) must be completed on tabs 2, 3 and 4.				
REVENUES FROM STATE SOURCES						
Per Pupil Revenue	2016-17 Per Pupil Rate	25.0%	25.0%	25.0%		
NYC CHANCELLOR'S OFFICE	#NAME?	#NAME?	#NAME?	#NAME?	#NAME?	#NAME?
-	#N/A	#N/A	#NAME?	#N/A	#N/A	#NAME?
-	#N/A	#N/A	#NAME?	#N/A	#N/A	#NAME?
-	#N/A	#N/A	#NAME?	#N/A	#N/A	#NAME?
-	#N/A	#N/A	#NAME?	#N/A	#N/A	#NAME?
-	#N/A	#N/A	#NAME?	#N/A	#N/A	#NAME?
-	#N/A	#N/A	#NAME?	#N/A	#N/A	#NAME?
-	#N/A	#N/A	#NAME?	#N/A	#N/A	#NAME?
-	#N/A	#N/A	#NAME?	#N/A	#N/A	#NAME?
-	#N/A	#N/A	#NAME?	#N/A	#N/A	#NAME?
-	#N/A	#N/A	#NAME?	#N/A	#N/A	#NAME?
-	#N/A	#N/A	#NAME?	#N/A	#N/A	#NAME?
-	#N/A	#N/A	#NAME?	#N/A	#N/A	#NAME?
-	#N/A	#N/A	#NAME?	#N/A	#N/A	#NAME?
-	#N/A	#N/A	#NAME?	#N/A	#N/A	#NAME?
ALL OTHER School Districts: (Weighted Avg)	#N/A	#N/A	#NAME?	#N/A	#N/A	#NAME?
TOTAL Per Pupil Revenue (Weighted Average Per Pupil Funding)	#NAME?	#NAME?	#NAME?	#NAME?	#NAME?	#NAME?
Special Education Revenue			#NAME?	119,489		#NAME?
Grants						
Stimulus			#NAME?	15,000		#NAME?
DYCD (Department of Youth and Community Development)			#NAME?	-		#NAME?
Other			#NAME?			#NAME?
Other			#NAME?	164,000		#NAME?
TOTAL REVENUE FROM STATE SOURCES		#NAME?	#NAME?	#NAME?	#NAME?	#NAME?
REVENUE FROM FEDERAL FUNDING						
IDEA Special Needs			#NAME?	4,348		#NAME?
Title I			#NAME?	46,628		#NAME?
Title Funding - Other			#NAME?	4,498		#NAME?
School Food Service (Free Lunch)			#NAME?	-		#NAME?
Grants						
Charter School Program (CSP) Planning & Implementation			#NAME?			#NAME?
Other			#NAME?			#NAME?
Other			#NAME?			#NAME?
TOTAL REVENUE FROM FEDERAL SOURCES		-	#NAME?	55,474	-	#NAME?
LOCAL and OTHER REVENUE						
Contributions and Donations			#NAME?			#NAME?
Fundraising			#NAME?			#NAME?
Erate Reimbursement			#NAME?	7,500		#NAME?
Earnings on Investments			#NAME?			#NAME?
Interest Income			#NAME?	75		#NAME?
Food Service (Income from meals)			#NAME?			#NAME?
Text Book			#NAME?	6,796		#NAME?
OTHER			#NAME?			#NAME?
TOTAL REVENUE FROM LOCAL and OTHER SOURCES		-	#NAME?	14,371	-	#NAME?
TOTAL REVENUE		#NAME?	#NAME?	#NAME?	#NAME?	#NAME?

		SCHOOL				
Total Revenue		#NAME?	#NAME?	#NAME?	#NAME?	#NAME?
Total Expenses		#NAME?	#NAME?	1,499,781	#NAME?	#NAME?
Net Income		#NAME?	#NAME?	#NAME?	#NAME?	#NAME?
Actual Student Enrollment		-	-	342	-	-
		Quarter - 1/1 - 3/31		4th Quarter - 4/1 - 6/30		
		Revised Budget	Variance	Original Budget	Revised Budget	Variance
EXPENSES						
ADMINISTRATIVE STAFF PERSONNEL COSTS	Avg. No. of Positions					
Executive Management	-	#NAME?				#NAME?
Instructional Management	1.00	#NAME?	33,153			#NAME?
Deans, Directors & Coordinators	4.00	#NAME?	78,751			#NAME?
CFO / Director of Finance	-	#NAME?				#NAME?
Operation / Business Manager	1.00	#NAME?	23,175			#NAME?
Administrative Staff	2.00	#NAME?	24,577			#NAME?
TOTAL ADMINISTRATIVE STAFF	8.00	-	#NAME?	159,656	-	#NAME?
INSTRUCTIONAL PERSONNEL COSTS						
Teachers - Regular	18.00	#NAME?	260,475			#NAME?
Teachers - SPED	7.00	#NAME?	106,065			#NAME?
Substitute Teachers	-	#NAME?				#NAME?
Teaching Assistants	-	#NAME?				#NAME?
Specialty Teachers	3.00	#NAME?	43,412			#NAME?
Aides	-	#NAME?				#NAME?
Therapists & Counselors	4.00	#NAME?	67,563			#NAME?
Other	-	#NAME?	1,750			#NAME?
TOTAL INSTRUCTIONAL	32.00	-	#NAME?	479,265	-	#NAME?
NON-INSTRUCTIONAL PERSONNEL COSTS						
Nurse	-	#NAME?				#NAME?
Librarian	-	#NAME?				#NAME?
Custodian	-	#NAME?				#NAME?
Security	-	#NAME?				#NAME?
Other	1.00	#NAME?	6,240			#NAME?
TOTAL NON-INSTRUCTIONAL	1.00	-	#NAME?	6,240	-	#NAME?
SUBTOTAL PERSONNEL SERVICE COSTS	41.00	-	#NAME?	645,161	-	#NAME?
PAYROLL TAXES AND BENEFITS						
Payroll Taxes		#NAME?				#NAME?
Fringe / Employee Benefits		#NAME?	113,209			#NAME?
Retirement / Pension		#NAME?				#NAME?
TOTAL PAYROLL TAXES AND BENEFITS		-	#NAME?	113,209	-	#NAME?
TOTAL PERSONNEL SERVICE COSTS	41.00	-	#NAME?	758,370	-	#NAME?
CONTRACTED SERVICES						
Accounting / Audit		#NAME?	4,563			#NAME?
Legal		#NAME?	500			#NAME?
Management Company Fee		#NAME?	223,072			#NAME?
Nurse Services		#NAME?	-			#NAME?
Food Service / School Lunch		#NAME?	-			#NAME?
Payroll Services		#NAME?	2,125			#NAME?
Special Ed Services		#NAME?	2,500			#NAME?
Titlement Services (i.e. Title I)		#NAME?	-			#NAME?
Other Purchased / Professional / Consulting		#NAME?	45,000			#NAME?
TOTAL CONTRACTED SERVICES		-	#NAME?	277,760	-	#NAME?

	SCHOOL				
Total Revenue	#NAME?	#NAME?	#NAME?	#NAME?	#NAME?
Total Expenses	#NAME?	#NAME?	1,499,781	#NAME?	#NAME?
Net Income	#NAME?	#NAME?	#NAME?	#NAME?	#NAME?
Actual Student Enrollment	-	-	342	-	-
	Quarter - 1/1 - 3/31		4th Quarter - 4/1 - 6/30		
	Revised Budget	Variance	Original Budget	Revised Budget	Variance
SCHOOL OPERATIONS					
Board Expenses		#NAME?	-		#NAME?
Classroom / Teaching Supplies & Materials		#NAME?	16,250		#NAME?
Special Ed Supplies & Materials		#NAME?	1,375		#NAME?
Textbooks / Workbooks		#NAME?	-		#NAME?
Supplies & Materials other		#NAME?	938		#NAME?
Equipment / Furniture		#NAME?	2,500		#NAME?
Telephone		#NAME?	10,000		#NAME?
Technology		#NAME?	625		#NAME?
Student Testing & Assessment		#NAME?	1,881		#NAME?
Field Trips		#NAME?	625		#NAME?
Transportation (student)		#NAME?	-		#NAME?
Student Services - other		#NAME?	1,000		#NAME?
Office Expense		#NAME?	10,368		#NAME?
Staff Development		#NAME?	9,000		#NAME?
Staff Recruitment		#NAME?	2,250		#NAME?
Student Recruitment / Marketing		#NAME?	2,500		#NAME?
School Meals / Lunch		#NAME?	1,250		#NAME?
Travel (Staff)		#NAME?	250		#NAME?
Fundraising		#NAME?	-		#NAME?
Other		#NAME?	9,671		#NAME?
TOTAL SCHOOL OPERATIONS	-	#NAME?	70,483	-	#NAME?
FACILITY OPERATION & MAINTENANCE					
Insurance		#NAME?	11,036		#NAME?
Janitorial		#NAME?	3,000		#NAME?
Building and Land Rent / Lease / Facility Finance Interest		#NAME?	299,349		#NAME?
Repairs & Maintenance		#NAME?	13,325		#NAME?
Equipment / Furniture		#NAME?	10,000		#NAME?
Security		#NAME?	-		#NAME?
Utilities		#NAME?	23,750		#NAME?
TOTAL FACILITY OPERATION & MAINTENANCE	-	#NAME?	360,460	-	#NAME?
DEPRECIATION & AMORTIZATION					
		#NAME?	32,708		#NAME?
RESERVES / CONTINGENCY					
		#NAME?	-		#NAME?
TOTAL EXPENSES	-	#NAME?	1,499,781	-	#NAME?
NET INCOME	#NAME?	#NAME?	#NAME?	#NAME?	#NAME?

	SCHOOL				
Total Revenue	#NAME?	#NAME?	#NAME?	#NAME?	#NAME?
Total Expenses	#NAME?	#NAME?	1,499,781	#NAME?	#NAME?
Net Income	#NAME?	#NAME?	#NAME?	#NAME?	#NAME?
Actual Student Enrollment	-	-	342	-	-
	Quarter - 1/1 - 3/31		4th Quarter - 4/1 - 6/30		
	Revised Budget	Variance	Original Budget	Revised Budget	Variance
ENROLLMENT - *School Districts Are Linked To Above Entries*					
Number of Districts:	-	-	1	-	-
NYC CHANCELLOR'S OFFICE	-	-	342	-	-
-	-	-	-	-	-
-	-	-	-	-	-
-	-	-	-	-	-
-	-	-	-	-	-
-	-	-	-	-	-
-	-	-	-	-	-
-	-	-	-	-	-
-	-	-	-	-	-
-	-	-	-	-	-
-	-	-	-	-	-
-	-	-	-	-	-
-	-	-	-	-	-
-	-	-	-	-	-
ALL OTHER School Districts: (Weighted Avg)	-	-	-	-	-
TOTAL ENROLLMENT	-	-	342	-	-
REVENUE PER PUPIL	-	#NAME?	#NAME?	-	#NAME?
EXPENSES PER PUPIL	-	#NAME?	4,385	-	#NAME?

	CENTRAL BROOKLYN ASCEND Budget / Operating Plan 2016-17				
Total Revenue	#NAME?	#NAME?	#NAME?	#NAME?	#NAME?
Total Expenses	5,999,113	#NAME?	#NAME?	(5,999,113)	#NAME?
Net Income	#NAME?	#NAME?	#NAME?	#NAME?	#NAME?
Actual Student Enrollment					
	Total Year			VARIANCE	
	Original Budget	Revised Budget	Variance	Original Budget vs. PY Budget	Revised Budget vs. PY Budget
REVENUE					
REVENUES FROM STATE SOURCES					
2016-17 Per Pupil Revenue					
NYC CHANCELLOR'S OFFICE	#NAME?			#NAME?	#NAME?
-	#N/A			#N/A	#NAME?
-	#N/A			#N/A	#NAME?
-	#N/A			#N/A	#NAME?
-	#N/A			#N/A	#NAME?
-	#N/A			#N/A	#NAME?
-	#N/A			#N/A	#NAME?
-	#N/A			#N/A	#NAME?
-	#N/A			#N/A	#NAME?
-	#N/A			#N/A	#NAME?
-	#N/A			#N/A	#NAME?
-	#N/A			#N/A	#NAME?
-	#N/A			#N/A	#NAME?
-	#N/A			#N/A	#NAME?
-	#N/A			#N/A	#NAME?
-	#N/A			#N/A	#NAME?
ALL OTHER School Districts: (Weighted Avg)	#N/A			#N/A	#NAME?
TOTAL Per Pupil Revenue (Weighted Average Per Pupil Funding)	#NAME?			#NAME?	#NAME?
Special Education Revenue	477,956	#NAME?	#NAME?	477,956	#NAME?
Grants					
Stimulus	60,000	#NAME?	#NAME?	60,000	#NAME?
DYCD (Department of Youth and Community Development)	-	#NAME?	#NAME?	-	#NAME?
Other	-	#NAME?	#NAME?	-	#NAME?
Other	656,000	#NAME?	#NAME?	656,000	#NAME?
TOTAL REVENUE FROM STATE SOURCES	#NAME?	#NAME?	#NAME?	#NAME?	#NAME?
REVENUE FROM FEDERAL FUNDING					
IDEA Special Needs	17,392	#NAME?	#NAME?	17,392	#NAME?
Title I	186,512	#NAME?	#NAME?	186,512	#NAME?
Title Funding - Other	17,992	#NAME?	#NAME?	17,992	#NAME?
School Food Service (Free Lunch)	-	#NAME?	#NAME?	-	#NAME?
Grants					
Charter School Program (CSP) Planning & Implementation	-	#NAME?	#NAME?	-	#NAME?
Other	-	#NAME?	#NAME?	-	#NAME?
Other	-	#NAME?	#NAME?	-	#NAME?
TOTAL REVENUE FROM FEDERAL SOURCES	221,896	#NAME?	#NAME?	221,896	#NAME?
LOCAL and OTHER REVENUE					
Contributions and Donations	-	#NAME?	#NAME?	-	#NAME?
Fundraising	-	#NAME?	#NAME?	-	#NAME?
Erate Reimbursement	30,000	#NAME?	#NAME?	30,000	#NAME?
Earnings on Investments	-	#NAME?	#NAME?	-	#NAME?
Interest Income	300	#NAME?	#NAME?	300	#NAME?
Food Service (Income from meals)	-	#NAME?	#NAME?	-	#NAME?
Text Book	27,184	#NAME?	#NAME?	27,184	#NAME?
OTHER	-	#NAME?	#NAME?	-	#NAME?
TOTAL REVENUE FROM LOCAL and OTHER SOURCES	57,484	#NAME?	#NAME?	57,484	#NAME?
TOTAL REVENUE	#NAME?	#NAME?	#NAME?	#NAME?	#NAME?

CENTRAL BROOKLYN ASCEND				
Budget / Operating Plan				
2016-17				
Total Revenue	#NAME?	#NAME?	#NAME?	#NAME?
Total Expenses	5,999,113	#NAME?	#NAME?	(5,999,113)
Net Income	#NAME?	#NAME?	#NAME?	#NAME?
Actual Student Enrollment				
		Total Year		VARIANCE
		Original Budget	Revised Budget	Variance
				Original Budget vs. PY Budget
				Revised Budget vs. PY Budget
EXPENSES				
ADMINISTRATIVE STAFF PERSONNEL COSTS		Avg. No. of Positions		
Executive Management	-	-	#NAME?	#NAME?
Instructional Management	1.00	132,612	#NAME?	#NAME?
Deans, Directors & Coordinators	4.00	315,001	#NAME?	#NAME?
CFO / Director of Finance	-	-	#NAME?	#NAME?
Operation / Business Manager	1.00	92,700	#NAME?	#NAME?
Administrative Staff	2.00	98,308	#NAME?	#NAME?
TOTAL ADMINISTRATIVE STAFF	8.00	638,621	#NAME?	#NAME?
INSTRUCTIONAL PERSONNEL COSTS				
Teachers - Regular	18.00	1,041,898	#NAME?	#NAME?
Teachers - SPED	7.00	424,257	#NAME?	#NAME?
Substitute Teachers	-	-	#NAME?	#NAME?
Teaching Assistants	-	-	#NAME?	#NAME?
Specialty Teachers	3.00	173,648	#NAME?	#NAME?
Aides	-	-	#NAME?	#NAME?
Therapists & Counselors	4.00	270,249	#NAME?	#NAME?
Other	-	7,000	#NAME?	#NAME?
TOTAL INSTRUCTIONAL	32.00	1,917,052	#NAME?	#NAME?
NON-INSTRUCTIONAL PERSONNEL COSTS				
Nurse	-	-	#NAME?	#NAME?
Librarian	-	-	#NAME?	#NAME?
Custodian	-	-	#NAME?	#NAME?
Security	-	-	#NAME?	#NAME?
Other	1.00	24,960	#NAME?	#NAME?
TOTAL NON-INSTRUCTIONAL	1.00	24,960	#NAME?	#NAME?
SUBTOTAL PERSONNEL SERVICE COSTS		2,580,633	#NAME?	#NAME?
PAYROLL TAXES AND BENEFITS				
Payroll Taxes	-	-	#NAME?	#NAME?
Fringe / Employee Benefits	452,836	#NAME?	#NAME?	#NAME?
Retirement / Pension	-	-	#NAME?	#NAME?
TOTAL PAYROLL TAXES AND BENEFITS		452,836	#NAME?	#NAME?
TOTAL PERSONNEL SERVICE COSTS		3,033,469	#NAME?	#NAME?
CONTRACTED SERVICES				
Accounting / Audit		18,252	#NAME?	#NAME?
Legal		2,000	#NAME?	#NAME?
Management Company Fee		892,288	#NAME?	#NAME?
Nurse Services		-	#NAME?	#NAME?
Food Service / School Lunch		-	#NAME?	#NAME?
Payroll Services		8,500	#NAME?	#NAME?
Special Ed Services		10,000	#NAME?	#NAME?
Titlement Services (i.e. Title I)		-	#NAME?	#NAME?
Other Purchased / Professional / Consulting		180,000	#NAME?	#NAME?
TOTAL CONTRACTED SERVICES		1,111,040	#NAME?	#NAME?

CENTRAL BROOKLYN ASCEND				
Budget / Operating Plan				
2016-17				
Total Revenue	#NAME?	#NAME?	#NAME?	#NAME?
Total Expenses	5,999,113	#NAME?	#NAME?	(5,999,113)
Net Income	#NAME?	#NAME?	#NAME?	#NAME?
Actual Student Enrollment				
Total Year			VARIANCE	
Original Budget	Revised Budget	Variance	Original Budget vs. PY Budget	Revised Budget vs. PY Budget
SCHOOL OPERATIONS				
Board Expenses	-	#NAME?	#NAME?	-
Classroom / Teaching Supplies & Materials	65,000	#NAME?	#NAME?	(65,000)
Special Ed Supplies & Materials	5,500	#NAME?	#NAME?	(5,500)
Textbooks / Workbooks	-	#NAME?	#NAME?	-
Supplies & Materials other	3,752	#NAME?	#NAME?	(3,752)
Equipment / Furniture	10,000	#NAME?	#NAME?	(10,000)
Telephone	40,000	#NAME?	#NAME?	(40,000)
Technology	2,500	#NAME?	#NAME?	(2,500)
Student Testing & Assessment	7,524	#NAME?	#NAME?	(7,524)
Field Trips	2,500	#NAME?	#NAME?	(2,500)
Transportation (student)	-	#NAME?	#NAME?	-
Student Services - other	4,000	#NAME?	#NAME?	(4,000)
Office Expense	41,472	#NAME?	#NAME?	(41,472)
Staff Development	36,000	#NAME?	#NAME?	(36,000)
Staff Recruitment	9,000	#NAME?	#NAME?	(9,000)
Student Recruitment / Marketing	10,000	#NAME?	#NAME?	(10,000)
School Meals / Lunch	5,000	#NAME?	#NAME?	(5,000)
Travel (Staff)	1,000	#NAME?	#NAME?	(1,000)
Fundraising	-	#NAME?	#NAME?	-
Other	38,684	#NAME?	#NAME?	(38,684)
TOTAL SCHOOL OPERATIONS	281,932	#NAME?	#NAME?	(281,932)
FACILITY OPERATION & MAINTENANCE				
Insurance	44,144	#NAME?	#NAME?	(44,144)
Janitorial	12,000	#NAME?	#NAME?	(12,000)
Building and Land Rent / Lease / Facility Finance Interest	1,197,396	#NAME?	#NAME?	(1,197,396)
Repairs & Maintenance	53,300	#NAME?	#NAME?	(53,300)
Equipment / Furniture	40,000	#NAME?	#NAME?	(40,000)
Security	-	#NAME?	#NAME?	-
Utilities	95,000	#NAME?	#NAME?	(95,000)
TOTAL FACILITY OPERATION & MAINTENANCE	1,441,840	#NAME?	#NAME?	(1,441,840)
DEPRECIATION & AMORTIZATION	130,832	#NAME?	#NAME?	(130,832)
RESERVES / CONTINGENCY	-	#NAME?	#NAME?	-
TOTAL EXPENSES	5,999,113	#NAME?	#NAME?	(5,999,113)
NET INCOME	#NAME?	#NAME?	#NAME?	#NAME?

	CENTRAL BROOKLYN ASCEND Budget / Operating Plan 2016-17				
Total Revenue	#NAME?	#NAME?	#NAME?	#NAME?	#NAME?
Total Expenses	5,999,113	#NAME?	#NAME?	(5,999,113)	#NAME?
Net Income	#NAME?	#NAME?	#NAME?	#NAME?	#NAME?
Actual Student Enrollment					
	Total Year			VARIANCE	
	Original Budget	Revised Budget	Variance	Original Budget vs. PY Budget	Revised Budget vs. PY Budget
ENROLLMENT - *School Districts Are Linked To Above Entries*					
Number of Districts:					
NYC CHANCELLOR'S OFFICE					
-					
-					
-					
-					
-					
-					
-					
-					
-					
-					
-					
ALL OTHER School Districts: (Weighted Avg)					
TOTAL ENROLLMENT					
REVENUE PER PUPIL					
EXPENSES PER PUPIL					

	CHARTER SCHOOL																																			
Total Revenue Total Expenses Net Income Actual Student Enrollment	DESCRIPTION OF ASSUMPTIONS																																			
REVENUE REVENUES FROM STATE SOURCES <div> <div>Per Pupil Revenue</div> <div>2016-17 Per Pupil Rate</div> <table border="1"> <tr><td>NYC CHANCELLOR'S OFFICE</td><td>#NAME?</td></tr> <tr><td>-</td><td>#N/A</td></tr> <tr><td>-</td><td>#N/A</td></tr> <tr><td>-</td><td>#N/A</td></tr> <tr><td>-</td><td>#N/A</td></tr> <tr><td>-</td><td>#N/A</td></tr> <tr><td>-</td><td>#N/A</td></tr> <tr><td>-</td><td>#N/A</td></tr> <tr><td>-</td><td>#N/A</td></tr> <tr><td>-</td><td>#N/A</td></tr> <tr><td>-</td><td>#N/A</td></tr> <tr><td>-</td><td>#N/A</td></tr> <tr><td>-</td><td>#N/A</td></tr> <tr><td>-</td><td>#N/A</td></tr> <tr><td>-</td><td>#N/A</td></tr> <tr><td>-</td><td>#N/A</td></tr> <tr><td>ALL OTHER School Districts: (Weighted Avg)</td><td>#N/A</td></tr> <tr><td>TOTAL Per Pupil Revenue (Weighted Average Per Pupil Funding)</td><td>#NAME?</td></tr> </table> </div> <div>Special Education Revenue</div> <div>Grants</div> <div>Stimulus</div> <div>DYCD (Department of Youth and Community Development)</div> <div>Other</div> <div>Other</div> <div>TOTAL REVENUE FROM STATE SOURCES</div>	NYC CHANCELLOR'S OFFICE	#NAME?	-	#N/A	-	#N/A	-	#N/A	-	#N/A	-	#N/A	-	#N/A	-	#N/A	-	#N/A	-	#N/A	-	#N/A	-	#N/A	-	#N/A	-	#N/A	-	#N/A	-	#N/A	ALL OTHER School Districts: (Weighted Avg)	#N/A	TOTAL Per Pupil Revenue (Weighted Average Per Pupil Funding)	#NAME?
NYC CHANCELLOR'S OFFICE	#NAME?																																			
-	#N/A																																			
-	#N/A																																			
-	#N/A																																			
-	#N/A																																			
-	#N/A																																			
-	#N/A																																			
-	#N/A																																			
-	#N/A																																			
-	#N/A																																			
-	#N/A																																			
-	#N/A																																			
-	#N/A																																			
-	#N/A																																			
-	#N/A																																			
-	#N/A																																			
ALL OTHER School Districts: (Weighted Avg)	#N/A																																			
TOTAL Per Pupil Revenue (Weighted Average Per Pupil Funding)	#NAME?																																			
REVENUE FROM FEDERAL FUNDING <div>IDEA Special Needs</div> <div>Title I</div> <div>Title Funding - Other</div> <div>School Food Service (Free Lunch)</div> <div>Grants</div> <div>Charter School Program (CSP) Planning & Implementation</div> <div>Other</div> <div>Other</div> <div>TOTAL REVENUE FROM FEDERAL SOURCES</div>																																				
LOCAL and OTHER REVENUE <div>Contributions and Donations</div> <div>Fundraising</div> <div>Erate Reimbursement</div> <div>Earnings on Investments</div> <div>Interest Income</div> <div>Food Service (Income from meals)</div> <div>Text Book</div> <div>OTHER</div> <div>TOTAL REVENUE FROM LOCAL and OTHER SOURCES</div>																																				
TOTAL REVENUE																																				

		CHARTER SCHOOL
Total Revenue		
Total Expenses		
Net Income		
Actual Student Enrollment		
		DESCRIPTION OF ASSUMPTIONS
EXPENSES		
ADMINISTRATIVE STAFF PERSONNEL COSTS		Avg. No. of Positions
Executive Management		-
Instructional Management		1.00
Deans, Directors & Coordinators		4.00
CFO / Director of Finance		-
Operation / Business Manager		1.00
Administrative Staff		2.00
TOTAL ADMINISTRATIVE STAFF		8.00
INSTRUCTIONAL PERSONNEL COSTS		
Teachers - Regular		18.00
Teachers - SPED		7.00
Substitute Teachers		-
Teaching Assistants		-
Specialty Teachers		3.00
Aides		-
Therapists & Counselors		4.00
Other		-
TOTAL INSTRUCTIONAL		32.00
NON-INSTRUCTIONAL PERSONNEL COSTS		
Nurse		-
Librarian		-
Custodian		-
Security		-
Other		1.00
TOTAL NON-INSTRUCTIONAL		1.00
SUBTOTAL PERSONNEL SERVICE COSTS		41.00
PAYROLL TAXES AND BENEFITS		
Payroll Taxes		
Fringe / Employee Benefits		
Retirement / Pension		
TOTAL PAYROLL TAXES AND BENEFITS		
TOTAL PERSONNEL SERVICE COSTS		41.00
CONTRACTED SERVICES		
Accounting / Audit		
Legal		
Management Company Fee		
Nurse Services		
Food Service / School Lunch		
Payroll Services		
Special Ed Services		
Titlement Services (i.e. Title I)		
Other Purchased / Professional / Consulting		
TOTAL CONTRACTED SERVICES		

	CHARTER SCHOOL
Total Revenue Total Expenses Net Income Actual Student Enrollment	
	DESCRIPTION OF ASSUMPTIONS
SCHOOL OPERATIONS Board Expenses Classroom / Teaching Supplies & Materials Special Ed Supplies & Materials Textbooks / Workbooks Supplies & Materials other Equipment / Furniture Telephone Technology Student Testing & Assessment Field Trips Transportation (student) Student Services - other Office Expense Staff Development Staff Recruitment Student Recruitment / Marketing School Meals / Lunch Travel (Staff) Fundraising Other TOTAL SCHOOL OPERATIONS	
FACILITY OPERATION & MAINTENANCE Insurance Janitorial Building and Land Rent / Lease / Facility Finance Interest Repairs & Maintenance Equipment / Furniture Security Utilities TOTAL FACILITY OPERATION & MAINTENANCE	
DEPRECIATION & AMORTIZATION RESERVES / CONTINGENCY	
TOTAL EXPENSES	
NET INCOME	

	CHARTER SCHOOL
Total Revenue Total Expenses Net Income Actual Student Enrollment	
	DESCRIPTION OF ASSUMPTIONS
ENROLLMENT - *School Districts Are Linked To Above Entries* Number of Districts: NYC CHANCELLOR'S OFFICE - - - - - - - - - - - - - - ALL OTHER School Districts: (Weighted Avg) TOTAL ENROLLMENT REVENUE PER PUPIL EXPENSES PER PUPIL	

**CENTRAL BROOKLYN ASCEND CHARTER SCHOOL
BALANCE SHEET
2016-17**

	<u>Prior Year</u>	Q1	Q2	Q3	Q4
	<u>Err:508</u>	<u>As of 9/30</u>	<u>As of 12/31</u>	<u>As of 3/31</u>	<u>As of 6/30</u>
<u>ASSETS</u>					
<u>CURRENT ASSETS</u>					
Cash and cash equivalents	-	-	-	-	-
Grants and contracts receivable	-	-	-	-	-
Accounts receivables	-	-	-	-	-
Prepaid Expenses	-	-	-	-	-
Contributions and other receivables	-	-	-	-	-
TOTAL CURRENT ASSETS	-	-	-	-	-
<u>PROPERTY, BUILDING AND EQUIPMENT, net</u>	-	-	-	-	-
<u>OTHER ASSETS</u>	-	-	-	-	-
TOTAL ASSETS	-	-	-	-	-
<u>LIABILITIES AND NET ASSETS</u>					
<u>CURRENT LIABILITIES</u>					
Accounts payable and accrued expenses	-	-	-	-	-
Accrued payroll and benefits	-	-	-	-	-
Deferred Revenue	-	-	-	-	-
Current maturities of long-term debt	-	-	-	-	-
Short Term Debt - Bonds, Notes Payable	-	-	-	-	-
Other	-	-	-	-	-
TOTAL CURRENT LIABILITIES	-	-	-	-	-
<u>LONG-TERM DEBT and NOTES PAYABLE, net current maturities</u>	-	-	-	-	-
TOTAL LIABILITIES	-	-	-	-	-
<u>NET ASSETS</u>					
Unrestricted	-	-	-	-	-
Temporarily restricted	-	-	-	-	-
TOTAL NET ASSETS	-	-	-	-	-
TOTAL LIABILITIES AND NET ASSETS	-	-	-	-	-

Budget / Operating Plan

Total Revenue	-	#NAME?	-	-	#NAME?	-	-
Total Expenses	-	#NAME?	-	-	#NAME?	-	-
Net Income	-	#NAME?	-	-	#NAME?	-	-
Actual Student Enrollment	-	#NAME?	-	-	#NAME?	-	-

3rd (

Actual	Current Budget	Variance	Actual	Current Budget	Variance	Actual
--------	----------------	----------	--------	----------------	----------	--------

CY Per Pupil Rate

#NAME?

[illegible]

TOTAL Per Pupil Revenue (Weighted Average Per Pupil Funding)

--	--

TOTAL REVENUE FROM FEDERAL SOURCES

OTHER

TOTAL REVENUE FROM LOCAL and OTHER SOURCES

	#NAME?	-		#NAME?	-	
	#NAME?	-		#NAME?	-	
	#NAME?	-		#NAME?	-	
	#NAME?	-		#NAME?	-	
	#NAME?	-		#NAME?	-	
	#NAME?	-		#NAME?	-	
	#NAME?	-		#NAME?	-	
	#NAME?	-		#NAME?	-	
	#NAME?	-		#NAME?	-	
	#NAME?	-		#NAME?	-	
	#NAME?	-		#NAME?	-	
	#NAME?	-		#NAME?	-	
	#NAME?	-		#NAME?	-	
	#NAME?	-		#NAME?	-	
	#NAME?	-		#NAME?	-	
-	#NAME?	-	-	#NAME?	-	-
	#NAME?	-		#NAME?	-	

	#NAME?	-		#NAME?	-	
	#NAME?	-		#NAME?	-	
	#NAME?	-		#NAME?	-	
	#NAME?	-		#NAME?	-	
-	#NAME?	-	-	#NAME?	-	-

	#NAME?	-		#NAME?	-	
	#NAME?	-		#NAME?	-	
	#NAME?	-		#NAME?	-	
	#NAME?	-		#NAME?	-	

	#NAME?	-		#NAME?	-	
	#NAME?	-		#NAME?	-	
	#NAME?	-		#NAME?	-	
-	#NAME?	-	-	#NAME?	-	-

	#NAME?	-		#NAME?	-	
	#NAME?	-		#NAME?	-	
	#NAME?	-		#NAME?	-	
	#NAME?	-		#NAME?	-	
	#NAME?	-		#NAME?	-	
	#NAME?	-		#NAME?	-	
	#NAME?	-		#NAME?	-	
	#NAME?	-		#NAME?	-	
	#NAME?	-		#NAME?	-	
-	#NAME?	-	-	#NAME?	-	-

TOTAL REVENUE	-	#NAME?	-	-	#NAME?	-	-
---------------	---	--------	---	---	--------	---	---

2016-17

Total Revenue	-	#NAME?	-	-	#NAME?	-	-
Total Expenses	-	#NAME?	-	-	#NAME?	-	-
Net Income	-	#NAME?	-	-	#NAME?	-	-
Actual Student Enrollment	-	#NAME?	-	-	#NAME?	-	-

*NOTE: Enrollment, Revenue and Expenditure Data IN the 'Total and Variance Analysis' Section is Based on LAST ACTUAL Quarter Completed

1st Quarter - 7/1 - 9/30

2nd Quarter - 10/1 - 12/31

3rd Quarter - 1/1 - 3/31

Actual	Current Budget	Variance	Actual	Current Budget	Variance	Actual
--------	----------------	----------	--------	----------------	----------	--------

EXPENSES**ADMINISTRATIVE STAFF PERSONNEL COSTS**

Quarter 0

No. of Positions

Executive Management	#NAME?	#NAME?	-	#NAME?	#NAME?	-	#NAME?
Instructional Management	#NAME?	#NAME?	-	#NAME?	#NAME?	-	#NAME?
Deans, Directors & Coordinators	#NAME?	#NAME?	-	#NAME?	#NAME?	-	#NAME?
CFO / Director of Finance	#NAME?	#NAME?	-	#NAME?	#NAME?	-	#NAME?
Operation / Business Manager	#NAME?	#NAME?	-	#NAME?	#NAME?	-	#NAME?
Administrative Staff	#NAME?	#NAME?	-	#NAME?	#NAME?	-	#NAME?
TOTAL ADMINISTRATIVE STAFF	#NAME?	-	#NAME?	-	#NAME?	-	#NAME?

INSTRUCTIONAL PERSONNEL COSTS

Teachers - Regular	#NAME?	#NAME?	-	#NAME?	#NAME?	-	#NAME?
Teachers - SPED	#NAME?	#NAME?	-	#NAME?	#NAME?	-	#NAME?
Substitute Teachers	#NAME?	#NAME?	-	#NAME?	#NAME?	-	#NAME?
Teaching Assistants	#NAME?	#NAME?	-	#NAME?	#NAME?	-	#NAME?
Specialty Teachers	#NAME?	#NAME?	-	#NAME?	#NAME?	-	#NAME?
Aides	#NAME?	#NAME?	-	#NAME?	#NAME?	-	#NAME?
Therapists & Counselors	#NAME?	#NAME?	-	#NAME?	#NAME?	-	#NAME?
Other	#NAME?	#NAME?	-	#NAME?	#NAME?	-	#NAME?
TOTAL INSTRUCTIONAL	#NAME?	-	#NAME?	-	#NAME?	-	#NAME?

NON-INSTRUCTIONAL PERSONNEL COSTS

Nurse	#NAME?	#NAME?	-	#NAME?	#NAME?	-	#NAME?
Librarian	#NAME?	#NAME?	-	#NAME?	#NAME?	-	#NAME?
Custodian	#NAME?	#NAME?	-	#NAME?	#NAME?	-	#NAME?
Security	#NAME?	#NAME?	-	#NAME?	#NAME?	-	#NAME?
Other	#NAME?	#NAME?	-	#NAME?	#NAME?	-	#NAME?
TOTAL NON-INSTRUCTIONAL	#NAME?	-	#NAME?	-	#NAME?	-	#NAME?

SUBTOTAL PERSONNEL SERVICE COSTS

#NAME?	-	#NAME?	-	-	#NAME?	-	-
--------	---	--------	---	---	--------	---	---

PAYROLL TAXES AND BENEFITS

Payroll Taxes	#NAME?	#NAME?	-	#NAME?	#NAME?	-	#NAME?
Fringe / Employee Benefits	#NAME?	#NAME?	-	#NAME?	#NAME?	-	#NAME?
Retirement / Pension	#NAME?	#NAME?	-	#NAME?	#NAME?	-	#NAME?
TOTAL PAYROLL TAXES AND BENEFITS	-	#NAME?	-	-	#NAME?	-	-

TOTAL PERSONNEL SERVICE COSTS

#NAME?	-	#NAME?	-	-	#NAME?	-	-
--------	---	--------	---	---	--------	---	---

CONTRACTED SERVICES

Accounting / Audit	#NAME?	#NAME?	-	#NAME?	#NAME?	-	#NAME?
Legal	#NAME?	#NAME?	-	#NAME?	#NAME?	-	#NAME?
Management Company Fee	#NAME?	#NAME?	-	#NAME?	#NAME?	-	#NAME?
Nurse Services	#NAME?	#NAME?	-	#NAME?	#NAME?	-	#NAME?
Food Service / School Lunch	#NAME?	#NAME?	-	#NAME?	#NAME?	-	#NAME?
Payroll Services	#NAME?	#NAME?	-	#NAME?	#NAME?	-	#NAME?
Special Ed Services	#NAME?	#NAME?	-	#NAME?	#NAME?	-	#NAME?
Titlement Services (i.e. Title I)	#NAME?	#NAME?	-	#NAME?	#NAME?	-	#NAME?
Other Purchased / Professional / Consulting	#NAME?	#NAME?	-	#NAME?	#NAME?	-	#NAME?
TOTAL CONTRACTED SERVICES	-	#NAME?	-	-	#NAME?	-	-

2016-17

Total Revenue	-	#NAME?	-	-	#NAME?	-	-
Total Expenses	-	#NAME?	-	-	#NAME?	-	-
Net Income	-	#NAME?	-	-	#NAME?	-	-
Actual Student Enrollment	-	#NAME?	-	-	#NAME?	-	-

*NOTE: Enrollment, Revenue and Expenditure Data IN the 'Total and Variance Analysis' Section is Based on LAST ACTUAL Quarter Completed	1st Quarter - 7/1 - 9/30			2nd Quarter - 10/1 - 12/31			3rd Quarter - 1/1 - 3/31
	Actual	Current Budget	Variance	Actual	Current Budget	Variance	Actual
SCHOOL OPERATIONS							
Board Expenses		#NAME?	-		#NAME?	-	
Classroom / Teaching Supplies & Materials		#NAME?	-		#NAME?	-	
Special Ed Supplies & Materials		#NAME?	-		#NAME?	-	
Textbooks / Workbooks		#NAME?	-		#NAME?	-	
Supplies & Materials other		#NAME?	-		#NAME?	-	
Equipment / Furniture		#NAME?	-		#NAME?	-	
Telephone		#NAME?	-		#NAME?	-	
Technology		#NAME?	-		#NAME?	-	
Student Testing & Assessment		#NAME?	-		#NAME?	-	
Field Trips		#NAME?	-		#NAME?	-	
Transportation (student)		#NAME?	-		#NAME?	-	
Student Services - other		#NAME?	-		#NAME?	-	
Office Expense		#NAME?	-		#NAME?	-	
Staff Development		#NAME?	-		#NAME?	-	
Staff Recruitment		#NAME?	-		#NAME?	-	
Student Recruitment / Marketing		#NAME?	-		#NAME?	-	
School Meals / Lunch		#NAME?	-		#NAME?	-	
Travel (Staff)		#NAME?	-		#NAME?	-	
Fundraising		#NAME?	-		#NAME?	-	
Other		#NAME?	-		#NAME?	-	
TOTAL SCHOOL OPERATIONS	-	#NAME?	-	-	#NAME?	-	-
FACILITY OPERATION & MAINTENANCE							
Insurance		#NAME?	-		#NAME?	-	
Janitorial		#NAME?	-		#NAME?	-	
Building and Land Rent / Lease / Facility Finance Interest		#NAME?	-		#NAME?	-	
Repairs & Maintenance		#NAME?	-		#NAME?	-	
Equipment / Furniture		#NAME?	-		#NAME?	-	
Security		#NAME?	-		#NAME?	-	
Utilities		#NAME?	-		#NAME?	-	
TOTAL FACILITY OPERATION & MAINTENANCE	-	#NAME?	-	-	#NAME?	-	-
DEPRECIATION & AMORTIZATION		#NAME?	-		#NAME?	-	
RESERVES / CONTINGENCY		#NAME?	-		#NAME?	-	
TOTAL EXPENSES	-	#NAME?	-	-	#NAME?	-	-
NET INCOME	-	#NAME?	-	-	#NAME?	-	-

Budget / Operating Plan

2016-17

<p>*NOTE: Enrollment, Revenue and Expenditure Data IN the 'Total and Variance Analysis' Section is Based on LAST ACTUAL Quarter Completed</p>				<p>1st Quarter - 7/1 - 9/30</p>			<p>2nd Quarter - 10/1 - 12/31</p>			<p>3rd Quarter - 1/1 - 3/31</p>
				<p>Actual</p>	<p>Current Budget</p>	<p>Variance</p>	<p>Actual</p>	<p>Current Budget</p>	<p>Variance</p>	<p>Actual</p>

NYC CHANCELLOR'S OFFICE

ALL OTHER School Districts: (Count = 0)

EXPENSES PER PUPIL

RTER SCHOOL n					
Total Revenue	#NAME?	-	-	#NAME?	-
Total Expenses	#NAME?	-	-	#NAME?	-
Net Income	#NAME?	-	-	#NAME?	-
Actual Student Enrollment	#NAME?	-	-	#NAME?	-
*NOTE: Enrollment, Revenue and Expenditure Data IN the 'Total and Variance Analysis' Section is Based on LAST ACTUAL Quarter Completed	Quarter - 1/1 - 3/31		4th Quarter - 4/1 - 6/30		
	Current Budget	Variance	Actual	Current Budget	Variance
EXPENSES					
ADMINISTRATIVE STAFF PERSONNEL COSTS					
	Quarter 0				
	No. of Positions				
Executive Management	#NAME?	#NAME?	-	#NAME?	-
Instructional Management	#NAME?	#NAME?	-	#NAME?	-
Deans, Directors & Coordinators	#NAME?	#NAME?	-	#NAME?	-
CFO / Director of Finance	#NAME?	#NAME?	-	#NAME?	-
Operation / Business Manager	#NAME?	#NAME?	-	#NAME?	-
Administrative Staff	#NAME?	#NAME?	-	#NAME?	-
TOTAL ADMINISTRATIVE STAFF	#NAME?	#NAME?	-	#NAME?	-
INSTRUCTIONAL PERSONNEL COSTS					
Teachers - Regular	#NAME?	#NAME?	-	#NAME?	-
Teachers - SPED	#NAME?	#NAME?	-	#NAME?	-
Substitute Teachers	#NAME?	#NAME?	-	#NAME?	-
Teaching Assistants	#NAME?	#NAME?	-	#NAME?	-
Specialty Teachers	#NAME?	#NAME?	-	#NAME?	-
Aides	#NAME?	#NAME?	-	#NAME?	-
Therapists & Counselors	#NAME?	#NAME?	-	#NAME?	-
Other	#NAME?	#NAME?	-	#NAME?	-
TOTAL INSTRUCTIONAL	#NAME?	#NAME?	-	#NAME?	-
NON-INSTRUCTIONAL PERSONNEL COSTS					
Nurse	#NAME?	#NAME?	-	#NAME?	-
Librarian	#NAME?	#NAME?	-	#NAME?	-
Custodian	#NAME?	#NAME?	-	#NAME?	-
Security	#NAME?	#NAME?	-	#NAME?	-
Other	#NAME?	#NAME?	-	#NAME?	-
TOTAL NON-INSTRUCTIONAL	#NAME?	#NAME?	-	#NAME?	-
SUBTOTAL PERSONNEL SERVICE COSTS					
#NAME?	#NAME?	-	-	#NAME?	-
PAYROLL TAXES AND BENEFITS					
Payroll Taxes	#NAME?	-	#NAME?	-	-
Fringe / Employee Benefits	#NAME?	-	#NAME?	-	-
Retirement / Pension	#NAME?	-	#NAME?	-	-
TOTAL PAYROLL TAXES AND BENEFITS	#NAME?	-	-	#NAME?	-
TOTAL PERSONNEL SERVICE COSTS					
#NAME?	#NAME?	-	-	#NAME?	-
CONTRACTED SERVICES					
Accounting / Audit	#NAME?	-	#NAME?	-	-
Legal	#NAME?	-	#NAME?	-	-
Management Company Fee	#NAME?	-	#NAME?	-	-
Nurse Services	#NAME?	-	#NAME?	-	-
Food Service / School Lunch	#NAME?	-	#NAME?	-	-
Payroll Services	#NAME?	-	#NAME?	-	-
Special Ed Services	#NAME?	-	#NAME?	-	-
Titlement Services (i.e. Title I)	#NAME?	-	#NAME?	-	-
Other Purchased / Professional / Consulting	#NAME?	-	#NAME?	-	-
TOTAL CONTRACTED SERVICES	#NAME?	-	-	#NAME?	-

RTER SCHOOL					
n					
Total Revenue	#NAME?	-	-	#NAME?	-
Total Expenses	#NAME?	-	-	#NAME?	-
Net Income	#NAME?	-	-	#NAME?	-
Actual Student Enrollment	#NAME?	-	-	#NAME?	-
*NOTE: Enrollment, Revenue and Expenditure Data IN the 'Total and Variance Analysis' Section is Based on LAST ACTUAL Quarter Completed	3rd Quarter - 1/1 - 3/31		4th Quarter - 4/1 - 6/30		
	Current Budget	Variance	Actual	Current Budget	Variance
SCHOOL OPERATIONS					
Board Expenses	#NAME?	-		#NAME?	-
Classroom / Teaching Supplies & Materials	#NAME?	-		#NAME?	-
Special Ed Supplies & Materials	#NAME?	-		#NAME?	-
Textbooks / Workbooks	#NAME?	-		#NAME?	-
Supplies & Materials other	#NAME?	-		#NAME?	-
Equipment / Furniture	#NAME?	-		#NAME?	-
Telephone	#NAME?	-		#NAME?	-
Technology	#NAME?	-		#NAME?	-
Student Testing & Assessment	#NAME?	-		#NAME?	-
Field Trips	#NAME?	-		#NAME?	-
Transportation (student)	#NAME?	-		#NAME?	-
Student Services - other	#NAME?	-		#NAME?	-
Office Expense	#NAME?	-		#NAME?	-
Staff Development	#NAME?	-		#NAME?	-
Staff Recruitment	#NAME?	-		#NAME?	-
Student Recruitment / Marketing	#NAME?	-		#NAME?	-
School Meals / Lunch	#NAME?	-		#NAME?	-
Travel (Staff)	#NAME?	-		#NAME?	-
Fundraising	#NAME?	-		#NAME?	-
Other	#NAME?	-		#NAME?	-
TOTAL SCHOOL OPERATIONS	#NAME?	-	-	#NAME?	-
FACILITY OPERATION & MAINTENANCE					
Insurance	#NAME?	-		#NAME?	-
Janitorial	#NAME?	-		#NAME?	-
Building and Land Rent / Lease / Facility Finance Interest	#NAME?	-		#NAME?	-
Repairs & Maintenance	#NAME?	-		#NAME?	-
Equipment / Furniture	#NAME?	-		#NAME?	-
Security	#NAME?	-		#NAME?	-
Utilities	#NAME?	-		#NAME?	-
TOTAL FACILITY OPERATION & MAINTENANCE	#NAME?	-	-	#NAME?	-
DEPRECIATION & AMORTIZATION	#NAME?	-		#NAME?	-
RESERVES / CONTINGENCY	#NAME?	-		#NAME?	-
TOTAL EXPENSES	#NAME?	-	-	#NAME?	-
NET INCOME	#NAME?	-	-	#NAME?	-

RTER SCHOOL					
n					
Total Revenue	#NAME?	-	-	#NAME?	-
Total Expenses	#NAME?	-	-	#NAME?	-
Net Income	#NAME?	-	-	#NAME?	-
Actual Student Enrollment	#NAME?	-	-	#NAME?	-
*NOTE: Enrollment, Revenue and Expenditure Data IN the 'Total and Variance Analysis' Section is Based on LAST ACTUAL Quarter Completed		3rd Quarter - 1/1 - 3/31		4th Quarter - 4/1 - 6/30	
		Current Budget		Actual	
		Variance		Current Budget	
				Variance	
ENROLLMENT - *School Districts Are Linked To Above Entries*					
NYC CHANCELLOR'S OFFICE		#NAME?	-	#NAME?	-
-		#NAME?	-	#NAME?	-
-		#NAME?	-	#NAME?	-
-		#NAME?	-	#NAME?	-
-		#NAME?	-	#NAME?	-
-		#NAME?	-	#NAME?	-
-		#NAME?	-	#NAME?	-
-		#NAME?	-	#NAME?	-
-		#NAME?	-	#NAME?	-
-		#NAME?	-	#NAME?	-
-		#NAME?	-	#NAME?	-
-		#NAME?	-	#NAME?	-
-		#NAME?	-	#NAME?	-
-		#NAME?	-	#NAME?	-
-		#NAME?	-	#NAME?	-
ALL OTHER School Districts: (Count = 0)		#NAME?	-	#NAME?	-
TOTAL ENROLLMENT		#NAME?	-	#NAME?	-
REVENUE PER PUPIL		#NAME?	-	#NAME?	-
EXPENSES PER PUPIL		#NAME?	-	#NAME?	-

				CENTRAL BROOKLYN ASCEND CHARTER SCHOOL			
				Budget / Operating Plan			
				2016-17			
Total Revenue	-	-	-	#NAME?	#NAME?	-	-
Total Expenses	-	-	-	#NAME?	#NAME?	-	-
Net Income	-	-	-	#NAME?	#NAME?	-	-
Actual Student Enrollment	-	-	-			-	-
				TOTALS AND VARIANCE ANALYSIS			
*NOTE: Enrollment, Revenue and Expenditure Data IN the 'Total and Variance Analysis' Section is Based on LAST ACTUAL Quarter Completed				Actual	Current Budget (Current Quarter)	Actual vs. Current Budget	Original Budget (Current Quarter)
				Actual	Current Budget	Current Budget - TY	Actual vs. Current Budget TY
REVENUE							
REVENUES FROM STATE SOURCES							
Per Pupil Revenue	CY Per Pupil Rate						
NYC CHANCELLOR'S OFFICE	#NAME?			-	-	#NAME?	#NAME?
-	#N/A			-	-	#NAME?	#NAME?
-	#N/A			-	-	#NAME?	#NAME?
-	#N/A			-	-	#NAME?	#NAME?
-	#N/A			-	-	#NAME?	#NAME?
-	#N/A			-	-	#NAME?	#NAME?
-	#N/A			-	-	#NAME?	#NAME?
-	#N/A			-	-	#NAME?	#NAME?
-	#N/A			-	-	#NAME?	#NAME?
-	#N/A			-	-	#NAME?	#NAME?
-	#N/A			-	-	#NAME?	#NAME?
-	#N/A			-	-	#NAME?	#NAME?
-	#N/A			-	-	#NAME?	#NAME?
-	#N/A			-	-	#NAME?	#NAME?
-	#N/A			-	-	#NAME?	#NAME?
-	#N/A			-	-	#NAME?	#NAME?
-	#N/A			-	-	#NAME?	#NAME?
ALL OTHER School Districts: (Count = 0)	#N/A			-	-	#NAME?	#NAME?
TOTAL Per Pupil Revenue (Weighted Average Per Pupil Funding)	#NAME?			-	-	#NAME?	#NAME?
Special Education Revenue				-	-	#NAME?	#NAME?
Grants							
Stimulus				-	-	#NAME?	#NAME?
DYCD (Department of Youth and Community Development)				-	-	#NAME?	#NAME?
Other				-	-	#NAME?	#NAME?
Other				-	-	#NAME?	#NAME?
TOTAL REVENUE FROM STATE SOURCES				-	-	#NAME?	#NAME?
REVENUE FROM FEDERAL FUNDING							
IDEA Special Needs				-	-	#NAME?	#NAME?
Title I				-	-	#NAME?	#NAME?
Title Funding - Other				-	-	#NAME?	#NAME?
School Food Service (Free Lunch)				-	-	#NAME?	#NAME?
Grants							
Charter School Program (CSP) Planning & Implementation				-	-	#NAME?	#NAME?
Other				-	-	#NAME?	#NAME?
Other				-	-	#NAME?	#NAME?
TOTAL REVENUE FROM FEDERAL SOURCES				-	-	#NAME?	#NAME?
LOCAL and OTHER REVENUE							
Contributions and Donations				-	-	#NAME?	#NAME?
Fundraising				-	-	#NAME?	#NAME?
Erate Reimbursement				-	-	#NAME?	#NAME?
Earnings on Investments				-	-	#NAME?	#NAME?
Interest Income				-	-	#NAME?	#NAME?
Food Service (Income from meals)				-	-	#NAME?	#NAME?
Text Book				-	-	#NAME?	#NAME?
OTHER				-	-	#NAME?	#NAME?
TOTAL REVENUE FROM LOCAL and OTHER SOURCES				-	-	#NAME?	#NAME?
TOTAL REVENUE				-	-	#NAME?	#NAME?

				CENTRAL BROOKLYN ASCEND CHARTER						
				Budget / Operating Plan						
				2016-17						
Total Revenue	-	-	-	#NAME?	#NAME?	-	-			
Total Expenses	-	-	-	#NAME?	#NAME?	-	-			
Net Income	-	-	-	#NAME?	#NAME?	-	-			
Actual Student Enrollment	-	-	-			-	-			
				TOTALS AND VARIANCE ANALYSIS						
*NOTE: Enrollment, Revenue and Expenditure Data IN the 'Total and Variance Analysis' Section is Based on LAST ACTUAL Quarter Completed				Actual	Current Budget (Current Quarter)	Actual vs. Current Budget	Current Budget - TY	Actual vs. Current Budget TY	Original Budget (Current Quarter)	Actual vs. Original Budget
EXPENSES				Quarter 0						
ADMINISTRATIVE STAFF PERSONNEL COSTS				No. of Positions						
Executive Management	#NAME?	-	-	-	#NAME?	#NAME?	-	-		
Instructional Management	#NAME?	-	-	-	#NAME?	#NAME?	-	-		
Deans, Directors & Coordinators	#NAME?	-	-	-	#NAME?	#NAME?	-	-		
CFO / Director of Finance	#NAME?	-	-	-	#NAME?	#NAME?	-	-		
Operation / Business Manager	#NAME?	-	-	-	#NAME?	#NAME?	-	-		
Administrative Staff	#NAME?	-	-	-	#NAME?	#NAME?	-	-		
TOTAL ADMINISTRATIVE STAFF	#NAME?	-	-	-	#NAME?	#NAME?	-	-		
INSTRUCTIONAL PERSONNEL COSTS										
Teachers - Regular	#NAME?	-	-	-	#NAME?	#NAME?	-	-		
Teachers - SPED	#NAME?	-	-	-	#NAME?	#NAME?	-	-		
Substitute Teachers	#NAME?	-	-	-	#NAME?	#NAME?	-	-		
Teaching Assistants	#NAME?	-	-	-	#NAME?	#NAME?	-	-		
Specialty Teachers	#NAME?	-	-	-	#NAME?	#NAME?	-	-		
Aides	#NAME?	-	-	-	#NAME?	#NAME?	-	-		
Therapists & Counselors	#NAME?	-	-	-	#NAME?	#NAME?	-	-		
Other	#NAME?	-	-	-	#NAME?	#NAME?	-	-		
TOTAL INSTRUCTIONAL	#NAME?	-	-	-	#NAME?	#NAME?	-	-		
NON-INSTRUCTIONAL PERSONNEL COSTS										
Nurse	#NAME?	-	-	-	#NAME?	#NAME?	-	-		
Librarian	#NAME?	-	-	-	#NAME?	#NAME?	-	-		
Custodian	#NAME?	-	-	-	#NAME?	#NAME?	-	-		
Security	#NAME?	-	-	-	#NAME?	#NAME?	-	-		
Other	#NAME?	-	-	-	#NAME?	#NAME?	-	-		
TOTAL NON-INSTRUCTIONAL	#NAME?	-	-	-	#NAME?	#NAME?	-	-		
SUBTOTAL PERSONNEL SERVICE COSTS										
#NAME?				-	-	-	#NAME?	#NAME?	-	-
PAYROLL TAXES AND BENEFITS										
Payroll Taxes		-	-	-	#NAME?	#NAME?	-	-		
Fringe / Employee Benefits		-	-	-	#NAME?	#NAME?	-	-		
Retirement / Pension		-	-	-	#NAME?	#NAME?	-	-		
TOTAL PAYROLL TAXES AND BENEFITS		-	-	-	#NAME?	#NAME?	-	-		
TOTAL PERSONNEL SERVICE COSTS										
#NAME?				-	-	-	#NAME?	#NAME?	-	-
CONTRACTED SERVICES										
Accounting / Audit		-	-	-	#NAME?	#NAME?	-	-		
Legal		-	-	-	#NAME?	#NAME?	-	-		
Management Company Fee		-	-	-	#NAME?	#NAME?	-	-		
Nurse Services		-	-	-	#NAME?	#NAME?	-	-		
Food Service / School Lunch		-	-	-	#NAME?	#NAME?	-	-		
Payroll Services		-	-	-	#NAME?	#NAME?	-	-		
Special Ed Services		-	-	-	#NAME?	#NAME?	-	-		
Titlement Services (i.e. Title I)		-	-	-	#NAME?	#NAME?	-	-		
Other Purchased / Professional / Consulting		-	-	-	#NAME?	#NAME?	-	-		
TOTAL CONTRACTED SERVICES		-	-	-	#NAME?	#NAME?	-	-		

				CENTRAL BROOKLYN ASCEND CHARTER			
				Budget / Operating Plan			
				2016-17			
Total Revenue	-	-	-	#NAME?	#NAME?	-	-
Total Expenses	-	-	-	#NAME?	#NAME?	-	-
Net Income	-	-	-	#NAME?	#NAME?	-	-
Actual Student Enrollment	-	-	-			-	-
				TOTALS AND VARIANCE ANALYSIS			
*NOTE: Enrollment, Revenue and Expenditure Data IN the 'Total and Variance Analysis' Section is Based on LAST ACTUAL Quarter Completed							
				Actual	Current Budget (Current Quarter)	Actual vs. Current Budget	Current Budget - TY
SCHOOL OPERATIONS							
Board Expenses	-	-	-	#NAME?	#NAME?	-	-
Classroom / Teaching Supplies & Materials	-	-	-	#NAME?	#NAME?	-	-
Special Ed Supplies & Materials	-	-	-	#NAME?	#NAME?	-	-
Textbooks / Workbooks	-	-	-	#NAME?	#NAME?	-	-
Supplies & Materials other	-	-	-	#NAME?	#NAME?	-	-
Equipment / Furniture	-	-	-	#NAME?	#NAME?	-	-
Telephone	-	-	-	#NAME?	#NAME?	-	-
Technology	-	-	-	#NAME?	#NAME?	-	-
Student Testing & Assessment	-	-	-	#NAME?	#NAME?	-	-
Field Trips	-	-	-	#NAME?	#NAME?	-	-
Transportation (student)	-	-	-	#NAME?	#NAME?	-	-
Student Services - other	-	-	-	#NAME?	#NAME?	-	-
Office Expense	-	-	-	#NAME?	#NAME?	-	-
Staff Development	-	-	-	#NAME?	#NAME?	-	-
Staff Recruitment	-	-	-	#NAME?	#NAME?	-	-
Student Recruitment / Marketing	-	-	-	#NAME?	#NAME?	-	-
School Meals / Lunch	-	-	-	#NAME?	#NAME?	-	-
Travel (Staff)	-	-	-	#NAME?	#NAME?	-	-
Fundraising	-	-	-	#NAME?	#NAME?	-	-
Other	-	-	-	#NAME?	#NAME?	-	-
TOTAL SCHOOL OPERATIONS				-	-	-	-
FACILITY OPERATION & MAINTENANCE							
Insurance	-	-	-	#NAME?	#NAME?	-	-
Janitorial	-	-	-	#NAME?	#NAME?	-	-
Building and Land Rent / Lease / Facility Finance Interest	-	-	-	#NAME?	#NAME?	-	-
Repairs & Maintenance	-	-	-	#NAME?	#NAME?	-	-
Equipment / Furniture	-	-	-	#NAME?	#NAME?	-	-
Security	-	-	-	#NAME?	#NAME?	-	-
Utilities	-	-	-	#NAME?	#NAME?	-	-
TOTAL FACILITY OPERATION & MAINTENANCE				-	-	-	-
DEPRECIATION & AMORTIZATION				-	-	-	-
RESERVES / CONTINGENCY				-	-	-	-
TOTAL EXPENSES				-	-	-	-
NET INCOME				-	-	-	-

				CENTRAL BROOKLYN ASCEND CHARTER			
				Budget / Operating Plan			
				2016-17			
Total Revenue	-	-	-	#NAME?	#NAME?	-	-
Total Expenses	-	-	-	#NAME?	#NAME?	-	-
Net Income	-	-	-	#NAME?	#NAME?	-	-
Actual Student Enrollment	-	-	-				
				TOTALS AND VARIANCE ANALYSIS			
*NOTE: Enrollment, Revenue and Expenditure Data IN the 'Total and Variance Analysis' Section is Based on LAST ACTUAL Quarter Completed				Actual Budget (Current Quarter)	Actual vs. Current Budget	Actual vs. Current Budget TY	Original Budget (Current Quarter)
				Actual	Current Budget - TY		Actual vs. Original Budget
ENROLLMENT - *School Districts Are Linked To Above Entries*				* Enrollment Data Based on Last Actual Quarter Completed			
NYC CHANCELLOR'S OFFICE				-	-	-	-
-				-	-	-	-
-				-	-	-	-
-				-	-	-	-
-				-	-	-	-
-				-	-	-	-
-				-	-	-	-
-				-	-	-	-
-				-	-	-	-
-				-	-	-	-
-				-	-	-	-
-				-	-	-	-
-				-	-	-	-
-				-	-	-	-
-				-	-	-	-
ALL OTHER School Districts: (Count = 0)				-	-	-	-
TOTAL ENROLLMENT				-	-	-	-
REVENUE PER PUPIL				-	-	-	-
EXPENSES PER PUPIL				-	-	-	-

ER SCHOOL	
-----------	--

ER SCHOOL

Total Revenue	#NAME?	#NAME?	-	-
Total Expenses	5,999,113	5,999,113	-	-
Net Income	#NAME?	#NAME?	-	-
Actual Student Enrollment			-	
		5		
*NOTE: Enrollment, Revenue and Expenditure Data IN the 'Total and Variance Analysis' Section is Based on LAST ACTUAL Quarter Completed		Actual vs. Original Budget TY	PT Actual (PT TY / No. of COMPLETED Actual CY Quarters	Actual CY vs. Actual PY

EXPENSES		Quarter 0		
ADMINISTRATIVE STAFF PERSONNEL COSTS		No. of Positions		
Executive Management	#NAME?	-	-	-
Instructional Management	#NAME?	132,612	132,612	-
Deans, Directors & Coordinators	#NAME?	315,001	315,001	-
CFO / Director of Finance	#NAME?	-	-	-
Operation / Business Manager	#NAME?	92,700	92,700	-
Administrative Staff	#NAME?	98,308	98,308	-
TOTAL ADMINISTRATIVE STAFF	#NAME?	638,621	638,621	-
INSTRUCTIONAL PERSONNEL COSTS				
Teachers - Regular	#NAME?	1,041,898	1,041,898	-
Teachers - SPED	#NAME?	424,257	424,257	-
Substitute Teachers	#NAME?	-	-	-
Teaching Assistants	#NAME?	-	-	-
Specialty Teachers	#NAME?	173,648	173,648	-
Aides	#NAME?	-	-	-
Therapists & Counselors	#NAME?	270,249	270,249	-
Other	#NAME?	7,000	7,000	-
TOTAL INSTRUCTIONAL	#NAME?	1,917,052	1,917,052	-
NON-INSTRUCTIONAL PERSONNEL COSTS				
Nurse	#NAME?	-	-	-
Librarian	#NAME?	-	-	-
Custodian	#NAME?	-	-	-
Security	#NAME?	-	-	-
Other	#NAME?	24,960	24,960	-
TOTAL NON-INSTRUCTIONAL	#NAME?	24,960	24,960	-
SUBTOTAL PERSONNEL SERVICE COSTS		#NAME?	2,580,633	2,580,633
PAYROLL TAXES AND BENEFITS				
Payroll Taxes		-	-	-
Fringe / Employee Benefits		452,836	452,836	-
Retirement / Pension		-	-	-
TOTAL PAYROLL TAXES AND BENEFITS		452,836	452,836	-
TOTAL PERSONNEL SERVICE COSTS		#NAME?	3,033,469	3,033,469
CONTRACTED SERVICES				
Accounting / Audit		18,252	18,252	-
Legal		2,000	2,000	-
Management Company Fee		892,288	892,288	-
Nurse Services		-	-	-
Food Service / School Lunch		-	-	-
Payroll Services		8,500	8,500	-
Special Ed Services		10,000	10,000	-
Titlement Services (i.e. Title I)		-	-	-
Other Purchased / Professional / Consulting		180,000	180,000	-
TOTAL CONTRACTED SERVICES		1,111,040	1,111,040	-

ER SCHOOL

Total Revenue	#NAME?	#NAME?	-	-
Total Expenses	5,999,113	5,999,113	-	-
Net Income	#NAME?	#NAME?	-	-
Actual Student Enrollment			-	
5				
*NOTE: Enrollment, Revenue and Expenditure Data IN the 'Total and Variance Analysis' Section is Based on LAST ACTUAL Quarter Completed				
	Original Budget - TY	Actual vs. Original Budget TY	PT Actual (PT TY / No. of COMPLETED Actual CY Quarters	Actual CY vs. Actual PY
SCHOOL OPERATIONS				
Board Expenses	-	-	-	-
Classroom / Teaching Supplies & Materials	65,000	65,000	-	-
Special Ed Supplies & Materials	5,500	5,500	-	-
Textbooks / Workbooks	-	-	-	-
Supplies & Materials other	3,752	3,752	-	-
Equipment / Furniture	10,000	10,000	-	-
Telephone	40,000	40,000	-	-
Technology	2,500	2,500	-	-
Student Testing & Assessment	7,524	7,524	-	-
Field Trips	2,500	2,500	-	-
Transportation (student)	-	-	-	-
Student Services - other	4,000	4,000	-	-
Office Expense	41,472	41,472	-	-
Staff Development	36,000	36,000	-	-
Staff Recruitment	9,000	9,000	-	-
Student Recruitment / Marketing	10,000	10,000	-	-
School Meals / Lunch	5,000	5,000	-	-
Travel (Staff)	1,000	1,000	-	-
Fundraising	-	-	-	-
Other	38,684	38,684	-	-
TOTAL SCHOOL OPERATIONS	281,932	281,932	-	-
FACILITY OPERATION & MAINTENANCE				
Insurance	44,144	44,144	-	-
Janitorial	12,000	12,000	-	-
Building and Land Rent / Lease / Facility Finance Interest	1,197,396	1,197,396	-	-
Repairs & Maintenance	53,300	53,300	-	-
Equipment / Furniture	40,000	40,000	-	-
Security	-	-	-	-
Utilities	95,000	95,000	-	-
TOTAL FACILITY OPERATION & MAINTENANCE	1,441,840	1,441,840	-	-
DEPRECIATION & AMORTIZATION	130,832	130,832	-	-
RESERVES / CONTINGENCY	-	-	-	-
TOTAL EXPENSES	5,999,113	5,999,113	-	-
NET INCOME	#NAME?	#NAME?	-	-

ER SCHOOL				
Total Revenue	#NAME?	#NAME?	-	-
Total Expenses	5,999,113	5,999,113	-	-
Net Income	#NAME?	#NAME?	-	-
Actual Student Enrollment			-	
		5		
*NOTE: Enrollment, Revenue and Expenditure Data IN the 'Total and Variance Analysis' Section is Based on LAST ACTUAL Quarter Completed		Actual vs. Original Budget - TY	Actual (P.Y. TY / No. of COMPLETED Actual CY Quarters	Actual CY vs. Actual PY
ENROLLMENT - *School Districts Are Linked To Above Entries*				
NYC CHANCELLOR'S OFFICE			-	-
-			-	-
-			-	-
-			-	-
-			-	-
-			-	-
-			-	-
-			-	-
-			-	-
-			-	-
-			-	-
-			-	-
-			-	-
-			-	-
ALL OTHER School Districts: (Count = 0)			-	-
TOTAL ENROLLMENT			-	-
REVENUE PER PUPIL			-	-
EXPENSES PER PUPIL			-	-



Charter Schools Institute
The State University of New York

Annual Report Requirement

for SUNY Authorized Charter Schools

CENTRAL BROOKLYN ASCEND CHARTER SCHOOL

2016-17

Administrative
expenditures per pupil:

\$0.00

Per NYS Statute

Administrative expenditures per pupil: the sum of all general administration salaries and other general administration expenditures divided by the total number of enrolled students. Employee benefit costs or expenditures should not be reported here.

***NOTE: THIS TAB ONLY NEEDS TO BE COMPLETED FOR Q4**

<p align="center">Disclosure of Financial Interest by a Current or Proposed Charter School Education Corporation Trustee</p>

Trustee Name:

Stephanie Maisterstock

Name of Charter School Education Corporation (for an unmerged school, this is the Charter School Name):

Ascend Charter Schools

1. List all positions held on the education corporation board (e.g., president, treasurer, parent representative). President

2. Is the trustee an employee of any school operated by the Education Corporation?
☐ Yes ☒ No

If **Yes**, for each school, please provide a description of the position(s) you hold, your responsibilities, your salary and your start date.

3. Is the trustee an employee or agent of the management company or institutional partner of the charter school(s) governed by the Education Corporation?
☐ Yes ☒ No

If **Yes**, for each school, please provide a description of the position(s) you hold, your responsibilities, your salary and your start date.


4. Identify each interest/transaction (and provide the requested information) that you or any of your immediate family members or any persons who live with you in your house have held or engaged in with the charter school(s) governed by the Education Corporation during the time you have served on the board, and in the six-month period prior to such service. If there has been no such financial interest or transaction, write **None**. Please note that if you answered **Yes** to Questions 2-4 above, you need not disclose again your employment status, salary, etc.

Date(s)	Nature of Financial Interest/Transaction	Steps taken to avoid a conflict of interest, (e.g., did not vote, did not participate in discussion)	Name of person holding interest or engaging in transaction and relationship to yourself

None			
------	--	--	--


5. Identify each individual, business, corporation, union association, firm, partnership, committee proprietorship, franchise holding company, joint stock company, business or real estate trust, non-profit organization, or other organization or group of people doing business with the school(s) governed by the Education Corporation **and** in which such entity, during the time of your tenure as a trustee, you and/or your immediate family member(s) or person(s) living in your house had a financial interest or other relationship. If you are a member, director, officer or employee of an organization formally partnered with the school(s) that is/are doing business with the school(s) through a management or services agreement, please identify only the name of the organization, your position in the organization, and the relationship between such organization and the school(s). If there was no financial interest, write **None**.

Organization conducting business with the school(s)	Nature of business conducted	Approximate value of the business conducted	Name of Trustee and/or immediate family member of household holding an interest in the organization conducting business with the school(s) and the nature of the interest	Steps Taken to Avoid Conflict of Interest
None				

Signature 

8/1/16
Date

Please note that this document is considered a public record and as such, may be made available to members of the public upon request under the Freedom of Information Law. Personal contact information provided below will be redacted.



<p align="center">Disclosure of Financial Interest by a Current or Proposed Charter School Education Corporation Trustee</p>

Trustee Name:

Kathleen A. Quirk

Name of Charter School Education Corporation (for an unmerged school, this is the Charter School Name):

Ascend Charter Schools

1. List all positions held on the education corporation board (e.g., president, treasurer, parent representative). Vice-chair

2. Is the trustee an employee of any school operated by the Education Corporation?
☐ Yes ☒ No

If **Yes**, for each school, please provide a description of the position(s) you hold, your responsibilities, your salary and your start date.

3. Is the trustee an employee or agent of the management company or institutional partner of the charter school(s) governed by the Education Corporation?
☐ Yes ☒ No

If **Yes**, for each school, please provide a description of the position(s) you hold, your responsibilities, your salary and your start date.

4. Identify each interest/transaction (and provide the requested information) that you or any of your immediate family members or any persons who live with you in your house have held or engaged in with the charter school(s) governed by the Education Corporation during the time you have served on the board, and in the six-month period prior to such service. If there has been no such financial interest or transaction, write **None**. Please note that if you answered **Yes** to Questions 2-4 above, you need not disclose again your employment status, salary, etc.

Date(s)	Nature of Financial Interest/Transaction	Steps taken to avoid a conflict of interest, (e.g., did not vote, did not participate in discussion)	Name of person holding interest or engaging in transaction and relationship to yourself


Please write "None" if applicable. Do not leave this space blank.

NONE

5. Identify each individual, business, corporation, union association, firm, partnership, committee proprietorship, franchise holding company, joint stock company, business or real estate trust, non-profit organization, or other organization or group of people doing business with the school(s) governed by the Education Corporation **and** in which such entity, during the time of your tenure as a trustee, you and/or your immediate family member(s) or person(s) living in your house had a financial interest or other relationship. If you are a member, director, officer or employee of an organization formally partnered with the school(s) that is/are doing business with the school(s) through a management or services agreement, please identify only the name of the organization, your position in the organization, and the relationship between such organization and the school(s). If there was no financial interest, write **None**.

Organization conducting business with the school(s)	Nature of business conducted	Approximate value of the business conducted	Name of Trustee and/or immediate family member of household holding an interest in the organization conducting business with the school(s) and the nature of the interest	Steps Taken to Avoid Conflict of Interest
Please write "None" if applicable. Do not leave this space blank.				
NONE				


Signature



Date

7/31/2016

Please note that this document is considered a public record and as such, may be made available to members of the public upon request under the Freedom of Information Law. Personal contact information provided below will be redacted.



**Disclosure of Financial Interest by a Current or Proposed Charter School
Education Corporation Trustee**

Trustee Name:

ORAL WALCOTT

Name of Charter School Education Corporation (for an unmerged school, this is the Charter School Name):

ASCEND CHARTER SCHOOLS

1. List all positions held on the education corporation board (e.g., president, treasurer, parent representative).

PARENT REPRESENTATIVE

2. Is the trustee an employee of any school operated by the Education Corporation?
 Yes ✓ No

If **Yes**, for each school, please provide a description of the position(s) you hold, your responsibilities, your salary and your start date.

3. Is the trustee an employee or agent of the management company or institutional partner of the charter school(s) governed by the Education Corporation?

 Yes ✓ No

If **Yes**, for each school, please provide a description of the position(s) you hold, your responsibilities, your salary and your start date.

4. Identify each interest/transaction (and provide the requested information) that you or any of your immediate family members or any persons who live with you in your house have held or engaged in with the charter school(s) governed by the Education Corporation during the time you have served on the board, and in the six-month period prior to such service. If there has been no such financial interest or transaction, write **None**. Please note that if you answered **Yes** to Questions 2-4 above, you need not disclose again your employment status, salary, etc.

Date(s)	Nature of Financial Interest/Transaction	Steps taken to avoid a conflict of interest, (e.g., did not vote, did not participate in discussion)	Name of person holding interest or engaging in transaction and relationship to yourself

<i>Please write "None" if applicable. Do not leave this space blank.</i>			
NONE	NONE	NONE	NONE


5. Identify each individual, business, corporation, union association, firm, partnership, committee proprietorship, franchise holding company, joint stock company, business or real estate trust, non-profit organization, or other organization or group of people doing business with the school(s) governed by the Education Corporation **and** in which such entity, during the time of your tenure as a trustee, you and/or your immediate family member(s) or person(s) living in your house had a financial interest or other relationship. If you are a member, director, officer or employee of an organization formally partnered with the school(s) that is/are doing business with the school(s) through a management or services agreement, please identify only the name of the organization, your position in the organization, and the relationship between such organization and the school(s). If there was no financial interest, write None.

Organization conducting business with the school(s)	Nature of business conducted	Approximate value of the business conducted	Name of Trustee and/or immediate family member of household holding an interest in the organization conducting business with the school(s) and the nature of the interest	Steps Taken to Avoid Conflict of Interest
<i>Please write "None" if applicable. Do not leave this space blank.</i>				
NONE		NONE		NONE

Signature

Date

Please note that this document is considered a public record and as such, may be made available to members of the public upon request under the Freedom of Information Law. Personal contact information provided below will be redacted.



**DISCLOSURE OF FINANCIAL INTEREST
BY A CHARTER SCHOOL TRUSTEE¹**

FOR INSTITUTE USE ONLY

FILING FOR SCHOOL YEAR:

DATE RECEIVED: _____

1. Name of charter school: Ascend
2. Trustee's name (print): Katya Levitan-Reiner
3. Position(s) on board (e.g., chair, treasurer, committee chair, etc.): _____
4. Home address: [REDACTED]
5. Business Address: [REDACTED]
6. Daytime [REDACTED]
7. E-mail: [REDACTED]
8. Is Trustee an employee of the school? ☐ Yes. ☒ No. If you checked yes, please provide a description of the position you hold, your salary and your start date.

9. Identify each interest/transaction (and provide the requested information) that you or any of your immediate family members have held or engaged in with the charter school during the prior school year. If there has been no such financial interest or transaction, please *write "None."* Please note that if you answered yes to Question 8, you need not disclose again your employment status, salary, etc.

Date(s)	Nature of Financial Interest/Transaction	Steps Taken to Avoid a Conflict of Interest, (e.g., did not vote, did not participate in discussion)	Identity of Person Holding Interest or Engaging in Transaction (e.g., you and/or immediate family member (name))
NONE			

¹ Form Revised May 24, 2006

10. Identify each individual, business, corporation, union association, firm, partnership, committee proprietorship, franchise holding company, joint stock company, business or real estate trust, non-profit organization, or other organization or group of people doing business with the charter school *and* in which such entity, during the preceding school year, you and/or your immediate family member(s) had a financial interest or other relationship. If you are a member, director, officer or employee of an organization formally partnered with the school that is doing business with the school through a management or services agreement, you need not list every transaction between such entity and the school that is pursuant to such agreement; rather, please identify only the name of the entity, your position in the entity as well as the relationship between such entity and the charter school. If there was no financial interest, please write “None.”

Entity Conducting Business with the School	Nature of Business Conducted	Approximate Value of the Business Conducted	Name of Trustee and/or Immediate Family Holding an Interest in the Entity Conducting Business with the School and the Nature of the Interest	Steps Taken to Avoid Conflict of Interest
<i>None</i>				

Katya Levitan-Reiner

Signature

06/01/2016
Date



Entry 9 BOT Table

Last updated: 07/29/2016

Page 1

1. Current Board Member Information

	Trustee Name	Email Address	Position on the Board	Committee Affiliations	Voting Member? (Y/N)	Area of Expertise, and/or Additional Role at School (parent, staff member, etc.)	Number of Terms Served and Length of Each (Include election date and term expiration)
1	Stephanie Mauterstock		Chair/Board President	Executive, Finance, Nominating	Yes	education	06/2016-06/2017
2	Amanda Craft		Secretary	Executive, Academic, Hiring	Yes	human resources	06/2016-06/2017
3	Kathleen Quirk		Vice Chair/Vice President	Executive, Academic, Hiring	Yes	education	06/2016-06/2017
4	Christine Schlendorf		Trustee/Member	Finance	Yes	facilities/architecture	06/2016-06/2017
5	Kwaku Andoh		Trustee/Member	Academic	Yes	finance	06/2016-06/2017
6	Oral Walcott		Trustee/Member	Executive, Nominating, Hiring	Yes	parent	06/2016-06/2017
7	Katya Levitan-Reiner		Treasurer	Finance, Nominating	Yes	education	06/2016-06/2017
8							

9							
10							
11							
12							
13							
14							
15							
16							
17							
18							
19							
20							

2. Total Number of Members on June 30, 2015

5

3. Total Number of Members Joining the Board 2015-16 School Year

2

4. Total Number of Members Departing the Board during the 2015-16 School Year

1

5. Number of Voting Members 2015-16, as set by the by-laws, resolution or minutes

6

6. Number of Board Meetings Conducted in the 2015-16 School Year

10

7. Number of Board Meetings Scheduled for the 2016-17 School Year

12

Thank you.

Enrollment and Retention Efforts, Central Brooklyn Ascend Charter School

Central Brooklyn Ascend aims to provide a model of a high-performing, college-preparatory charter network serving a wide range of students, especially those most historically underserved by the public school system. Currently, the Central Brooklyn Ascend student population is representative of the ethnic and socioeconomic communities we serve, with 97 percent minority (black and Latino) and 83 percent low-income (FRPL) students. Central Brooklyn Ascend currently serves 13 percent special education (SPED) and 6 percent English Language Learner (ELL) students. Although the percentages in our other schools are slightly lower than the surrounding communities, they have grown steadily each year.

An essential element of Central Brooklyn Ascend's value proposition is that we are truly public schools serving all students. Central Brooklyn Ascend leaders actively work to retain all students regardless of special needs and English Language Learner status, averting possible selection effects from attrition.

Over the last three years, we have made significant efforts as a network to conduct outreach to students and families to increase our ELL and SPED populations. To continue increasing the percentage of ELLs we serve, for instance, Central Brooklyn Ascend conducts student recruitment outreach in Spanish- and Haitian Creole-speaking communities by building relationships with daycare centers, community centers, churches, and other community organizations. We also provide Spanish-language print materials to inform parents about our schools. To continue to increase SPED students in our network, Central Brooklyn Ascend reaches out to early childhood centers serving students with disabilities in our communities to encourage them to apply to Central Brooklyn Ascend schools. See Appendix H: Additional Information for detailed information about our growing percentages of ELLs and students with disabilities.

Central Brooklyn Ascend is intentional about hiring a diverse staff with a significant percentage of educators sharing the racial and ethnic backgrounds of our students. We believe children benefit from seeing and learning from people who look like them, and seeing adults of different races, ages, and backgrounds working together toward a shared mission; our multi-racial staff is a point of pride for Central Brooklyn Ascend and stands in contrast to many other charter management organizations. Our school staff is approximately 53 percent black, 35 percent white, 7 percent Latino, and 5 percent Asian and Other. Further, Central Brooklyn Ascend offers a rigorous and purposefully multicultural liberal arts curriculum that features literature from communities across the United States and the world, including a focus on the literature of the African diaspora as well as the Western canon. In these ways, we promote diversity at Central Brooklyn Ascend schools and an educational model that provides an excellent education for all children and prepares them for success in a multi-cultural society.

Critical to Central Brooklyn Ascend's educational model is the retention and education of all students. Central Brooklyn Ascend's student retention exceeds 86 percent at every school in each of the past three years, with the exception of the Central Brooklyn Ascend school that had to relocate. When it moved to a facility in a different school district, many families were deeply disappointed to find that travel time to the new location had become untenable. Retention across subgroups including students qualifying for FRPL, black and Latino students, students with disabilities, and those with limited English proficiency, is similarly high. Central Brooklyn Ascend retention rates are calculated conservatively, based on the number of students who remained at the Central Brooklyn Ascend school in which they were enrolled, regardless of whether or not withdrawals resulted from a family relocation. School leaders highly discourage withdrawals, and an explicit goal of less than 5 percent attrition is included in all school director performance management plans. Each year, as we have increased enrollment of students with special needs, we have increased the services available to those students and are better positioned to respond to the needs of that school population.

Recruitment and Retention of SPED Students

At Central Brooklyn Ascend, we are committed to closing the achievement gap for each and every child, including every student with special needs. We are committed to ensuring that students with special

needs make dramatic academic, independence, and self-advocacy gains. Our approach to serving students with special needs is grounded in our mission of preparing all students for college.

Recruitment:

In our marketing efforts, the school works closely with the district Committee on Special Education (CSE) offices to reach out to all student populations, distributing promotional materials to childcare centers (including Head Start facilities) with SPED populations, early intervention programs, doctors' offices, the Central Brooklyn Early Childhood Direction Center, and other community agencies that serve children with disabilities. All marketing materials include explicit language stating that Central Brooklyn Ascend Charter School welcomes special education students. Central Brooklyn Ascend Learning also plans to invite heads of local Head Start facilities and CSEs to a special breakfast presentation about the school's program. Using such a strategy, the school has attracted students with special needs in percentages comparable to the resident Community School District.

As part of the admissions process, all families are asked how they heard about the school, and the school tracks such referrals as a proxy for recruitment data on potential students with disabilities.

In each year of operation, the school has attracted more special education students than in the previous year as we have expanded by one grade each year.

As an example of our outreach efforts, in the 2015-2016 school year, the director of student services and the director of school operations participated in an outreach event by Resources for Children with Special needs where parents were able to learn about Central Brooklyn Ascend's special education programs and gather relevant marketing materials and submit applications.

Retention:

Faculty and staff at Central Brooklyn Ascend Charter School embrace students with special needs with the same enthusiasm they apply to all scholars at the school, communicating with words and actions appreciation, respect, and unfailing support. Faculty and staff communicate regularly with all parents via e-mail and phone, and at parent-teacher conferences and school events. Special meetings with parents of children with special needs (to discuss placement, changes of services, progress, and the like) provides additional opportunities for faculty and staff to gauge parental satisfaction and respond to any concerns—before they escalate to the point of a student's withdrawal.

Central Brooklyn Ascend's goal is to ensure that all scholars obtain a substantive and quality education regardless of their individual impediments or language requirements. We aim to meet these goals by offering a remedial program for both English and math, supplemental evidence-based instruction, a longer school year and several support settings including co-teaching.

Schools across the Ascend network have implemented a Response to Intervention Approach, which is a multi-tiered model. This means that each RTI tier provides more intensive support than the tier before it. Struggling students are provided additional support beyond what is provided in class, though they will continue to attend their main subject classes while they receive this extra help. Student progress will be monitored regularly by teachers, and support staff if appropriate, to ensure they show improvement toward meeting grade-level standards. Changes to the frequency, time, or intensity of the intervention depend on students' individual needs and progress, and are reassessed regularly.

In the 2012-2013 school year, the Canarsie Ascend Learning student support team created a special education parent group that has met several times across all schools in the Ascend network, including Central Brooklyn Ascend. The purposes of the group were support and education. Session topics have included Understanding Your Child's IEP, Knowing Your Child's Disability, and The Evaluation Process: What Does This Testing Really Mean?

Further, the Ascend network has expanded its Integrated Co-Teaching Model (ICT) to accommodate increasing student need. ICT is an integrated service through which students with disabilities are educated with age appropriate peers in the general education classroom. It provides students the opportunity to be educated alongside their non-disabled peers with the full-time support of a special education teacher throughout the day to assist in adapting and modifying instruction. Students with disabilities are able to receive intervention throughout the school day in real time, eliminating learning gaps from forming in the first place. The general education students also benefit from smaller group instruction and modification throughout the day.

The culture at Central Brooklyn Ascend is one of caring and compassion, such that students will value one another's differences, cheer for their peers who are struggling, and celebrate progress. All students are regarded as scholars and treated as such. No one is exempt from high expectations. Students who might otherwise be consigned to separate offerings and held to a lesser standard thrive with a program that builds their knowledge systematically. This powerful culture of achievement for *all* and emphasis on teamwork and sense of family have contributed to extremely low attrition rates at Central Brooklyn Ascend.

Central Brooklyn Ascend Charter School carefully tracks student performance and persistence. The school reports to the board of trustees on adherence to special education and other enrollment targets. The board monitors such data and holds the school's leadership team accountable for meeting the needs of students with identified special needs. The board currently conducts outreach and follow-up to families who withdraw their children from the school to determine why they elected to withdraw. While some student attrition results inevitably from family mobility, the trustees focus especially on families who indicate that they are withdrawing their children from the school because of dissatisfaction. The school documents all such reports, board discussions, and follow-up activities, and keeps these records on file for at least the full charter period. This documentation guides school leaders in adjusting their strategies should they experience difficulty meeting their enrollment targets; it also helps them identify patterns or trends in enrollment and attrition.

The school's most effective recruitment and retention tool is our parent body. The school closely works with parents to ensure they are getting the support they need, and that they are satisfied with the education and services that their children are receiving. Evidence of parent satisfaction and parent demand can be seen in our annually rolling wait list. As of August 1, 2016 Central Brooklyn Ascend has a waiting list of 930 students for the 2016-2017 school year.

Recruitment and Retention of ELL Students

Central Brooklyn Ascend works to attract and retain English language learners in numbers comparable to the host districts in which the schools reside, and our schools ensure that such students are strongly welcomed and served effectively. Staff visit neighborhood feeder schools (pre-schools, including Head Start facilities and elementary schools) that serve high populations of students who are learning English as a second. The network recruitment team and staff also recruit students by reaching out to doctors' offices, churches, grocery stores, restaurants, and diverse community organizations, including the Central Brooklyn Early Childhood Direction Center and other community agencies that serve English language learners.

The school has all marketing materials translated into Spanish, and has a native speaker available at the school, which fosters inclusion of our non-English-speaking families, and helps to integrate the school more fully in the life of the community. All marketing materials include explicit language stating that Central Brooklyn Ascend schools do not discriminate against English language learners.

The school employs an outreach strategy to cultivate relationships with businesses and other organizations serving minority language communities in the district. For example, the school targets

stores that are owned by members of minority-language communities or are frequented by non- English speakers, e.g., ethnic grocery stores and restaurants, as well as churches and daycare centers that serve minority-language populations. The school drops off and distributes dual-language flyers at these locations. The school documents all outreach efforts.

As described above, the school's strong culture of achievement, respect, and compassion enfolds all students—including English language learners—in a powerful embrace, which we believe is one factor that has a positive impact on our retention rate. As noted, faculty and staff communicate regularly with all parents via e-mail and phone and at parent-teacher conferences and school events. Special meetings with parents of English language learners (to discuss placement, progress, and any issues) provide additional opportunities for faculty and staff to gauge parental satisfaction and respond proactively to any concerns.

The most powerful means of attracting and retaining English language learners, of course, is providing a program that helps students develop English language skills reliably and within a reasonable amount of time.

Recruitment and Retention: FRPL

As shown in the table below, Central Brooklyn Ascend Charter School serves a higher proportion of students who are eligible for free or reduced price lunch as that of the community school district in which the school is located. As a result, the school will not make any additions to its current student recruitment strategies to attract more students who are eligible applicants for the free and reduced price lunch program. According to school records, 86% percent of Central Brooklyn Ascend students applied for free or reduced price lunch in the 2015-2016 school year well above the CSD percentage of 66%.



Entry 12 Teacher and Administrator Attrition

Last updated: 08/01/2016

Report changes in teacher and administrator staffing.

Page 1

Instructions for completing the Teacher and Administrator Attrition Tables

The following tables reflect formatting in the online portal required for Regents authorized charter schools. Schools should provide, for teachers and administrators only, the full time equivalent (FTE) of staff on June 30, 2015; the FTE for added staff from July 1, 2015 through June 30, 2016; and the FTE for any departed staff from July 1, 2015 through June 30, 2016 using the two tables provided.

2015-16 Teacher Attrition Table

	FTE Teachers on June 30, 2015	FTE Teachers Departed 7/1/15 - 6/30/16	FTE Teachers Filling Vacant Positions 7/1/15 - 6/30/16	FTE Teachers Added in New Positions 7/1/15-6/30/16	FTE of Teachers on June 30, 2016
	15	6	6	5	20

2015-16 Administrator Position Attrition Table

	FTE Administrative Positions on June 30, 2015	FTE Administrators Departed 7/1/15 - 6/30/16	FTE Administrators Filling Vacant Positions 7/1/15 - 6/30/16	FTE Administrators Added in New Positions 7/1/15-6/30/16	FTE Administrative Positions on June 30, 2016
	4	1	1	3	7

Thank you

Ascend Charter Schools Grades 00(KG) - 08

School Year Calendar 2016-2017

September 6-7	Scholar Orientation; some grades (1:00 pm dismissal; no buses)	
September 8-9	All scholars in attendance (1:00 pm dismissal; no buses)	
September 12	Full-length school day begins; busing begins	Month: 15, Total: 15
October 3-4	No school; Rosh Hashanah	
October 10	No school; Columbus Day	
October 12	No school; Yom Kippur	
October 28	No scholars; Professional Development #1	Month: 17, Total: 32
November 7	BVLS, BVMS only: No scholars; Professional Development #2	
November 8	CALS, CBACS only: No scholars; Professional Development #2	
November 9	BWLS, BWMS only: No scholars; Professional Development #2	
November 10	BACS, BAMS only: No scholars; Professional Development #2	
November 11	No school; Veterans Day	
November 17-18	Progress Report Conferences (1:00 pm dismissal for scholars)	
November 23	1:00pm dismissal for scholars	
November 24-25	No school; Thanksgiving Recess	Month: 19, Total: 51
December 26-January 2	No school; Winter Recess	Month: 17, Total: 68
January 16	No school; Dr. Martin Luther King Jr. Day	
January 20	No scholars; Professional Development #3	
January 27	End of Term 1	Month: 20, Total: 88
February 3	No scholars; Professional Development #4	
February 16	1:00 pm dismissal for scholars	
February 20-24	No school; Midwinter Recess	Month: 15, Total: 103
March 17	No scholars; Professional Development #5	
March 27-31	Grades 03-08 English State Exam	Month: 22, Total: 125
April 14	No school; Spring Recess 1	Month: 19, Total: 144
May 1-5	Grades 03-08 Math State Exam	
May 11-12	Progress Report Conferences (1:00 pm dismissal for scholars)	
May 15-19	No school; Spring Recess 2	
May 24-June 2	Grades 04, 08 State Science Exam (various days)	
May 29	No school; Memorial Day	Month: 17, Total: 161
June 29	Last day for scholars (1:00 pm dismissal for scholars)	
June 29	End of Term 2	
June 30	Last day for teachers	Month: 21, Total: 182

Ascend Charter Schools

Full Year Staff Holiday Schedule

Applicable to Ascend Learning Staff and School Based Non-Instructional Staff

School Year Calendar 2016-2017

Friday, July 4	Independence Day
Monday, September 5	Labor Day
Monday, October 10	Columbus Day
Friday, November 11	Veterans Day
Wednesday, November 23	(Half Day) Thanksgiving Eve
Thursday, November 24–Friday, November 25	Thanksgiving Break
Monday, December 26–Friday December 30	Winter Break
Monday, January 2	New Year’s Day (observed)
Monday, January 16	Dr. Martin Luther King Jr. Day
Monday, February 20	Washington’s Birthday (Presidents Day)
Monday, May 29	Memorial Day