



# Entry 1 School Information

Created: 06/29/2016

Last updated: 07/29/2016

Please be advised that you will need to complete this cover page (including signatures) before all of the other tasks assigned to you by your authorizer are visible on your task page. While completing this task, please ensure that you select the correct authorizer or you may not be assigned the correct tasks.

## Page 1

### a. SCHOOL NAME AND BEDS#

(Select name from the drop down menu)

BUFFALO UNITED CS (SUNY TRUSTEES) 140600860851

### b. CHARTER AUTHORIZER

(For technical reasons, please re select authorizer name from the drop down menu).

SUNY Authorized Charter School

### c. DISTRICT / CSD OF LOCATION

Buffalo

### d1. SCHOOL INFORMATION

	PRIMARY ADDRESS	PHONE NUMBER	FAX NUMBER	EMAIL ADDRESS
	325 Manhattan Ave., Buffalo, NY 14214	716-835-9862	716-835-6272	

### d2. PHONE CONTACT NUMBER FOR AFTER HOURS EMERGENCIES

Contact Name	Tammy Messmer
Title	Principal

Emergency Phone Number (###-###-####)

**e. SCHOOL WEB ADDRESS (URL)**

<https://www.nhaschools.com/schools/buffalounited/en/pages/default.aspx>

**f. DATE OF INITIAL CHARTER**

09/2002

**g. DATE FIRST OPENED FOR INSTRUCTION**

09/2003

**i. TOTAL ENROLLMENT ON JUNE 30, 2016**

718

**j. GRADES SERVED IN SCHOOL YEAR 2015-16**

Check all that apply

Grades Served

K, 1, 2, 3, 4, 5, 6, 7, 8

**k1. DOES THE SCHOOL CONTRACT WITH A CHARTER OR EDUCATIONAL MANAGEMENT ORGANIZATION?**

Yes

**k2. NAME OF CMO/EMO AND ADDRESS**

NAME OF CMO/EMO	National Heritage Academies
PHYSICAL STREET ADDRESS	3850 Broadmoor Ave. Ste. 201
CITY	Grand Rapids

STATE	MI
ZIP CODE	49512
EMAIL ADDRESS	<a href="mailto:info@nhaschools.com">info@nhaschools.com</a>

## Page 2

### I1. FACILITIES

Does the school maintain or operate multiple sites?

	No, just one site.
--	--------------------

### I2. SCHOOL SITES

Please list the sites where the school will operate for the upcoming school year.

	Physical Address	Phone Number	District/CSD	Grades Served at Site	School at Full Capacity at Site	Facilities Agreement
Site 1 (same as primary site)	325 Manhattan Ave, Buffalo, NY 14214	716-835-9862	BUFFALO CITY SD	K-8	Yes	Rent/Lease
Site 2						
Site 3						

#### I2a. Please provide the contact information for Site 1.

	Name	Work Phone	Alternate Phone	Email Address
School Leader	Tammy Messmer			
Operational Leader	Todd McKee			
Compliance Contact	Jason Starr			
Complaint Contact	Jason Starr			

**n1. Were there any revisions to the school's charter during the 2015-16 school year? (Please include approved or pending material and non-material charter revisions).**

No

**o. Name and Position of Individual(s) Who Completed the 2015-16 Annual Report.**

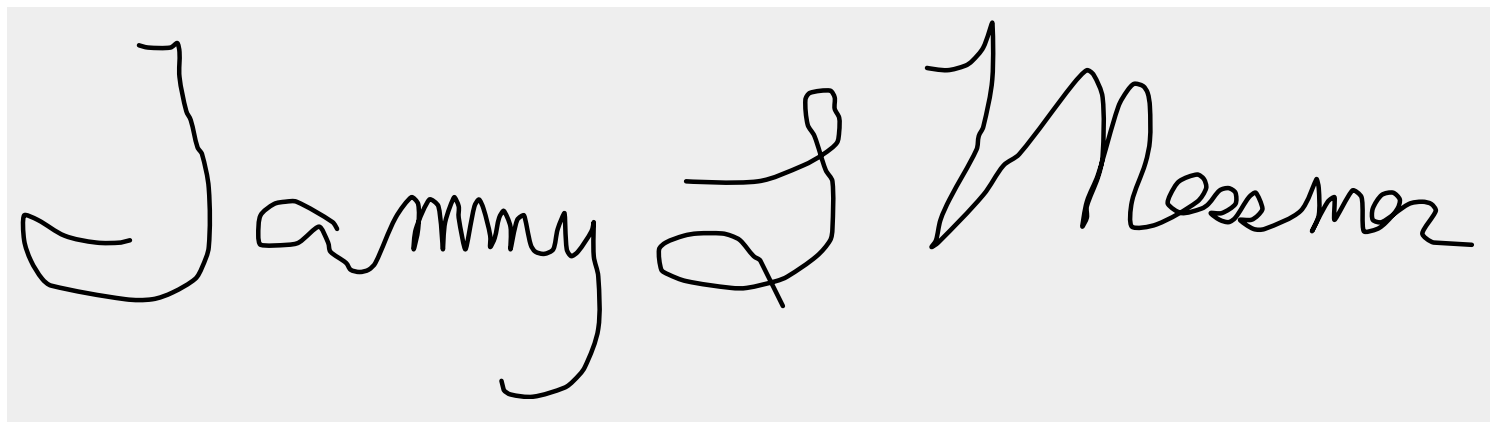
Joey Dreitzler, Board Relations Coordinator

**p. Our signatures below attest that all of the information contained herein is truthful and accurate and that this charter school is in compliance with all aspects of its charter, and with all pertinent Federal, State, and local laws, regulations, and rules. We understand that if any information in any part of this report is found to have been deliberately misrepresented, that will constitute grounds for the revocation of our charter. Check **YES** if you agree and then use the mouse on your PC or the stylist on your mobile device to sign your name).**

**Responses Selected:**

Yes

**Signature, Head of Charter School**

A handwritten signature in black ink on a light gray background. The signature reads "Janny A. Messmer". The first name "Janny" is written in a cursive style, followed by a small "A." and then the last name "Messmer" in a more formal cursive script.

**Signature, President of the Board of Trustees**

Kwong

**Date**

2016/07/29

**Thank you.**



# Entry 2 Link

Last updated: 07/22/2016

---

## Page 1

### **1. NEW YORK STATE REPORT CARD**

**Provide a direct URL or web link to the most recent New York State School Report Card for the charter school (See <https://reportcards.nysed.gov/>).**

(Charter schools completing year one will not yet have a School Report Card or link to one. Please type "URL is not available" in the space provided).

<http://data.nysed.gov/reportcard.php?year=2015&instid=800000056182>



# Entry 4 Expenditures per Child

Last updated: 07/27/2016

## Page 1

### Financial Information

This information is required of ALL charter schools. Provide the following measures of fiscal performance of the charter school in Appendix B (Total Expenditures and Administrative Expenditures Per Child):

### 1. Total Expenditures Per Child

To calculate **'Total Expenditures per Child'** take total expenditures (from the unaudited 2015 16 Schedule of Functional Expenses) and divide by the year end FTE student enrollment. (Integers Only. No dollar signs or commas).

**Note:** The information on the Schedule of Functional Expenses on pages 41-43 of the Audit Guide can help schools locate the amounts to use in the two per pupil calculations: <http://www.p12.nysed.gov/psc/AuditGuide.html>

Line 1: Total Expenditures	10030986
Line 2: Year End FTE student enrollment	691
Line 3: Divide Line 1 by Line 2	14516

### 2. Administrative Expenditures per Child

To calculate **'Administrative Expenditures per Child'** To calculate "Administrative Expenditures per Child" first *add* together the following:

1. Take the relevant portion from the 'personnel services cost' row and the 'management and general' column (from the unaudited 2015 16 Schedule of Functional Expenses)
2. Any contracted administrative/management fee paid to other organizations or corporations
3. Take the total from above and divide it by the year end FTE enrollment. The relevant portion that must be included in this calculation is defined as follows:

Administrative Expenditures: Administration and management of the charter school includes the activities and personnel of the offices of the chief school officer, the finance or business offices, school operations personnel, data management and reporting, human resources, technology, etc. It also includes those administrative and management services provided by other organizations or corporations on behalf of the charter school for which the charter school pays a fee or other compensation. Do not include the FTE of personnel whose role is to directly support the instructional program.

**Notes:**

***The information on the Schedule of Functional Expenses on pages 41-43 of the Audit Guide can help schools locate the amounts to use in the two per pupil calculations:***

***<http://www.p12.nysed.gov/psc/AuditGuide.html>.***

**Employee benefit costs or expenditures should not be reported in the above calculations.**

Line 1: Relevant Personnel Services Cost (Row)	2755947
Line 2: Management and General Cost (Column)	3931384
Line 3: Sum of Line 1 and Line 2	6687331
Line 5: Divide Line 3 by the Year End FTE student enrollment	9677

***Thank you.***





## GENERAL INSTRUCTIONS FOR ANNUAL BUDGET/QUARTERLY REPORT

### TEMPLATE TABS


#### 1- GRAY tab contains the Instructions


<a href="#">Instructions</a>	Provides description of tabs and input requirements.
<a href="#">Funding by District</a>	Charter School Tuition Rates


#### 2- BLUE tabs require input of information

<a href="#">1.) Name of School</a>	>Select school name from list. >Enter contact information.
<a href="#">2.) Enrollment</a>	Enter enrollment information for Annual Budget (& Revisions) and Quarterly Actuals. Includes: >Enrollment by Grade >Enrollment by District
<a href="#">3.) Staffing Plan</a>	Enter staffing plan information for Annual Budget (& Revisions) and Quarterly Actuals. Includes: >Full Time Equivalent (FTE), by Position Category, By Quarter
<a href="#">4.) Yearly Budget</a>	Enter Yearly Budget information. Includes: >"Pior Year" column may be completed based upon preliminary data, and adjusted with Annual Audited data when the Quarter 2 Actuals are being submitted. (Note: Quarterly Revenue allocation may be set) >Budgeted Enrollment data and Per Pupil Revenue for the current year are populated based upon input on tab "2.) Enrollment." >Budgeted FTE for current year is populated based upon input on tab "3.) Staffing Plan." >All other sources of revenue >All expenses >Budget Revisions, as necessary and <i>approved</i> by the school's Board of Directors, should be submitted when submitting Quarterly Actuals.
<a href="#">5.) Balance Sheet</a>	Enter Balance Sheet information for EdCorps. Separate schools merged into a primary EdCorp should NOT use this tab. >"Pior Year" column may be completed based upon preliminary data, and adjusted with Annual Audited data when the Quarter 2 Actuals are being submitted.
<a href="#">6.) Quarterly Report</a>	Enter Actual Quarterly Report information . Includes: >Actual Enrollment data and Per Pupil Revenue for the current year are populated based upon input on tab "2.) Enrollment." >Actual FTE for current year is populated based upon input on tab "3.) Staffing Plan." >All other sources of revenue >All expenses
<a href="#">7.) Annual Report Requirement</a>	Complete when submitting Actual Quarter 4.

### CELL COLORS & GUIDANCE COMMENTS

 = Enter information into the light BLUE shaded cells.

 = Cells labeled in ORANGE containe guidance regarding the input of information.

 = Cells containing RED triangles in the upper right corner contain "guidance comments" on that particular line item. Please "mouse-over" the triangle to reveal each comment.

**Charter Funding Alphabetical By NYS School District**  
**\* (Sum of Charter School Basic Tuition and Supplemental Basic Tuition)**

<b>District Code</b>	<b>School District Name</b>	<b>Final 2015-16 Basic Tuition*</b>	<b>Final 2016-17 Basic Tuition*</b>
--------------------------	-----------------------------	---	---



## ANNUAL BUDGET & QUARTERLY REPORT TEMPLATE

### Buffalo United Charter School

#### SCHOOL

Name:	Buffalo United Charter School
-------	-------------------------------

#### CONTACT INFORMATION

Contact Name:	Rebecca Joyner
Contact Title:	Business Analyst
Contact Email:	
Contact Phone:	

#### REPORT PERIOD

Current Academic Year:	2016-17
Prior Academic Year:	Err:508

ENROLLMENT BY GRADES								
GRADES	K	1	2	3	4	5	6	7
INITIAL BUDGETED ENROLLMENT	75	78	78	78	84	78	78	78
TOTAL ENROLLMENT = 705								

ENROLLMENT BY DISTRICT										
			PRIOR YEAR ACTUAL	ANNUAL BUDGET TOTAL DISTRICTS/ENROLLMENT BY QUARTER						
				QUARTER 1		QUARTER 2		QUARTER 3		QUAR
NUMBER OF SCHOOL DISTRICTS ENROLLED:			0	Original	Revised	Original	Revised	Original	Revised	Original
NUMBER OF STUDENTS ENROLLED:			0	1	0	1	0	1	0	1
				692.1	0	692.1	0	692.1	0	692.1
				*NOTE: If there are NO budget revisions at the time of quarterly submittal leave the 'REVISED' COMPLETELY BLANK. If budget revisions ARE made, the entire REVISED budget columns affected quarter(s) must be completed on tabs 2, 3 and 4						
			PRIOR YEAR Err:508	ENROLLMENT BY QUARTER						
				QUARTER 1		QUARTER 2		QUARTER 3		QUAR
			Actual Enrollment	Original Budgeted Enrollment	Revised Budgeted Enrollment	Original Budgeted Enrollment	Revised Budgeted Enrollment	Original Budgeted Enrollment	Revised Budgeted Enrollment	Original Budgeted Enrollment
PRIMARY/OTHER				692.1		692.1		692.1		692.1
DISTRICT NAME(S)										
PRIMARY District										
SECONDARY District										
Other District 3										
Other District 4										
Other District 5										
Other District 6										
Other District 7										
Other District 8										
Other District 9										
Other District 10										
Other District 11										
Other District 12										
Other District 13										
Other District 14										
Other District 15										
Other District 16										
Other District 17										
Other District 18										
Other District 19										
Other District 20										
Other District 21										
Other District 22										
Other District 23										
Other District 24										
Other District 25										
Other District 26										
Other District 27										
Other District 28										
Other District 29										
Other District 30										
Other District 31										
Other District 32										
Other District 33										
Other District 34										
Other District 35										
Other District 36										
Other District 37										
Other District 38										
Other District 39										
Other District 40										
Other District 41										
Other District 42										
Other District 43										
Other District 44										
Other District 45										
Other District 46										
Other District 47										
Other District 48										
Other District 49										
Other District 50										

OL

8	9	10	11	12
78				

	<b>ACTUAL QUARTERLY TOTAL DISTRICTS/ENROLLMENT</b>			
<b>TER 4</b>	<b>QUARTER 1</b>	<b>QUARTER 2</b>	<b>QUARTER 3</b>	<b>QUARTER 4</b>
<i><b>Revised</b></i>	Actual	Actual	Actual	Actual
0	0	0	0	0
0	0	0	0	0
Column(s) for the				
	<b>ACTUAL ENROLLMENT BY QUARTER</b>			
<b>TER 4</b>	<b>QUARTER 1</b>	<b>QUARTER 2</b>	<b>QUARTER 3</b>	<b>QUARTER 4</b>
<i><b>Revised</b></i> Budgeted Enrollment	Actual Enrollment	Actual Enrollment	Actual Enrollment	Actual Enrollment

STAFFING PLAN - F

**\*NOTE:** Enter the number of FTE positions in the blue cells.

**\*NOTE:** If there are NO budget revisions at the time of quarterly submittal leave t  
If budget revisions ARE made, the entire REVISED budget columns for the affect

ADMINISTRATIVE PERSONNEL FTE	PRIOR YEAR Err:508 ACTUAL	ANNUAL BUDGETED FTE				
		Q1		Q2		Q
		Original	Revised	Original	Revised	Original
Executive Management		0.0		0.0		0.0
Instructional Management		1.0		1.0		1.0
Deans, Directors & Coordinators		4.5		4.5		4.5
CFO / Director of Finance				0.0		0.0
Operation / Business Manager				0.0		0.0
Administrative Staff		2.0		2.0		2.0
TOTAL ADMINISTRATIVE STAFF	0.0	7.5	0 0	7.5	0 0	7.5

INSTRUCTIONAL PERSONNEL FTE	PRIOR YEAR Err:508 ACTUAL	ANNUAL BUDGETED FTE				
		Q1		Q2		Q
		Original	Revised	Original	Revised	Original
Teachers - Regular		27 0		27 0		27 0
Teachers - SPED		6.0		6.0		6.0
Substitute Teachers				0.0		0.0
Teaching Assistants				0.0		0.0
Specialty Teachers		10 8		10 8		10 8
Aides		3.1		3.1		3.1
Therapists & Counselors		1.0		1.0		1.0
Other		0.0		0.0		0.0
TOTAL NSTRUCTIONAL	0.0	47 8	0 0	47 8	0 0	47 8

NON-INSTRUCTIONAL PERSONNEL FTE	PRIOR YEAR Err:508 ACTUAL	ANNUAL BUDGETED FTE				
		Q1		Q2		Q
		Original	Revised	Original	Revised	Original
Nurse		0.3		0.3		0.3
Librarian		1.0		1.0		1.0
Custodian				0.0		0.0
Security				0.0		0.0
Other		0.2		0.2		0.2
TOTAL NON-INSTRUCTIONAL	0.0	1.5	0 0	1.5	0 0	1.5

TOTAL PERSONNEL SERVICE FTE	0.0	56 8	0 0	56 8	0 0	56 8
-----------------------------	-----	------	-----	------	-----	------

**UNITED CHARTER SCHOOL  
2016-17**

**FULL TIME EQUIVALENT ("FTE")**

**\*NOTE:** Enter the number of FTE positions in the blue cells

The 'REVISED' Column(s) COMPLETELY BLANK. If a quarter(s) must be completed on tabs 2, 3

**\*NOTE:** Each quarter, the actual FTE should be input.

ADMINISTRATIVE PERSONNEL FTE			
	Q3	Q4	
	Revised	Original	Revised
Executive Management		0.0	
Instructional Management		1.0	
Deans, Directors & Coordinators		4.5	
CFO / Director of Finance		0.0	
Operation / Business Manager		0.0	
Administrative Staff		2.0	
TOTAL ADMINISTRATIVE STAFF	0.0	7.5	0.0

ACTUAL QUARTERLY FTE			
Q1	Q2	Q3	Q4
Actual	Actual	Actual	Actual
0.0	0.0	0.0	0.0

INSTRUCTIONAL PERSONNEL FTE			
	Q3	Q4	
	Revised	Original	Revised
Teachers - Regular		27.0	
Teachers - SPED		6.0	
Substitute Teachers		0.0	
Teaching Assistants		0.0	
Specialty Teachers		10.8	
Aides		3.1	
Therapists & Counselors		1.0	
Other		0.0	
TOTAL INSTRUCTIONAL	0.0	47.8	0.0

ACTUAL QUARTERLY FTE			
Q1	Q2	Q3	Q4
Actual	Actual	Actual	Actual
0.0	0.0	0.0	0.0

NON-INSTRUCTIONAL PERSONNEL FTE			
	Q3	Q4	
	Revised	Original	Revised
Nurse		0.3	
Librarian		1.0	
Custodian		0.0	
Security		0.0	
Other		0.2	
TOTAL NON-INSTRUCTIONAL	0.0	1.5	0.0

ACTUAL QUARTERLY FTE			
Q1	Q2	Q3	Q4
Actual	Actual	Actual	Actual
0.0	0.0	0.0	0.0

TOTAL PERSONNEL SERVICE FTE	0.0	56.8	0.0
-----------------------------	-----	------	-----

0.0	0.0	0.0	0.0
-----	-----	-----	-----

<b>*NOTE:</b> Enter the number of FTE positions in the blue cells.	<b>*NOTE:</b> State the assumptions that are being made for personnel FTE levels.
--	---

ADMINISTRATIVE PERSONNEL FTE	Description of Assumptions
Executive Management	
Instructional Management	
Deans, Directors & Coordinators	
CFO / Director of Finance	
Operation / Business Manager	
Administrative Staff	
TOTAL ADMINISTRATIVE STAFF	

INSTRUCTIONAL PERSONNEL FTE	Description of Assumptions
Teachers - Regular	
Teachers - SPED	
Substitute Teachers	
Teaching Assistants	
Specialty Teachers	Art, Music, PE, Academic Intervention teachers
Aides	
Therapists & Counselors	
Other	
TOTAL INSTRUCTIONAL	

NON-INSTRUCTIONAL PERSONNEL FTE	Description of Assumptions
Nurse	
Librarian	
Custodian	
Security	
Other	
TOTAL NON-INSTRUCTIONAL	

TOTAL PERSONNEL SERVICE FTE	
-----------------------------	--



		BUFFALO UNITED CHARTER SCHOC Budget / Operating Plan 2016-17							
Total Revenue		8,816,025	Err:509	#NAME?	#NAME?	Err:509	#NAME?	#NAME?	Err:509
Total Expenses		-	Err:509	#NAME?	#NAME?	Err:509	#NAME?	#NAME?	Err:509
Net Income		8,816,025	Err:509	#NAME?	#NAME?	Err:509	#NAME?	#NAME?	Err:509
Actual Student Enrollment		-	692	-	-	692	-	-	692
		Prior Year Actual	1st Quarter - 7/1 - 9/30			2nd Quarter - 10/1 - 12/31			3rd Quarter - 1/1 - 3/31
		Err:508	Original Budget	Revised Budget	Variance	Original Budget	Revised Budget	Variance	Original Budget
REVENUE		Allocate Per Pupil Revenue by Quarter	*NOTE: If there are NO budget revisions at the time of quarterly submittal leave If budget revisions ARE made, the entire REVISED budget columns for the affected quarters will be revised.						
REVENUES FROM STATE SOURCES	2016-17	PPR %/Qtr->	25.0%	25.0%		25.0%	25.0%		25.0%
Per Pupil Revenue	Per Pupil Rate	#NAME?	8,816,025	#NAME?	#NAME?	#NAME?	#NAME?	#NAME?	#NAME?
BUFFALO CITY SD	#NAME?			#NAME?	#NAME?	#NAME?	#NAME?	#NAME?	#NAME?
-	#N/A			#N/A	#N/A	#NAME?	#N/A	#NAME?	#N/A
-	#N/A			#N/A	#N/A	#NAME?	#N/A	#NAME?	#N/A
-	#N/A			#N/A	#N/A	#NAME?	#N/A	#NAME?	#N/A
-	#N/A			#N/A	#N/A	#NAME?	#N/A	#NAME?	#N/A
-	#N/A			#N/A	#N/A	#NAME?	#N/A	#NAME?	#N/A
-	#N/A			#N/A	#N/A	#NAME?	#N/A	#NAME?	#N/A
-	#N/A			#N/A	#N/A	#NAME?	#N/A	#NAME?	#N/A
-	#N/A			#N/A	#N/A	#NAME?	#N/A	#NAME?	#N/A
-	#N/A			#N/A	#N/A	#NAME?	#N/A	#NAME?	#N/A
-	#N/A			#N/A	#N/A	#NAME?	#N/A	#NAME?	#N/A
-	#N/A			#N/A	#N/A	#NAME?	#N/A	#NAME?	#N/A
-	#N/A			#N/A	#N/A	#NAME?	#N/A	#NAME?	#N/A
-	#N/A			#N/A	#N/A	#NAME?	#N/A	#NAME?	#N/A
-	#N/A			#N/A	#N/A	#NAME?	#N/A	#NAME?	#N/A
-	#N/A			#N/A	#N/A	#NAME?	#N/A	#NAME?	#N/A
-	#N/A			#N/A	#N/A	#NAME?	#N/A	#NAME?	#N/A
ALL OTHER School Districts: ( Weighted Avg )	#N/A			#N/A	#N/A	#NAME?	#N/A	#NAME?	#N/A
TOTAL Per Pupil Revenue (Weighted Average Per Pupil Funding)	#NAME?		8,816,025	#NAME?	#NAME?	#NAME?	#NAME?	#NAME?	#NAME?
Special Education Revenue			Err 509		#NAME?	Err:509		#NAME?	Err:509
Grants					#NAME?			#NAME?	
Stimulus					#NAME?			#NAME?	
DYCD (Department of Youth and Community Development)					#NAME?			#NAME?	
Other					#NAME?			#NAME?	
Other			Err 509		#NAME?	Err:509		#NAME?	Err:509
TOTAL REVENUE FROM STATE SOURCES			8,816,025	#NAME?	#NAME?	#NAME?	#NAME?	#NAME?	#NAME?
REVENUE FROM FEDERAL FUNDING					#NAME?			#NAME?	
IDEA Special Needs			Err 509		#NAME?	Err:509		#NAME?	Err:509
Title I			Err 509		#NAME?	Err:509		#NAME?	Err:509
Title Funding - Other			Err 509		#NAME?	Err:509		#NAME?	Err:509
School Food Service (Free Lunch)			Err 509		#NAME?	Err:509		#NAME?	Err:509
Grants					#NAME?			#NAME?	
Charter School Program (CSP) Planning & Implementation					#NAME?			#NAME?	
Other					#NAME?			#NAME?	
Other					#NAME?			#NAME?	
TOTAL REVENUE FROM FEDERAL SOURCES			-	Err 509	-	#NAME?	Err:509	-	#NAME?
LOCAL and OTHER REVENUE					#NAME?			#NAME?	
Contributions and Donations					#NAME?			#NAME?	
Fundraising					#NAME?			#NAME?	
Erate Reimbursement					#NAME?			#NAME?	
Earnings on Investments					#NAME?			#NAME?	
Interest Income					#NAME?			#NAME?	
Food Service (Income from meals)			Err 509		#NAME?	Err:509		#NAME?	Err:509
Text Book					#NAME?			#NAME?	
OTHER					#NAME?			#NAME?	
TOTAL REVENUE FROM LOCAL and OTHER SOURCES			-	Err 509	-	#NAME?	Err:509	-	#NAME?
TOTAL REVENUE			8,816,025	Err:509	#NAME?	#NAME?	Err:509	#NAME?	Err:509

**BUFFALO UNITED CHARTER SCHOC**  
**Budget / Operating Plan**  
**2016-17**

Total Revenue	8,816,025	Err:509	#NAME?	#NAME?	Err:509	#NAME?	#NAME?	Err:509
Total Expenses	-	Err:509	#NAME?	#NAME?	Err:509	#NAME?	#NAME?	Err:509
Net Income	8,816,025	Err:509	#NAME?	#NAME?	Err:509	#NAME?	#NAME?	Err:509
Actual Student Enrollment	-	692	-	-	692	-	-	692
	Prior Year Actual	1st Quarter - 7/1 - 9/30			2nd Quarter - 10/1 - 12/31			3rd Quarter
	Err:508	Original Budget	Revised Budget	Variance	Original Budget	Revised Budget	Variance	Original Budget
<b>EXPENSES</b>								
<b>ADMINISTRATIVE STAFF PERSONNEL COSTS</b>								
	Avg. No. of Positions							
Executive Management	-			#NAME?			#NAME?	
Instructional Management	1.00	Err 509		#NAME?	Err:509	-	#NAME?	Err:509
Deans, Directors & Coordinators	4.50	Err 509		#NAME?	Err:509	-	#NAME?	Err:509
CFO / Director of Finance	-			#NAME?			#NAME?	
Operation / Business Manager	-			#NAME?			#NAME?	
Administrative Staff	2.00	Err 509		#NAME?	Err:509	-	#NAME?	Err:509
TOTAL ADMINISTRATIVE STAFF	7.50	-	Err 509	-	Err:509	-	#NAME?	Err:509
<b>INSTRUCTIONAL PERSONNEL COSTS</b>								
Teachers - Regular	27.00	Err 509		#NAME?	Err:509		#NAME?	Err:509
Teachers - SPED	6.00	Err 509		#NAME?	Err:509		#NAME?	Err:509
Substitute Teachers	-	Err 509		#NAME?	Err:509		#NAME?	Err:509
Teaching Assistants	-			#NAME?			#NAME?	
Specialty Teachers	10.75	Err 509		#NAME?	Err:509		#NAME?	Err:509
Aides	3.05	Err 509		#NAME?	Err:509		#NAME?	Err:509
Therapists & Counselors	1.00	Err 509		#NAME?	Err:509		#NAME?	Err:509
Other	0.01			#NAME?			#NAME?	
TOTAL INSTRUCTIONAL	47.81	-	Err 509	-	Err:509	-	#NAME?	Err:509
<b>NON-INSTRUCTIONAL PERSONNEL COSTS</b>								
Nurse	0.30	3,765		#NAME?	3,765		#NAME?	3,765
Librarian	1.00	Err 509		#NAME?	Err:509		#NAME?	Err:509
Custodian	-			#NAME?			#NAME?	
Security	-			#NAME?			#NAME?	
Other	0.20	Err 509		#NAME?	Err:509		#NAME?	Err:509
TOTAL NON-INSTRUCTIONAL	1.50	-	Err 509	-	Err:509	-	#NAME?	Err:509
<b>SUBTOTAL PERSONNEL SERVICE COSTS</b>	<b>56.81</b>	-	Err 509	-	Err:509	-	#NAME?	Err:509
<b>PAYROLL TAXES AND BENEFITS</b>								
Payroll Taxes		Err 509		#NAME?	Err:509		#NAME?	Err:509
Fringe / Employee Benefits		Err 509		#NAME?	Err:509		#NAME?	Err:509
Retirement / Pension		Err 509		#NAME?	Err:509		#NAME?	Err:509
TOTAL PAYROLL TAXES AND BENEFITS		-	Err 509	-	Err:509	-	#NAME?	Err:509
<b>TOTAL PERSONNEL SERVICE COSTS</b>	<b>56.81</b>	-	Err 509	-	Err:509	-	#NAME?	Err:509
<b>CONTRACTED SERVICES</b>								
Accounting / Audit		Err 509		#NAME?	Err:509		#NAME?	Err:509
Legal		Err 509		#NAME?	Err:509		#NAME?	Err:509
Management Company Fee				#NAME?			#NAME?	
Nurse Services				#NAME?			#NAME?	
Food Service / School Lunch				#NAME?			#NAME?	
Payroll Services				#NAME?			#NAME?	
Special Ed Services		Err 509		#NAME?	Err:509		#NAME?	Err:509
Titelment Services (i.e. Title I)		Err 509		#NAME?	Err:509		#NAME?	Err:509
Other Purchased / Professional / Consulting		Err 509		#NAME?	Err:509		#NAME?	Err:509
TOTAL CONTRACTED SERVICES		-	Err 509	-	Err:509	-	#NAME?	Err:509

BUFFALO UNITED CHARTER SCHOC Budget / Operating Plan 2016-17								
Total Revenue	8,816,025	Err:509	#NAME?	#NAME?	Err:509	#NAME?	#NAME?	Err:509
Total Expenses	-	Err:509	#NAME?	#NAME?	Err:509	#NAME?	#NAME?	Err:509
Net Income	8,816,025	Err:509	#NAME?	#NAME?	Err:509	#NAME?	#NAME?	Err:509
Actual Student Enrollment	-	692	-	-	692	-	-	692
		Prior Year Actual	1st Quarter - 7/1 - 9/30			2nd Quarter - 10/1 - 12/31		
			Original Budget	Revised Budget	Variance	Original Budget	Revised Budget	Variance
		Err:508						
SCHOOL OPERATIONS								
Board Expenses		Err 509		#NAME?	Err:509		#NAME?	Err:509
Classroom / Teaching Supplies & Materials		Err 509		#NAME?	Err:509		#NAME?	Err:509
Special Ed Supplies & Materials		Err 509		#NAME?	Err:509		#NAME?	Err:509
Textbooks / Workbooks		Err 509		#NAME?	Err:509		#NAME?	Err:509
Supplies & Materials other		Err 509		#NAME?	Err:509		#NAME?	Err:509
Equipment / Furniture		Err 509		#NAME?	Err:509		#NAME?	Err:509
Telephone		Err 509		#NAME?	Err:509		#NAME?	Err:509
Technology		Err 509		#NAME?	Err:509		#NAME?	Err:509
Student Testing & Assessment		Err 509		#NAME?	Err:509		#NAME?	Err:509
Field Trips		Err 509		#NAME?	Err:509		#NAME?	Err:509
Transportation (student)				#NAME?			#NAME?	
Student Services - other				#NAME?			#NAME?	
Office Expense		Err 509		#NAME?	Err:509		#NAME?	Err:509
Staff Development		Err 509		#NAME?	Err:509		#NAME?	Err:509
Staff Recruitment		Err 509		#NAME?	Err:509		#NAME?	Err:509
Student Recruitment / Marketing		Err 509		#NAME?	Err:509		#NAME?	Err:509
School Meals / Lunch		Err 509		#NAME?	Err:509		#NAME?	Err:509
Travel (Staff)		Err 509		#NAME?	Err:509		#NAME?	Err:509
Fundraising				#NAME?			#NAME?	
Other		Err 509		#NAME?	Err:509		#NAME?	Err:509
TOTAL SCHOOL OPERATIONS	-	Err 509	-	#NAME?	Err:509	-	#NAME?	Err:509
FACILITY OPERATION & MAINTENANCE								
Insurance		Err 509		#NAME?	Err:509		#NAME?	Err:509
Janitorial		Err 509		#NAME?	Err:509		#NAME?	Err:509
Building and Land Rent / Lease / Facility Finance Interest		Err 509		#NAME?	Err:509		#NAME?	Err:509
Repairs & Maintenance		Err 509		#NAME?	Err:509		#NAME?	Err:509
Equipment / Furniture		Err 509		#NAME?	Err:509		#NAME?	Err:509
Security		Err 509		#NAME?	Err:509		#NAME?	Err:509
Utilities		Err 509		#NAME?	Err:509		#NAME?	Err:509
TOTAL FACILITY OPERATION & MAINTENANCE	-	Err 509	-	#NAME?	Err:509	-	#NAME?	Err:509
DEPRECIATION & AMORTIZATION								
				#NAME?			#NAME?	
RESERVES / CONTINGENCY								
				#NAME?			#NAME?	
TOTAL EXPENSES	-	Err:509	-	#NAME?	Err:509	-	#NAME?	Err:509
NET INCOME	8,816,025	Err:509	#NAME?	#NAME?	Err:509	#NAME?	#NAME?	Err:509

		BUFFALO UNITED CHARTER SCHOOL DISTRICT Budget / Operating Plan 2016-17							
Total Revenue	8,816,025	Err:509	#NAME?	#NAME?	Err:509	#NAME?	#NAME?	Err:509	
Total Expenses	-	Err:509	#NAME?	#NAME?	Err:509	#NAME?	#NAME?	Err:509	
Net Income	8,816,025	Err:509	#NAME?	#NAME?	Err:509	#NAME?	#NAME?	Err:509	
Actual Student Enrollment	-	692	-	-	692	-	-	692	
		Prior Year Actual	1st Quarter - 7/1 - 9/30			2nd Quarter - 10/1 - 12/31			3rd Quarter - 1/1 - 3/31
		Err:508	Original Budget	Revised Budget	Variance	Original Budget	Revised Budget	Variance	Original Budget
ENROLLMENT - *School Districts Are Linked To Above Entries*									
Number of Districts:									
BUFFALO CITY SD		-	1	-	-	1	-	-	1
-		-	692	-	-	692	-	-	692
-		-	-	-	-	-	-	-	-
-		-	-	-	-	-	-	-	-
-		-	-	-	-	-	-	-	-
-		-	-	-	-	-	-	-	-
-		-	-	-	-	-	-	-	-
-		-	-	-	-	-	-	-	-
-		-	-	-	-	-	-	-	-
-		-	-	-	-	-	-	-	-
-		-	-	-	-	-	-	-	-
-		-	-	-	-	-	-	-	-
-		-	-	-	-	-	-	-	-
-		-	-	-	-	-	-	-	-
-		-	-	-	-	-	-	-	-
ALL OTHER School Districts: ( Weighted Avg )		-	-	-	-	-	-	-	-
TOTAL ENROLLMENT	-	692	-	-	692	-	-	692	
REVENUE PER PUPIL		-	Err:509	-	#NAME?	Err:509	-	#NAME?	Err:509
EXPENSES PER PUPIL		-	Err:509	-	#NAME?	Err:509	-	#NAME?	Err:509

		DL				
Total Revenue		#NAME?	#NAME?	Err:509	#NAME?	#NAME?
Total Expenses		#NAME?	#NAME?	Err:509	#NAME?	#NAME?
Net Income		#NAME?	#NAME?	Err:509	#NAME?	#NAME?
Actual Student Enrollment		-	-	692	-	-
		Quarter - 1/1 - 3/31		4th Quarter - 4/1 - 6/30		
		Revised Budget	Variance	Original Budget	Revised Budget	Variance
REVENUE		If the 'REVISED' Column(s) COMPLETELY BLANK, affected quarter(s) must be completed on tabs 2, 3 and 4.				
REVENUES FROM STATE SOURCES						
Per Pupil Revenue	2016-17					
BUFFALO CITY SD	Per Pupil Rate	25.0%	25.0%	25.0%		
-	#NAME?	#NAME?	#NAME?	#NAME?	#NAME?	#NAME?
-	#N/A	#N/A	#NAME?	#N/A	#N/A	#NAME?
-	#N/A	#N/A	#NAME?	#N/A	#N/A	#NAME?
-	#N/A	#N/A	#NAME?	#N/A	#N/A	#NAME?
-	#N/A	#N/A	#NAME?	#N/A	#N/A	#NAME?
-	#N/A	#N/A	#NAME?	#N/A	#N/A	#NAME?
-	#N/A	#N/A	#NAME?	#N/A	#N/A	#NAME?
-	#N/A	#N/A	#NAME?	#N/A	#N/A	#NAME?
-	#N/A	#N/A	#NAME?	#N/A	#N/A	#NAME?
-	#N/A	#N/A	#NAME?	#N/A	#N/A	#NAME?
-	#N/A	#N/A	#NAME?	#N/A	#N/A	#NAME?
-	#N/A	#N/A	#NAME?	#N/A	#N/A	#NAME?
-	#N/A	#N/A	#NAME?	#N/A	#N/A	#NAME?
-	#N/A	#N/A	#NAME?	#N/A	#N/A	#NAME?
-	#N/A	#N/A	#NAME?	#N/A	#N/A	#NAME?
-	#N/A	#N/A	#NAME?	#N/A	#N/A	#NAME?
ALL OTHER School Districts: ( Weighted Avg )	#N/A	#N/A	#NAME?	#N/A	#N/A	#NAME?
TOTAL Per Pupil Revenue (Weighted Average Per Pupil Funding)	#NAME?	#NAME?	#NAME?	#NAME?	#NAME?	#NAME?
Special Education Revenue		#NAME?	Err:509		#NAME?	
Grants						
Stimulus		#NAME?			#NAME?	
DYCD (Department of Youth and Community Development)		#NAME?			#NAME?	
Other		#NAME?			#NAME?	
Other		#NAME?	Err:509		#NAME?	
TOTAL REVENUE FROM STATE SOURCES		#NAME?	#NAME?	#NAME?	#NAME?	#NAME?
REVENUE FROM FEDERAL FUNDING						
DEA Special Needs		#NAME?	Err:509		#NAME?	
Title I		#NAME?	Err:509		#NAME?	
Title Funding - Other		#NAME?	Err:509		#NAME?	
School Food Service (Free Lunch)		#NAME?	Err:509		#NAME?	
Grants						
Charter School Program (CSP) Planning & Implementation		#NAME?			#NAME?	
Other		#NAME?			#NAME?	
Other		#NAME?			#NAME?	
TOTAL REVENUE FROM FEDERAL SOURCES		-	Err:509	-	#NAME?	
LOCAL and OTHER REVENUE						
Contributions and Donations		#NAME?			#NAME?	
Fundraising		#NAME?			#NAME?	
Erate Reimbursement		#NAME?			#NAME?	
Earnings on Investments		#NAME?			#NAME?	
Interest Income		#NAME?			#NAME?	
Food Service (Income from meals)		#NAME?	Err:509		#NAME?	
Text Book		#NAME?			#NAME?	
OTHER		#NAME?			#NAME?	
TOTAL REVENUE FROM LOCAL and OTHER SOURCES		-	Err:509	-	#NAME?	
TOTAL REVENUE		#NAME?	#NAME?	Err:509	#NAME?	#NAME?

		DL				
Total Revenue		#NAME?	#NAME?	Err:509	#NAME?	#NAME?
Total Expenses		#NAME?	#NAME?	Err:509	#NAME?	#NAME?
Net Income		#NAME?	#NAME?	Err:509	#NAME?	#NAME?
Actual Student Enrollment		-	-	692	-	-
		Quarter - 1/1 - 3/31		4th Quarter - 4/1 - 6/30		
		Revised Budget	Variance	Original Budget	Revised Budget	Variance
<b>EXPENSES</b>						
<b>ADMINISTRATIVE STAFF PERSONNEL COSTS</b>		Avg. No. of Positions				
Executive Management	-		#NAME?			#NAME?
Instructional Management	1 00		#NAME?	Err:509		#NAME?
Deans, Directors & Coordinators	4 50		#NAME?	Err:509		#NAME?
CFO / Director of Finance	-		#NAME?			#NAME?
Operation / Business Manager	-		#NAME?			#NAME?
Administrative Staff	2 00		#NAME?	Err:509		#NAME?
TOTAL ADMINISTRATIVE STAFF	7 50	-	#NAME?	Err:509	-	#NAME?
<b>INSTRUCTIONAL PERSONNEL COSTS</b>						
Teachers - Regular	27 00		#NAME?	Err:509		#NAME?
Teachers - SPED	6 00		#NAME?	Err:509		#NAME?
Substitute Teachers	-		#NAME?	Err:509		#NAME?
Teaching Assistants	-		#NAME?			#NAME?
Specialty Teachers	10 75		#NAME?	Err:509		#NAME?
Aides	3 05		#NAME?	Err:509		#NAME?
Therapists & Counselors	1 00		#NAME?	Err:509		#NAME?
Other	0 01		#NAME?			#NAME?
TOTAL INSTRUCTIONAL	47 81	-	#NAME?	Err:509	-	#NAME?
<b>NON-INSTRUCTIONAL PERSONNEL COSTS</b>						
Nurse	0 30		#NAME?	3,765		#NAME?
Librarian	1 00		#NAME?	Err:509		#NAME?
Custodian	-		#NAME?			#NAME?
Security	-		#NAME?			#NAME?
Other	0 20		#NAME?	Err:509		#NAME?
TOTAL NON- INSTRUCTIONAL	1 50	-	#NAME?	Err:509	-	#NAME?
<b>SUBTOTAL PERSONNEL SERVICE COSTS</b>		56 81	-	#NAME?	Err:509	-
<b>PAYROLL TAXES AND BENEFITS</b>						
Payroll Taxes			#NAME?	Err:509		#NAME?
Fringe / Employee Benefits			#NAME?	Err:509		#NAME?
Retirement / Pension			#NAME?	Err:509		#NAME?
TOTAL PAYROLL TAXES AND BENEFITS		-	#NAME?	Err:509	-	#NAME?
<b>TOTAL PERSONNEL SERVICE COSTS</b>		56 81	-	#NAME?	Err:509	-
<b>CONTRACTED SERVICES</b>						
Accounting / Audit			#NAME?	Err:509		#NAME?
Legal			#NAME?	Err:509		#NAME?
Management Company Fee			#NAME?			#NAME?
Nurse Services			#NAME?			#NAME?
Food Service / School Lunch			#NAME?			#NAME?
Payroll Services			#NAME?			#NAME?
Special Ed Services			#NAME?	Err:509		#NAME?
Titlement Services (i.e. Title I)			#NAME?	Err:509		#NAME?
Other Purchased / Professional / Consulting			#NAME?	Err:509		#NAME?
TOTAL CONTRACTED SERVICES		-	#NAME?	Err:509	-	#NAME?

	DL				
Total Revenue	#NAME?	#NAME?	Err:509	#NAME?	#NAME?
Total Expenses	#NAME?	#NAME?	Err:509	#NAME?	#NAME?
Net Income	#NAME?	#NAME?	Err:509	#NAME?	#NAME?
Actual Student Enrollment	-	-	692	-	-
	Quarter - 1/1 - 3/31		4th Quarter - 4/1 - 6/30		
	Revised Budget	Variance	Original Budget	Revised Budget	Variance
<b>SCHOOL OPERATIONS</b>					
Board Expenses		#NAME?	Err:509		#NAME?
Classroom / Teaching Supplies & Materials		#NAME?	Err:509		#NAME?
Special Ed Supplies & Materials		#NAME?	Err:509		#NAME?
Textbooks / Workbooks		#NAME?	Err:509		#NAME?
Supplies & Materials other		#NAME?	Err:509		#NAME?
Equipment / Furniture		#NAME?	Err:509		#NAME?
Telephone		#NAME?	Err:509		#NAME?
Technology		#NAME?	Err:509		#NAME?
Student Testing & Assessment		#NAME?	Err:509		#NAME?
Field Trips		#NAME?	Err:509		#NAME?
Transportation (student)		#NAME?			#NAME?
Student Services - other		#NAME?			#NAME?
Office Expense		#NAME?	Err:509		#NAME?
Staff Development		#NAME?	Err:509		#NAME?
Staff Recruitment		#NAME?	Err:509		#NAME?
Student Recruitment / Marketing		#NAME?	Err:509		#NAME?
School Meals / Lunch		#NAME?	Err:509		#NAME?
Travel (Staff)		#NAME?	Err:509		#NAME?
Fundraising		#NAME?			#NAME?
Other		#NAME?	Err:509		#NAME?
TOTAL SCHOOL OPERATIONS	-	#NAME?	Err:509	-	#NAME?
<b>FACILITY OPERATION &amp; MAINTENANCE</b>					
Insurance		#NAME?	Err:509		#NAME?
Janitorial		#NAME?	Err:509		#NAME?
Building and Land Rent / Lease / Facility Finance Interest		#NAME?	Err:509		#NAME?
Repairs & Maintenance		#NAME?	Err:509		#NAME?
Equipment / Furniture		#NAME?	Err:509		#NAME?
Security		#NAME?	Err:509		#NAME?
Utilities		#NAME?	Err:509		#NAME?
TOTAL FAC LITY OPERATION & MAINTENANCE	-	#NAME?	Err:509	-	#NAME?
<b>DEPRECIATION &amp; AMORTIZATION</b>		#NAME?			#NAME?
<b>RESERVES / CONTINGENCY</b>		#NAME?			#NAME?
TOTAL EXPENSES	-	#NAME?	Err:509	-	#NAME?
NET INCOME	#NAME?	#NAME?	Err:509	#NAME?	#NAME?



	DL				
Total Revenue	#NAME?	#NAME?	Err:509	#NAME?	#NAME?
Total Expenses	#NAME?	#NAME?	Err:509	#NAME?	#NAME?
Net Income	#NAME?	#NAME?	Err:509	#NAME?	#NAME?
Actual Student Enrollment	-	-	692	-	-
Quarter - 1/1 - 3/31			4th Quarter - 4/1 - 6/30		
	Revised Budget	Variance	Original Budget	Revised Budget	Variance
ENROLLMENT - *School Districts Are Linked To Above Entries*					
Number of Districts:	-	-	1	-	-
BUFFALO CITY SD	-	-	692	-	-
-	-	-	-	-	-
-	-	-	-	-	-
-	-	-	-	-	-
-	-	-	-	-	-
-	-	-	-	-	-
-	-	-	-	-	-
-	-	-	-	-	-
-	-	-	-	-	-
-	-	-	-	-	-
-	-	-	-	-	-
-	-	-	-	-	-
-	-	-	-	-	-
-	-	-	-	-	-
ALL OTHER School Districts: ( Weighted Avg )	-	-	-	-	-
TOTAL ENROLLMENT	-	-	692	-	-
REVENUE PER PUPIL					
	-	#NAME?	Err:509	-	#NAME?
EXPENSES PER PUPIL					
	-	#NAME?	Err:509	-	#NAME?



BUFFALO UNITED CHAR				
Budget / Operating Plan				
2016-17				
Total Revenue	Err:509	#NAME?	#NAME?	Err:509
Total Expenses	Err:509	#NAME?	#NAME?	Err:509
Net Income	Err:509	#NAME?	#NAME?	Err:509
Actual Student Enrollment				
Total Year			VARIANCE	
Original Budget	Revised Budget	Variance	Original Budget vs. PY Budget	Revised Budget vs. PY Budget
<b>REVENUE</b>				
<b>REVENUES FROM STATE SOURCES</b>				
Per Pupil Revenue	2016-17			
BUFFALO CITY SD	Per Pupil Rate			
-	#NAME?	#NAME?	#NAME?	#NAME?
-	#N/A	#NAME?	#NAME?	#NAME?
-	#N/A	#NAME?	#NAME?	#NAME?
-	#N/A	#NAME?	#NAME?	#NAME?
-	#N/A	#NAME?	#NAME?	#NAME?
-	#N/A	#NAME?	#NAME?	#NAME?
-	#N/A	#NAME?	#NAME?	#NAME?
-	#N/A	#NAME?	#NAME?	#NAME?
-	#N/A	#NAME?	#NAME?	#NAME?
-	#N/A	#NAME?	#NAME?	#NAME?
-	#N/A	#NAME?	#NAME?	#NAME?
-	#N/A	#NAME?	#NAME?	#NAME?
-	#N/A	#NAME?	#NAME?	#NAME?
-	#N/A	#NAME?	#NAME?	#NAME?
-	#N/A	#NAME?	#NAME?	#NAME?
ALL OTHER School Districts: ( Weighted Avg )	#N/A	#NAME?	#NAME?	#NAME?
TOTAL Per Pupil Revenue (Weighted Average Per Pupil Funding)	#NAME?	#NAME?	#NAME?	#NAME?
Special Education Revenue	Err:509	#NAME?	#NAME?	Err:509
Grants	-	#NAME?	#NAME?	-
Stimulus	-	#NAME?	#NAME?	-
DYCD (Department of Youth and Community Development)	-	#NAME?	#NAME?	-
Other	Err:509	#NAME?	#NAME?	Err:509
Other	-	#NAME?	#NAME?	-
TOTAL REVENUE FROM STATE SOURCES	#NAME?	#NAME?	#NAME?	#NAME?
<b>REVENUE FROM FEDERAL FUNDING</b>				
IDEA Special Needs	Err:509	#NAME?	#NAME?	Err:509
Title I	Err:509	#NAME?	#NAME?	Err:509
Title Funding - Other	Err:509	#NAME?	#NAME?	Err:509
School Food Service (Free Lunch)	Err:509	#NAME?	#NAME?	Err:509
Grants	-	#NAME?	#NAME?	-
Charter School Program (CSP) Planning & Implementation	-	#NAME?	#NAME?	-
Other	-	#NAME?	#NAME?	-
Other	Err:509	#NAME?	#NAME?	Err:509
TOTAL REVENUE FROM FEDERAL SOURCES	Err:509	#NAME?	#NAME?	Err:509
<b>LOCAL and OTHER REVENUE</b>				
Contributions and Donations	-	#NAME?	#NAME?	-
Fundraising	-	#NAME?	#NAME?	-
Erate Reimbursement	-	#NAME?	#NAME?	-
Earnings on Investments	-	#NAME?	#NAME?	-
Interest Income	-	#NAME?	#NAME?	-
Food Service (Income from meals)	Err:509	#NAME?	#NAME?	Err:509
Text Book	-	#NAME?	#NAME?	-
OTHER	-	#NAME?	#NAME?	-
TOTAL REVENUE FROM LOCAL and OTHER SOURCES	Err:509	#NAME?	#NAME?	Err:509
<b>TOTAL REVENUE</b>	Err:509	#NAME?	#NAME?	Err:509

		BUFFALO UNITED CHAR				
		Budget / Operating Plan				
		2016-17				
Total Revenue		Err:509	#NAME?	#NAME?	Err:509	#NAME?
Total Expenses		Err:509	#NAME?	#NAME?	Err:509	#NAME?
Net Income		Err:509	#NAME?	#NAME?	Err:509	#NAME?
Actual Student Enrollment						
		Total Year			VARIANCE	
		Original Budget	Revised Budget	Variance	Original Budget vs. PY Budget	Revised Budget vs. PY Budget
<b>EXPENSES</b>						
<b>ADMINISTRATIVE STAFF PERSONNEL COSTS</b>						
	Avg. No. of Positions					
Executive Management	-	-	#NAME?	#NAME?	-	#NAME?
Instructional Management	1.00	Err:509	#NAME?	Err:509	Err:509	#NAME?
Deans, Directors & Coordinators	4.50	Err:509	#NAME?	Err:509	Err:509	#NAME?
CFO / Director of Finance	-	-	#NAME?	#NAME?	-	#NAME?
Operation / Business Manager	-	-	#NAME?	#NAME?	-	#NAME?
Administrative Staff	2.00	Err:509	#NAME?	Err:509	Err:509	#NAME?
TOTAL ADM NISTRATIVE STAFF	7.50	Err:509	#NAME?	#NAME?	Err:509	#NAME?
<b>INSTRUCTIONAL PERSONNEL COSTS</b>						
Teachers - Regular	27.00	Err:509	#NAME?	Err:509	Err:509	#NAME?
Teachers - SPED	6.00	Err:509	#NAME?	Err:509	Err:509	#NAME?
Substitute Teachers	-	Err:509	#NAME?	Err:509	Err:509	#NAME?
Teaching Assistants	-	-	#NAME?	#NAME?	-	#NAME?
Specialty Teachers	10.75	Err:509	#NAME?	Err:509	Err:509	#NAME?
Aides	3.05	Err:509	#NAME?	Err:509	Err:509	#NAME?
Therapists & Counselors	1.00	Err:509	#NAME?	Err:509	Err:509	#NAME?
Other	0.01	-	#NAME?	#NAME?	-	#NAME?
TOTAL INSTRUCTIONAL	47.81	Err:509	#NAME?	Err:509	Err:509	#NAME?
<b>NON-INSTRUCTIONAL PERSONNEL COSTS</b>						
Nurse	0.30	15,060	#NAME?	#NAME?	(15,060)	#NAME?
Librarian	1.00	Err:509	#NAME?	Err:509	Err:509	#NAME?
Custodian	-	-	#NAME?	#NAME?	-	#NAME?
Security	-	-	#NAME?	#NAME?	-	#NAME?
Other	0.20	Err:509	#NAME?	Err:509	Err:509	#NAME?
TOTAL NON- NSTRUCTIONAL	1.50	Err:509	#NAME?	#NAME?	Err:509	#NAME?
<b>SUBTOTAL PERSONNEL SERVICE COSTS</b>	56.81	Err:509	#NAME?	#NAME?	Err:509	#NAME?
<b>PAYROLL TAXES AND BENEFITS</b>						
Payroll Taxes		Err:509	#NAME?	Err:509	Err:509	#NAME?
Fringe / Employee Benefits		Err:509	#NAME?	Err:509	Err:509	#NAME?
Retirement / Pension		Err:509	#NAME?	Err:509	Err:509	#NAME?
TOTAL PAYROLL TAXES AND BENEFITS		Err:509	#NAME?	Err:509	Err:509	#NAME?
<b>TOTAL PERSONNEL SERVICE COSTS</b>	56.81	Err:509	#NAME?	#NAME?	Err:509	#NAME?
<b>CONTRACTED SERVICES</b>						
Accounting / Audit		Err:509	#NAME?	Err:509	Err:509	#NAME?
Legal		Err:509	#NAME?	Err:509	Err:509	#NAME?
Management Company Fee		-	#NAME?	#NAME?	-	#NAME?
Nurse Services		-	#NAME?	#NAME?	-	#NAME?
Food Service / School Lunch		-	#NAME?	#NAME?	-	#NAME?
Payroll Services		-	#NAME?	#NAME?	-	#NAME?
Special Ed Services		Err:509	#NAME?	Err:509	Err:509	#NAME?
Titlement Services (i.e. Title I)		Err:509	#NAME?	Err:509	Err:509	#NAME?
Other Purchased / Professional / Consulting		Err:509	#NAME?	Err:509	Err:509	#NAME?
TOTAL CONTRACTED SERVICES		Err:509	#NAME?	Err:509	Err:509	#NAME?

BUFFALO UNITED CHAR					
Budget / Operating Plan					
2016-17					
Total Revenue	Err:509	#NAME?	#NAME?	Err:509	#NAME?
Total Expenses	Err:509	#NAME?	#NAME?	Err:509	#NAME?
Net Income	Err:509	#NAME?	#NAME?	Err:509	#NAME?
Actual Student Enrollment					
	Total Year			VARIANCE	
	Original Budget	Revised Budget	Variance	Original Budget vs. PY Budget	Revised Budget vs. PY Budget
<b>SCHOOL OPERATIONS</b>					
Board Expenses	Err:509	#NAME?	Err:509	Err:509	#NAME?
Classroom / Teaching Supplies & Materials	Err:509	#NAME?	Err:509	Err:509	#NAME?
Special Ed Supplies & Materials	Err:509	#NAME?	Err:509	Err:509	#NAME?
Textbooks / Workbooks	Err:509	#NAME?	Err:509	Err:509	#NAME?
Supplies & Materials other	Err:509	#NAME?	Err:509	Err:509	#NAME?
Equipment / Furniture	Err:509	#NAME?	Err:509	Err:509	#NAME?
Telephone	Err:509	#NAME?	Err:509	Err:509	#NAME?
Technology	Err:509	#NAME?	Err:509	Err:509	#NAME?
Student Testing & Assessment	Err:509	#NAME?	Err:509	Err:509	#NAME?
Field Trips	Err:509	#NAME?	Err:509	Err:509	#NAME?
Transportation (student)	-	#NAME?	#NAME?	-	#NAME?
Student Services - other	-	#NAME?	#NAME?	-	#NAME?
Office Expense	Err:509	#NAME?	Err:509	Err:509	#NAME?
Staff Development	Err:509	#NAME?	Err:509	Err:509	#NAME?
Staff Recruitment	Err:509	#NAME?	Err:509	Err:509	#NAME?
Student Recruitment / Marketing	Err:509	#NAME?	Err:509	Err:509	#NAME?
School Meals / Lunch	Err:509	#NAME?	Err:509	Err:509	#NAME?
Travel (Staff)	Err:509	#NAME?	Err:509	Err:509	#NAME?
Fundraising	-	#NAME?	#NAME?	-	#NAME?
Other	Err:509	#NAME?	Err:509	Err:509	#NAME?
TOTAL SCHOOL OPERATIONS	Err:509	#NAME?	Err:509	Err:509	#NAME?
<b>FACILITY OPERATION &amp; MAINTENANCE</b>					
Insurance	Err:509	#NAME?	Err:509	Err:509	#NAME?
Janitorial	Err:509	#NAME?	Err:509	Err:509	#NAME?
Building and Land Rent / Lease / Facility Finance Interest	Err:509	#NAME?	Err:509	Err:509	#NAME?
Repairs & Maintenance	Err:509	#NAME?	Err:509	Err:509	#NAME?
Equipment / Furniture	Err:509	#NAME?	Err:509	Err:509	#NAME?
Security	Err:509	#NAME?	Err:509	Err:509	#NAME?
Utilities	Err:509	#NAME?	Err:509	Err:509	#NAME?
TOTAL FACILITY OPERATION & MAINTENANCE	Err:509	#NAME?	Err:509	Err:509	#NAME?
<b>DEPRECIATION &amp; AMORTIZATION</b>	-	#NAME?	#NAME?	-	#NAME?
<b>RESERVES / CONTINGENCY</b>	-	#NAME?	#NAME?	-	#NAME?
<b>TOTAL EXPENSES</b>	Err:509	#NAME?	#NAME?	Err:509	#NAME?
<b>NET INCOME</b>	Err:509	#NAME?	#NAME?	Err:509	#NAME?

		BUFFALO UNITED CHAR				
		Budget / Operating Plan				
		2016-17				
Total Revenue	Err:509	#NAME?	#NAME?	Err:509	#NAME?	
Total Expenses	Err:509	#NAME?	#NAME?	Err:509	#NAME?	
Net Income	Err:509	#NAME?	#NAME?	Err:509	#NAME?	
Actual Student Enrollment						
		Total Year			VARIANCE	
		Original Budget	Revised Budget	Variance	Original Budget vs. PY Budget	Revised Budget vs. PY Budget
ENROLLMENT - *School Districts Are Linked To Above Entries*						
Number of Districts:						
BUFFALO CITY SD						
-						
-						
-						
-						
-						
-						
-						
-						
-						
-						
-						
ALL OTHER School Districts: ( Weighted Avg )						
TOTAL ENROLLMENT						
REVENUE PER PUPIL						
EXPENSES PER PUPIL						

	<b>TER SCHOOL</b>	
<b>Total Revenue</b> <b>Total Expenses</b> <b>Net Income</b> <b>Actual Student Enrollment</b>		
	<b>DESCRIPTION OF ASSUMPTIONS</b>	
<b>REVENUE</b>		
<b>REVENUES FROM STATE SOURCES</b>		
<b>Per Pupil Revenue</b>	<b>2016-17</b>	
BUFFALO CITY SD	Per Pupil Rate	#NAME?
-		#N/A
-		#N/A
-		#N/A
-		#N/A
-		#N/A
-		#N/A
-		#N/A
-		#N/A
-		#N/A
-		#N/A
-		#N/A
-		#N/A
-		#N/A
-		#N/A
ALL OTHER School Districts: ( Weighted Avg )		#N/A
TOTAL Per Pupil Revenue (Weighted Average Per Pupil Funding)		#NAME?
Special Education Revenue		
Grants		
Stimulus		
DYCD (Department of Youth and Community Development)		
Other		
Other		
<b>TOTAL REVENUE FROM STATE SOURCES</b>		
<b>REVENUE FROM FEDERAL FUNDING</b>		
DEA Special Needs		
Title I		
Title Funding - Other		
School Food Service (Free Lunch)		
Grants		
Charter School Program (CSP) Planning & Implementation		
Other		
Other		
<b>TOTAL REVENUE FROM FEDERAL SOURCES</b>		
<b>LOCAL and OTHER REVENUE</b>		
Contributions and Donations		
Fundraising		
Erate Reimbursement		
Earnings on Investments		
Interest Income		
Food Service (Income from meals)		
Text Book		
OTHER		
<b>TOTAL REVENUE FROM LOCAL and OTHER SOURCES</b>		
<b>TOTAL REVENUE</b>		

	TER SCHOOL	
Total Revenue		
Total Expenses		
Net Income		
Actual Student Enrollment		
	DESCRIPTION OF ASSUMPTIONS	
EXPENSES		
ADMINISTRATIVE STAFF PERSONNEL COSTS	Avg. No. of Positions	
Executive Management	-	
Instructional Management	1 00	
Deans, Directors & Coordinators	4 50	
CFO / Director of Finance	-	
Operation / Business Manager	-	
Administrative Staff	2 00	
TOTAL ADMINISTRATIVE STAFF	7 50	
INSTRUCTIONAL PERSONNEL COSTS		
Teachers - Regular	27 00	
Teachers - SPED	6 00	
Substitute Teachers	-	
Teaching Assistants	-	
Specialty Teachers	10.75	
Aides	3 05	
Therapists & Counselors	1 00	
Other	0 01	
TOTAL INSTRUCTIONAL	47 81	
NON-INSTRUCTIONAL PERSONNEL COSTS		
Nurse	0 30	
Librarian	1 00	
Custodian	-	
Security	-	
Other	0 20	
TOTAL NON- NSTRUCTIONAL	1 50	
SUBTOTAL PERSONNEL SERVICE COSTS	56 81	
PAYROLL TAXES AND BENEFITS		
Payroll Taxes		
Fringe / Employee Benefits		
Retirement / Pension		
TOTAL PAYROLL TAXES AND BENEFITS		
TOTAL PERSONNEL SERVICE COSTS	56 81	
CONTRACTED SERVICES		
Accounting / Audit		
Legal		
Management Company Fee		
Nurse Services		
Food Service / School Lunch		
Payroll Services		
Special Ed Services		
Titlement Services (i.e. Title I)		
Other Purchased / Professional / Consulting		
TOTAL CONTRACTED SERVICES		

	TER SCHOOL
<b>Total Revenue</b> <b>Total Expenses</b> <b>Net Income</b> <b>Actual Student Enrollment</b>	
	<b>DESCRIPTION OF ASSUMPTIONS</b>
<b>SCHOOL OPERATIONS</b> Board Expenses Classroom / Teaching Supplies & Materials Special Ed Supplies & Materials Textbooks / Workbooks Supplies & Materials other Equipment / Furniture Telephone Technology Student Testing & Assessment Field Trips Transportation (student) Student Services - other Office Expense Staff Development Staff Recruitment Student Recruitment / Marketing School Meals / Lunch Travel (Staff) Fundraising Other <b>TOTAL SCHOOL OPERATIONS</b>  <b>FACILITY OPERATION &amp; MAINTENANCE</b> Insurance Janitorial Building and Land Rent / Lease / Facility Finance Interest Repairs & Maintenance Equipment / Furniture Security Utilities <b>TOTAL FAC LITY OPERATION &amp; MAINTENANCE</b>  <b>DEPRECIATION &amp; AMORTIZATION</b> <b>RESERVES / CONTINGENCY</b>  <b>TOTAL EXPENSES</b>  <b>NET INCOME</b>	

	TER SCHOOL
Total Revenue Total Expenses Net Income Actual Student Enrollment	
	DESCRIPTION OF ASSUMPTIONS
ENROLLMENT - *School Districts Are Linked To Above Entries* Number of Districts: BUFFALO CITY SD - - - - - - - - - - - - - ALL OTHER School Districts: ( Weighted Avg ) TOTAL ENROLLMENT REVENUE PER PUPIL EXPENSES PER PUPIL	



**BUFFALO UNITED CHARTER SCHOOL  
BALANCE SHEET  
2016-17**

	<u>Prior Year</u>	Q1	Q2	Q3	Q4
	<u>Err:508</u>	<u>As of 9/30</u>	<u>As of 12/31</u>	<u>As of 3/31</u>	<u>As of 6/30</u>
<b><u>ASSETS</u></b>					
<b><u>CURRENT ASSETS</u></b>					
Cash and cash equivalents	-	-	-	-	-
Grants and contracts receivable	-	-	-	-	-
Accounts receivables	-	-	-	-	-
Prepaid Expenses	-	-	-	-	-
Contr butions and other receivables	-	-	-	-	-
<b>TOTAL CURRENT ASSETS</b>	-	-	-	-	-
<b><u>PROPERTY, BUILDING AND EQUIPMENT, net</u></b>	-	-	-	-	-
<b><u>OTHER ASSETS</u></b>	-	-	-	-	-
<b>TOTAL ASSETS</b>	-	-	-	-	-
<b><u>LIABILITIES AND NET ASSETS</u></b>					
<b><u>CURRENT LIABILITIES</u></b>					
Accounts payable and accrued expenses	-	-	-	-	-
Accrued payroll and benefits	-	-	-	-	-
Deferred Revenue	-	-	-	-	-
Current maturities of long-term debt	-	-	-	-	-
Short Term Debt - Bonds, Notes Payable	-	-	-	-	-
Other	-	-	-	-	-
<b>TOTAL CURRENT LIABILITIES</b>	-	-	-	-	-
<b><u>LONG-TERM DEBT and NOTES PAYABLE, net current maturities</u></b>	-	-	-	-	-
<b>TOTAL LIABILITIES</b>	-	-	-	-	-
<b><u>NET ASSETS</u></b>					
Unrestricted	-	-	-	-	-
Tempor arly restricted	-	-	-	-	-
<b>TOTAL NET ASSETS</b>	-	-	-	-	-
<b>TOTAL LIABILITIES AND NET ASSETS</b>	-	-	-	-	-



2016-17

Total Revenue	-	#NAME?	-	-	#NAME?	-	-
Total Expenses	-	#NAME?	-	-	#NAME?	-	-
Net Income	-	#NAME?	-	-	#NAME?	-	-
Actual Student Enrollment	-	#NAME?	-	-	#NAME?	-	-

*NOTE: Enrollment, Revenue and Expenditure Data IN the 'Total and Variance Analysis' Section is Based on LAST ACTUAL Quarter Completed	1st Quarter - 7/1 - 9/30			2nd Quarter - 10/1 - 12/31			3rd Q
	Actual	Current Budget	Variance	Actual	Current Budget	Variance	Actual

EXPENSES

ADMINISTRATIVE STAFF PERSONNEL COSTS

Quarter 0  
No. of Positions

Executive Management	#NAME?	#NAME?	-	#NAME?	#NAME?	-	
Instructional Management	#NAME?	#NAME?	-	#NAME?	#NAME?	-	
Deans, Directors & Coordinators	#NAME?	#NAME?	-	#NAME?	#NAME?	-	
CFO / Director of Finance	#NAME?	#NAME?	-	#NAME?	#NAME?	-	
Operation / Business Manager	#NAME?	#NAME?	-	#NAME?	#NAME?	-	
Administrative Staff	#NAME?	#NAME?	-	#NAME?	#NAME?	-	
TOTAL ADMINISTRATIVE STAFF	#NAME?	-	#NAME?	-	#NAME?	-	-

INSTRUCTIONAL PERSONNEL COSTS

Teachers - Regular	#NAME?	#NAME?	-	#NAME?	#NAME?	-	
Teachers - SPED	#NAME?	#NAME?	-	#NAME?	#NAME?	-	
Substitute Teachers	#NAME?	#NAME?	-	#NAME?	#NAME?	-	
Teaching Assistants	#NAME?	#NAME?	-	#NAME?	#NAME?	-	
Specialty Teachers	#NAME?	#NAME?	-	#NAME?	#NAME?	-	
Aides	#NAME?	#NAME?	-	#NAME?	#NAME?	-	
Therapists & Counselors	#NAME?	#NAME?	-	#NAME?	#NAME?	-	
Other	#NAME?	#NAME?	-	#NAME?	#NAME?	-	
TOTAL INSTRUCTIONAL	#NAME?	-	#NAME?	-	#NAME?	-	-

NON-INSTRUCTIONAL PERSONNEL COSTS

Nurse	#NAME?	#NAME?	-	#NAME?	#NAME?	-	
Librarian	#NAME?	#NAME?	-	#NAME?	#NAME?	-	
Custodian	#NAME?	#NAME?	-	#NAME?	#NAME?	-	
Security	#NAME?	#NAME?	-	#NAME?	#NAME?	-	
Other	#NAME?	#NAME?	-	#NAME?	#NAME?	-	
TOTAL NON-INSTRUCTIONAL	#NAME?	-	#NAME?	-	#NAME?	-	-

SUBTOTAL PERSONNEL SERVICE COSTS

#NAME?	-	#NAME?	-	-	#NAME?	-	-
--------	---	--------	---	---	--------	---	---

PAYROLL TAXES AND BENEFITS

Payroll Taxes	#NAME?	#NAME?	-	#NAME?	#NAME?	-	
Fringe / Employee Benefits	#NAME?	#NAME?	-	#NAME?	#NAME?	-	
Retirement / Pension	#NAME?	#NAME?	-	#NAME?	#NAME?	-	
TOTAL PAYROLL TAXES AND BENEFITS	-	#NAME?	-	-	#NAME?	-	-

TOTAL PERSONNEL SERVICE COSTS

#NAME?	-	#NAME?	-	-	#NAME?	-	-
--------	---	--------	---	---	--------	---	---

CONTRACTED SERVICES

Accounting / Audit	#NAME?	#NAME?	-	#NAME?	#NAME?	-	
Legal	#NAME?	#NAME?	-	#NAME?	#NAME?	-	
Management Company Fee	#NAME?	#NAME?	-	#NAME?	#NAME?	-	
Nurse Services	#NAME?	#NAME?	-	#NAME?	#NAME?	-	
Food Service / School Lunch	#NAME?	#NAME?	-	#NAME?	#NAME?	-	
Payroll Services	#NAME?	#NAME?	-	#NAME?	#NAME?	-	
Special Ed Services	#NAME?	#NAME?	-	#NAME?	#NAME?	-	
Titlement Services (i.e. Title I)	#NAME?	#NAME?	-	#NAME?	#NAME?	-	
Other Purchased / Professional / Consulting	#NAME?	#NAME?	-	#NAME?	#NAME?	-	
TOTAL CONTRACTED SERVICES	-	#NAME?	-	-	#NAME?	-	-

2016-17

Total Revenue	-	#NAME?	-	-	#NAME?	-	-
Total Expenses	-	#NAME?	-	-	#NAME?	-	-
Net Income	-	#NAME?	-	-	#NAME?	-	-
Actual Student Enrollment	-	#NAME?	-	-	#NAME?	-	-
*NOTE: Enrollment, Revenue and Expenditure Data IN the 'Total and Variance Analysis' Section is Based on LAST ACTUAL Quarter Completed	1st Quarter - 7/1 - 9/30			2nd Quarter - 10/1 - 12/31			3rd Quarter
	Actual	Current Budget	Variance	Actual	Current Budget	Variance	Actual
<b>SCHOOL OPERATIONS</b>							
Board Expenses		#NAME?	-		#NAME?	-	
Classroom / Teaching Supplies & Materials		#NAME?	-		#NAME?	-	
Special Ed Supplies & Materials		#NAME?	-		#NAME?	-	
Textbooks / Workbooks		#NAME?	-		#NAME?	-	
Supplies & Materials other		#NAME?	-		#NAME?	-	
Equipment / Furniture		#NAME?	-		#NAME?	-	
Telephone		#NAME?	-		#NAME?	-	
Technology		#NAME?	-		#NAME?	-	
Student Testing & Assessment		#NAME?	-		#NAME?	-	
Field Trips		#NAME?	-		#NAME?	-	
Transportation (student)		#NAME?	-		#NAME?	-	
Student Services - other		#NAME?	-		#NAME?	-	
Office Expense		#NAME?	-		#NAME?	-	
Staff Development		#NAME?	-		#NAME?	-	
Staff Recruitment		#NAME?	-		#NAME?	-	
Student Recruitment / Marketing		#NAME?	-		#NAME?	-	
School Meals / Lunch		#NAME?	-		#NAME?	-	
Travel (Staff)		#NAME?	-		#NAME?	-	
Fundraising		#NAME?	-		#NAME?	-	
Other		#NAME?	-		#NAME?	-	
TOTAL SCHOOL OPERATIONS	-	#NAME?	-	-	#NAME?	-	-
<b>FACILITY OPERATION &amp; MAINTENANCE</b>							
Insurance		#NAME?	-		#NAME?	-	
Janitorial		#NAME?	-		#NAME?	-	
Building and Land Rent / Lease / Facility Finance Interest		#NAME?	-		#NAME?	-	
Repairs & Maintenance		#NAME?	-		#NAME?	-	
Equipment / Furniture		#NAME?	-		#NAME?	-	
Security		#NAME?	-		#NAME?	-	
Utilities		#NAME?	-		#NAME?	-	
TOTAL FACILITY OPERATION & MAINTENANCE	-	#NAME?	-	-	#NAME?	-	-
<b>DEPRECIATION &amp; AMORTIZATION</b>		#NAME?	-		#NAME?	-	
<b>RESERVES / CONTINGENCY</b>		#NAME?	-		#NAME?	-	
<b>TOTAL EXPENSES</b>	-	#NAME?	-	-	#NAME?	-	-
<b>NET INCOME</b>	-	#NAME?	-	-	#NAME?	-	-

2016-17

Total Revenue	-	#NAME?	-	-	#NAME?	-	-
Total Expenses	-	#NAME?	-	-	#NAME?	-	-
Net Income	-	#NAME?	-	-	#NAME?	-	-
Actual Student Enrollment	-	#NAME?	-	-	#NAME?	-	-

*NOTE: Enrollment, Revenue and Expenditure Data IN the 'Total and Variance Analysis' Section is Based on LAST ACTUAL Quarter Completed	1st Quarter - 7/1 - 9/30			2nd Quarter - 10/1 - 12/31			3rd Quarter
	Actual	Current Budget	Variance	Actual	Current Budget	Variance	Actual

ENROLLMENT - \*School Districts Are Linked To Above Entries\*

BUFFALO CITY SD	-	#NAME?	-	-	#NAME?	-	-
-	-	#NAME?	-	-	#NAME?	-	-
-	-	#NAME?	-	-	#NAME?	-	-
-	-	#NAME?	-	-	#NAME?	-	-
-	-	#NAME?	-	-	#NAME?	-	-
-	-	#NAME?	-	-	#NAME?	-	-
-	-	#NAME?	-	-	#NAME?	-	-
-	-	#NAME?	-	-	#NAME?	-	-
-	-	#NAME?	-	-	#NAME?	-	-
-	-	#NAME?	-	-	#NAME?	-	-
-	-	#NAME?	-	-	#NAME?	-	-
-	-	#NAME?	-	-	#NAME?	-	-
-	-	#NAME?	-	-	#NAME?	-	-
-	-	#NAME?	-	-	#NAME?	-	-
-	-	#NAME?	-	-	#NAME?	-	-
-	-	#NAME?	-	-	#NAME?	-	-
-	-	#NAME?	-	-	#NAME?	-	-
-	-	#NAME?	-	-	#NAME?	-	-
-	-	#NAME?	-	-	#NAME?	-	-
ALL OTHER School Districts: ( Count = 0 )	-	#NAME?	-	-	#NAME?	-	-
TOTAL ENROLLMENT	-	#NAME?	-	-	#NAME?	-	-

REVENUE PER PUPIL	-	#NAME?	-	-	#NAME?	-	-
-------------------	---	--------	---	---	--------	---	---

EXPENSES PER PUPIL	-	#NAME?	-	-	#NAME?	-	-
--------------------	---	--------	---	---	--------	---	---

SCHOOL n					
Total Revenue	#NAME?	-	-	#NAME?	-
Total Expenses	#NAME?	-	-	#NAME?	-
Net Income	#NAME?	-	-	#NAME?	-
Actual Student Enrollment	#NAME?	-	-	#NAME?	-
*NOTE: Enrollment, Revenue and Expenditure Data IN the 'Total and Variance Analysis' Section is Based on LAST ACTUAL Quarter Completed		Quarter - 1/1 - 3/31		4th Quarter - 4/1 - 6/30	
		Current Budget	Variance	Actual	Current Budget Variance
<b>REVENUE</b>					
<b>REVENUES FROM STATE SOURCES</b>					
Per Pupil Revenue	CY Per Pupil Rate				
BUFFALO CITY SD	#NAME?	-		#NAME?	-
-	#N/A	-		#NAME?	-
-	#N/A	-		#NAME?	-
-	#N/A	-		#NAME?	-
-	#N/A	-		#NAME?	-
-	#N/A	-		#NAME?	-
-	#N/A	-		#NAME?	-
-	#N/A	-		#NAME?	-
-	#N/A	-		#NAME?	-
-	#N/A	-		#NAME?	-
-	#N/A	-		#NAME?	-
-	#N/A	-		#NAME?	-
-	#N/A	-		#NAME?	-
-	#N/A	-		#NAME?	-
-	#N/A	-		#NAME?	-
ALL OTHER School Districts: ( Count = 0 )	#N/A	-		#NAME?	-
TOTAL Per Pupil Revenue (Weighted Average Per Pupil Funding)	#NAME?	-	-	#NAME?	-
Special Education Revenue	#NAME?	-		#NAME?	-
Grants					
Stimulus	#NAME?	-		#NAME?	-
DYCD (Department of Youth and Community Development)	#NAME?	-		#NAME?	-
Other	#NAME?	-		#NAME?	-
Other	#NAME?	-		#NAME?	-
TOTAL REVENUE FROM STATE SOURCES	#NAME?	-	-	#NAME?	-
<b>REVENUE FROM FEDERAL FUNDING</b>					
DEA Special Needs	#NAME?	-		#NAME?	-
Title I	#NAME?	-		#NAME?	-
Title Funding - Other	#NAME?	-		#NAME?	-
School Food Service (Free Lunch)	#NAME?	-		#NAME?	-
Grants					
Charter School Program (CSP) Planning & Implementation	#NAME?	-		#NAME?	-
Other	#NAME?	-		#NAME?	-
Other	#NAME?	-		#NAME?	-
TOTAL REVENUE FROM FEDERAL SOURCES	#NAME?	-	-	#NAME?	-
<b>LOCAL and OTHER REVENUE</b>					
Contributions and Donations	#NAME?	-		#NAME?	-
Fundraising	#NAME?	-		#NAME?	-
Erate Reimbursement	#NAME?	-		#NAME?	-
Earnings on Investments	#NAME?	-		#NAME?	-
Interest Income	#NAME?	-		#NAME?	-
Food Service (Income from meals)	#NAME?	-		#NAME?	-
Text Book	#NAME?	-		#NAME?	-
OTHER	#NAME?	-		#NAME?	-
TOTAL REVENUE FROM LOCAL and OTHER SOURCES	#NAME?	-	-	#NAME?	-
<b>TOTAL REVENUE</b>	#NAME?	-	-	#NAME?	-

SCHOOL n					
Total Revenue	#NAME?	-	-	#NAME?	-
Total Expenses	#NAME?	-	-	#NAME?	-
Net Income	#NAME?	-	-	#NAME?	-
Actual Student Enrollment	#NAME?	-	-	#NAME?	-
*NOTE: Enrollment, Revenue and Expenditure Data IN the 'Total and Variance Analysis' Section is Based on LAST ACTUAL Quarter Completed		Quarter - 1/1 - 3/31		4th Quarter - 4/1 - 6/30	
		Current Budget	Variance	Actual	Current Budget Variance
<b>EXPENSES</b>					
<b>ADMINISTRATIVE STAFF PERSONNEL COSTS</b>		Quarter 0 No. of Positions			
Executive Management	#NAME?	#NAME?	-	#NAME?	-
Instructional Management	#NAME?	#NAME?	-	#NAME?	-
Deans, Directors & Coordinators	#NAME?	#NAME?	-	#NAME?	-
CFO / Director of Finance	#NAME?	#NAME?	-	#NAME?	-
Operation / Business Manager	#NAME?	#NAME?	-	#NAME?	-
Administrative Staff	#NAME?	#NAME?	-	#NAME?	-
TOTAL ADM NISTRATIVE STAFF	#NAME?	#NAME?	-	#NAME?	-
<b>INSTRUCTIONAL PERSONNEL COSTS</b>					
Teachers - Regular	#NAME?	#NAME?	-	#NAME?	-
Teachers - SPED	#NAME?	#NAME?	-	#NAME?	-
Substitute Teachers	#NAME?	#NAME?	-	#NAME?	-
Teaching Assistants	#NAME?	#NAME?	-	#NAME?	-
Specialty Teachers	#NAME?	#NAME?	-	#NAME?	-
Aides	#NAME?	#NAME?	-	#NAME?	-
Therapists & Counselors	#NAME?	#NAME?	-	#NAME?	-
Other	#NAME?	#NAME?	-	#NAME?	-
TOTAL INSTRUCTIONAL	#NAME?	#NAME?	-	#NAME?	-
<b>NON-INSTRUCTIONAL PERSONNEL COSTS</b>					
Nurse	#NAME?	#NAME?	-	#NAME?	-
Librarian	#NAME?	#NAME?	-	#NAME?	-
Custodian	#NAME?	#NAME?	-	#NAME?	-
Security	#NAME?	#NAME?	-	#NAME?	-
Other	#NAME?	#NAME?	-	#NAME?	-
TOTAL NON- NSTRUCTIONAL	#NAME?	#NAME?	-	#NAME?	-
<b>SUBTOTAL PERSONNEL SERVICE COSTS</b>		#NAME?	#NAME?	-	#NAME?
<b>PAYROLL TAXES AND BENEFITS</b>					
Payroll Taxes		#NAME?	-	#NAME?	-
Fringe / Employee Benefits		#NAME?	-	#NAME?	-
Retirement / Pension		#NAME?	-	#NAME?	-
TOTAL PAYROLL TAXES AND BENEFITS		#NAME?	-	#NAME?	-
<b>TOTAL PERSONNEL SERVICE COSTS</b>		#NAME?	#NAME?	-	#NAME?
<b>CONTRACTED SERVICES</b>					
Accounting / Audit		#NAME?	-	#NAME?	-
Legal		#NAME?	-	#NAME?	-
Management Company Fee		#NAME?	-	#NAME?	-
Nurse Services		#NAME?	-	#NAME?	-
Food Service / School Lunch		#NAME?	-	#NAME?	-
Payroll Services		#NAME?	-	#NAME?	-
Special Ed Services		#NAME?	-	#NAME?	-
Titlement Services (i.e. Title I)		#NAME?	-	#NAME?	-
Other Purchased / Professional / Consulting		#NAME?	-	#NAME?	-
TOTAL CONTRACTED SERVICES		#NAME?	-	#NAME?	-

SCHOOL n					
Total Revenue	#NAME?	-	-	#NAME?	-
Total Expenses	#NAME?	-	-	#NAME?	-
Net Income	#NAME?	-	-	#NAME?	-
Actual Student Enrollment	#NAME?	-	-	#NAME?	-
*NOTE: Enrollment, Revenue and Expenditure Data IN the 'Total and Variance Analysis' Section is Based on LAST ACTUAL Quarter Completed		Quarter - 1/1 - 3/31		4th Quarter - 4/1 - 6/30	
		Current Budget	Variance	Actual	Current Budget Variance
<b>SCHOOL OPERATIONS</b>					
Board Expenses	#NAME?	-		#NAME?	-
Classroom / Teaching Supplies & Materials	#NAME?	-		#NAME?	-
Special Ed Supplies & Materials	#NAME?	-		#NAME?	-
Textbooks / Workbooks	#NAME?	-		#NAME?	-
Supplies & Materials other	#NAME?	-		#NAME?	-
Equipment / Furniture	#NAME?	-		#NAME?	-
Telephone	#NAME?	-		#NAME?	-
Technology	#NAME?	-		#NAME?	-
Student Testing & Assessment	#NAME?	-		#NAME?	-
Field Trips	#NAME?	-		#NAME?	-
Transportation (student)	#NAME?	-		#NAME?	-
Student Services - other	#NAME?	-		#NAME?	-
Office Expense	#NAME?	-		#NAME?	-
Staff Development	#NAME?	-		#NAME?	-
Staff Recruitment	#NAME?	-		#NAME?	-
Student Recruitment / Marketing	#NAME?	-		#NAME?	-
School Meals / Lunch	#NAME?	-		#NAME?	-
Travel (Staff)	#NAME?	-		#NAME?	-
Fundraising	#NAME?	-		#NAME?	-
Other	#NAME?	-		#NAME?	-
TOTAL SCHOOL OPERATIONS	#NAME?	-	-	#NAME?	-
<b>FACILITY OPERATION &amp; MAINTENANCE</b>					
Insurance	#NAME?	-		#NAME?	-
Janitorial	#NAME?	-		#NAME?	-
Building and Land Rent / Lease / Facility Finance Interest	#NAME?	-		#NAME?	-
Repairs & Maintenance	#NAME?	-		#NAME?	-
Equipment / Furniture	#NAME?	-		#NAME?	-
Security	#NAME?	-		#NAME?	-
Utilities	#NAME?	-		#NAME?	-
TOTAL FACILITY OPERATION & MAINTENANCE	#NAME?	-	-	#NAME?	-
<b>DEPRECIATION &amp; AMORTIZATION</b>					
RESERVES / CONTINGENCY	#NAME?	-		#NAME?	-
TOTAL EXPENSES	#NAME?	-	-	#NAME?	-
NET INCOME	#NAME?	-	-	#NAME?	-



SCHOOL					
n					
Total Revenue	#NAME?	-	-	#NAME?	-
Total Expenses	#NAME?	-	-	#NAME?	-
Net Income	#NAME?	-	-	#NAME?	-
Actual Student Enrollment	#NAME?	-	-	#NAME?	-
*NOTE: Enrollment, Revenue and Expenditure Data IN the 'Total and Variance Analysis' Section is Based on LAST ACTUAL Quarter Completed		Quarter - 1/1 - 3/31		4th Quarter - 4/1 - 6/30	
		Current		Current	
		Budget	Variance	Actual	Budget
					Variance
ENROLLMENT - *School Districts Are Linked To Above Entries*					
BUFFALO CITY SD	#NAME?	-	-	#NAME?	-
-	#NAME?	-	-	#NAME?	-
-	#NAME?	-	-	#NAME?	-
-	#NAME?	-	-	#NAME?	-
-	#NAME?	-	-	#NAME?	-
-	#NAME?	-	-	#NAME?	-
-	#NAME?	-	-	#NAME?	-
-	#NAME?	-	-	#NAME?	-
-	#NAME?	-	-	#NAME?	-
-	#NAME?	-	-	#NAME?	-
-	#NAME?	-	-	#NAME?	-
-	#NAME?	-	-	#NAME?	-
-	#NAME?	-	-	#NAME?	-
-	#NAME?	-	-	#NAME?	-
-	#NAME?	-	-	#NAME?	-
-	#NAME?	-	-	#NAME?	-
-	#NAME?	-	-	#NAME?	-
ALL OTHER School Districts: ( Count = 0 )	#NAME?	-	-	#NAME?	-
TOTAL ENROLLMENT	#NAME?	-	-	#NAME?	-
REVENUE PER PUPIL	#NAME?	-	-	#NAME?	-
EXPENSES PER PUPIL	#NAME?	-	-	#NAME?	-

				BUFFALO UNITED CHARTER SCHOOL DISTRICT			
				Budget / Operating Plan			
				2016-17			
Total Revenue	-	-	-	#NAME?	#NAME?	-	-
Total Expenses	-	-	-	#NAME?	#NAME?	-	-
Net Income	-	-	-	#NAME?	#NAME?	-	-
Actual Student Enrollment	-	-	-			-	-
*NOTE: Enrollment, Revenue and Expenditure Data IN the 'Total and Variance Analysis' Section is Based on LAST ACTUAL Quarter Completed				TOTALS AND VARIANCE ANALYSIS			
				Actual	Current Budget (Current Quarter)	Actual vs. Current Budget	Current Budget - TY
REVENUE							
REVENUES FROM STATE SOURCES							
Per Pupil Revenue		CY Per Pupil Rate					
BUFFALO CITY SD		#NAME?		-	-	-	-
-		#N/A		-	-	-	-
-		#N/A		-	-	-	-
-		#N/A		-	-	-	-
-		#N/A		-	-	-	-
-		#N/A		-	-	-	-
-		#N/A		-	-	-	-
-		#N/A		-	-	-	-
-		#N/A		-	-	-	-
-		#N/A		-	-	-	-
-		#N/A		-	-	-	-
-		#N/A		-	-	-	-
-		#N/A		-	-	-	-
-		#N/A		-	-	-	-
-		#N/A		-	-	-	-
-		#N/A		-	-	-	-
ALL OTHER School Districts: ( Count = 0 )		#N/A		-	-	-	-
TOTAL Per Pupil Revenue (Weighted Average Per Pupil Funding)		#NAME?		-	-	-	-
Special Education Revenue				-	-	-	-
Grants							
Stimulus				-	-	-	-
DYCD (Department of Youth and Community Development)				-	-	-	-
Other				-	-	-	-
Other				-	-	-	-
TOTAL REVENUE FROM STATE SOURCES				-	-	-	-
REVENUE FROM FEDERAL FUNDING							
IDEA Special Needs				-	-	-	-
Title I				-	-	-	-
Title Funding - Other				-	-	-	-
School Food Service (Free Lunch)				-	-	-	-
Grants							
Charter School Program (CSP) Planning & Implementation				-	-	-	-
Other				-	-	-	-
Other				-	-	-	-
TOTAL REVENUE FROM FEDERAL SOURCES				-	-	-	-
LOCAL and OTHER REVENUE							
Contributions and Donations				-	-	-	-
Fundraising				-	-	-	-
Erate Reimbursement				-	-	-	-
Earnings on Investments				-	-	-	-
Interest Income				-	-	-	-
Food Service (Income from meals)				-	-	-	-
Text Book				-	-	-	-
OTHER				-	-	-	-
TOTAL REVENUE FROM LOCAL and OTHER SOURCES				-	-	-	-
TOTAL REVENUE				-	-	-	-

				BUFFALO UNITED CHARTER SCHOOL DISTRICT			
				Budget / Operating Plan			
				2016-17			
Total Revenue	-	-	-	#NAME?	#NAME?	-	-
Total Expenses	-	-	-	#NAME?	#NAME?	-	-
Net Income	-	-	-	#NAME?	#NAME?	-	-
Actual Student Enrollment	-	-	-			-	-
				TOTALS AND VARIANCE ANALYSIS			
*NOTE: Enrollment, Revenue and Expenditure Data IN the 'Total and Variance Analysis' Section is Based on LAST ACTUAL Quarter Completed							
				Actual	Current Budget (Current Quarter)	Actual vs. Current Budget	Current Budget - TY
EXPENSES							
ADMINISTRATIVE STAFF PERSONNEL COSTS							
Executive Management	Quarter 0	#NAME?	-	-	#NAME?	#NAME?	-
Instructional Management	No. of Positions	#NAME?	-	-	#NAME?	#NAME?	-
Deans, Directors & Coordinators		#NAME?	-	-	#NAME?	#NAME?	-
CFO / Director of Finance		#NAME?	-	-	#NAME?	#NAME?	-
Operation / Business Manager		#NAME?	-	-	#NAME?	#NAME?	-
Administrative Staff		#NAME?	-	-	#NAME?	#NAME?	-
TOTAL ADMINISTRATIVE STAFF		#NAME?	-	-	#NAME?	#NAME?	-
INSTRUCTIONAL PERSONNEL COSTS							
Teachers - Regular		#NAME?	-	-	#NAME?	#NAME?	-
Teachers - SPED		#NAME?	-	-	#NAME?	#NAME?	-
Substitute Teachers		#NAME?	-	-	#NAME?	#NAME?	-
Teaching Assistants		#NAME?	-	-	#NAME?	#NAME?	-
Specialty Teachers		#NAME?	-	-	#NAME?	#NAME?	-
Aides		#NAME?	-	-	#NAME?	#NAME?	-
Therapists & Counselors		#NAME?	-	-	#NAME?	#NAME?	-
Other		#NAME?	-	-	#NAME?	#NAME?	-
TOTAL NSTRUCTIONAL		#NAME?	-	-	#NAME?	#NAME?	-
NON-INSTRUCTIONAL PERSONNEL COSTS							
Nurse		#NAME?	-	-	#NAME?	#NAME?	-
Librarian		#NAME?	-	-	#NAME?	#NAME?	-
Custodian		#NAME?	-	-	#NAME?	#NAME?	-
Security		#NAME?	-	-	#NAME?	#NAME?	-
Other		#NAME?	-	-	#NAME?	#NAME?	-
TOTAL NON-INSTRUCTIONAL		#NAME?	-	-	#NAME?	#NAME?	-
SUBTOTAL PERSONNEL SERVICE COSTS							
		#NAME?	-	-	#NAME?	#NAME?	-
PAYROLL TAXES AND BENEFITS							
Payroll Taxes			-	-	#NAME?	#NAME?	-
Fringe / Employee Benefits			-	-	#NAME?	#NAME?	-
Retirement / Pension			-	-	#NAME?	#NAME?	-
TOTAL PAYROLL TAXES AND BENEFITS			-	-	#NAME?	#NAME?	-
TOTAL PERSONNEL SERVICE COSTS							
		#NAME?	-	-	#NAME?	#NAME?	-
CONTRACTED SERVICES							
Accounting / Audit			-	-	#NAME?	#NAME?	-
Legal			-	-	#NAME?	#NAME?	-
Management Company Fee			-	-	#NAME?	#NAME?	-
Nurse Services			-	-	#NAME?	#NAME?	-
Food Service / School Lunch			-	-	#NAME?	#NAME?	-
Payroll Services			-	-	#NAME?	#NAME?	-
Special Ed Services			-	-	#NAME?	#NAME?	-
Titlement Services (i.e. Title I)			-	-	#NAME?	#NAME?	-
Other Purchased / Professional / Consulting			-	-	#NAME?	#NAME?	-
TOTAL CONTRACTED SERVICES			-	-	#NAME?	#NAME?	-

				BUFFALO UNITED CHARTER SCHOOL DISTRICT			
				Budget / Operating Plan			
				2016-17			
Total Revenue	-	-	-	#NAME?	#NAME?	-	-
Total Expenses	-	-	-	#NAME?	#NAME?	-	-
Net Income	-	-	-	#NAME?	#NAME?	-	-
Actual Student Enrollment	-	-	-			-	-
				TOTALS AND VARIANCE ANALYSIS			
*NOTE: Enrollment, Revenue and Expenditure Data IN the 'Total and Variance Analysis' Section is Based on LAST ACTUAL Quarter Completed				Actual	Current Budget (Current Quarter)	Actual vs. Current Budget	Original Budget (Current Quarter)
				Actual	Current Budget	Current Budget - TY	Actual vs. Original Budget
SCHOOL OPERATIONS				-	-	-	-
Board Expenses	-	-	-	#NAME?	#NAME?	-	-
Classroom / Teaching Supplies & Materials	-	-	-	#NAME?	#NAME?	-	-
Special Ed Supplies & Materials	-	-	-	#NAME?	#NAME?	-	-
Textbooks / Workbooks	-	-	-	#NAME?	#NAME?	-	-
Supplies & Materials other	-	-	-	#NAME?	#NAME?	-	-
Equipment / Furniture	-	-	-	#NAME?	#NAME?	-	-
Telephone	-	-	-	#NAME?	#NAME?	-	-
Technology	-	-	-	#NAME?	#NAME?	-	-
Student Testing & Assessment	-	-	-	#NAME?	#NAME?	-	-
Field Trips	-	-	-	#NAME?	#NAME?	-	-
Transportation (student)	-	-	-	#NAME?	#NAME?	-	-
Student Services - other	-	-	-	#NAME?	#NAME?	-	-
Office Expense	-	-	-	#NAME?	#NAME?	-	-
Staff Development	-	-	-	#NAME?	#NAME?	-	-
Staff Recruitment	-	-	-	#NAME?	#NAME?	-	-
Student Recruitment / Marketing	-	-	-	#NAME?	#NAME?	-	-
School Meals / Lunch	-	-	-	#NAME?	#NAME?	-	-
Travel (Staff)	-	-	-	#NAME?	#NAME?	-	-
Fundraising	-	-	-	#NAME?	#NAME?	-	-
Other	-	-	-	#NAME?	#NAME?	-	-
TOTAL SCHOOL OPERATIONS	-	-	-	#NAME?	#NAME?	-	-
FACILITY OPERATION & MAINTENANCE				-	-	-	-
Insurance	-	-	-	#NAME?	#NAME?	-	-
Janitorial	-	-	-	#NAME?	#NAME?	-	-
Building and Land Rent / Lease / Facility Finance Interest	-	-	-	#NAME?	#NAME?	-	-
Repairs & Maintenance	-	-	-	#NAME?	#NAME?	-	-
Equipment / Furniture	-	-	-	#NAME?	#NAME?	-	-
Security	-	-	-	#NAME?	#NAME?	-	-
Utilities	-	-	-	#NAME?	#NAME?	-	-
TOTAL FACILITY OPERATION & MAINTENANCE	-	-	-	#NAME?	#NAME?	-	-
DEPRECIATION & AMORTIZATION				-	-	-	-
RESERVES / CONTINGENCY				-	-	-	-
TOTAL EXPENSES	-	-	-	#NAME?	#NAME?	-	-
NET INCOME	-	-	-	#NAME?	#NAME?	-	-

				BUFFALO UNITED CHARTER SCHOOL DISTRICT			
				Budget / Operating Plan			
				2016-17			
Total Revenue	-	-	-	#NAME?	#NAME?	-	-
Total Expenses	-	-	-	#NAME?	#NAME?	-	-
Net Income	-	-	-	#NAME?	#NAME?	-	-
Actual Student Enrollment	-	-	-			-	-
				TOTALS AND VARIANCE ANALYSIS			
*NOTE: Enrollment, Revenue and Expenditure Data IN the 'Total and Variance Analysis' Section is Based on LAST ACTUAL Quarter Completed				Actual	Current Budget (Current Quarter)	Actual vs. Current Budget	Original Budget (Current Quarter)
				Actual	Current Budget	Current Budget - TY	Actual vs. Original Budget
ENROLLMENT - *School Districts Are Linked To Above Entries*				* Enrollment Data Based on Last Actual Quarter Completed			
BUFFALO CITY SD				-	-	-	-
-				-	-	-	-
-				-	-	-	-
-				-	-	-	-
-				-	-	-	-
-				-	-	-	-
-				-	-	-	-
-				-	-	-	-
-				-	-	-	-
-				-	-	-	-
-				-	-	-	-
-				-	-	-	-
-				-	-	-	-
-				-	-	-	-
ALL OTHER School Districts: ( Count = 0 )				-	-	-	-
TOTAL ENROLLMENT				-	-	-	-
REVENUE PER PUPIL				-	-	-	-
EXPENSES PER PUPIL				-	-	-	-

Total Revenue	Err:509	Err:509	-	-
Total Expenses	Err:509	Err:509	-	-
Net Income	Err:509	Err:509	-	-
Actual Student Enrollment			-	-
5				
<div> <div> <div>*NOTE: Enrollment, Revenue and Expenditure Data IN the 'Total and Variance Analysis' Section is Based on LAST ACTUAL Quarter Completed</div> </div> <div> <div>Actual vs. Original Budget TY</div> <div>Actual vs. Original Budget TY</div> <div>ACTUAL (P.T. TY / No. of COMPLETED Actual CY Quarters)</div> <div>Actual CY vs. Actual PY</div> </div> </div>				
REVENUE				
REVENUES FROM STATE SOURCES				
Per Pupil Revenue	CY Per Pupil Rate			
BUFFALO CITY SD	#NAME?	#NAME?	#NAME?	-
-	#N/A	#N/A	#N/A	-
-	#N/A	#N/A	#N/A	-
-	#N/A	#N/A	#N/A	-
-	#N/A	#N/A	#N/A	-
-	#N/A	#N/A	#N/A	-
-	#N/A	#N/A	#N/A	-
-	#N/A	#N/A	#N/A	-
-	#N/A	#N/A	#N/A	-
-	#N/A	#N/A	#N/A	-
-	#N/A	#N/A	#N/A	-
-	#N/A	#N/A	#N/A	-
-	#N/A	#N/A	#N/A	-
-	#N/A	#N/A	#N/A	-
-	#N/A	#N/A	#N/A	-
ALL OTHER School Districts: ( Count = 0 )	#NAME?	#NAME?	#NAME?	-
TOTAL Per Pupil Revenue (Weighted Average Per Pupil Funding)	#NAME?	#NAME?	#NAME?	-
Special Education Revenue	Err 509	Err:509	-	-
Grants				
Stimulus	-	-	-	-
DYCD (Department of Youth and Community Development)	-	-	-	-
Other	-	-	-	-
Other	Err 509	Err:509	-	-
TOTAL REVENUE FROM STATE SOURCES	#NAME?	#NAME?	-	-
REVENUE FROM FEDERAL FUNDING				
IDEA Special Needs	Err 509	Err:509	-	-
Title I	Err 509	Err:509	-	-
Title Funding - Other	Err 509	Err:509	-	-
School Food Service (Free Lunch)	Err 509	Err:509	-	-
Grants				
Charter School Program (CSP) Planning & Implementation	-	-	-	-
Other	-	-	-	-
Other	-	-	-	-
TOTAL REVENUE FROM FEDERAL SOURCES	Err 509	Err:509	-	-
LOCAL and OTHER REVENUE				
Contributions and Donations	-	-	-	-
Fundraising	-	-	-	-
Erate Reimbursement	-	-	-	-
Earnings on Investments	-	-	-	-
Interest Income	-	-	-	-
Food Service (Income from meals)	Err 509	Err:509	-	-
Text Book	-	-	-	-
OTHER	-	-	-	-
TOTAL REVENUE FROM LOCAL and OTHER SOURCES	Err 509	Err:509	-	-
TOTAL REVENUE	Err:509	Err:509	-	-

Total Revenue	Err:509	Err:509	-	-
Total Expenses	Err:509	Err:509	-	-
Net Income	Err:509	Err:509	-	-
Actual Student Enrollment			-	

5				
*NOTE: Enrollment, Revenue and Expenditure Data IN the 'Total and Variance Analysis' Section is Based on LAST ACTUAL Quarter Completed	Actual vs. Original		FY Actual (FY TY / No. of COMPLETED Actual CY Quarters	Actual CY vs. Actual PY
	Original Budget - TY	Budget TY		

EXPENSES

ADMINISTRATIVE STAFF PERSONNEL COSTS		Quarter 0				
		No. of Positions				
Executive Management	#NAME?		-	-	-	-
Instructional Management	#NAME?		Err 509	Err:509	-	-
Deans, Directors & Coordinators	#NAME?		Err 509	Err:509	-	-
CFO / Director of Finance	#NAME?		-	-	-	-
Operation / Business Manager	#NAME?		-	-	-	-
Administrative Staff	#NAME?		Err 509	Err:509	-	-
TOTAL ADM NISTRATIVE STAFF	#NAME?		Err 509	Err:509	-	-
INSTRUCTIONAL PERSONNEL COSTS						
Teachers - Regular	#NAME?		Err 509	Err:509	-	-
Teachers - SPED	#NAME?		Err 509	Err:509	-	-
Substitute Teachers	#NAME?		Err 509	Err:509	-	-
Teaching Assistants	#NAME?		-	-	-	-
Specialty Teachers	#NAME?		Err 509	Err:509	-	-
Aides	#NAME?		Err 509	Err:509	-	-
Therapists & Counselors	#NAME?		Err 509	Err:509	-	-
Other	#NAME?		-	-	-	-
TOTAL INSTRUCTIONAL	#NAME?		Err 509	Err:509	-	-
NON-INSTRUCTIONAL PERSONNEL COSTS						
Nurse	#NAME?		15,060	15,060	-	-
Librarian	#NAME?		Err 509	Err:509	-	-
Custodian	#NAME?		-	-	-	-
Security	#NAME?		-	-	-	-
Other	#NAME?		Err 509	Err:509	-	-
TOTAL NON-INSTRUCTIONAL	#NAME?		Err 509	Err:509	-	-
SUBTOTAL PERSONNEL SERVICE COSTS		#NAME?	Err 509	Err:509	-	-
PAYROLL TAXES AND BENEFITS						
Payroll Taxes			Err 509	Err:509	-	-
Fringe / Employee Benefits			Err 509	Err:509	-	-
Retirement / Pension			Err 509	Err:509	-	-
TOTAL PAYROLL TAXES AND BENEFITS			Err 509	Err:509	-	-
TOTAL PERSONNEL SERVICE COSTS		#NAME?	Err 509	Err:509	-	-
CONTRACTED SERVICES						
Accounting / Audit			Err 509	Err:509	-	-
Legal			Err 509	Err:509	-	-
Management Company Fee			-	-	-	-
Nurse Services			-	-	-	-
Food Service / School Lunch			-	-	-	-
Payroll Services			-	-	-	-
Special Ed Services			Err 509	Err:509	-	-
Titlement Services (i e. Title I)			Err 509	Err:509	-	-
Other Purchased / Professional / Consulting			Err 509	Err:509	-	-
TOTAL CONTRACTED SERVICES			Err 509	Err:509	-	-

Total Revenue	Err:509	Err:509	-	-
Total Expenses	Err:509	Err:509	-	-
Net Income	Err:509	Err:509	-	-
Actual Student Enrollment			-	
5				
*NOTE: Enrollment, Revenue and Expenditure Data IN the 'Total and Variance Analysis' Section is Based on LAST ACTUAL Quarter Completed				
	Original Budget - TY	Actual vs. Original Budget TY	ACTUAL (P.T TY / No. of COMPLETED Actual CY Quarters	Actual CY vs. Actual PY
<b>SCHOOL OPERATIONS</b>				
Board Expenses	Err 509	Err:509	-	-
Classroom / Teaching Supplies & Materials	Err 509	Err:509	-	-
Special Ed Supplies & Materials	Err 509	Err:509	-	-
Textbooks / Workbooks	Err 509	Err:509	-	-
Supplies & Materials other	Err 509	Err:509	-	-
Equipment / Furniture	Err 509	Err:509	-	-
Telephone	Err 509	Err:509	-	-
Technology	Err 509	Err:509	-	-
Student Testing & Assessment	Err 509	Err:509	-	-
Field Trips	Err 509	Err:509	-	-
Transportation (student)	-	-	-	-
Student Services - other	-	-	-	-
Office Expense	Err 509	Err:509	-	-
Staff Development	Err 509	Err:509	-	-
Staff Recruitment	Err 509	Err:509	-	-
Student Recruitment / Marketing	Err 509	Err:509	-	-
School Meals / Lunch	Err 509	Err:509	-	-
Travel (Staff)	Err 509	Err:509	-	-
Fundraising	-	-	-	-
Other	Err 509	Err:509	-	-
<b>TOTAL SCHOOL OPERATIONS</b>	Err 509	Err:509	-	-
<b>FACILITY OPERATION &amp; MAINTENANCE</b>				
Insurance	Err 509	Err:509	-	-
Janitorial	Err 509	Err:509	-	-
Building and Land Rent / Lease / Facility Finance Interest	Err 509	Err:509	-	-
Repairs & Maintenance	Err 509	Err:509	-	-
Equipment / Furniture	Err 509	Err:509	-	-
Security	Err 509	Err:509	-	-
Utilities	Err 509	Err:509	-	-
<b>TOTAL FACILITY OPERATION &amp; MAINTENANCE</b>	Err 509	Err:509	-	-
<b>DEPRECIATION &amp; AMORTIZATION</b>	-	-	-	-
<b>RESERVES / CONTINGENCY</b>	-	-	-	-
<b>TOTAL EXPENSES</b>	Err:509	Err:509	-	-
<b>NET INCOME</b>	Err:509	Err:509	-	-



FOOL
------

Total Revenue	Err:509	Err:509	-	-
Total Expenses	Err:509	Err:509	-	-
Net Income	Err:509	Err:509	-	-
Actual Student Enrollment			-	
		\$		
*NOTE: Enrollment, Revenue and Expenditure Data IN the 'Total and Variance Analysis' Section is Based on LAST ACTUAL Quarter Completed		Original	Actual	Actual
		Budget - TY	vs. Original Budget TY	Actual (P.Y. / No. of COMPLETED Actual CY Quarters)
				Actual CY vs. Actual PY

ENROLLMENT - *School Districts Are Linked To Above Entries*				
BUFFALO CITY SD			-	-
-			-	-
-			-	-
-			-	-
-			-	-
-			-	-
-			-	-
-			-	-
-			-	-
-			-	-
-			-	-
-			-	-
-			-	-
-			-	-
-			-	-
ALL OTHER School Districts: ( Count = 0 )			-	-
TOTAL ENROLLMENT			-	-
REVENUE PER PUPIL			-	-
EXPENSES PER PUPIL			-	-



**Charter Schools Institute**  
The State University of New York

**Annual Report Requirement**  
*for SUNY Authorized Charter Schools*  
**BUFFALO UNITED CHARTER SCHOOL**  
**2016-17**

Administrative  
expenditures per pupil:

\$0.00

Per NYS Statute

Administrative expenditures per pupil: the sum of all general administration salaries and other general administration expenditures divided by the total number of enrolled students. Employee benefit costs or expenditures should not be reported here.

**\*NOTE: THIS TAB ONLY NEEDS TO BE COMPLETED FOR Q4**

<p align="center"><b>Disclosure of Financial Interest by a Current or Proposed Charter School Education Corporation Trustee</b></p>
---

**Trustee Name:**

Kim DeJesus

**Name of Charter School Education Corporation (for an unmerged school, this is the Charter School Name):**

Buffalo United Charter School

1. List all positions held on the education corporation board (e.g., president, treasurer, parent representative). Treasurer 2013-2014  
President 2014-Present

2. Is the trustee an employee of any school operated by the Education Corporation?  
\_\_\_\_ Yes ☒ No

If **Yes**, for each school, please provide a description of the position(s) you hold, your responsibilities, your salary and your start date.

3. Is the trustee an employee or agent of the management company or institutional partner of the charter school(s) governed by the Education Corporation?  
\_\_\_\_ Yes ☒ No

If **Yes**, for each school, please provide a description of the position(s) you hold, your responsibilities, your salary and your start date.


4. Identify each interest/transaction (and provide the requested information) that you or any of your immediate family members or any persons who live with you in your house have held or engaged in with the charter school(s) governed by the Education Corporation during the time you have served on the board, and in the six-month period prior to such service. If there has been no such financial interest or transaction, write **None**. Please note that if you answered **Yes** to Questions 2-4 above, you need not disclose again your employment status, salary, etc.

Date(s)	Nature of Financial Interest/Transaction	Steps taken to avoid a conflict of interest, (e.g., did not vote, did not participate in discussion)	Name of person holding interest or engaging in transaction and relationship to yourself

None	None	None	None
------	------	------	------

5. Identify each individual, business, corporation, union association, firm, partnership, committee proprietorship, franchise holding company, joint stock company, business or real estate trust, non-profit organization, or other organization or group of people doing business with the school(s) governed by the Education Corporation **and** in which such entity, during the time of your tenure as a trustee, you and/or your immediate family member(s) or person(s) living in your house had a financial interest or other relationship. If you are a member, director, officer or employee of an organization formally partnered with the school(s) that is/are doing business with the school(s) through a management or services agreement, please identify only the name of the organization, your position in the organization, and the relationship between such organization and the school(s). If there was no financial interest, write **None**.

Organization conducting business with the school(s)	Nature of business conducted	Approximate value of the business conducted	Name of Trustee and/or immediate family member of household holding an interest in the organization conducting business with the school(s) and the nature of the interest	Steps Taken to Avoid Conflict of Interest
None	None	None	None	None



7/22/2016

Signature

Date

*Please note that this document is considered a public record and as such, may be made available to members of the public upon request under the Freedom of Information Law. Personal contact information provided below will be redacted.*

Business Telephone: N/A

Business Address: N/A

E-mail Address: \_

Home Telephone: 7

Home Address: \_

<b>Disclosure of Financial Interest by a Current or Proposed Charter School Education Corporation Trustee</b>
---

**Trustee Name:**

John Dorn

---

**Name of Charter School Education Corporation (for an unmerged school, this is the Charter School Name):**

Buffalo United Charter School

---

1. List all positions held on the education corporation board (e.g., president, treasurer, parent representative). Secretary 2012-2016  
Trustee <1 year

2. Is the trustee an employee of any school operated by the Education Corporation?  
     Yes   X   No

If **Yes**, for each school, please provide a description of the position(s) you hold, your responsibilities, your salary and your start date.

3. Is the trustee an employee or agent of the management company or institutional partner of the charter school(s) governed by the Education Corporation?  
     Yes   X   No

If **Yes**, for each school, please provide a description of the position(s) you hold, your responsibilities, your salary and your start date.


4. Identify each interest/transaction (and provide the requested information) that you or any of your immediate family members or any persons who live with you in your house have held or engaged in with the charter school(s) governed by the Education Corporation during the time you have served on the board, and in the six-month period prior to such service. If there has been no such financial interest or transaction, write **None**. Please note that if you answered **Yes** to Questions 2-4 above, you need not disclose again your employment status, salary, etc.

Date(s)	Nature of Financial Interest/Transaction	Steps taken to avoid a conflict of interest, (e.g., did not vote, did not participate in discussion)	Name of person holding interest or engaging in transaction and relationship to yourself

None	None	None	None
------	------	------	------

5. Identify each individual, business, corporation, union association, firm, partnership, committee proprietorship, franchise holding company, joint stock company, business or real estate trust, non-profit organization, or other organization or group of people doing business with the school(s) governed by the Education Corporation **and** in which such entity, during the time of your tenure as a trustee, you and/or your immediate family member(s) or person(s) living in your house had a financial interest or other relationship. If you are a member, director, officer or employee of an organization formally partnered with the school(s) that is/are doing business with the school(s) through a management or services agreement, please identify only the name of the organization, your position in the organization, and the relationship between such organization and the school(s). If there was no financial interest, write **None**.

Organization conducting business with the school(s)	Nature of business conducted	Approximate value of the business conducted	Name of Trustee and/or immediate family member of household holding an interest in the organization conducting business with the school(s) and the nature of the interest	Steps Taken to Avoid Conflict of Interest
None	None	None	None	None

  
Signature

7/22/2016

Date

*Please note that this document is considered a public record and as such, may be made available to members of the public upon request under the Freedom of Information Law. Personal contact information provided below will be redacted.*

**Business Telephone:** \_\_\_\_\_

**Business Address:** \_\_\_\_\_

**E-mail Address:** \_\_\_\_\_

**Home Telephone:** \_\_\_\_\_

**Home Address:** \_\_\_\_\_

<p align="center"><b>Disclosure of Financial Interest by a Current or Proposed Charter School Education Corporation Trustee</b></p>
---

**Trustee Name:**

Andrew Freedman

---

**Name of Charter School Education Corporation (for an unmerged school, this is the Charter School Name):**

Buffalo United Charter School

---

1. List all positions held on the education corporation board (e.g., president, treasurer, parent representative). Vice President 2014 - Present  
Treasurer < 1 year  
Trustee 2013-2014
2. Is the trustee an employee of any school operated by the Education Corporation?  
\_\_\_\_ Yes ☒ No

If **Yes**, for each school, please provide a description of the position(s) you hold, your responsibilities, your salary and your start date.

3. Is the trustee an employee or agent of the management company or institutional partner of the charter school(s) governed by the Education Corporation?  
\_\_\_\_ Yes ☒ No

If **Yes**, for each school, please provide a description of the position(s) you hold, your responsibilities, your salary and your start date.

4. Identify each interest/transaction (and provide the requested information) that you or any of your immediate family members or any persons who live with you in your house have held or engaged in with the charter school(s) governed by the Education Corporation during the time you have served on the board, and in the six-month period prior to such service. If there has been no such financial interest or transaction, write **None**. Please note that if you answered **Yes** to Questions 2-4 above, you need not disclose again your employment status, salary, etc.

Date(s)	Nature of Financial Interest/Transaction	Steps taken to avoid a conflict of interest, (e.g., did not vote, did not participate in discussion)	Name of person holding interest or engaging in transaction and relationship to yourself







**Disclosure of Financial Interest by a Current or Proposed Charter School Education Corporation Trustee**

**Trustee Name:**

Ted Purvis

**Name of Charter School Education Corporation (for an unmerged school, this is the Charter School Name):**

Buffalo United Charter School

1. List all positions held on the education corporation board (e.g., president, treasurer, parent representative). Treasurer 2015-Current  
Trustee 2014-2015

2. Is the trustee an employee of any school operated by the Education Corporation?  
 Yes ☒ No ☐

If **Yes**, for each school, please provide a description of the position(s) you hold, your responsibilities, your salary and your start date.

3. Is the trustee an employee or agent of the management company or institutional partner of the charter school(s) governed by the Education Corporation?  
Yes X No

If **Yes**, for each school, please provide a description of the position(s) you hold, your responsibilities, your salary and your start date.

4. Identify each interest/transaction (and provide the requested information) that you or any of your immediate family members or any persons who live with you in your house have held or engaged in with the charter school(s) governed by the Education Corporation during the time you have served on the board, and in the six-month period prior to such service. If there has been no such financial interest or transaction, write **None**. Please note that if you answered **Yes** to Questions 2-4 above, you need not disclose again your employment status, salary, etc.

Date(s)	Nature of Financial Interest/Transaction	Steps taken to avoid a conflict of interest, (e.g., did not vote, did not participate in discussion)	Name of person holding interest or engaging in transaction and relationship to yourself
---------	--	--	---



<p align="center"><b>Disclosure of Financial Interest by a Current or Proposed Charter School Education Corporation Trustee</b></p>
---

**Trustee Name:**

Arthur Traver

---

**Name of Charter School Education Corporation (for an unmerged school, this is the Charter School Name):**

Buffalo United Charter School

---

- List all positions held on the education corporation board (e.g., president, treasurer, parent representative). President 2007-2014  
Treasurer 2014-2015  
Trustee 2015-2016
- Is the trustee an employee of any school operated by the Education Corporation?  
\_\_\_\_ Yes ☒ No

If **Yes**, for each school, please provide a description of the position(s) you hold, your responsibilities, your salary and your start date.

- Is the trustee an employee or agent of the management company or institutional partner of the charter school(s) governed by the Education Corporation?  
\_\_\_\_ Yes ☒ No

If **Yes**, for each school, please provide a description of the position(s) you hold, your responsibilities, your salary and your start date.

- Identify each interest/transaction (and provide the requested information) that you or any of your immediate family members or any persons who live with you in your house have held or engaged in with the charter school(s) governed by the Education Corporation during the time you have served on the board, and in the six-month period prior to such service. If there has been no such financial interest or transaction, write **None**. Please note that if you answered **Yes** to Questions 2-4 above, you need not disclose again your employment status, salary, etc.

Date(s)	Nature of Financial Interest/Transaction	Steps taken to avoid a conflict of interest, (e.g., did not vote, did not participate in discussion)	Name of person holding interest or engaging in transaction and relationship to yourself

None	None	None	None
------	------	------	------

5. Identify each individual, business, corporation, union association, firm, partnership, committee proprietorship, franchise holding company, joint stock company, business or real estate trust, non-profit organization, or other organization or group of people doing business with the school(s) governed by the Education Corporation **and** in which such entity, during the time of your tenure as a trustee, you and/or your immediate family member(s) or person(s) living in your house had a financial interest or other relationship. If you are a member, director, officer or employee of an organization formally partnered with the school(s) that is/are doing business with the school(s) through a management or services agreement, please identify only the name of the organization, your position in the organization, and the relationship between such organization and the school(s). If there was no financial interest, write **None**.

Organization conducting business with the school(s)	Nature of business conducted	Approximate value of the business conducted	Name of Trustee and/or immediate family member of household holding an interest in the organization conducting business with the school(s) and the nature of the interest	Steps Taken to Avoid Conflict of Interest
None	None	None	None	None



7/22/2016

Signature

Date

*Please note that this document is considered a public record and as such, may be made available to members of the public upon request under the Freedom of Information Law. Personal contact information provided below will be redacted.*

Business Telephone: N/A

Business Address: N/A

E-mail Address: \_\_\_\_\_

Home Telephone: \_\_\_\_\_

Home Address: \_\_\_\_\_

<b>Disclosure of Financial Interest by a Current or Proposed Charter School Education Corporation Trustee</b>
---

**Trustee Name:**

Kathy Wood

---

**Name of Charter School Education Corporation (for an unmerged school, this is the Charter School Name):**

Buffalo United Charter School

---

1. List all positions held on the education corporation board (e.g., president, treasurer, parent representative). Trustee 2015-2016  
Secretary < 1 year

2. Is the trustee an employee of any school operated by the Education Corporation?  
\_\_\_\_ Yes ☒ No

If **Yes**, for each school, please provide a description of the position(s) you hold, your responsibilities, your salary and your start date.

3. Is the trustee an employee or agent of the management company or institutional partner of the charter school(s) governed by the Education Corporation?  
\_\_\_\_ Yes ☒ No

If **Yes**, for each school, please provide a description of the position(s) you hold, your responsibilities, your salary and your start date.

4. Identify each interest/transaction (and provide the requested information) that you or any of your immediate family members or any persons who live with you in your house have held or engaged in with the charter school(s) governed by the Education Corporation during the time you have served on the board, and in the six-month period prior to such service. If there has been no such financial interest or transaction, write **None**. Please note that if you answered **Yes** to Questions 2-4 above, you need not disclose again your employment status, salary, etc.

Date(s)	Nature of Financial Interest/Transaction	Steps taken to avoid a conflict of interest, (e.g., did not vote, did not participate in discussion)	Name of person holding interest or engaging in transaction and relationship to yourself





# Entry 9 BOT Table

Last updated: 07/27/2016

## Page 1

### 1. Current Board Member Information

	Trustee Name	Email Address	Position on the Board	Committee Affiliations	Voting Member? (Y/N)	Area of Expertise, and/or Additional Role at School (parent, staff member, etc.)	Number of Terms Served and Length of Each (Include election date and term expiration)
1	Kim DeJesus		Chair/Board President		Yes		Number of terms served: 2 Length of each term: 2 – three year term Date of Election: June 2013 Expiration of Term: June 2019
2	John Dorn		Secretary		Yes		Number of terms served: 2 Length of each term: 1 – three year term, 1 – one year term Date of Election: March 2012 Expiration of Term: June 2016

3	Andrew Freedman		Vice Chair/Vice President		Yes		Number of terms served: 2 Length of each term: 2 – three year term Date of Election: September 2013 Expiration of Term: June 2019
4	Art Traver		Trustee/Member		Yes		Number of terms served: 5 Length of each term: 2 – three year terms, 1 – two year term, 2 – one year term Date of Election: March 2007 Expiration of Term: June 2017
5	Theodore Purvis		Treasurer		Yes		Number of terms served: 1 Length of each term: 1 – three year term Date of Election: September 2014 Expiration of Term: June 2017
							Number of terms served: 1 Length of each term: 1 – one



6	Kathy Wood		Trustee/Member		Yes		year term Date of Election: December 2015 Expiration of Term: June 2016
7							
8							
9							
10							
11							
12							
13							
14							
15							
16							
17							
18							
19							
20							

## 2. Total Number of Members on June 30, 2015

5

## 3. Total Number of Members Joining the Board 2015-16 School Year

1

## 4. Total Number of Members Departing the Board during the 2015-16 School Year

1

**5. Number of Voting Members 2015-16, as set by the by-laws, resolution or minutes**

7

**6. Number of Board Meetings Conducted in the 2015-16 School Year**

15

**7. Number of Board Meetings Scheduled for the 2016-17 School Year**

11

**Thank you.**

## Buffalo United Charter School Enrollment and Retention Efforts

Buffalo United understands the need to enroll and retain specific student populations in numbers comparable to the Buffalo City School District. With full enrollment and a waiting list, meeting the targets for students with disabilities (SWD), English language learners (ELL) and students who qualify for free and reduced price lunch (FRL) is a challenge.

### **ELL Recruitment Efforts**

In order to make progress toward our ELL enrollment targets, we have implemented the following strategies, which will continue in the coming school year:

- Advertisements and notifications have been placed in the following publications: Panorama Hispano News, Am-Pol Eagle. In these publications we specifically mentioned that the school provides services to students for whom English is their second language.
- Fliers were distributed in Polish, Spanish, and English to families throughout the community. Distribution sites included daycare centers, grocery stores, community centers, and churches. These fliers invited families to attend the Enrollment Information Meeting.
- An Enrollment Information Meeting was hosted for all parents interested in the school and we provided student applications in a number of languages: Arabic, Bengali, Chinese, English, Haitian Creole, Italian, Korean, Polish, Russian, Spanish, and Urdu. At the enrollment meetings, information regarding the ELL Program and its ability to meet the needs of ELL students was provided. We provided ELL families with strategies to help their children in school, specific English Language Development (ELD) strategies for such parents.
- To ensure the retention of accepted students, and in compliance with federal requirements to identify potential ELL students, the school asked these families to complete a "Home Language Questionnaire." Information from this survey ensures that each child for whom English is a second language is provided the services he/she needed to succeed in school.
- Marketing materials that describe general school information and ELL and Special Education programs available in English and Spanish, and other languages as requested.
- Buffalo United's staff have participated in professional development to provide staff members with tools that they can implement in the classroom to better meet the needs of their English Language Learners.

### **FRL and SWD Recruitment Efforts**

Brochures that describe our special education programming have been distributed throughout the community. In order to reach the families of special needs students, we utilize many networks that already exist in the community. Buffalo United's Student Recruitment Specialist will continue to build relationships with support organizations to gain familiarity with the services they provide. We do this both so we can recommend their support services to the families of accepted or interested students and so these organizations know about our school and its special education program – so that they may recommend our school to the families they serve. We know that most families hear about our school by word of mouth, and we believe that a relationship with these organizations lays the groundwork for informal communications and referrals. In addition, we will continue to work with these organizations to distribute information about our school, our special education program, and our enrollment procedures.

All special needs students (FRL, ELL, and SWD) are made aware of our school's programs through open meetings during the year. The school's parent meetings clearly indicate that we offer a free and appropriate education (FAPE) to all our students in the Least Restrictive

Environment. Furthermore, the school has an established relationship with the Committee for Special Education (CSE) for children under its guise and has made materials and applications to Buffalo United available for distribution to interested parents. We invite parents to meet with the school's Special Education Team and the CSE to develop an Individual Education Plan (IEP) for the child or to work within the parameters of the plan already in place from the child's previous school.

We will continue to monitor the efficacy of our recruitment and enrollment efforts by carefully tracking student enrollment numbers. Through our robust data warehouse, we collect detailed information on trends in at-risk student populations, report to the Board on enrollment trends, and adjust the marketing strategy, as needed, to ensure that parents of these children know that Buffalo United is dedicated to serving their children's needs.

### **Retention Efforts – All Special Student Populations**

We believe several core elements of our school culture function as linchpins of our recruitment and retention strategy for our special needs students. These elements include the high-quality educational program that we provide, the caring culture that we have established, and our many parent involvement initiatives.

- *Culture and Climate:* We have a school climate and culture that focus purposefully on caring for each student as a family cares for its children. We believe our school-wide behavior and classroom management practices –which we refer to as *Behave with Care* – help attract and retain special needs students. Our Behave with Care program is built on research-based programs for reinforcing positive behaviors, setting clear expectations, and building teacher-student relationships and peer relationships.
- *Parent Involvement:* To ensure that our families feel connected to the school, we have implemented several parent involvement strategies, including
  - Newsletters: Regular newsletters from the principal and teachers are distributed to parents. Important information regarding school-wide performance, initiatives, and programs is included in the newsletter.
  - Social media: We have an excellent website, which gives parents quick and easy access to general information on the school as well as specific information about their children. In addition, we make cautious, appropriate use of Facebook and other social media sites to form connections between school leaders and parents. Parents without access to the internet can use the computer and internet available at the school.
  - Classroom Communication: Teachers frequently send home communications for parents so that they know about everything from weekly schedules to educational goals for students. Teachers also share regular progress reports – via letter, online communication via the school's AtSchool gradebook system, phone calls, and/or in-person meetings. These communications focus on each student's academic progress and performance.
  - Conferences: Parent-teacher conferences are conducted twice each year. These conferences ensure that dedicated time is set aside for each parent to engage and interact with classroom teachers and discuss the progress of his or her child. As needed, staff may also conduct home visits. Each year, we conduct a family orientation at the end of the summer so new and enrolled families can meet the principal, their child's teacher and classmates, and other school staff. We believe these early contacts help establish and sustain a healthy rapport with parents.
  - Parent Room: In order to help parents feel at home in the school and to encourage their presence in their child's education, the school building provides a dedicated parent room. This room gives parents a place to gather and build relationships with one

another, discuss matters of mutual interest, grow more comfortable with the school, and take some ownership of the school.



# Entry 12 Teacher and Administrator Attrition

Last updated: 07/27/2016

Report changes in teacher and administrator staffing.

## Page 1

### Instructions for completing the Teacher and Administrator Attrition Tables

The following tables reflect formatting in the online portal required for Regents authorized charter schools. Schools should provide, for teachers and administrators only, the full time equivalent (FTE) of staff on June 30, 2015; the FTE for added staff from July 1, 2015 through June 30, 2016; and the FTE for any departed staff from July 1, 2015 through June 30, 2016 using the two tables provided.

#### 2015-16 Teacher Attrition Table

	FTE Teachers on June 30, 2015	FTE Teachers Departed 7/1/15 - 6/30/16	FTE Teachers Filling Vacant Positions 7/1/15 - 6/30/16	FTE Teachers Added in New Positions 7/1/15-6/30/16	FTE of Teachers on June 30, 2016
	52	25	22	0	77

#### 2015-16 Administrator Position Attrition Table

	FTE Administrative Positions on June 30, 2015	FTE Administrators Departed 7/1/15 - 6/30/16	FTE Administrators Filling Vacant Positions 7/1/15 - 6/30/16	FTE Administrators Added in New Positions 7/1/15-6/30/16	FTE Administrative Positions on June 30, 2016
	5	2	2	0	5

Thank you

# Buffalo United Charter School

## 2016-17 School Year

June 20-24, Content Leader Training Option 1

July 11-15 Content Leader Training Option 2

July 25-28, NHA Leadership Summit

2nd-5th NTO

22nd-26th Staff PD

29th First Day of School

August						
Su	M	T	W	Th	F	Sa
	1	2	3	4	5	6
7	8	9	10	11	12	13
14	15	16	17	18	19	20
21	22	23	24	25	26	27
28	29	30	31			

September						
Su	M	T	W	Th	F	Sa
				1	2	3
4	5	6	7	8	9	10
11	12	13	14	15	16	17
18	19	20	21	22	23	24
25	26	27	28	29	30	

October						
Su	M	T	W	Th	F	Sa
						1
2	3	4	5	6	7	8
9	10	11	12	13	14	15
16	17	18	19	20	21	22
23	24	25	26	27	28	29
30	31					

November						
Su	M	T	W	Th	F	Sa
		1	2	3	4	5
6	7	8	9	10	11	12
13	14	15	16	17	18	19
20	21	22	23	24	25	26
27	28	29	30			

December						
Su	M	T	W	Th	F	Sa
				1	2	3
4	5	6	7	8	9	10
11	12	13	14	15	16	17
18	19	20	21	22	23	24
25	26	27	28	29	30	31

January						
Su	M	T	W	Th	F	Sa
1	2	3	4	5	6	7
8	9	10	11	12	13	14
15	16	17	18	19	20	21
22	23	24	25	26	27	28
29	30	31				

Students Do Not Report/ Staff Report All Day  
 Students Report Half Day/ Staff Report All Day  
 Students/ Staff Do Not Report

Board Approved: 5/10/16

### February

Su	M	T	W	Th	F	Sa
			1	2	3	4
5	6	7	8	9	10	11
12	13	14	15	16	17	18
19	20	21	22	23	24	25
26	27	28				

17th Regional PD  
 20th-24th February Break  
 27th School Resumes

### March

Su	M	T	W	Th	F	Sa
			1	2	3	4
5	6	7	8	9	10	11
12	13	14	15	16	17	18
19	20	21	22	23	24	25
26	27	28	29	30	31	

14th-15th Principals Mtg  
 31st End of 3rd quarter

### April

Su	M	T	W	Th	F	Sa
						1
2	3	4	5	6	7	8
9	10	11	12	13	14	15
16	17	18	19	20	21	22
23	24	25	26	27	28	29
30						

7th PT Conferences  
 10th-17th Spring Break  
 18th School Resumes

### May

Su	M	T	W	Th	F	Sa
	1	2	3	4	5	6
7	8	9	10	11	12	13
14	15	16	17	18	19	20
21	22	23	24	25	26	27
28	29	30	31			

12th Staff PD  
 29th Memorial Day

### June

Su	M	T	W	Th	F	Sa
				1	2	3
4	5	6	7	8	9	10
11	12	13	14	15	16	17
18	19	20	21	22	23	24
25	26	27	28	29	30	

16th Last Day of School; End 4th Quarter  
 19th Teacher last day

### July

Su	M	T	W	Th	F	Sa
						1
2	3	4	5	6	7	8
9	10	11	12	13	14	15
16	17	18	19	20	21	22
23	24	25	26	27	28	29
30	31					

4th of July

Last Update: 4/19/2016

183 School Days

8:00am - 3:00pm School Hours

8:00am - 11:30am (half)

1184 Instructional