



# Entry 1 School Information

Created: 06/29/2016

Last updated: 07/29/2016

Please be advised that you will need to complete this cover page (including signatures) before all of the other tasks assigned to you by your authorizer are visible on your task page. While completing this task, please ensure that you select the correct authorizer or you may not be assigned the correct tasks.

## Page 1

### a. SCHOOL NAME AND BEDS#

(Select name from the drop down menu)

BROOKLYN DREAMS CS (SUNY TRUSTEES) 332200860978

### b. CHARTER AUTHORIZER

(For technical reasons, please re-select authorizer name from the drop down menu).

SUNY-Authorized Charter School

### c. DISTRICT / CSD OF LOCATION

NYC CSD 22

### d1. SCHOOL INFORMATION

	PRIMARY ADDRESS	PHONE NUMBER	FAX NUMBER	EMAIL ADDRESS
	259 Parkville Ave., Brooklyn, NY 11230	718-859-8400	347-586-0347	

### d2. PHONE CONTACT NUMBER FOR AFTER HOURS EMERGENCIES

Contact Name	Omar Thomas
Title	Principal

Emergency Phone Number (###-###-####)

**e. SCHOOL WEB ADDRESS (URL)**

<https://www.nhaschools.com/schools/brooklyndreams/en/pages/default.aspx>

**f. DATE OF INITIAL CHARTER**

03/2010

**g. DATE FIRST OPENED FOR INSTRUCTION**

09/2010

**i. TOTAL ENROLLMENT ON JUNE 30, 2016**

640

**j. GRADES SERVED IN SCHOOL YEAR 2015-16**

Check all that apply

Grades Served

K, 1, 2, 3, 4, 5, 6, 7, 8

**k1. DOES THE SCHOOL CONTRACT WITH A CHARTER OR EDUCATIONAL MANAGEMENT ORGANIZATION?**

Yes

**k2. NAME OF CMO/EMO AND ADDRESS**

NAME OF CMO/EMO

National Heritage Academies

PHYSICAL STREET ADDRESS

3850 Broadmoor Ave. Ste. 201

CITY

Grand Rapids

STATE	MI
ZIP CODE	49512
EMAIL ADDRESS	

## Page 2

### I1. FACILITIES

Does the school maintain or operate multiple sites?

	No, just one site.
--	--------------------

### I2. SCHOOL SITES

Please list the sites where the school will operate for the upcoming school year.

	Physical Address	Phone Number	District/CSD	Grades Served at Site	School at Full Capacity at Site	Facilities Agreement
Site 1 (same as primary site)	259 Parkville Ave., Brooklyn, NY 11230	718-859-8400	CSD 22	K-8	Yes	Rent/Lease
Site 2						
Site 3						

### I2a. Please provide the contact information for Site 1.

	Name	Work Phone	Alternate Phone	Email Address
School Leader	Omar Thomas			
Operational Leader	Todd McKee			
Compliance Contact	Jason Starr			
Complaint Contact	Jason Starr			

## Page 3

**n1. Were there any revisions to the school's charter during the 2015-16 school year? (Please include approved or pending material and non-material charter revisions).**

No

**o. Name and Position of Individual(s) Who Completed the 2015-16 Annual Report.**

Joey Dreitzler, Board Relations Coordinator

**p. Our signatures below attest that all of the information contained herein is truthful and accurate and that this charter school is in compliance with all aspects of its charter, and with all pertinent Federal, State, and local laws, regulations, and rules. We understand that if any information in any part of this report is found to have been deliberately misrepresented, that will constitute grounds for the revocation of our charter. Check **YES** if you agree and then use the mouse on your PC or the stylist on your mobile device to sign your name).**

**Responses Selected:**

Yes

**Signature, Head of Charter School**

The image shows two distinct handwritten signatures in black ink on a light gray background. The signature on the left is more compact and stylized, while the signature on the right is longer and more fluid, extending towards the right edge of the frame.

**Signature, President of the Board of Trustees**

Richard J. Gunt

**Date**

2016/07/29

**Thank you.**



# Entry 2 Link

Last updated: 07/22/2016

---

## Page 1

### 1. NEW YORK STATE REPORT CARD

**Provide a direct URL or web link to the most recent New York State School Report Card for the charter school (See <https://reportcards.nysed.gov/>).**

(Charter schools completing year one will not yet have a School Report Card or link to one. Please type "URL is not available" in the space provided).

<http://data.nysed.gov/reportcard.php?year=2015&instid=800000068331>



# Entry 4 Expenditures per Child

Created: 07/22/2016

Last updated: 07/27/2016

## Page 1

### Financial Information

This information is required of ALL charter schools. Provide the following measures of fiscal performance of the charter school in Appendix B (Total Expenditures and Administrative Expenditures Per Child):

#### 1. Total Expenditures Per Child

To calculate **'Total Expenditures per Child'** take total expenditures (from the unaudited 2015-16 Schedule of Functional Expenses) and divide by the year end FTE student enrollment. (Integers Only. No dollar signs or commas).

**Note:** The information on the Schedule of Functional Expenses on pages 41-43 of the Audit Guide can help schools locate the amounts to use in the two per pupil calculations:  
<http://www.p12.nysed.gov/psc/AuditGuide.html>

Line 1: Total Expenditures	10138922
Line 2: Year End FTE student enrollment	678
Line 3: Divide Line 1 by Line 2	14954

#### 2. Administrative Expenditures per Child

To calculate **'Administrative Expenditures per Child'** To calculate "Administrative Expenditures per Child" first *add* together the following:

1. Take the relevant portion from the 'personnel services cost' row and the 'management and general' column (from the unaudited 2015-16 Schedule of Functional Expenses)
2. Any contracted administrative/management fee paid to other organizations or corporations
3. Take the total from above and divide it by the year-end FTE enrollment. The relevant portion that

must be included in this calculation is defined as follows:

**Administrative Expenditures:** Administration and management of the charter school includes the activities and personnel of the offices of the chief school officer, the finance or business offices, school operations personnel, data management and reporting, human resources, technology, etc. It also includes those administrative and management services provided by other organizations or corporations on behalf of the charter school for which the charter school pays a fee or other compensation. Do not include the FTE of personnel whose role is to directly support the instructional program.

**Notes:**

***The information on the Schedule of Functional Expenses on pages 41-43 of the Audit Guide can help schools locate the amounts to use in the two per pupil calculations:***

***<http://www.p12.nysed.gov/psc/AuditGuide.html>.***

**Employee benefit costs or expenditures should not be reported in the above calculations.**

Line 1: Relevant Personnel Services Cost (Row)	3088714
Line 2: Management and General Cost (Column)	2403475
Line 3: Sum of Line 1 and Line 2	5492189
Line 5: Divide Line 3 by the Year End FTE student enrollment	8100

***Thank you.***





## GENERAL INSTRUCTIONS FOR ANNUAL BUDGET/QUARTERLY REPORT

### TEMPLATE TABS


#### 1- GRAY tab contains the Instructions


<a href="#">Instructions</a>	Provides description of tabs and input requirements.
<a href="#">Funding by District</a>	Charter School Tuition Rates


#### 2- BLUE tabs require input of information

<a href="#">1.) Name of School</a>	>Select school name from list. >Enter contact information.
<a href="#">2.) Enrollment</a>	Enter enrollment information for Annual Budget (& Revisions) and Quarterly Actuals. Includes: >Enrollment by Grade >Enrollment by District
<a href="#">3.) Staffing Plan</a>	Enter staffing plan information for Annual Budget (& Revisions) and Quarterly Actuals. Includes: >Full Time Equivalent (FTE), by Position Category, By Quarter
<a href="#">4.) Yearly Budget</a>	Enter Yearly Budget information. Includes: >"Pior Year" column may be completed based upon preliminary data, and adjusted with Annual Audited data when the Quarter 2 Actuals are being submitted. (Note: Quarterly Revenue allocation may be set) >Budgeted Enrollment data and Per Pupil Revenue for the current year are populated based upon input on tab "2.) Enrollment." >Budgeted FTE for current year is populated based upon input on tab "3.) Staffing Plan." >All other sources of revenue >All expenses >Budget Revisions, as necessary and <i>approved</i> by the school's Board of Directors, should be submitted when submitting Quarterly Actuals.
<a href="#">5.) Balance Sheet</a>	Enter Balance Sheet information for EdCorps. Separate schools merged into a primary EdCorp should NOT use this tab. >"Pior Year" column may be completed based upon preliminary data, and adjusted with Annual Audited data when the Quarter 2 Actuals are being submitted.
<a href="#">6.) Quarterly Report</a>	Enter Actual Quarterly Report information. Includes: >Actual Enrollment data and Per Pupil Revenue for the current year are populated based upon input on tab "2.) Enrollment." >Actual FTE for current year is populated based upon input on tab "3.) Staffing Plan." >All other sources of revenue >All expenses
<a href="#">7.) Annual Report Requirement</a>	Complete when submitting Actual Quarter 4.

### CELL COLORS & GUIDANCE COMMENTS

 = Enter information into the light BLUE shaded cells.

 = Cells labeled in ORANGE containe guidance regarding the input of information.

 = Cells containing RED triangles in the upper right corner contain "guidance comments" on that particular line item. Please "mouse-over" the triangle to reveal each comment.

**Charter Funding Alphabetical By NYS School District**  
**\* (Sum of Charter School Basic Tuition and Supplemental Basic Tuition)**

<b>District Code</b>	<b>School District Name</b>	<b>Final 2015-16 Basic Tuition*</b>	<b>Final 2016-17 Basic Tuition*</b>
--------------------------	-----------------------------	---	---



## ANNUAL BUDGET & QUARTERLY REPORT TEMPLATE

### Brooklyn Dreams Charter School

#### SCHOOL

<b>Name:</b>	Brooklyn Dreams Charter School
--------------	--------------------------------

#### CONTACT INFORMATION

<b>Contact Name:</b>	Rebecca Joyner
<b>Contact Title:</b>	Business Analyst
<b>Contact Email:</b>	[REDACTED]
<b>Contact Phone:</b>	[REDACTED]

#### REPORT PERIOD

<b>Current Academic Year:</b>	2016-17
<b>Prior Academic Year:</b>	Err:508

ENROLLMENT BY GRADES								
GRADES	K	1	2	3	4	5	6	7
INITIAL BUDGETED ENROLLMENT	76	78	78	78	78	78	78	78
TOTAL ENROLLMENT = 674								

ENROLLMENT BY DISTRICT									
		PRIOR YEAR ACTUAL	ANNUAL BUDGET TOTAL DISTRICTS/ENROLLMENT BY QUARTER						
			QUARTER 1		QUARTER 2		QUARTER 3		QUAR
			Original	Revised	Original	Revised	Original	Revised	Original
NUMBER OF SCHOOL DISTRICTS ENROLLED:		0	1	0	1	0	1	0	
NUMBER OF STUDENTS ENROLLED:		0	666.85	0	666.85	0	666.85	0	
			*NOTE: If there are NO budget revisions at the time of quarterly submittal leave the 'REVISED' COMPLETELY BLANK. If budget revisions ARE made, the entire "REVISED" budget columns affected quarter(s) must be completed on tabs 2, 3 and 4.						
		PRIOR YEAR Err:508	ENROLLMENT BY QUARTER						
			QUARTER 1		QUARTER 2		QUARTER 3		QUAR
		Actual Enrollment	Original Budgeted Enrollment	Revised Budgeted Enrollment	Original Budgeted Enrollment	Revised Budgeted Enrollment	Original Budgeted Enrollment	Revised Budgeted Enrollment	
1	PRIMARY District		666.85		666.85		666.85		
2	SECONDARY District								
	Other District 3								
	Other District 4								
	Other District 5								
	Other District 6								
	Other District 7								
	Other District 8								
	Other District 9								
	Other District 10								
	Other District 11								
	Other District 12								
	Other District 13								
	Other District 14								
	Other District 15								
	Other District 16								
	Other District 17								
	Other District 18								
	Other District 19								
	Other District 20								
	Other District 21								
	Other District 22								
	Other District 23								
	Other District 24								
	Other District 25								
	Other District 26								
	Other District 27								
	Other District 28								
	Other District 29								
	Other District 30								
	Other District 31								
	Other District 32								
	Other District 33								
	Other District 34								
	Other District 35								
	Other District 36								
	Other District 37								
	Other District 38								
	Other District 39								
	Other District 40								
	Other District 41								
	Other District 42								
	Other District 43								
	Other District 44								
	Other District 45								
	Other District 46								
	Other District 47								
	Other District 48								
	Other District 49								
	Other District 50								

OOL

8	9	10	11	12
52				

ACTUAL QUARTERLY TOTAL DISTRICTS/ENROLLMENT				
TER 4	QUARTER 1	QUARTER 2	QUARTER 3	QUARTER 4
Revised	Actual	Actual	Actual	Actual
0	0	0	0	0
0	0	0	0	0
Column(s) for the				
ACTUAL ENROLLMENT BY QUARTER				
TER 4	QUARTER 1	QUARTER 2	QUARTER 3	QUARTER 4
Revised Budgeted Enrollment	Actual Enrollment	Actual Enrollment	Actual Enrollment	Actual Enrollment

STAFFING PLAN - FTE

**\*NOTE:** Enter the number of FTE positions in the "blue" cells.

**\*NOTE:** If there are NO budget revisions at the time of quarterly submittal leave the "REVISED" column blank. If budget revisions ARE made, the entire "REVISED" budget columns for the affected positions must be completed.

ADMINISTRATIVE PERSONNEL FTE	PRIOR YEAR Err:508 ACTUAL	ANNUAL BUDGETED FTE				
		Q1		Q2		Q3
		Original	Revised	Original	Revised	Original
Executive Management		0.0		0.0	0.0	0.0
Instructional Management		1.0		1.0	0.0	1.0
Deans, Directors & Coordinators		4.0		4.0	0.0	4.0
CFO / Director of Finance				0.0	0.0	0.0
Operation / Business Manager				0.0	0.0	0.0
Administrative Staff		2.0		2.0	0.0	2.0
TOTAL ADMINISTRATIVE STAFF	0.0	7.0	0.0	7.0	0.0	7.0

INSTRUCTIONAL PERSONNEL FTE	PRIOR YEAR Err:508 ACTUAL	ANNUAL BUDGETED FTE				
		Q1		Q2		Q3
		Original	Revised	Original	Revised	Original
Teachers - Regular		27.0		27.0	0.0	27.0
Teachers - SPED		7.0		7.0	0.0	7.0
Substitute Teachers				0.0	0.0	0.0
Teaching Assistants				0.0	0.0	0.0
Specialty Teachers		5.6		5.6	0.0	5.6
Aides		5.8		5.8	0.0	5.8
Therapists & Counselors		1.8		1.8	0.0	1.8
Other				0.0	0.0	0.0
TOTAL INSTRUCTIONAL	0.0	47.1	0.0	47.1	0.0	47.1

NON-INSTRUCTIONAL PERSONNEL FTE	PRIOR YEAR Err:508 ACTUAL	ANNUAL BUDGETED FTE				
		Q1		Q2		Q3
		Original	Revised	Original	Revised	Original
Nurse				0.0	0.0	0.0
Librarian		1.0		1.0	0.0	1.0
Custodian				0.0	0.0	0.0
Security				0.0	0.0	0.0
Other		2.4		2.4	0.0	2.4
TOTAL NON-INSTRUCTIONAL	0.0	3.4	0.0	3.4	0.0	3.4

TOTAL PERSONNEL SERVICE FTE	0.0	57.5	0.0	57.5	0.0	57.5
-----------------------------	-----	------	-----	------	-----	------

**REAMS CHARTER SCHOOL  
2016-17**

**FULL TIME EQUIVALENT ("FTE")**

**\*NOTE:** Enter the number of FTE positions in the "blue" cells.

The 'REVISED' Column(s) COMPLETELY BLANK. Revised quarter(s) must be completed on tabs 2, 3

**\*NOTE:** Each quarter, the actual FTE should be input.

ADMINISTRATIVE PERSONNEL FTE				ACTUAL QUARTERLY FTE			
	Q3	Q4		Q1	Q2	Q3	Q4
	Revised	Original	Revised	Actual	Actual	Actual	Actual
Executive Management	0.0	0.0	0.0				
Instructional Management	0.0	1.0	0.0				
Deans, Directors & Coordinators	0.0	4.0	0.0				
CFO / Director of Finance	0.0	0.0	0.0				
Operation / Business Manager	0.0	0.0	0.0				
Administrative Staff	0.0	2.0	0.0				
TOTAL ADMINISTRATIVE STAFF	0.0	7.0	0.0	0.0	0.0	0.0	0.0

INSTRUCTIONAL PERSONNEL FTE				ACTUAL QUARTERLY FTE			
	Q3	Q4		Q1	Q2	Q3	Q4
	Revised	Original	Revised	Actual	Actual	Actual	Actual
Teachers - Regular	0.0	27.0	0.0				
Teachers - SPED	0.0	7.0	0.0				
Substitute Teachers	0.0	0.0	0.0				
Teaching Assistants	0.0	0.0	0.0				
Specialty Teachers	0.0	5.6	0.0				
Aides	0.0	5.8	0.0				
Therapists & Counselors	0.0	1.8	0.0				
Other	0.0	0.0	0.0				
TOTAL INSTRUCTIONAL	0.0	47.1	0.0	0.0	0.0	0.0	0.0

NON-INSTRUCTIONAL PERSONNEL FTE				ACTUAL QUARTERLY FTE			
	Q3	Q4		Q1	Q2	Q3	Q4
	Revised	Original	Revised	Actual	Actual	Actual	Actual
Nurse	0.0	0.0	0.0				
Librarian	0.0	1.0	0.0				
Custodian	0.0	0.0	0.0				
Security	0.0	0.0	0.0				
Other	0.0	2.4	0.0				
TOTAL NON-INSTRUCTIONAL	0.0	3.4	0.0	0.0	0.0	0.0	0.0

TOTAL PERSONNEL SERVICE FTE							
	0.0	57.5	0.0	0.0	0.0	0.0	0.0

**\*NOTE:** Enter the number of FTE positions in the "blue" cells.

**\*NOTE:** State the assumptions that are being made for personnel FTE levels.

ADMINISTRATIVE PERSONNEL FTE	Description of Assumptions
Executive Management	
Instructional Management	
Deans, Directors & Coordinators	
CFO / Director of Finance	
Operation / Business Manager	
Administrative Staff	
TOTAL ADMINISTRATIVE STAFF	

INSTRUCTIONAL PERSONNEL FTE	Description of Assumptions
Teachers - Regular	
Teachers - SPED	
Substitute Teachers	
Teaching Assistants	
Specialty Teachers	
Aides	
Therapists & Counselors	
Other	
TOTAL INSTRUCTIONAL	

NON-INSTRUCTIONAL PERSONNEL FTE	Description of Assumptions
Nurse	
Librarian	
Custodian	
Security	
Other	
TOTAL NON-INSTRUCTIONAL	

TOTAL PERSONNEL SERVICE FTE	
-----------------------------	--



**BROOKLYN DREAMS CHARTER SCHC**  
**Budget / Operating Plan**  
**2016-17**

Total Revenue	-	Err:509	#NAME?	#NAME?	Err:509	#NAME?	#NAME?	Err:509
Total Expenses	-	Err:509	#NAME?	#NAME?	Err:509	#NAME?	#NAME?	Err:509
Net Income	-	Err:509	#NAME?	#NAME?	Err:509	#NAME?	#NAME?	Err:509
Actual Student Enrollment	-	667	-	-	667	-	-	667
	Prior Year Actual	1st Quarter - 7/1 - 9/30			2nd Quarter - 10/1 - 12/31			3rd Quarter
	Err:508	Original Budget	Revised Budget	Variance	Original Budget	Revised Budget	Variance	Original Budget
REVENUE	Allocate Per Pupil Revenue by Quarter	*NOTE: If there are NO budget revisions at the time of quarterly submittal leave If budget revisions ARE made, the entire "REVISED" budget columns for the affected						
REVENUES FROM STATE SOURCES	2016-17	PPR %/Qtr->	25.0%	25.0%	25.0%	25.0%	25.0%	25.0%
Per Pupil Revenue	Per Pupil Rate							
NYC CHANCELLOR'S OFFICE	#NAME?		#NAME?	#NAME?	#NAME?	#NAME?	#NAME?	#NAME?
-	#N/A		#N/A	#NAME?	#N/A	#N/A	#NAME?	#N/A
-	#N/A		#N/A	#NAME?	#N/A	#N/A	#NAME?	#N/A
-	#N/A		#N/A	#NAME?	#N/A	#N/A	#NAME?	#N/A
-	#N/A		#N/A	#NAME?	#N/A	#N/A	#NAME?	#N/A
-	#N/A		#N/A	#NAME?	#N/A	#N/A	#NAME?	#N/A
-	#N/A		#N/A	#NAME?	#N/A	#N/A	#NAME?	#N/A
-	#N/A		#N/A	#NAME?	#N/A	#N/A	#NAME?	#N/A
-	#N/A		#N/A	#NAME?	#N/A	#N/A	#NAME?	#N/A
-	#N/A		#N/A	#NAME?	#N/A	#N/A	#NAME?	#N/A
-	#N/A		#N/A	#NAME?	#N/A	#N/A	#NAME?	#N/A
-	#N/A		#N/A	#NAME?	#N/A	#N/A	#NAME?	#N/A
-	#N/A		#N/A	#NAME?	#N/A	#N/A	#NAME?	#N/A
-	#N/A		#N/A	#NAME?	#N/A	#N/A	#NAME?	#N/A
-	#N/A		#N/A	#NAME?	#N/A	#N/A	#NAME?	#N/A
-	#N/A		#N/A	#NAME?	#N/A	#N/A	#NAME?	#N/A
-	#N/A		#N/A	#NAME?	#N/A	#N/A	#NAME?	#N/A
-	#N/A		#N/A	#NAME?	#N/A	#N/A	#NAME?	#N/A
ALL OTHER School Districts: ( Weighted Avg )	#N/A		#N/A	#NAME?	#N/A	#N/A	#NAME?	#N/A
TOTAL Per Pupil Revenue (Weighted Average Per Pupil Funding)	#NAME?	-	#NAME?	#NAME?	#NAME?	#NAME?	#NAME?	#NAME?
Special Education Revenue			Err:509	#NAME?	Err:509	#NAME?	Err:509	
Grants								
Stimulus				#NAME?			#NAME?	
DYCD (Department of Youth and Community Development)				#NAME?			#NAME?	
Other				#NAME?			#NAME?	
Other		Err:509		#NAME?	Err:509		#NAME?	Err:509
TOTAL REVENUE FROM STATE SOURCES		-	#NAME?	#NAME?	#NAME?	#NAME?	#NAME?	#NAME?
REVENUE FROM FEDERAL FUNDING								
IDEA Special Needs			Err:509	#NAME?	Err:509	#NAME?	Err:509	
Title I			Err:509	#NAME?	Err:509	#NAME?	Err:509	
Title Funding - Other			Err:509	#NAME?	Err:509	#NAME?	Err:509	
School Food Service (Free Lunch)			Err:509	#NAME?	Err:509	#NAME?	Err:509	
Grants								
Charter School Program (CSP) Planning & Implementation				#NAME?			#NAME?	
Other				#NAME?			#NAME?	
Other				#NAME?			#NAME?	
TOTAL REVENUE FROM FEDERAL SOURCES		-	Err:509	-	Err:509	-	#NAME?	Err:509
LOCAL and OTHER REVENUE								
Contributions and Donations				#NAME?			#NAME?	
Fundraising				#NAME?			#NAME?	
Erate Reimbursement				#NAME?			#NAME?	
Earnings on Investments				#NAME?			#NAME?	
Interest Income				#NAME?			#NAME?	
Food Service (Income from meals)		Err:509		#NAME?	Err:509		#NAME?	Err:509
Text Book				#NAME?			#NAME?	
OTHER		Err:509		#NAME?	Err:509		#NAME?	Err:509
TOTAL REVENUE FROM LOCAL and OTHER SOURCES		-	Err:509	-	Err:509	-	#NAME?	Err:509
TOTAL REVENUE		-	Err:509	#NAME?	#NAME?	Err:509	#NAME?	Err:509

BROOKLYN DREAMS CHARTER SCHC  
Budget / Operating Plan  
2016-17

Total Revenue	-	Err:509	#NAME?	#NAME?	Err:509	#NAME?	#NAME?	Err:509
Total Expenses	-	Err:509	#NAME?	#NAME?	Err:509	#NAME?	#NAME?	Err:509
Net Income	-	Err:509	#NAME?	#NAME?	Err:509	#NAME?	#NAME?	Err:509
Actual Student Enrollment	-	667	-	-	667	-	-	667
	Prior Year Actual	1st Quarter - 7/1 - 9/30			2nd Quarter - 10/1 - 12/31			3rd Quarter
	Err:508	Original Budget	Revised Budget	Variance	Original Budget	Revised Budget	Variance	Original Budget
EXPENSES								
ADMINISTRATIVE STAFF PERSONNEL COSTS	Avg. No. of Positions							
Executive Management	-			#NAME?			#NAME?	
Instructional Management	1.00	Err:509		#NAME?	Err:509		#NAME?	Err:509
Deans, Directors & Coordinators	4.00	Err:509		#NAME?	Err:509		#NAME?	Err:509
CFO / Director of Finance	-			#NAME?			#NAME?	
Operation / Business Manager	-			#NAME?			#NAME?	
Administrative Staff	2.00	Err:509		#NAME?	Err:509		#NAME?	Err:509
TOTAL ADMINISTRATIVE STAFF	7.00	-	Err:509	-	Err:509	-	#NAME?	Err:509
INSTRUCTIONAL PERSONNEL COSTS								
Teachers - Regular	27.00	Err:509		#NAME?	Err:509		#NAME?	Err:509
Teachers - SPED	7.00	Err:509		#NAME?	Err:509		#NAME?	Err:509
Substitute Teachers	-	Err:509		#NAME?	Err:509		#NAME?	Err:509
Teaching Assistants	-			#NAME?			#NAME?	
Specialty Teachers	5.55	Err:509		#NAME?	Err:509		#NAME?	Err:509
Aides	5.78	Err:509		#NAME?	Err:509		#NAME?	Err:509
Therapists & Counselors	1.75	Err:509		#NAME?	Err:509		#NAME?	Err:509
Other	-			#NAME?			#NAME?	
TOTAL INSTRUCTIONAL	47.08	-	Err:509	-	Err:509	-	#NAME?	Err:509
NON-INSTRUCTIONAL PERSONNEL COSTS								
Nurse	-			#NAME?			#NAME?	
Librarian	1.00	Err:509		#NAME?	Err:509		#NAME?	Err:509
Custodian	-			#NAME?			#NAME?	
Security	-			#NAME?			#NAME?	
Other	2.38	Err:509		#NAME?	Err:509		#NAME?	Err:509
TOTAL NON-INSTRUCTIONAL	3.38	-	Err:509	-	Err:509	-	#NAME?	Err:509
SUBTOTAL PERSONNEL SERVICE COSTS	57.46	-	Err:509	-	Err:509	-	#NAME?	Err:509
PAYROLL TAXES AND BENEFITS								
Payroll Taxes		Err:509		#NAME?	Err:509		#NAME?	Err:509
Fringe / Employee Benefits		Err:509		#NAME?	Err:509		#NAME?	Err:509
Retirement / Pension		Err:509		#NAME?	Err:509		#NAME?	Err:509
TOTAL PAYROLL TAXES AND BENEFITS		-	Err:509	-	Err:509	-	#NAME?	Err:509
TOTAL PERSONNEL SERVICE COSTS	57.46	-	Err:509	-	Err:509	-	#NAME?	Err:509
CONTRACTED SERVICES								
Accounting / Audit		Err:509		#NAME?	Err:509		#NAME?	Err:509
Legal		Err:509		#NAME?	Err:509		#NAME?	Err:509
Management Company Fee				#NAME?			#NAME?	
Nurse Services				#NAME?			#NAME?	
Food Service / School Lunch				#NAME?			#NAME?	
Payroll Services				#NAME?			#NAME?	
Special Ed Services		Err:509		#NAME?	Err:509		#NAME?	Err:509
Titlement Services (i.e. Title I)		Err:509		#NAME?	Err:509		#NAME?	Err:509
Other Purchased / Professional / Consulting		Err:509		#NAME?	Err:509		#NAME?	Err:509
TOTAL CONTRACTED SERVICES		-	Err:509	-	Err:509	-	#NAME?	Err:509

**BROOKLYN DREAMS CHARTER SCHC**  
**Budget / Operating Plan**  
**2016-17**

<b>Total Revenue</b>	-	Err:509	#NAME?	#NAME?	Err:509	#NAME?	#NAME?	Err:509
<b>Total Expenses</b>	-	Err:509	#NAME?	#NAME?	Err:509	#NAME?	#NAME?	Err:509
<b>Net Income</b>	-	Err:509	#NAME?	#NAME?	Err:509	#NAME?	#NAME?	Err:509
<b>Actual Student Enrollment</b>	-	667	-	-	667	-	-	667
	<b>Prior Year Actual</b>	<b>1st Quarter - 7/1 - 9/30</b>			<b>2nd Quarter - 10/1 - 12/31</b>			<b>3rd Quarter - 1/1 - 3/31</b>
	<b>Err:508</b>	<b>Original Budget</b>	<b>Revised Budget</b>	<b>Variance</b>	<b>Original Budget</b>	<b>Revised Budget</b>	<b>Variance</b>	<b>Original Budget</b>
<b>SCHOOL OPERATIONS</b>								
Board Expenses		Err:509		#NAME?	Err:509		#NAME?	Err:509
Classroom / Teaching Supplies & Materials		Err:509		#NAME?	Err:509		#NAME?	Err:509
Special Ed Supplies & Materials		Err:509		#NAME?	Err:509		#NAME?	Err:509
Textbooks / Workbooks		Err:509		#NAME?	Err:509		#NAME?	Err:509
Supplies & Materials other		Err:509		#NAME?	Err:509		#NAME?	Err:509
Equipment / Furniture		Err:509		#NAME?	Err:509		#NAME?	Err:509
Telephone		Err:509		#NAME?	Err:509		#NAME?	Err:509
Technology		Err:509		#NAME?	Err:509		#NAME?	Err:509
Student Testing & Assessment		Err:509		#NAME?	Err:509		#NAME?	Err:509
Field Trips		Err:509		#NAME?	Err:509		#NAME?	Err:509
Transportation (student)				#NAME?			#NAME?	
Student Services - other				#NAME?			#NAME?	
Office Expense		Err:509		#NAME?	Err:509		#NAME?	Err:509
Staff Development		Err:509		#NAME?	Err:509		#NAME?	Err:509
Staff Recruitment		Err:509		#NAME?	Err:509		#NAME?	Err:509
Student Recruitment / Marketing		Err:509		#NAME?	Err:509		#NAME?	Err:509
School Meals / Lunch		Err:509		#NAME?	Err:509		#NAME?	Err:509
Travel (Staff)		Err:509		#NAME?	Err:509		#NAME?	Err:509
Fundraising				#NAME?			#NAME?	
Other		Err:509		#NAME?	Err:509		#NAME?	Err:509
<b>TOTAL SCHOOL OPERATIONS</b>	-	Err:509	-	#NAME?	Err:509	-	#NAME?	Err:509
<b>FACILITY OPERATION &amp; MAINTENANCE</b>								
Insurance		Err:509		#NAME?	Err:509		#NAME?	Err:509
Janitorial		Err:509		#NAME?	Err:509		#NAME?	Err:509
Building and Land Rent / Lease / Facility Finance Interest		Err:509		#NAME?	Err:509		#NAME?	Err:509
Repairs & Maintenance		Err:509		#NAME?	Err:509		#NAME?	Err:509
Equipment / Furniture		Err:509		#NAME?	Err:509		#NAME?	Err:509
Security		Err:509		#NAME?	Err:509		#NAME?	Err:509
Utilities		Err:509		#NAME?	Err:509		#NAME?	Err:509
<b>TOTAL FACILITY OPERATION &amp; MAINTENANCE</b>	-	Err:509	-	#NAME?	Err:509	-	#NAME?	Err:509
<b>DEPRECIATION &amp; AMORTIZATION</b>				#NAME?			#NAME?	
<b>RESERVES / CONTINGENCY</b>				#NAME?			#NAME?	
<b>TOTAL EXPENSES</b>	-	Err:509	-	#NAME?	Err:509	-	#NAME?	Err:509
<b>NET INCOME</b>	-	Err:509	#NAME?	#NAME?	Err:509	#NAME?	#NAME?	Err:509

BROOKLYN DREAMS CHARTER SCHC  
Budget / Operating Plan  
2016-17

Total Revenue	-	Err:509	#NAME?	#NAME?	Err:509	#NAME?	#NAME?	Err:509
Total Expenses	-	Err:509	#NAME?	#NAME?	Err:509	#NAME?	#NAME?	Err:509
Net Income	-	Err:509	#NAME?	#NAME?	Err:509	#NAME?	#NAME?	Err:509
Actual Student Enrollment	-	667	-	-	667	-	-	667

	Prior Year Actual	1st Quarter - 7/1 - 9/30			2nd Quarter - 10/1 - 12/31			3rd Quarter
	Err:508	Original Budget	Revised Budget	Variance	Original Budget	Revised Budget	Variance	Original Budget

ENROLLMENT - \*School Districts Are Linked To Above Entries\*

Number of Districts:	-	1	-	-	1	-	-	1
NYC CHANCELLOR'S OFFICE	-	667	-	-	667	-	-	667
-	-	-	-	-	-	-	-	-
-	-	-	-	-	-	-	-	-
-	-	-	-	-	-	-	-	-
-	-	-	-	-	-	-	-	-
-	-	-	-	-	-	-	-	-
-	-	-	-	-	-	-	-	-
-	-	-	-	-	-	-	-	-
-	-	-	-	-	-	-	-	-
-	-	-	-	-	-	-	-	-
-	-	-	-	-	-	-	-	-
-	-	-	-	-	-	-	-	-
-	-	-	-	-	-	-	-	-
-	-	-	-	-	-	-	-	-
-	-	-	-	-	-	-	-	-
ALL OTHER School Districts: ( Weighted Avg )	-	-	-	-	-	-	-	-
TOTAL ENROLLMENT	-	667	-	-	667	-	-	667
REVENUE PER PUPIL	-	Err:509	-	#NAME?	Err:509	-	#NAME?	Err:509
EXPENSES PER PUPIL	-	Err:509	-	#NAME?	Err:509	-	#NAME?	Err:509

		POL				
Total Revenue		#NAME?	#NAME?	Err:509	#NAME?	#NAME?
Total Expenses		#NAME?	#NAME?	Err:509	#NAME?	#NAME?
Net Income		#NAME?	#NAME?	Err:509	#NAME?	#NAME?
Actual Student Enrollment		-	-	667	-	-
		Quarter - 1/1 - 3/31		4th Quarter - 4/1 - 6/30		
		Revised Budget	Variance	Original Budget	Revised Budget	Variance
REVENUE		If the 'REVISED' Column(s) COMPLETELY BLANK, the selected quarter(s) must be completed on tabs 2, 3 and 4.				
REVENUES FROM STATE SOURCES		2016-17				
Per Pupil Revenue		Per Pupil Rate				
NYC CHANCELLOR'S OFFICE		#NAME?	#NAME?	#NAME?	#NAME?	#NAME?
-		#N/A	#NAME?	#N/A	#N/A	#NAME?
-		#N/A	#NAME?	#N/A	#N/A	#NAME?
-		#N/A	#NAME?	#N/A	#N/A	#NAME?
-		#N/A	#NAME?	#N/A	#N/A	#NAME?
-		#N/A	#NAME?	#N/A	#N/A	#NAME?
-		#N/A	#NAME?	#N/A	#N/A	#NAME?
-		#N/A	#NAME?	#N/A	#N/A	#NAME?
-		#N/A	#NAME?	#N/A	#N/A	#NAME?
-		#N/A	#NAME?	#N/A	#N/A	#NAME?
-		#N/A	#NAME?	#N/A	#N/A	#NAME?
-		#N/A	#NAME?	#N/A	#N/A	#NAME?
-		#N/A	#NAME?	#N/A	#N/A	#NAME?
-		#N/A	#NAME?	#N/A	#N/A	#NAME?
-		#N/A	#NAME?	#N/A	#N/A	#NAME?
ALL OTHER School Districts: ( Weighted Avg )		#N/A	#NAME?	#N/A	#N/A	#NAME?
TOTAL Per Pupil Revenue (Weighted Average Per Pupil Funding)		#NAME?	#NAME?	#NAME?	#NAME?	#NAME?
Special Education Revenue			#NAME?	Err:509		#NAME?
Grants						
Stimulus			#NAME?			#NAME?
DYCD (Department of Youth and Community Development)			#NAME?			#NAME?
Other			#NAME?			#NAME?
Other			#NAME?	Err:509		#NAME?
TOTAL REVENUE FROM STATE SOURCES		#NAME?	#NAME?	#NAME?	#NAME?	#NAME?
REVENUE FROM FEDERAL FUNDING						
IDEA Special Needs			#NAME?	Err:509		#NAME?
Title I			#NAME?	Err:509		#NAME?
Title Funding - Other			#NAME?	Err:509		#NAME?
School Food Service (Free Lunch)			#NAME?	Err:509		#NAME?
Grants						
Charter School Program (CSP) Planning & Implementation			#NAME?			#NAME?
Other			#NAME?			#NAME?
Other			#NAME?			#NAME?
TOTAL REVENUE FROM FEDERAL SOURCES		-	#NAME?	Err:509	-	#NAME?
LOCAL and OTHER REVENUE						
Contributions and Donations			#NAME?			#NAME?
Fundraising			#NAME?			#NAME?
Erate Reimbursement			#NAME?			#NAME?
Earnings on Investments			#NAME?			#NAME?
Interest Income			#NAME?			#NAME?
Food Service (Income from meals)			#NAME?	Err:509		#NAME?
Text Book			#NAME?			#NAME?
OTHER			#NAME?	Err:509		#NAME?
TOTAL REVENUE FROM LOCAL and OTHER SOURCES		-	#NAME?	Err:509	-	#NAME?
TOTAL REVENUE		#NAME?	#NAME?	Err:509	#NAME?	#NAME?

		POL				
Total Revenue		#NAME?	#NAME?	Err:509	#NAME?	#NAME?
Total Expenses		#NAME?	#NAME?	Err:509	#NAME?	#NAME?
Net Income		#NAME?	#NAME?	Err:509	#NAME?	#NAME?
Actual Student Enrollment		-	-	667	-	-
		Quarter - 1/1 - 3/31		4th Quarter - 4/1 - 6/30		
		Revised Budget	Variance	Original Budget	Revised Budget	Variance
<b>EXPENSES</b>						
<b>ADMINISTRATIVE STAFF PERSONNEL COSTS</b>		Avg. No. of Positions				
Executive Management	-		#NAME?			#NAME?
Instructional Management	1.00		#NAME?	Err:509		#NAME?
Deans, Directors & Coordinators	4.00		#NAME?	Err:509		#NAME?
CFO / Director of Finance	-		#NAME?			#NAME?
Operation / Business Manager	-		#NAME?			#NAME?
Administrative Staff	2.00		#NAME?	Err:509		#NAME?
TOTAL ADMINISTRATIVE STAFF	7.00	-	#NAME?	Err:509	-	#NAME?
<b>INSTRUCTIONAL PERSONNEL COSTS</b>						
Teachers - Regular	27.00		#NAME?	Err:509		#NAME?
Teachers - SPED	7.00		#NAME?	Err:509		#NAME?
Substitute Teachers	-		#NAME?	Err:509		#NAME?
Teaching Assistants	-		#NAME?			#NAME?
Specialty Teachers	5.55		#NAME?	Err:509		#NAME?
Aides	5.78		#NAME?	Err:509		#NAME?
Therapists & Counselors	1.75		#NAME?	Err:509		#NAME?
Other	-		#NAME?			#NAME?
TOTAL INSTRUCTIONAL	47.08	-	#NAME?	Err:509	-	#NAME?
<b>NON-INSTRUCTIONAL PERSONNEL COSTS</b>						
Nurse	-		#NAME?			#NAME?
Librarian	1.00		#NAME?	Err:509		#NAME?
Custodian	-		#NAME?			#NAME?
Security	-		#NAME?			#NAME?
Other	2.38		#NAME?	Err:509		#NAME?
TOTAL NON-INSTRUCTIONAL	3.38	-	#NAME?	Err:509	-	#NAME?
<b>SUBTOTAL PERSONNEL SERVICE COSTS</b>		57.46	-	#NAME?	Err:509	-
<b>PAYROLL TAXES AND BENEFITS</b>						
Payroll Taxes			#NAME?	Err:509		#NAME?
Fringe / Employee Benefits			#NAME?	Err:509		#NAME?
Retirement / Pension			#NAME?	Err:509		#NAME?
TOTAL PAYROLL TAXES AND BENEFITS		-	#NAME?	Err:509	-	#NAME?
<b>TOTAL PERSONNEL SERVICE COSTS</b>		57.46	-	#NAME?	Err:509	-
<b>CONTRACTED SERVICES</b>						
Accounting / Audit			#NAME?	Err:509		#NAME?
Legal			#NAME?	Err:509		#NAME?
Management Company Fee			#NAME?			#NAME?
Nurse Services			#NAME?			#NAME?
Food Service / School Lunch			#NAME?			#NAME?
Payroll Services			#NAME?			#NAME?
Special Ed Services			#NAME?	Err:509		#NAME?
Titlement Services (i.e. Title I)			#NAME?	Err:509		#NAME?
Other Purchased / Professional / Consulting			#NAME?	Err:509		#NAME?
TOTAL CONTRACTED SERVICES		-	#NAME?	Err:509	-	#NAME?

	POL				
Total Revenue	#NAME?	#NAME?	Err:509	#NAME?	#NAME?
Total Expenses	#NAME?	#NAME?	Err:509	#NAME?	#NAME?
Net Income	#NAME?	#NAME?	Err:509	#NAME?	#NAME?
Actual Student Enrollment	-	-	667	-	-
	Quarter - 1/1 - 3/31		4th Quarter - 4/1 - 6/30		
	Revised Budget	Variance	Original Budget	Revised Budget	Variance
<b>SCHOOL OPERATIONS</b>					
Board Expenses		#NAME?	Err:509		#NAME?
Classroom / Teaching Supplies & Materials		#NAME?	Err:509		#NAME?
Special Ed Supplies & Materials		#NAME?	Err:509		#NAME?
Textbooks / Workbooks		#NAME?	Err:509		#NAME?
Supplies & Materials other		#NAME?	Err:509		#NAME?
Equipment / Furniture		#NAME?	Err:509		#NAME?
Telephone		#NAME?	Err:509		#NAME?
Technology		#NAME?	Err:509		#NAME?
Student Testing & Assessment		#NAME?	Err:509		#NAME?
Field Trips		#NAME?	Err:509		#NAME?
Transportation (student)		#NAME?			#NAME?
Student Services - other		#NAME?			#NAME?
Office Expense		#NAME?	Err:509		#NAME?
Staff Development		#NAME?	Err:509		#NAME?
Staff Recruitment		#NAME?	Err:509		#NAME?
Student Recruitment / Marketing		#NAME?	Err:509		#NAME?
School Meals / Lunch		#NAME?	Err:509		#NAME?
Travel (Staff)		#NAME?	Err:509		#NAME?
Fundraising		#NAME?			#NAME?
Other		#NAME?	Err:509		#NAME?
TOTAL SCHOOL OPERATIONS	-	#NAME?	Err:509	-	#NAME?
<b>FACILITY OPERATION &amp; MAINTENANCE</b>					
Insurance		#NAME?	Err:509		#NAME?
Janitorial		#NAME?	Err:509		#NAME?
Building and Land Rent / Lease / Facility Finance Interest		#NAME?	Err:509		#NAME?
Repairs & Maintenance		#NAME?	Err:509		#NAME?
Equipment / Furniture		#NAME?	Err:509		#NAME?
Security		#NAME?	Err:509		#NAME?
Utilities		#NAME?	Err:509		#NAME?
TOTAL FACILITY OPERATION & MAINTENANCE	-	#NAME?	Err:509	-	#NAME?
<b>DEPRECIATION &amp; AMORTIZATION</b>		#NAME?			#NAME?
<b>RESERVES / CONTINGENCY</b>		#NAME?			#NAME?
<b>TOTAL EXPENSES</b>	-	#NAME?	Err:509	-	#NAME?
<b>NET INCOME</b>	#NAME?	#NAME?	Err:509	#NAME?	#NAME?

	POL				
Total Revenue	#NAME?	#NAME?	Err:509	#NAME?	#NAME?
Total Expenses	#NAME?	#NAME?	Err:509	#NAME?	#NAME?
Net Income	#NAME?	#NAME?	Err:509	#NAME?	#NAME?
Actual Student Enrollment	-	-	667	-	-
	Quarter - 1/1 - 3/31		4th Quarter - 4/1 - 6/30		
	Revised Budget	Variance	Original Budget	Revised Budget	Variance
ENROLLMENT - *School Districts Are Linked To Above Entries*					
Number of Districts:	-	-	1	-	-
NYC CHANCELLOR'S OFFICE	-	-	667	-	-
-	-	-	-	-	-
-	-	-	-	-	-
-	-	-	-	-	-
-	-	-	-	-	-
-	-	-	-	-	-
-	-	-	-	-	-
-	-	-	-	-	-
-	-	-	-	-	-
-	-	-	-	-	-
-	-	-	-	-	-
-	-	-	-	-	-
-	-	-	-	-	-
-	-	-	-	-	-
ALL OTHER School Districts: ( Weighted Avg )	-	-	-	-	-
TOTAL ENROLLMENT	-	-	667	-	-
REVENUE PER PUPIL	-	#NAME?	Err:509	-	#NAME?
EXPENSES PER PUPIL	-	#NAME?	Err:509	-	#NAME?



BROOKLYN DREAMS CHA					
Budget / Operating Plan					
2016-17					
Total Revenue	Err:509	#NAME?	#NAME?	Err:509	#NAME?
Total Expenses	Err:509	#NAME?	#NAME?	Err:509	#NAME?
Net Income	Err:509	#NAME?	#NAME?	Err:509	#NAME?
Actual Student Enrollment					
	Total Year			VARIANCE	
	Original Budget	Revised Budget	Variance	Original Budget vs. PY Budget	Revised Budget vs. PY Budget
REVENUE					
REVENUES FROM STATE SOURCES					
Per Pupil Revenue	2016-17				
NYC CHANCELLOR'S OFFICE	Per Pupil Rate	#NAME?	#NAME?	#NAME?	#NAME?
-		#N/A	#N/A	#NAME?	#NAME?
-		#N/A	#NAME?	#NAME?	#NAME?
-		#N/A	#NAME?	#NAME?	#NAME?
-		#N/A	#NAME?	#NAME?	#NAME?
-		#N/A	#NAME?	#NAME?	#NAME?
-		#N/A	#NAME?	#NAME?	#NAME?
-		#N/A	#NAME?	#NAME?	#NAME?
-		#N/A	#NAME?	#NAME?	#NAME?
-		#N/A	#NAME?	#NAME?	#NAME?
-		#N/A	#NAME?	#NAME?	#NAME?
-		#N/A	#NAME?	#NAME?	#NAME?
-		#N/A	#NAME?	#NAME?	#NAME?
-		#N/A	#NAME?	#NAME?	#NAME?
-		#N/A	#NAME?	#NAME?	#NAME?
ALL OTHER School Districts: ( Weighted Avg )		#N/A	#N/A	#NAME?	#NAME?
TOTAL Per Pupil Revenue (Weighted Average Per Pupil Funding)		#NAME?	#NAME?	#NAME?	#NAME?
Special Education Revenue		Err:509	#NAME?	#NAME?	Err:509
Grants					
Stimulus		-	#NAME?	#NAME?	-
DYCD (Department of Youth and Community Development)		-	#NAME?	#NAME?	-
Other		-	#NAME?	#NAME?	-
Other		Err:509	#NAME?	#NAME?	Err:509
TOTAL REVENUE FROM STATE SOURCES		#NAME?	#NAME?	#NAME?	#NAME?
REVENUE FROM FEDERAL FUNDING					
IDEA Special Needs		Err:509	#NAME?	#NAME?	Err:509
Title I		Err:509	#NAME?	#NAME?	Err:509
Title Funding - Other		Err:509	#NAME?	#NAME?	Err:509
School Food Service (Free Lunch)		Err:509	#NAME?	#NAME?	Err:509
Grants					
Charter School Program (CSP) Planning & Implementation		-	#NAME?	#NAME?	-
Other		-	#NAME?	#NAME?	-
Other		-	#NAME?	#NAME?	-
TOTAL REVENUE FROM FEDERAL SOURCES		Err:509	#NAME?	#NAME?	Err:509
LOCAL and OTHER REVENUE					
Contributions and Donations		-	#NAME?	#NAME?	-
Fundraising		-	#NAME?	#NAME?	-
Erate Reimbursement		-	#NAME?	#NAME?	-
Earnings on Investments		-	#NAME?	#NAME?	-
Interest Income		-	#NAME?	#NAME?	-
Food Service (Income from meals)		Err:509	#NAME?	#NAME?	Err:509
Text Book		-	#NAME?	#NAME?	-
OTHER		Err:509	#NAME?	#NAME?	Err:509
TOTAL REVENUE FROM LOCAL and OTHER SOURCES		Err:509	#NAME?	#NAME?	Err:509
TOTAL REVENUE		Err:509	#NAME?	#NAME?	Err:509

		BROOKLYN DREAMS CHA Budget / Operating Plan 2016-17				
Total Revenue		Err:509	#NAME?	#NAME?	Err:509	#NAME?
Total Expenses		Err:509	#NAME?	#NAME?	Err:509	#NAME?
Net Income		Err:509	#NAME?	#NAME?	Err:509	#NAME?
Actual Student Enrollment						
		Total Year			VARIANCE	
		Original Budget	Revised Budget	Variance	Original Budget vs. PY Budget	Revised Budget vs. PY Budget
<b>EXPENSES</b>						
<b>ADMINISTRATIVE STAFF PERSONNEL COSTS</b>						
	Avg. No. of Positions					
Executive Management	-	-	#NAME?	#NAME?	-	#NAME?
Instructional Management	1.00	Err:509	#NAME?	Err:509	Err:509	#NAME?
Deans, Directors & Coordinators	4.00	Err:509	#NAME?	Err:509	Err:509	#NAME?
CFO / Director of Finance	-	-	#NAME?	#NAME?	-	#NAME?
Operation / Business Manager	-	-	#NAME?	#NAME?	-	#NAME?
Administrative Staff	2.00	Err:509	#NAME?	Err:509	Err:509	#NAME?
TOTAL ADMINISTRATIVE STAFF	7.00	Err:509	#NAME?	#NAME?	Err:509	#NAME?
<b>INSTRUCTIONAL PERSONNEL COSTS</b>						
Teachers - Regular	27.00	Err:509	#NAME?	Err:509	Err:509	#NAME?
Teachers - SPED	7.00	Err:509	#NAME?	Err:509	Err:509	#NAME?
Substitute Teachers	-	Err:509	#NAME?	Err:509	Err:509	#NAME?
Teaching Assistants	-	-	#NAME?	#NAME?	-	#NAME?
Specialty Teachers	5.55	Err:509	#NAME?	Err:509	Err:509	#NAME?
Aides	5.78	Err:509	#NAME?	Err:509	Err:509	#NAME?
Therapists & Counselors	1.75	Err:509	#NAME?	Err:509	Err:509	#NAME?
Other	-	-	#NAME?	#NAME?	-	#NAME?
TOTAL INSTRUCTIONAL	47.08	Err:509	#NAME?	Err:509	Err:509	#NAME?
<b>NON-INSTRUCTIONAL PERSONNEL COSTS</b>						
Nurse	-	-	#NAME?	#NAME?	-	#NAME?
Librarian	1.00	Err:509	#NAME?	Err:509	Err:509	#NAME?
Custodian	-	-	#NAME?	#NAME?	-	#NAME?
Security	-	-	#NAME?	#NAME?	-	#NAME?
Other	2.38	Err:509	#NAME?	Err:509	Err:509	#NAME?
TOTAL NON-INSTRUCTIONAL	3.38	Err:509	#NAME?	#NAME?	Err:509	#NAME?
<b>SUBTOTAL PERSONNEL SERVICE COSTS</b>	57.46	Err:509	#NAME?	#NAME?	Err:509	#NAME?
<b>PAYROLL TAXES AND BENEFITS</b>						
Payroll Taxes		Err:509	#NAME?	Err:509	Err:509	#NAME?
Fringe / Employee Benefits		Err:509	#NAME?	Err:509	Err:509	#NAME?
Retirement / Pension		Err:509	#NAME?	Err:509	Err:509	#NAME?
TOTAL PAYROLL TAXES AND BENEFITS		Err:509	#NAME?	Err:509	Err:509	#NAME?
<b>TOTAL PERSONNEL SERVICE COSTS</b>	57.46	Err:509	#NAME?	#NAME?	Err:509	#NAME?
<b>CONTRACTED SERVICES</b>						
Accounting / Audit		Err:509	#NAME?	Err:509	Err:509	#NAME?
Legal		Err:509	#NAME?	Err:509	Err:509	#NAME?
Management Company Fee		-	#NAME?	#NAME?	-	#NAME?
Nurse Services		-	#NAME?	#NAME?	-	#NAME?
Food Service / School Lunch		-	#NAME?	#NAME?	-	#NAME?
Payroll Services		-	#NAME?	#NAME?	-	#NAME?
Special Ed Services		Err:509	#NAME?	Err:509	Err:509	#NAME?
Titlment Services (i.e. Title I)		Err:509	#NAME?	Err:509	Err:509	#NAME?
Other Purchased / Professional / Consulting		Err:509	#NAME?	Err:509	Err:509	#NAME?
TOTAL CONTRACTED SERVICES		Err:509	#NAME?	Err:509	Err:509	#NAME?

BROOKLYN DREAMS CHA					
Budget / Operating Plan					
2016-17					
Total Revenue	Err:509	#NAME?	#NAME?	Err:509	#NAME?
Total Expenses	Err:509	#NAME?	#NAME?	Err:509	#NAME?
Net Income	Err:509	#NAME?	#NAME?	Err:509	#NAME?
Actual Student Enrollment					
	Total Year			VARIANCE	
	Original Budget	Revised Budget	Variance	Original Budget vs. PY Budget	Revised Budget vs. PY Budget
<b>SCHOOL OPERATIONS</b>					
Board Expenses	Err:509	#NAME?	Err:509	Err:509	#NAME?
Classroom / Teaching Supplies & Materials	Err:509	#NAME?	Err:509	Err:509	#NAME?
Special Ed Supplies & Materials	Err:509	#NAME?	Err:509	Err:509	#NAME?
Textbooks / Workbooks	Err:509	#NAME?	Err:509	Err:509	#NAME?
Supplies & Materials other	Err:509	#NAME?	Err:509	Err:509	#NAME?
Equipment / Furniture	Err:509	#NAME?	Err:509	Err:509	#NAME?
Telephone	Err:509	#NAME?	Err:509	Err:509	#NAME?
Technology	Err:509	#NAME?	Err:509	Err:509	#NAME?
Student Testing & Assessment	Err:509	#NAME?	Err:509	Err:509	#NAME?
Field Trips	Err:509	#NAME?	Err:509	Err:509	#NAME?
Transportation (student)	-	#NAME?	#NAME?	-	#NAME?
Student Services - other	-	#NAME?	#NAME?	-	#NAME?
Office Expense	Err:509	#NAME?	Err:509	Err:509	#NAME?
Staff Development	Err:509	#NAME?	Err:509	Err:509	#NAME?
Staff Recruitment	Err:509	#NAME?	Err:509	Err:509	#NAME?
Student Recruitment / Marketing	Err:509	#NAME?	Err:509	Err:509	#NAME?
School Meals / Lunch	Err:509	#NAME?	Err:509	Err:509	#NAME?
Travel (Staff)	Err:509	#NAME?	Err:509	Err:509	#NAME?
Fundraising	-	#NAME?	#NAME?	-	#NAME?
Other	Err:509	#NAME?	Err:509	Err:509	#NAME?
TOTAL SCHOOL OPERATIONS	Err:509	#NAME?	Err:509	Err:509	#NAME?
<b>FACILITY OPERATION &amp; MAINTENANCE</b>					
Insurance	Err:509	#NAME?	Err:509	Err:509	#NAME?
Janitorial	Err:509	#NAME?	Err:509	Err:509	#NAME?
Building and Land Rent / Lease / Facility Finance Interest	Err:509	#NAME?	Err:509	Err:509	#NAME?
Repairs & Maintenance	Err:509	#NAME?	Err:509	Err:509	#NAME?
Equipment / Furniture	Err:509	#NAME?	Err:509	Err:509	#NAME?
Security	Err:509	#NAME?	Err:509	Err:509	#NAME?
Utilities	Err:509	#NAME?	Err:509	Err:509	#NAME?
TOTAL FACILITY OPERATION & MAINTENANCE	Err:509	#NAME?	Err:509	Err:509	#NAME?
<b>DEPRECIATION &amp; AMORTIZATION</b>	-	#NAME?	#NAME?	-	#NAME?
<b>RESERVES / CONTINGENCY</b>	-	#NAME?	#NAME?	-	#NAME?
<b>TOTAL EXPENSES</b>	Err:509	#NAME?	#NAME?	Err:509	#NAME?
<b>NET INCOME</b>	Err:509	#NAME?	#NAME?	Err:509	#NAME?

	BROOKLYN DREAMS CHA				
	Budget / Operating Plan			2016-17	
Total Revenue	Err:509	#NAME?	#NAME?	Err:509	#NAME?
Total Expenses	Err:509	#NAME?	#NAME?	Err:509	#NAME?
Net Income	Err:509	#NAME?	#NAME?	Err:509	#NAME?
Actual Student Enrollment					
	Total Year			VARIANCE	
	Original Budget	Revised Budget	Variance	Original Budget vs. PY Budget	Revised Budget vs. PY Budget
ENROLLMENT - *School Districts Are Linked To Above Entries*					
Number of Districts:					
NYC CHANCELLOR'S OFFICE					
-					
-					
-					
-					
-					
-					
-					
-					
-					
-					
-					
-					
ALL OTHER School Districts: ( Weighted Avg )					
TOTAL ENROLLMENT					
REVENUE PER PUPIL					
EXPENSES PER PUPIL					

CHARTER SCHOOL	
<b>Total Revenue</b> <b>Total Expenses</b> <b>Net Income</b> <b>Actual Student Enrollment</b>	
<b>DESCRIPTION OF ASSUMPTIONS</b>	
<b>REVENUE</b>	
<b>REVENUES FROM STATE SOURCES</b>	
<b>Per Pupil Revenue</b>	<b>2016-17</b> <b>Per Pupil Rate</b>
NYC CHANCELLOR'S OFFICE	#NAME?
-	#N/A
-	#N/A
-	#N/A
-	#N/A
-	#N/A
-	#N/A
-	#N/A
-	#N/A
-	#N/A
-	#N/A
-	#N/A
-	#N/A
-	#N/A
-	#N/A
-	#N/A
ALL OTHER School Districts: ( Weighted Avg )	#N/A
TOTAL Per Pupil Revenue (Weighted Average Per Pupil Funding)	#NAME?
Special Education Revenue	
Grants	
Stimulus	
DYCD (Department of Youth and Community Development)	
Other	
Other	
TOTAL REVENUE FROM STATE SOURCES	
<b>REVENUE FROM FEDERAL FUNDING</b>	
IDEA Special Needs	
Title I	
Title Funding - Other	
School Food Service (Free Lunch)	
Grants	
Charter School Program (CSP) Planning & Implementation	
Other	
Other	
TOTAL REVENUE FROM FEDERAL SOURCES	
<b>LOCAL and OTHER REVENUE</b>	
Contributions and Donations	
Fundraising	
Erate Reimbursement	
Earnings on Investments	
Interest Income	
Food Service (Income from meals)	
Text Book	
OTHER	
TOTAL REVENUE FROM LOCAL and OTHER SOURCES	
<b>TOTAL REVENUE</b>	

		RTER SCHOOL
Total Revenue		
Total Expenses		
Net Income		
Actual Student Enrollment		
		DESCRIPTION OF ASSUMPTIONS
EXPENSES		
ADMINISTRATIVE STAFF PERSONNEL COSTS	Avg. No. of Positions	
Executive Management	-	
Instructional Management	1.00	
Deans, Directors & Coordinators	4.00	
CFO / Director of Finance	-	
Operation / Business Manager	-	
Administrative Staff	2.00	
TOTAL ADMINISTRATIVE STAFF	7.00	
INSTRUCTIONAL PERSONNEL COSTS		
Teachers - Regular	27.00	
Teachers - SPED	7.00	
Substitute Teachers	-	
Teaching Assistants	-	
Specialty Teachers	5.55	
Aides	5.78	
Therapists & Counselors	1.75	
Other	-	
TOTAL INSTRUCTIONAL	47.08	
NON-INSTRUCTIONAL PERSONNEL COSTS		
Nurse	-	
Librarian	1.00	
Custodian	-	
Security	-	
Other	2.38	
TOTAL NON-INSTRUCTIONAL	3.38	
SUBTOTAL PERSONNEL SERVICE COSTS	57.46	
PAYROLL TAXES AND BENEFITS		
Payroll Taxes		
Fringe / Employee Benefits		
Retirement / Pension		
TOTAL PAYROLL TAXES AND BENEFITS		
TOTAL PERSONNEL SERVICE COSTS	57.46	
CONTRACTED SERVICES		
Accounting / Audit		
Legal		
Management Company Fee		
Nurse Services		
Food Service / School Lunch		
Payroll Services		
Special Ed Services		
Titlement Services (i.e. Title I)		
Other Purchased / Professional / Consulting		
TOTAL CONTRACTED SERVICES		

	PRINTER SCHOOL
<b>Total Revenue</b> <b>Total Expenses</b> <b>Net Income</b> <b>Actual Student Enrollment</b>	
	<b>DESCRIPTION OF ASSUMPTIONS</b>
<b>SCHOOL OPERATIONS</b> Board Expenses Classroom / Teaching Supplies & Materials Special Ed Supplies & Materials Textbooks / Workbooks Supplies & Materials other Equipment / Furniture Telephone Technology Student Testing & Assessment Field Trips Transportation (student) Student Services - other Office Expense Staff Development Staff Recruitment Student Recruitment / Marketing School Meals / Lunch Travel (Staff) Fundraising Other <b>TOTAL SCHOOL OPERATIONS</b>  <b>FACILITY OPERATION &amp; MAINTENANCE</b> Insurance Janitorial Building and Land Rent / Lease / Facility Finance Interest Repairs & Maintenance Equipment / Furniture Security Utilities <b>TOTAL FACILITY OPERATION &amp; MAINTENANCE</b>  <b>DEPRECIATION &amp; AMORTIZATION</b> <b>RESERVES / CONTINGENCY</b>  <b>TOTAL EXPENSES</b>  <b>NET INCOME</b>	

	RTER SCHOOL
Total Revenue Total Expenses Net Income Actual Student Enrollment	
	DESCRIPTION OF ASSUMPTIONS
ENROLLMENT - *School Districts Are Linked To Above Entries* Number of Districts: NYC CHANCELLOR'S OFFICE - - - - - - - - - - - - - - ALL OTHER School Districts: ( Weighted Avg ) TOTAL ENROLLMENT  REVENUE PER PUPIL  EXPENSES PER PUPIL	



**EXPENSES - CONTRACTED SERVICE FEE**  
**ADMINISTRATIVE STAFF PERSONNEL COSTS**

Instructional Management	Err:509	Err:509	
Deans, Directors & Coordinators	Err:509	Err:509	
Administrative Staff	Err:509	Err:509	
TOTAL ADMINISTRATIVE STAFF		<u>Err:509</u>	<u>Err:509</u>

**INSTRUCTIONAL PERSONNEL COSTS**

Teachers - Regular	Err:509	Err:509	
Teachers - SPED	Err:509	Err:509	
Substitute Teachers	Err:509	Err:509	
Specialty Teachers		Err:509	Err:509
Aides		Err:509	Err:509
Therapists & Counselors		Err:509	Err:509
TOTAL INSTRUCTIONAL		<u>Err:509</u>	<u>Err:509</u>

**NON-INSTRUCTIONAL PERSONNEL COSTS**

Librarian	Err:509	Err:509	
Other	Err:509	Err:509	
TOTAL NON-INSTRUCTIONAL		<u>Err:509</u>	<u>Err:509</u>

**BROOKLYN DREAMS CHARTER SCHOOL**  
**BALANCE SHEET**  
**2016-17**

	<u>Prior Year</u>	Q1	Q2	Q3	Q4
	<u>Err:508</u>	<u>As of 9/30</u>	<u>As of 12/31</u>	<u>As of 3/31</u>	<u>As of 6/30</u>
<b><u>ASSETS</u></b>					
<b><u>CURRENT ASSETS</u></b>					
Cash and cash equivalents	-	-	-	-	-
Grants and contracts receivable	-	-	-	-	-
Accounts receivables	-	-	-	-	-
Prepaid Expenses	-	-	-	-	-
Contributions and other receivables	-	-	-	-	-
<b>TOTAL CURRENT ASSETS</b>	-	-	-	-	-
<b><u>PROPERTY, BUILDING AND EQUIPMENT, net</u></b>	-	-	-	-	-
<b><u>OTHER ASSETS</u></b>	-	-	-	-	-
<b>TOTAL ASSETS</b>	-	-	-	-	-
<b><u>LIABILITIES AND NET ASSETS</u></b>					
<b><u>CURRENT LIABILITIES</u></b>					
Accounts payable and accrued expenses	-	-	-	-	-
Accrued payroll and benefits	-	-	-	-	-
Deferred Revenue	-	-	-	-	-
Current maturities of long-term debt	-	-	-	-	-
Short Term Debt - Bonds, Notes Payable	-	-	-	-	-
Other	-	-	-	-	-
<b>TOTAL CURRENT LIABILITIES</b>	-	-	-	-	-
<b><u>LONG-TERM DEBT and NOTES PAYABLE, net current maturities</u></b>	-	-	-	-	-
<b>TOTAL LIABILITIES</b>	-	-	-	-	-
<b><u>NET ASSETS</u></b>					
Unrestricted	-	-	-	-	-
Temporarily restricted	-	-	-	-	-
<b>TOTAL NET ASSETS</b>	-	-	-	-	-
<b>TOTAL LIABILITIES AND NET ASSETS</b>	-	-	-	-	-

### Budget / Operating Plan

Total Revenue	-	#NAME?	-	-	#NAME?	-	-
Total Expenses	-	#NAME?	-	-	#NAME?	-	-
Net Income	-	#NAME?	-	-	#NAME?	-	-
Actual Student Enrollment	-	#NAME?	-	-	#NAME?	-	-

3rd (

Actual	Current Budget	Variance	Actual	Current Budget	Variance	Actual
--------	----------------	----------	--------	----------------	----------	--------

### CY Per Pupil Rate

	#NAME?	-		#NAME?	-	
	#NAME?	-		#NAME?	-	
	#NAME?	-		#NAME?	-	
	#NAME?	-		#NAME?	-	
	#NAME?	-		#NAME?	-	
	#NAME?	-		#NAME?	-	
	#NAME?	-		#NAME?	-	
	#NAME?	-		#NAME?	-	
	#NAME?	-		#NAME?	-	
	#NAME?	-		#NAME?	-	
	#NAME?	-		#NAME?	-	
	#NAME?	-		#NAME?	-	
	#NAME?	-		#NAME?	-	
	#NAME?	-		#NAME?	-	
	#NAME?	-		#NAME?	-	
	#NAME?	-		#NAME?	-	
-	#NAME?	-	-	#NAME?	-	-
	#NAME?	-		#NAME?	-	

	-	#NAME?	-	-	#NAME?	-	-
		#NAME?	-		#NAME?	-	

	#NAME?	-		#NAME?	-	
--	--------	---	--	--------	---	--

A horizontal timeline bar with a light blue background and a black border. It is divided into five equal segments by vertical black lines. The segments are labeled with years: 2016, 2017, 2018, 2019, and 2020.

	#NAME?	-		#NAME?	-	
--	--------	---	--	--------	---	--

	#NAME?			#NAME?		
	#NAME?	-		#NAME?	-	

	#NAME?	-		#NAME?	-	
--	--------	---	--	--------	---	--

	#NAME?	-		#NAME?	-	
--	--------	---	--	--------	---	--

-	#NAME?	-	-	#NAME?	-	-
---	--------	---	---	--------	---	---

	#NAME?	-		#NAME?	-	
--	--------	---	--	--------	---	--

	#NAME?	-		#NAME?	-	
--	--------	---	--	--------	---	--

	#NAME?			#NAME?		
	#NAME?	-		#NAME?	-	

	#NAME?	-		#NAME?	-	
--	--------	---	--	--------	---	--

A horizontal timeline bar with vertical tick marks for the years 2016, 2017, 2018, 2019, and 2020. The bar is divided into segments by these ticks. The segments for 2016, 2017, and 2018 are shaded light blue. The segment for 2019 is white. The segment for 2020 is shaded light blue.

	#NAME?	-		#NAME?	-	
--	--------	---	--	--------	---	--

	#NAME?	-		#NAME?	-	
--	--------	---	--	--------	---	--

	#NAME?	-		#NAME?	-	
--	--------	---	--	--------	---	--

-	#NAME?	-	-	#NAME?	-	-
---	--------	---	---	--------	---	---

	#NAME?	-		#NAME?	-	
--	--------	---	--	--------	---	--

	#NAME?	-		#NAME?	-	
--	--------	---	--	--------	---	--

	#NAME?	-		#NAME?	-	
--	--------	---	--	--------	---	--

	#NAME?			#NAME?		
	#NAME?	-		#NAME?	-	

	#NAME?			#NAME?	
	#NAME?	-		#NAME?	-

	#NAME?	-		#NAME?	-	
--	--------	---	--	--------	---	--

	#NAME?	-		#NAME?	-	
--	--------	---	--	--------	---	--

	#NAME?	-		#NAME?	-	
--	--------	---	--	--------	---	--

	#NAME?			#NAME?		
-	#NAME?	-	-	#NAME?	-	-

-	#NAME?	-	-	#NAME?	-	-
---	--------	---	---	--------	---	---

### Budget / Operating Plan

2016-17

<p><b>*NOTE: Enrollment, Revenue and Expenditure Data IN the 'Total and Variance Analysis' Section is Based on LAST ACTUAL Quarter Completed</b></p>	1st Quarter - 7/1 - 9/30			2nd Quarter - 10/1 - 12/31			3rd Quarter - 1/1 - 3/31
	Actual	Current Budget	Variance	Actual	Current Budget	Variance	Actual

### ADMINISTRATIVE STAFF PERSONNEL COSTS

INSTRUCTIONAL PERSONNEL COSTS		2019-2020		2020-2021		2021-2022	
Teachers - Regular	#NAME?		#NAME?	-		#NAME?	-
Teachers - SPED	#NAME?		#NAME?	-		#NAME?	-
Substitute Teachers	#NAME?		#NAME?	-		#NAME?	-
Teaching Assistants	#NAME?		#NAME?	-		#NAME?	-
Specialty Teachers	#NAME?		#NAME?	-		#NAME?	-
Aides	#NAME?		#NAME?	-		#NAME?	-
Therapists & Counselors	#NAME?		#NAME?	-		#NAME?	-
Other	#NAME?		#NAME?	-		#NAME?	-
TOTAL INSTRUCTIONAL	#NAME?		#NAME?	-	-	#NAME?	-

Teachers - Regular  
Teachers - SPED  
Substitute Teachers  
Teaching Assistants  
Specialty Teachers  
Aides  
Therapists & Counselors  
Other

TOTAL INSTRUCTIONAL	#NAME?	-	#NAME?	-	-	#NAME?	-	-
---------------------	--------	---	--------	---	---	--------	---	---

Nurse  
Librarian  
Custodian  
Security  
Other

TOTAL NON-INSTRUCTIONAL	#NAME?	-	#NAME?	-	-	#NAME?	-	-
-------------------------	--------	---	--------	---	---	--------	---	---

## PAYROLL TAXES AND BENEFITS

TOTAL PERSONNEL SERVICE COSTS	#NAME?	-	#NAME?	-	-	#NAME?	-	-
-------------------------------	--------	---	--------	---	---	--------	---	---

## CONTRACTED SERVICES

Accounting / Audit	#NAME?	-	#NAME?	-
--------------------	--------	---	--------	---

- Accounting / Audit
- Legal
- Management Company Fee
- Nurse Services
- Food Service / School Lunch
- Payroll Services
- Special Ed Services
- Titlement Services (i.e. Title I)
- Other Purchased / Professional / Consulting

2016-17

Total Revenue	-	#NAME?	-	-	#NAME?	-	-
Total Expenses	-	#NAME?	-	-	#NAME?	-	-
Net Income	-	#NAME?	-	-	#NAME?	-	-
Actual Student Enrollment	-	#NAME?	-	-	#NAME?	-	-

*NOTE: Enrollment, Revenue and Expenditure Data IN the 'Total and Variance Analysis' Section is Based on LAST ACTUAL Quarter Completed	1st Quarter - 7/1 - 9/30			2nd Quarter - 10/1 - 12/31			3rd Quarter - 1/1 - 3/31
	Actual	Current Budget	Variance	Actual	Current Budget	Variance	Actual
<b>SCHOOL OPERATIONS</b>							
Board Expenses		#NAME?	-		#NAME?	-	
Classroom / Teaching Supplies & Materials		#NAME?	-		#NAME?	-	
Special Ed Supplies & Materials		#NAME?	-		#NAME?	-	
Textbooks / Workbooks		#NAME?	-		#NAME?	-	
Supplies & Materials other		#NAME?	-		#NAME?	-	
Equipment / Furniture		#NAME?	-		#NAME?	-	
Telephone		#NAME?	-		#NAME?	-	
Technology		#NAME?	-		#NAME?	-	
Student Testing & Assessment		#NAME?	-		#NAME?	-	
Field Trips		#NAME?	-		#NAME?	-	
Transportation (student)		#NAME?	-		#NAME?	-	
Student Services - other		#NAME?	-		#NAME?	-	
Office Expense		#NAME?	-		#NAME?	-	
Staff Development		#NAME?	-		#NAME?	-	
Staff Recruitment		#NAME?	-		#NAME?	-	
Student Recruitment / Marketing		#NAME?	-		#NAME?	-	
School Meals / Lunch		#NAME?	-		#NAME?	-	
Travel (Staff)		#NAME?	-		#NAME?	-	
Fundraising		#NAME?	-		#NAME?	-	
Other		#NAME?	-		#NAME?	-	
TOTAL SCHOOL OPERATIONS	-	#NAME?	-	-	#NAME?	-	-
<b>FACILITY OPERATION &amp; MAINTENANCE</b>							
Insurance		#NAME?	-		#NAME?	-	
Janitorial		#NAME?	-		#NAME?	-	
Building and Land Rent / Lease / Facility Finance Interest		#NAME?	-		#NAME?	-	
Repairs & Maintenance		#NAME?	-		#NAME?	-	
Equipment / Furniture		#NAME?	-		#NAME?	-	
Security		#NAME?	-		#NAME?	-	
Utilities		#NAME?	-		#NAME?	-	
TOTAL FACILITY OPERATION & MAINTENANCE	-	#NAME?	-	-	#NAME?	-	-
<b>DEPRECIATION &amp; AMORTIZATION</b>		#NAME?	-		#NAME?	-	
<b>RESERVES / CONTINGENCY</b>		#NAME?	-		#NAME?	-	
<b>TOTAL EXPENSES</b>	-	#NAME?	-	-	#NAME?	-	-
<b>NET INCOME</b>	-	#NAME?	-	-	#NAME?	-	-

### Budget / Operating Plan

2016-17

<p><b>*NOTE: Enrollment, Revenue and Expenditure Data IN the 'Total and Variance Analysis' Section is Based on LAST ACTUAL Quarter Completed</b></p>				<p><b>1st Quarter - 7/1 - 9/30</b></p>			<p><b>2nd Quarter - 10/1 - 12/31</b></p>			<p><b>3rd Quarter - 1/1 - 3/31</b></p>
				<p><b>Actual</b></p>	<p><b>Current Budget</b></p>	<p><b>Variance</b></p>	<p><b>Actual</b></p>	<p><b>Current Budget</b></p>	<p><b>Variance</b></p>	<p><b>Actual</b></p>

NYC CHANCELLOR'S OFFICE

ALL OTHER School Districts: ( Count = 0 )

### EXPENSES PER PUPIL

SCHOOL n					
Total Revenue	#NAME?	-	-	#NAME?	-
Total Expenses	#NAME?	-	-	#NAME?	-
Net Income	#NAME?	-	-	#NAME?	-
Actual Student Enrollment	#NAME?	-	-	#NAME?	-
*NOTE: Enrollment, Revenue and Expenditure Data IN the 'Total and Variance Analysis' Section is Based on LAST ACTUAL Quarter Completed		Quarter - 1/1 - 3/31		4th Quarter - 4/1 - 6/30	
		Current Budget	Variance	Actual	Current Budget Variance
<b>REVENUE</b>					
<b>REVENUES FROM STATE SOURCES</b>					
Per Pupil Revenue	CY Per Pupil Rate				
NYC CHANCELLOR'S OFFICE	#NAME?	#NAME?	-	#NAME?	-
-	#N/A	#NAME?	-	#NAME?	-
-	#N/A	#NAME?	-	#NAME?	-
-	#N/A	#NAME?	-	#NAME?	-
-	#N/A	#NAME?	-	#NAME?	-
-	#N/A	#NAME?	-	#NAME?	-
-	#N/A	#NAME?	-	#NAME?	-
-	#N/A	#NAME?	-	#NAME?	-
-	#N/A	#NAME?	-	#NAME?	-
-	#N/A	#NAME?	-	#NAME?	-
-	#N/A	#NAME?	-	#NAME?	-
-	#N/A	#NAME?	-	#NAME?	-
-	#N/A	#NAME?	-	#NAME?	-
-	#N/A	#NAME?	-	#NAME?	-
-	#N/A	#NAME?	-	#NAME?	-
-	#N/A	#NAME?	-	#NAME?	-
ALL OTHER School Districts: ( Count = 0 )	#NAME?	#NAME?	-	#NAME?	-
TOTAL Per Pupil Revenue (Weighted Average Per Pupil Funding)	#NAME?	#NAME?	-	-	#NAME?
Special Education Revenue	#NAME?	#NAME?	-	#NAME?	-
Grants					
Stimulus	#NAME?	#NAME?	-	#NAME?	-
DYCD (Department of Youth and Community Development)	#NAME?	#NAME?	-	#NAME?	-
Other	#NAME?	#NAME?	-	#NAME?	-
Other	#NAME?	#NAME?	-	#NAME?	-
TOTAL REVENUE FROM STATE SOURCES	#NAME?	#NAME?	-	-	#NAME?
<b>REVENUE FROM FEDERAL FUNDING</b>					
IDEA Special Needs	#NAME?	#NAME?	-	#NAME?	-
Title I	#NAME?	#NAME?	-	#NAME?	-
Title Funding - Other	#NAME?	#NAME?	-	#NAME?	-
School Food Service (Free Lunch)	#NAME?	#NAME?	-	#NAME?	-
Grants					
Charter School Program (CSP) Planning & Implementation	#NAME?	#NAME?	-	#NAME?	-
Other	#NAME?	#NAME?	-	#NAME?	-
Other	#NAME?	#NAME?	-	#NAME?	-
TOTAL REVENUE FROM FEDERAL SOURCES	#NAME?	#NAME?	-	-	#NAME?
<b>LOCAL and OTHER REVENUE</b>					
Contributions and Donations	#NAME?	#NAME?	-	#NAME?	-
Fundraising	#NAME?	#NAME?	-	#NAME?	-
Erate Reimbursement	#NAME?	#NAME?	-	#NAME?	-
Earnings on Investments	#NAME?	#NAME?	-	#NAME?	-
Interest Income	#NAME?	#NAME?	-	#NAME?	-
Food Service (Income from meals)	#NAME?	#NAME?	-	#NAME?	-
Text Book	#NAME?	#NAME?	-	#NAME?	-
OTHER	#NAME?	#NAME?	-	#NAME?	-
TOTAL REVENUE FROM LOCAL and OTHER SOURCES	#NAME?	#NAME?	-	-	#NAME?
<b>TOTAL REVENUE</b>	#NAME?	#NAME?	-	-	#NAME?

SCHOOL									
n									
Total Revenue		#NAME?	-	-	#NAME?	-			
Total Expenses		#NAME?	-	-	#NAME?	-			
Net Income		#NAME?	-	-	#NAME?	-			
Actual Student Enrollment		#NAME?	-	-	#NAME?	-			
		Quarter - 1/1 - 3/31		4th Quarter - 4/1 - 6/30					
*NOTE: Enrollment, Revenue and Expenditure Data IN the 'Total and Variance Analysis' Section is Based on LAST ACTUAL Quarter Completed		Current Budget	Variance	Actual	Current Budget	Variance			
EXPENSES									
ADMINISTRATIVE STAFF PERSONNEL COSTS		Quarter 0							
		No. of Positions							
Executive Management	#NAME?	#NAME?	-		#NAME?	-			
Instructional Management	#NAME?	#NAME?	-		#NAME?	-			
Deans, Directors & Coordinators	#NAME?	#NAME?	-		#NAME?	-			
CFO / Director of Finance	#NAME?	#NAME?	-		#NAME?	-			
Operation / Business Manager	#NAME?	#NAME?	-		#NAME?	-			
Administrative Staff	#NAME?	#NAME?	-		#NAME?	-			
TOTAL ADMINISTRATIVE STAFF	#NAME?	#NAME?	-	-	#NAME?	-			
INSTRUCTIONAL PERSONNEL COSTS									
Teachers - Regular	#NAME?	#NAME?	-		#NAME?	-			
Teachers - SPED	#NAME?	#NAME?	-		#NAME?	-			
Substitute Teachers	#NAME?	#NAME?	-		#NAME?	-			
Teaching Assistants	#NAME?	#NAME?	-		#NAME?	-			
Specialty Teachers	#NAME?	#NAME?	-		#NAME?	-			
Aides	#NAME?	#NAME?	-		#NAME?	-			
Therapists & Counselors	#NAME?	#NAME?	-		#NAME?	-			
Other	#NAME?	#NAME?	-		#NAME?	-			
TOTAL INSTRUCTIONAL	#NAME?	#NAME?	-	-	#NAME?	-			
NON-INSTRUCTIONAL PERSONNEL COSTS									
Nurse	#NAME?	#NAME?	-		#NAME?	-			
Librarian	#NAME?	#NAME?	-		#NAME?	-			
Custodian	#NAME?	#NAME?	-		#NAME?	-			
Security	#NAME?	#NAME?	-		#NAME?	-			
Other	#NAME?	#NAME?	-		#NAME?	-			
TOTAL NON-INSTRUCTIONAL	#NAME?	#NAME?	-	-	#NAME?	-			
SUBTOTAL PERSONNEL SERVICE COSTS		#NAME?	#NAME?	-	#NAME?	-			
PAYROLL TAXES AND BENEFITS									
Payroll Taxes		#NAME?	-		#NAME?	-			
Fringe / Employee Benefits		#NAME?	-		#NAME?	-			
Retirement / Pension		#NAME?	-		#NAME?	-			
TOTAL PAYROLL TAXES AND BENEFITS		#NAME?	-	-	#NAME?	-			
TOTAL PERSONNEL SERVICE COSTS		#NAME?	#NAME?	-	#NAME?	-			
CONTRACTED SERVICES									
Accounting / Audit		#NAME?	-		#NAME?	-			
Legal		#NAME?	-		#NAME?	-			
Management Company Fee		#NAME?	-		#NAME?	-			
Nurse Services		#NAME?	-		#NAME?	-			
Food Service / School Lunch		#NAME?	-		#NAME?	-			
Payroll Services		#NAME?	-		#NAME?	-			
Special Ed Services		#NAME?	-		#NAME?	-			
Titlement Services (i.e. Title I)		#NAME?	-		#NAME?	-			
Other Purchased / Professional / Consulting		#NAME?	-		#NAME?	-			
TOTAL CONTRACTED SERVICES		#NAME?	-	-	#NAME?	-			



SCHOOL					
n					
Total Revenue	#NAME?	-	-	#NAME?	-
Total Expenses	#NAME?	-	-	#NAME?	-
Net Income	#NAME?	-	-	#NAME?	-
Actual Student Enrollment	#NAME?	-	-	#NAME?	-
*NOTE: Enrollment, Revenue and Expenditure Data IN the 'Total and Variance Analysis' Section is Based on LAST ACTUAL Quarter Completed		Quarter - 1/1 - 3/31		4th Quarter - 4/1 - 6/30	
		Current Budget	Variance	Actual	Current Budget Variance
<b>SCHOOL OPERATIONS</b>					
Board Expenses	#NAME?	-		#NAME?	-
Classroom / Teaching Supplies & Materials	#NAME?	-		#NAME?	-
Special Ed Supplies & Materials	#NAME?	-		#NAME?	-
Textbooks / Workbooks	#NAME?	-		#NAME?	-
Supplies & Materials other	#NAME?	-		#NAME?	-
Equipment / Furniture	#NAME?	-		#NAME?	-
Telephone	#NAME?	-		#NAME?	-
Technology	#NAME?	-		#NAME?	-
Student Testing & Assessment	#NAME?	-		#NAME?	-
Field Trips	#NAME?	-		#NAME?	-
Transportation (student)	#NAME?	-		#NAME?	-
Student Services - other	#NAME?	-		#NAME?	-
Office Expense	#NAME?	-		#NAME?	-
Staff Development	#NAME?	-		#NAME?	-
Staff Recruitment	#NAME?	-		#NAME?	-
Student Recruitment / Marketing	#NAME?	-		#NAME?	-
School Meals / Lunch	#NAME?	-		#NAME?	-
Travel (Staff)	#NAME?	-		#NAME?	-
Fundraising	#NAME?	-		#NAME?	-
Other	#NAME?	-		#NAME?	-
TOTAL SCHOOL OPERATIONS	#NAME?	-	-	#NAME?	-
<b>FACILITY OPERATION &amp; MAINTENANCE</b>					
Insurance	#NAME?	-		#NAME?	-
Janitorial	#NAME?	-		#NAME?	-
Building and Land Rent / Lease / Facility Finance Interest	#NAME?	-		#NAME?	-
Repairs & Maintenance	#NAME?	-		#NAME?	-
Equipment / Furniture	#NAME?	-		#NAME?	-
Security	#NAME?	-		#NAME?	-
Utilities	#NAME?	-		#NAME?	-
TOTAL FACILITY OPERATION & MAINTENANCE	#NAME?	-	-	#NAME?	-
<b>DEPRECIATION &amp; AMORTIZATION</b>					
#NAME?	#NAME?	-		#NAME?	-
<b>RESERVES / CONTINGENCY</b>					
#NAME?	#NAME?	-		#NAME?	-
TOTAL EXPENSES	#NAME?	-	-	#NAME?	-
NET INCOME	#NAME?	-	-	#NAME?	-

SCHOOL					
n					
Total Revenue	#NAME?	-	-	#NAME?	-
Total Expenses	#NAME?	-	-	#NAME?	-
Net Income	#NAME?	-	-	#NAME?	-
Actual Student Enrollment	#NAME?	-	-	#NAME?	-
*NOTE: Enrollment, Revenue and Expenditure Data IN the 'Total and Variance Analysis' Section is Based on LAST ACTUAL Quarter Completed		Quarter - 1/1 - 3/31		4th Quarter - 4/1 - 6/30	
		Current Budget	Variance	Actual	Current Budget Variance
ENROLLMENT - *School Districts Are Linked To Above Entries*					
NYC CHANCELLOR'S OFFICE	#NAME?	-	-	#NAME?	-
-	#NAME?	-	-	#NAME?	-
-	#NAME?	-	-	#NAME?	-
-	#NAME?	-	-	#NAME?	-
-	#NAME?	-	-	#NAME?	-
-	#NAME?	-	-	#NAME?	-
-	#NAME?	-	-	#NAME?	-
-	#NAME?	-	-	#NAME?	-
-	#NAME?	-	-	#NAME?	-
-	#NAME?	-	-	#NAME?	-
-	#NAME?	-	-	#NAME?	-
-	#NAME?	-	-	#NAME?	-
-	#NAME?	-	-	#NAME?	-
-	#NAME?	-	-	#NAME?	-
-	#NAME?	-	-	#NAME?	-
-	#NAME?	-	-	#NAME?	-
ALL OTHER School Districts: ( Count = 0 )	#NAME?	-	-	#NAME?	-
TOTAL ENROLLMENT	#NAME?	-	-	#NAME?	-
REVENUE PER PUPIL	#NAME?	-	-	#NAME?	-
EXPENSES PER PUPIL	#NAME?	-	-	#NAME?	-

				BROOKLYN DREAMS CHARTER SCHOOL						
				Budget / Operating Plan						
				2016-17						
Total Revenue	-	-	-	#NAME?	#NAME?	-	-			
Total Expenses	-	-	-	#NAME?	#NAME?	-	-			
Net Income	-	-	-	#NAME?	#NAME?	-	-			
Actual Student Enrollment	-	-	-			-	-			
				TOTALS AND VARIANCE ANALYSIS						
*NOTE: Enrollment, Revenue and Expenditure Data IN the 'Total and Variance Analysis' Section is Based on LAST ACTUAL Quarter Completed				Actual	Current Budget (Current Quarter)	Actual vs. Current Budget	Current Budget - TY	Actual vs. Current Budget TY	Original Budget (Current Quarter)	Actual vs. Original Budget
REVENUE										
REVENUES FROM STATE SOURCES										
Per Pupil Revenue				CY Per Pupil Rate						
NYC CHANCELLOR'S OFFICE				#NAME?						
-				#N/A						
-				#N/A						
-				#N/A						
-				#N/A						
-				#N/A						
-				#N/A						
-				#N/A						
-				#N/A						
-				#N/A						
-				#N/A						
-				#N/A						
-				#N/A						
-				#N/A						
-				#N/A						
-				#N/A						
-				#N/A						
-				#N/A						
ALL OTHER School Districts: ( Count = 0 )				#N/A						
TOTAL Per Pupil Revenue (Weighted Average Per Pupil Funding)				#NAME?						
Special Education Revenue										
Grants										
Stimulus										
DYCD (Department of Youth and Community Development)										
Other										
Other										
TOTAL REVENUE FROM STATE SOURCES										
REVENUE FROM FEDERAL FUNDING										
IDEA Special Needs										
Title I										
Title Funding - Other										
School Food Service (Free Lunch)										
Grants										
Charter School Program (CSP) Planning & Implementation										
Other										
Other										
TOTAL REVENUE FROM FEDERAL SOURCES										
LOCAL and OTHER REVENUE										
Contributions and Donations										
Fundraising										
Erate Reimbursement										
Earnings on Investments										
Interest Income										
Food Service (Income from meals)										
Text Book										
OTHER										
TOTAL REVENUE FROM LOCAL and OTHER SOURCES										
TOTAL REVENUE										

				BROOKLYN DREAMS CHARTER SCHOOL			
				Budget / Operating Plan			
				2016-17			
Total Revenue	-	-	-	#NAME?	#NAME?	-	-
Total Expenses	-	-	-	#NAME?	#NAME?	-	-
Net Income	-	-	-	#NAME?	#NAME?	-	-
Actual Student Enrollment	-	-	-			-	-
				TOTALS AND VARIANCE ANALYSIS			
*NOTE: Enrollment, Revenue and Expenditure Data IN the 'Total and Variance Analysis' Section is Based on LAST ACTUAL Quarter Completed				Actual	Current Budget (Current Quarter)	Actual vs. Current Budget	Original Budget (Current Quarter)
				Actual	Current Budget	Current Budget - TY	Actual vs. Original Budget
EXPENSES	Quarter 0						
ADMINISTRATIVE STAFF PERSONNEL COSTS	No. of Positions						
Executive Management	#NAME?	-	-	-	#NAME?	#NAME?	-
Instructional Management	#NAME?	-	-	-	#NAME?	#NAME?	-
Deans, Directors & Coordinators	#NAME?	-	-	-	#NAME?	#NAME?	-
CFO / Director of Finance	#NAME?	-	-	-	#NAME?	#NAME?	-
Operation / Business Manager	#NAME?	-	-	-	#NAME?	#NAME?	-
Administrative Staff	#NAME?	-	-	-	#NAME?	#NAME?	-
TOTAL ADMINISTRATIVE STAFF	#NAME?	-	-	-	#NAME?	#NAME?	-
INSTRUCTIONAL PERSONNEL COSTS							
Teachers - Regular	#NAME?	-	-	-	#NAME?	#NAME?	-
Teachers - SPED	#NAME?	-	-	-	#NAME?	#NAME?	-
Substitute Teachers	#NAME?	-	-	-	#NAME?	#NAME?	-
Teaching Assistants	#NAME?	-	-	-	#NAME?	#NAME?	-
Specialty Teachers	#NAME?	-	-	-	#NAME?	#NAME?	-
Aides	#NAME?	-	-	-	#NAME?	#NAME?	-
Therapists & Counselors	#NAME?	-	-	-	#NAME?	#NAME?	-
Other	#NAME?	-	-	-	#NAME?	#NAME?	-
TOTAL INSTRUCTIONAL	#NAME?	-	-	-	#NAME?	#NAME?	-
NON-INSTRUCTIONAL PERSONNEL COSTS							
Nurse	#NAME?	-	-	-	#NAME?	#NAME?	-
Librarian	#NAME?	-	-	-	#NAME?	#NAME?	-
Custodian	#NAME?	-	-	-	#NAME?	#NAME?	-
Security	#NAME?	-	-	-	#NAME?	#NAME?	-
Other	#NAME?	-	-	-	#NAME?	#NAME?	-
TOTAL NON-INSTRUCTIONAL	#NAME?	-	-	-	#NAME?	#NAME?	-
SUBTOTAL PERSONNEL SERVICE COSTS	#NAME?	-	-	-	#NAME?	#NAME?	-
PAYROLL TAXES AND BENEFITS							
Payroll Taxes		-	-	-	#NAME?	#NAME?	-
Fringe / Employee Benefits		-	-	-	#NAME?	#NAME?	-
Retirement / Pension		-	-	-	#NAME?	#NAME?	-
TOTAL PAYROLL TAXES AND BENEFITS		-	-	-	#NAME?	#NAME?	-
TOTAL PERSONNEL SERVICE COSTS	#NAME?	-	-	-	#NAME?	#NAME?	-
CONTRACTED SERVICES							
Accounting / Audit		-	-	-	#NAME?	#NAME?	-
Legal		-	-	-	#NAME?	#NAME?	-
Management Company Fee		-	-	-	#NAME?	#NAME?	-
Nurse Services		-	-	-	#NAME?	#NAME?	-
Food Service / School Lunch		-	-	-	#NAME?	#NAME?	-
Payroll Services		-	-	-	#NAME?	#NAME?	-
Special Ed Services		-	-	-	#NAME?	#NAME?	-
Titlement Services (i.e. Title I)		-	-	-	#NAME?	#NAME?	-
Other Purchased / Professional / Consulting		-	-	-	#NAME?	#NAME?	-
TOTAL CONTRACTED SERVICES		-	-	-	#NAME?	#NAME?	-

		BROOKLYN DREAMS CHARTER SCHOOL					
		Budget / Operating Plan					
		2016-17					
Total Revenue	-	-	-	#NAME?	#NAME?	-	-
Total Expenses	-	-	-	#NAME?	#NAME?	-	-
Net Income	-	-	-	#NAME?	#NAME?	-	-
Actual Student Enrollment	-	-	-			-	-
*NOTE: Enrollment, Revenue and Expenditure Data IN the 'Total and Variance Analysis' Section is Based on LAST ACTUAL Quarter Completed		TOTALS AND VARIANCE ANALYSIS					
		Actual	Current Budget (Current Quarter)	Actual vs. Current Budget	Current Budget - TY	Actual vs. Current Budget TY	Original Budget (Current Quarter)
SCHOOL OPERATIONS							
Board Expenses	-	-	-	#NAME?	#NAME?	-	-
Classroom / Teaching Supplies & Materials	-	-	-	#NAME?	#NAME?	-	-
Special Ed Supplies & Materials	-	-	-	#NAME?	#NAME?	-	-
Textbooks / Workbooks	-	-	-	#NAME?	#NAME?	-	-
Supplies & Materials other	-	-	-	#NAME?	#NAME?	-	-
Equipment / Furniture	-	-	-	#NAME?	#NAME?	-	-
Telephone	-	-	-	#NAME?	#NAME?	-	-
Technology	-	-	-	#NAME?	#NAME?	-	-
Student Testing & Assessment	-	-	-	#NAME?	#NAME?	-	-
Field Trips	-	-	-	#NAME?	#NAME?	-	-
Transportation (student)	-	-	-	#NAME?	#NAME?	-	-
Student Services - other	-	-	-	#NAME?	#NAME?	-	-
Office Expense	-	-	-	#NAME?	#NAME?	-	-
Staff Development	-	-	-	#NAME?	#NAME?	-	-
Staff Recruitment	-	-	-	#NAME?	#NAME?	-	-
Student Recruitment / Marketing	-	-	-	#NAME?	#NAME?	-	-
School Meals / Lunch	-	-	-	#NAME?	#NAME?	-	-
Travel (Staff)	-	-	-	#NAME?	#NAME?	-	-
Fundraising	-	-	-	#NAME?	#NAME?	-	-
Other	-	-	-	#NAME?	#NAME?	-	-
TOTAL SCHOOL OPERATIONS	-	-	-	#NAME?	#NAME?	-	-
FACILITY OPERATION & MAINTENANCE							
Insurance	-	-	-	#NAME?	#NAME?	-	-
Janitorial	-	-	-	#NAME?	#NAME?	-	-
Building and Land Rent / Lease / Facility Finance Interest	-	-	-	#NAME?	#NAME?	-	-
Repairs & Maintenance	-	-	-	#NAME?	#NAME?	-	-
Equipment / Furniture	-	-	-	#NAME?	#NAME?	-	-
Security	-	-	-	#NAME?	#NAME?	-	-
Utilities	-	-	-	#NAME?	#NAME?	-	-
TOTAL FACILITY OPERATION & MAINTENANCE	-	-	-	#NAME?	#NAME?	-	-
DEPRECIATION & AMORTIZATION		-	-	-	#NAME?	#NAME?	-
RESERVES / CONTINGENCY		-	-	-	#NAME?	#NAME?	-
TOTAL EXPENSES	-	-	-	#NAME?	#NAME?	-	-
NET INCOME	-	-	-	#NAME?	#NAME?	-	-

				BROOKLYN DREAMS CHARTER SCHOOL			
				Budget / Operating Plan			
				2016-17			
Total Revenue	-	-	-	#NAME?	#NAME?	-	-
Total Expenses	-	-	-	#NAME?	#NAME?	-	-
Net Income	-	-	-	#NAME?	#NAME?	-	-
Actual Student Enrollment	-	-	-			-	-
				TOTALS AND VARIANCE ANALYSIS			
*NOTE: Enrollment, Revenue and Expenditure Data IN the 'Total and Variance Analysis' Section is Based on LAST ACTUAL Quarter Completed				Actual	Current Budget (Current Quarter)	Actual vs. Current Budget	Original Budget (Current Quarter)
				Actual	Current Budget	Current Budget - TY	Actual vs. Original Budget
ENROLLMENT - *School Districts Are Linked To Above Entries*				* Enrollment Data Based on Last Actual Quarter Completed			
NYC CHANCELLOR'S OFFICE				-	-	-	-
-				-	-	-	-
-				-	-	-	-
-				-	-	-	-
-				-	-	-	-
-				-	-	-	-
-				-	-	-	-
-				-	-	-	-
-				-	-	-	-
-				-	-	-	-
-				-	-	-	-
-				-	-	-	-
-				-	-	-	-
-				-	-	-	-
ALL OTHER School Districts: ( Count = 0 )				-	-	-	-
TOTAL ENROLLMENT				-	-	-	-
REVENUE PER PUPIL				-	-	-	-
EXPENSES PER PUPIL				-	-	-	-

## SCHOOL

Total Revenue	Err:509	Err:509	-	-
Total Expenses	Err:509	Err:509	-	-
Net Income	Err:509	Err:509	-	-
Actual Student Enrollment			-	
	5			
*NOTE: Enrollment, Revenue and Expenditure Data IN the 'Total and Variance Analysis' Section is Based on LAST ACTUAL Quarter Completed	Original Budget - TY	Actual vs. Original Budget TY	PY Actual (PY TY / No. of COMPLETED Actual CY Quarters	Actual CY vs. Actual PY
<b>REVENUE</b>				
<b>REVENUES FROM STATE SOURCES</b>				
Per Pupil Revenue	CY Per Pupil Rate			
NYC CHANCELLOR'S OFFICE	#NAME?	#NAME?	#NAME?	-
-	#N/A	#N/A	#N/A	-
-	#N/A	#N/A	#N/A	-
-	#N/A	#N/A	#N/A	-
-	#N/A	#N/A	#N/A	-
-	#N/A	#N/A	#N/A	-
-	#N/A	#N/A	#N/A	-
-	#N/A	#N/A	#N/A	-
-	#N/A	#N/A	#N/A	-
-	#N/A	#N/A	#N/A	-
-	#N/A	#N/A	#N/A	-
-	#N/A	#N/A	#N/A	-
-	#N/A	#N/A	#N/A	-
-	#N/A	#N/A	#N/A	-
-	#N/A	#N/A	#N/A	-
ALL OTHER School Districts: ( Count = 0 )	#N/A	#N/A	#N/A	-
TOTAL Per Pupil Revenue (Weighted Average Per Pupil Funding)	#NAME?	#NAME?	#NAME?	-
Special Education Revenue	Err:509	Err:509	Err:509	-
Grants				
Stimulus	-	-	-	-
DYCD (Department of Youth and Community Development)	-	-	-	-
Other	-	-	-	-
Other	Err:509	Err:509	Err:509	-
TOTAL REVENUE FROM STATE SOURCES	#NAME?	#NAME?	#NAME?	-
<b>REVENUE FROM FEDERAL FUNDING</b>				
IDEA Special Needs	Err:509	Err:509	Err:509	-
Title I	Err:509	Err:509	Err:509	-
Title Funding - Other	Err:509	Err:509	Err:509	-
School Food Service (Free Lunch)	Err:509	Err:509	Err:509	-
Grants				
Charter School Program (CSP) Planning & Implementation	-	-	-	-
Other	-	-	-	-
Other	-	-	-	-
TOTAL REVENUE FROM FEDERAL SOURCES	Err:509	Err:509	Err:509	-
<b>LOCAL and OTHER REVENUE</b>				
Contributions and Donations	-	-	-	-
Fundraising	-	-	-	-
Erate Reimbursement	-	-	-	-
Earnings on Investments	-	-	-	-
Interest Income	-	-	-	-
Food Service (Income from meals)	Err:509	Err:509	Err:509	-
Text Book	-	-	-	-
OTHER	Err:509	Err:509	Err:509	-
TOTAL REVENUE FROM LOCAL and OTHER SOURCES	Err:509	Err:509	Err:509	-
<b>TOTAL REVENUE</b>	<b>Err:509</b>	<b>Err:509</b>	<b>Err:509</b>	<b>-</b>

SCHOOL
--------

Total Revenue	Err:509	Err:509	-	-
Total Expenses	Err:509	Err:509	-	-
Net Income	Err:509	Err:509	-	-
Actual Student Enrollment			-	
	5			
*NOTE: Enrollment, Revenue and Expenditure Data IN the 'Total and Variance Analysis' Section is Based on LAST ACTUAL Quarter Completed		Actual vs. Original Budget TY	PY Actual (PY TY / No. of COMPLETED Actual CY Quarters	Actual CY vs. Actual PY

EXPENSES	Quarter 0				
ADMINISTRATIVE STAFF PERSONNEL COSTS	No. of Positions				
Executive Management	#NAME?	-	-	-	-
Instructional Management	#NAME?	Err:509	Err:509	-	-
Deans, Directors & Coordinators	#NAME?	Err:509	Err:509	-	-
CFO / Director of Finance	#NAME?	-	-	-	-
Operation / Business Manager	#NAME?	-	-	-	-
Administrative Staff	#NAME?	Err:509	Err:509	-	-
TOTAL ADMINISTRATIVE STAFF	#NAME?	Err:509	Err:509	-	-
INSTRUCTIONAL PERSONNEL COSTS					
Teachers - Regular	#NAME?	Err:509	Err:509	-	-
Teachers - SPED	#NAME?	Err:509	Err:509	-	-
Substitute Teachers	#NAME?	Err:509	Err:509	-	-
Teaching Assistants	#NAME?	-	-	-	-
Specialty Teachers	#NAME?	Err:509	Err:509	-	-
Aides	#NAME?	Err:509	Err:509	-	-
Therapists & Counselors	#NAME?	Err:509	Err:509	-	-
Other	#NAME?	-	-	-	-
TOTAL INSTRUCTIONAL	#NAME?	Err:509	Err:509	-	-
NON-INSTRUCTIONAL PERSONNEL COSTS					
Nurse	#NAME?	-	-	-	-
Librarian	#NAME?	Err:509	Err:509	-	-
Custodian	#NAME?	-	-	-	-
Security	#NAME?	-	-	-	-
Other	#NAME?	Err:509	Err:509	-	-
TOTAL NON-INSTRUCTIONAL	#NAME?	Err:509	Err:509	-	-
SUBTOTAL PERSONNEL SERVICE COSTS	#NAME?	Err:509	Err:509	-	-
PAYROLL TAXES AND BENEFITS					
Payroll Taxes		Err:509	Err:509	-	-
Fringe / Employee Benefits		Err:509	Err:509	-	-
Retirement / Pension		Err:509	Err:509	-	-
TOTAL PAYROLL TAXES AND BENEFITS		Err:509	Err:509	-	-
TOTAL PERSONNEL SERVICE COSTS	#NAME?	Err:509	Err:509	-	-
CONTRACTED SERVICES					
Accounting / Audit		Err:509	Err:509	-	-
Legal		Err:509	Err:509	-	-
Management Company Fee		-	-	-	-
Nurse Services		-	-	-	-
Food Service / School Lunch		-	-	-	-
Payroll Services		-	-	-	-
Special Ed Services		Err:509	Err:509	-	-
Titlement Services (i.e. Title I)		Err:509	Err:509	-	-
Other Purchased / Professional / Consulting		Err:509	Err:509	-	-
TOTAL CONTRACTED SERVICES		Err:509	Err:509	-	-



## SCHOOL

Total Revenue	Err:509	Err:509	-	-
Total Expenses	Err:509	Err:509	-	-
Net Income	Err:509	Err:509	-	-
Actual Student Enrollment			-	
5				
*NOTE: Enrollment, Revenue and Expenditure Data IN the 'Total and Variance Analysis' Section is Based on LAST ACTUAL Quarter Completed	Original Budget - TY	Actual vs. Original Budget TY	P Y Actual (P Y TY / No. of COMPLETED Actual CY Quarters	Actual CY vs. Actual PY
<b>SCHOOL OPERATIONS</b>				
Board Expenses	Err:509	Err:509	-	-
Classroom / Teaching Supplies & Materials	Err:509	Err:509	-	-
Special Ed Supplies & Materials	Err:509	Err:509	-	-
Textbooks / Workbooks	Err:509	Err:509	-	-
Supplies & Materials other	Err:509	Err:509	-	-
Equipment / Furniture	Err:509	Err:509	-	-
Telephone	Err:509	Err:509	-	-
Technology	Err:509	Err:509	-	-
Student Testing & Assessment	Err:509	Err:509	-	-
Field Trips	Err:509	Err:509	-	-
Transportation (student)	-	-	-	-
Student Services - other	-	-	-	-
Office Expense	Err:509	Err:509	-	-
Staff Development	Err:509	Err:509	-	-
Staff Recruitment	Err:509	Err:509	-	-
Student Recruitment / Marketing	Err:509	Err:509	-	-
School Meals / Lunch	Err:509	Err:509	-	-
Travel (Staff)	Err:509	Err:509	-	-
Fundraising	-	-	-	-
Other	Err:509	Err:509	-	-
TOTAL SCHOOL OPERATIONS	Err:509	Err:509	-	-
<b>FACILITY OPERATION &amp; MAINTENANCE</b>				
Insurance	Err:509	Err:509	-	-
Janitorial	Err:509	Err:509	-	-
Building and Land Rent / Lease / Facility Finance Interest	Err:509	Err:509	-	-
Repairs & Maintenance	Err:509	Err:509	-	-
Equipment / Furniture	Err:509	Err:509	-	-
Security	Err:509	Err:509	-	-
Utilities	Err:509	Err:509	-	-
TOTAL FACILITY OPERATION & MAINTENANCE	Err:509	Err:509	-	-
<b>DEPRECIATION &amp; AMORTIZATION</b>	-	-	-	-
<b>RESERVES / CONTINGENCY</b>	-	-	-	-
<b>TOTAL EXPENSES</b>	Err:509	Err:509	-	-
<b>NET INCOME</b>	Err:509	Err:509	-	-

SCHOOL
--------

Total Revenue	Err:509	Err:509	-	-
Total Expenses	Err:509	Err:509	-	-
Net Income	Err:509	Err:509	-	-
Actual Student Enrollment			-	
		5		
*NOTE: Enrollment, Revenue and Expenditure Data IN the 'Total and Variance Analysis' Section is Based on LAST ACTUAL Quarter Completed		Actual vs. Original Budget TY	PY Actual (PY TY / No. of COMPLETED Actual CY Quarters	Actual CY vs. Actual PY
		Original Budget - TY		

ENROLLMENT - *School Districts Are Linked To Above Entries*				
NYC CHANCELLOR'S OFFICE			-	-
-			-	-
-			-	-
-			-	-
-			-	-
-			-	-
-			-	-
-			-	-
-			-	-
-			-	-
-			-	-
-			-	-
-			-	-
-			-	-
ALL OTHER School Districts: ( Count = 0 )			-	-
TOTAL ENROLLMENT			-	-
REVENUE PER PUPIL			-	-
EXPENSES PER PUPIL			-	-



**Charter Schools Institute**  
The State University of New York

**Annual Report Requirement**  
*for SUNY Authorized Charter Schools*  
**BROOKLYN DREAMS CHARTER SCHOOL**  
**2016-17**

Administrative  
expenditures per pupil:

\$0.00

Per NYS Statute

Administrative expenditures per pupil: the sum of all general administration salaries and other general administration expenditures divided by the total number of enrolled students. Employee benefit costs or expenditures should not be reported here.

**\*NOTE: THIS TAB ONLY NEEDS TO BE COMPLETED FOR Q4**

<b>Disclosure of Financial Interest by a Current or Proposed Charter School Education Corporation Trustee</b>
---

**Trustee Name:**

Tamara Charles

---

**Name of Charter School Education Corporation (for an unmerged school, this is the Charter School Name):**

Brooklyn Dreams Charter School

---

1. List all positions held on the education corporation board (e.g., president, treasurer, parent representative).

Trustee 2013-Present

2. Is the trustee an employee of any school operated by the Education Corporation?  
\_\_\_\_ **Yes** ☒ **No**

If **Yes**, for each school, please provide a description of the position(s) you hold, your responsibilities, your salary and your start date.

3. Is the trustee an employee or agent of the management company or institutional partner of the charter school(s) governed by the Education Corporation?

\_\_\_\_ **Yes** ☒ **No**

If **Yes**, for each school, please provide a description of the position(s) you hold, your responsibilities, your salary and your start date.

4. Identify each interest/transaction (and provide the requested information) that you or any of your immediate family members or any persons who live with you in your house have held or engaged in with the charter school(s) governed by the Education Corporation during the time you have served on the board, and in the six-month period prior to such service. If there has been no such financial interest or transaction, write **None**. Please note that if you answered **Yes** to Questions 2-4 above, you need not disclose again your employment status, salary, etc.

Date(s)	Nature of Financial Interest/Transaction	Steps taken to avoid a conflict of interest, (e.g., did not vote, did not participate in discussion)	Name of person holding interest or engaging in transaction and relationship to yourself

None	None	None	None
------	------	------	------

5. Identify each individual, business, corporation, union association, firm, partnership, committee proprietorship, franchise holding company, joint stock company, business or real estate trust, non-profit organization, or other organization or group of people doing business with the school(s) governed by the Education Corporation **and** in which such entity, during the time of your tenure as a trustee, you and/or your immediate family member(s) or person(s) living in your house had a financial interest or other relationship. If you are a member, director, officer or employee of an organization formally partnered with the school(s) that is/are doing business with the school(s) through a management or services agreement, please identify only the name of the organization, your position in the organization, and the relationship between such organization and the school(s). If there was no financial interest, write **None**.

Organization conducting business with the school(s)	Nature of business conducted	Approximate value of the business conducted	Name of Trustee and/or immediate family member of household holding an interest in the organization conducting business with the school(s) and the nature of the interest	Steps Taken to Avoid Conflict of Interest
None	None	None	None	None


Tamara Charles

Signature

7/22/2016

Date

*Please note that this document is considered a public record and as such, may be made available to members of the public upon request under the Freedom of Information Law. Personal contact information provided below will be redacted.*



<b>Disclosure of Financial Interest by a Current or Proposed Charter School Education Corporation Trustee</b>
---

**Trustee Name:**

Richard Conti

**Name of Charter School Education Corporation (for an unmerged school, this is the Charter School Name):**

Brooklyn Dreams Charter School

1. List all positions held on the education corporation board (e.g., president, treasurer, parent representative).  
President 4/14/2010-Present

2. Is the trustee an employee of any school operated by the Education Corporation?  
\_\_\_\_ **Yes** ☒ **No**

If **Yes**, for each school, please provide a description of the position(s) you hold, your responsibilities, your salary and your start date.

3. Is the trustee an employee or agent of the management company or institutional partner of the charter school(s) governed by the Education Corporation?  
\_\_\_\_ **Yes** ☒ **No**

If **Yes**, for each school, please provide a description of the position(s) you hold, your responsibilities, your salary and your start date.


4. Identify each interest/transaction (and provide the requested information) that you or any of your immediate family members or any persons who live with you in your house have held or engaged in with the charter school(s) governed by the Education Corporation during the time you have served on the board, and in the six-month period prior to such service. If there has been no such financial interest or transaction, write **None**. Please note that if you answered **Yes** to Questions 2-4 above, you need not disclose again your employment status, salary, etc.

Date(s)	Nature of Financial Interest/Transaction	Steps taken to avoid a conflict of interest, (e.g., did not vote, did not participate in discussion)	Name of person holding interest or engaging in transaction and relationship to yourself


None	None	None	None
------	------	------	------

5. Identify each individual, business, corporation, union association, firm, partnership, committee proprietorship, franchise holding company, joint stock company, business or real estate trust, non-profit organization, or other organization or group of people doing business with the school(s) governed by the Education Corporation **and** in which such entity, during the time of your tenure as a trustee, you and/or your immediate family member(s) or person(s) living in your house had a financial interest or other relationship. If you are a member, director, officer or employee of an organization formally partnered with the school(s) that is/are doing business with the school(s) through a management or services agreement, please identify only the name of the organization, your position in the organization, and the relationship between such organization and the school(s). If there was no financial interest, write **None**.

Organization conducting business with the school(s)	Nature of business conducted	Approximate value of the business conducted	Name of Trustee and/or immediate family member of household holding an interest in the organization conducting business with the school(s) and the nature of the interest	Steps Taken to Avoid Conflict of Interest
None	None	None	None	None


7/22/2016  
 \_\_\_\_\_  
 Signature Date

*Please note that this document is considered a public record and as such, may be made available to members of the public upon request under the Freedom of Information Law. Personal contact information provided below will be redacted.*



<b>Disclosure of Financial Interest by a Current or Proposed Charter School Education Corporation Trustee</b>
---

**Trustee Name:**

Michael Leit

---

**Name of Charter School Education Corporation (for an unmerged school, this is the Charter School Name):**

Brooklyn Dreams Charter School

---

1. List all positions held on the education corporation board (e.g., president, treasurer, parent representative).

Treasurer 2013-Present

2. Is the trustee an employee of any school operated by the Education Corporation?  
\_\_\_\_ **Yes** ☒ **No**

If **Yes**, for each school, please provide a description of the position(s) you hold, your responsibilities, your salary and your start date.

3. Is the trustee an employee or agent of the management company or institutional partner of the charter school(s) governed by the Education Corporation?

\_\_\_\_ **Yes** ☒ **No**

If **Yes**, for each school, please provide a description of the position(s) you hold, your responsibilities, your salary and your start date.

4. Identify each interest/transaction (and provide the requested information) that you or any of your immediate family members or any persons who live with you in your house have held or engaged in with the charter school(s) governed by the Education Corporation during the time you have served on the board, and in the six-month period prior to such service. If there has been no such financial interest or transaction, write **None**. Please note that if you answered **Yes** to Questions 2-4 above, you need not disclose again your employment status, salary, etc.

Date(s)	Nature of Financial Interest/Transaction	Steps taken to avoid a conflict of interest, (e.g., did not vote, did not participate in discussion)	Name of person holding interest or engaging in transaction and relationship to yourself



None	None	None	None
------	------	------	------

5. Identify each individual, business, corporation, union association, firm, partnership, committee proprietorship, franchise holding company, joint stock company, business or real estate trust, non-profit organization, or other organization or group of people doing business with the school(s) governed by the Education Corporation **and** in which such entity, during the time of your tenure as a trustee, you and/or your immediate family member(s) or person(s) living in your house had a financial interest or other relationship. If you are a member, director, officer or employee of an organization formally partnered with the school(s) that is/are doing business with the school(s) through a management or services agreement, please identify only the name of the organization, your position in the organization, and the relationship between such organization and the school(s). If there was no financial interest, write **None**.

Organization conducting business with the school(s)	Nature of business conducted	Approximate value of the business conducted	Name of Trustee and/or immediate family member of household holding an interest in the organization conducting business with the school(s) and the nature of the interest	Steps Taken to Avoid Conflict of Interest
None	None	None	None	None


Michael Leit

Signature

7/22/2016

Date

*Please note that this document is considered a public record and as such, may be made available to members of the public upon request under the Freedom of Information Law. Personal contact information provided below will be redacted.*



<b>Disclosure of Financial Interest by a Current or Proposed Charter School Education Corporation Trustee</b>
---

**Trustee Name:**

Michele Morais-Weekes

---

**Name of Charter School Education Corporation (for an unmerged school, this is the Charter School Name):**

Brooklyn Dreams Charter School

---

1. List all positions held on the education corporation board (e.g., president, treasurer, parent representative). Secretary 5/15/14-Present  
Treasurer 1/11/2012-5/14/2014

2. Is the trustee an employee of any school operated by the Education Corporation?  
\_\_\_\_ **Yes** ☒ **No**

If **Yes**, for each school, please provide a description of the position(s) you hold, your responsibilities, your salary and your start date.

3. Is the trustee an employee or agent of the management company or institutional partner of the charter school(s) governed by the Education Corporation?  
\_\_\_\_ **Yes** ☒ **No**

If **Yes**, for each school, please provide a description of the position(s) you hold, your responsibilities, your salary and your start date.

4. Identify each interest/transaction (and provide the requested information) that you or any of your immediate family members or any persons who live with you in your house have held or engaged in with the charter school(s) governed by the Education Corporation during the time you have served on the board, and in the six-month period prior to such service. If there has been no such financial interest or transaction, write **None**. Please note that if you answered **Yes** to Questions 2-4 above, you need not disclose again your employment status, salary, etc.

Date(s)	Nature of Financial Interest/Transaction	Steps taken to avoid a conflict of interest, (e.g., did not vote, did not participate in discussion)	Name of person holding interest or engaging in transaction and relationship to yourself

None	None	None	None
------	------	------	------

5. Identify each individual, business, corporation, union association, firm, partnership, committee proprietorship, franchise holding company, joint stock company, business or real estate trust, non-profit organization, or other organization or group of people doing business with the school(s) governed by the Education Corporation **and** in which such entity, during the time of your tenure as a trustee, you and/or your immediate family member(s) or person(s) living in your house had a financial interest or other relationship. If you are a member, director, officer or employee of an organization formally partnered with the school(s) that is/are doing business with the school(s) through a management or services agreement, please identify only the name of the organization, your position in the organization, and the relationship between such organization and the school(s). If there was no financial interest, write **None**.

Organization conducting business with the school(s)	Nature of business conducted	Approximate value of the business conducted	Name of Trustee and/or immediate family member of household holding an interest in the organization conducting business with the school(s) and the nature of the interest	Steps Taken to Avoid Conflict of Interest
None	None	None	None	None


*Michèle Morais-Weekes*

7/22/2016

Signature

Date

*Please note that this document is considered a public record and as such, may be made available to members of the public upon request under the Freedom of Information Law. Personal contact information provided below will be redacted.*



<b>Disclosure of Financial Interest by a Current or Proposed Charter School Education Corporation Trustee</b>
---

**Trustee Name:**

Katherine O'Neill

---

**Name of Charter School Education Corporation (for an unmerged school, this is the Charter School Name):**

Brooklyn Dreams Charter School

---

1. List all positions held on the education corporation board (e.g., president, treasurer, parent representative).

Trustee 2011-Present

2. Is the trustee an employee of any school operated by the Education Corporation?  
\_\_\_\_ **Yes** ☒ **No**

If **Yes**, for each school, please provide a description of the position(s) you hold, your responsibilities, your salary and your start date.

3. Is the trustee an employee or agent of the management company or institutional partner of the charter school(s) governed by the Education Corporation?

\_\_\_\_ **Yes** ☒ **No**

If **Yes**, for each school, please provide a description of the position(s) you hold, your responsibilities, your salary and your start date.

4. Identify each interest/transaction (and provide the requested information) that you or any of your immediate family members or any persons who live with you in your house have held or engaged in with the charter school(s) governed by the Education Corporation during the time you have served on the board, and in the six-month period prior to such service. If there has been no such financial interest or transaction, write **None**. Please note that if you answered **Yes** to Questions 2-4 above, you need not disclose again your employment status, salary, etc.

Date(s)	Nature of Financial Interest/Transaction	Steps taken to avoid a conflict of interest, (e.g., did not vote, did not participate in discussion)	Name of person holding interest or engaging in transaction and relationship to yourself

None	None	None	None
------	------	------	------

5. Identify each individual, business, corporation, union association, firm, partnership, committee proprietorship, franchise holding company, joint stock company, business or real estate trust, non-profit organization, or other organization or group of people doing business with the school(s) governed by the Education Corporation **and** in which such entity, during the time of your tenure as a trustee, you and/or your immediate family member(s) or person(s) living in your house had a financial interest or other relationship. If you are a member, director, officer or employee of an organization formally partnered with the school(s) that is/are doing business with the school(s) through a management or services agreement, please identify only the name of the organization, your position in the organization, and the relationship between such organization and the school(s). If there was no financial interest, write **None**.

Organization conducting business with the school(s)	Nature of business conducted	Approximate value of the business conducted	Name of Trustee and/or immediate family member of household holding an interest in the organization conducting business with the school(s) and the nature of the interest	Steps Taken to Avoid Conflict of Interest
None	None	None	None	None


*Katherine O'Neill*

Signature

7/22/2016

Date

*Please note that this document is considered a public record and as such, may be made available to members of the public upon request under the Freedom of Information Law. Personal contact information provided below will be redacted.*



<b>Disclosure of Financial Interest by a Current or Proposed Charter School Education Corporation Trustee</b>
---

**Trustee Name:**

Joanne Oplustil

---

**Name of Charter School Education Corporation (for an unmerged school, this is the Charter School Name):**

Brooklyn Dreams Charter School

---

1. List all positions held on the education corporation board (e.g., president, treasurer, parent representative).

Vice President 4/14/2010-Present

2. Is the trustee an employee of any school operated by the Education Corporation?  
\_\_\_\_ **Yes** ☒ **No**

If **Yes**, for each school, please provide a description of the position(s) you hold, your responsibilities, your salary and your start date.

3. Is the trustee an employee or agent of the management company or institutional partner of the charter school(s) governed by the Education Corporation?

\_\_\_\_ **Yes** ☒ **No**

If **Yes**, for each school, please provide a description of the position(s) you hold, your responsibilities, your salary and your start date.

4. Identify each interest/transaction (and provide the requested information) that you or any of your immediate family members or any persons who live with you in your house have held or engaged in with the charter school(s) governed by the Education Corporation during the time you have served on the board, and in the six-month period prior to such service. If there has been no such financial interest or transaction, write **None**. Please note that if you answered **Yes** to Questions 2-4 above, you need not disclose again your employment status, salary, etc.

Date(s)	Nature of Financial Interest/Transaction	Steps taken to avoid a conflict of interest, (e.g., did not vote, did not participate in discussion)	Name of person holding interest or engaging in transaction and relationship to yourself

None	None	None	None
------	------	------	------

5. Identify each individual, business, corporation, union association, firm, partnership, committee proprietorship, franchise holding company, joint stock company, business or real estate trust, non-profit organization, or other organization or group of people doing business with the school(s) governed by the Education Corporation **and** in which such entity, during the time of your tenure as a trustee, you and/or your immediate family member(s) or person(s) living in your house had a financial interest or other relationship. If you are a member, director, officer or employee of an organization formally partnered with the school(s) that is/are doing business with the school(s) through a management or services agreement, please identify only the name of the organization, your position in the organization, and the relationship between such organization and the school(s). If there was no financial interest, write **None**.

Organization conducting business with the school(s)	Nature of business conducted	Approximate value of the business conducted	Name of Trustee and/or immediate family member of household holding an interest in the organization conducting business with the school(s) and the nature of the interest	Steps Taken to Avoid Conflict of Interest
None	None	None	None	None


*Joanne Oplustil*

Signature

7/22/2016

Date

*Please note that this document is considered a public record and as such, may be made available to members of the public upon request under the Freedom of Information Law. Personal contact information provided below will be redacted.*





# Entry 9 BOT Table

Created: 07/22/2016





Last updated: 07/27/2016

## Page 1

### 1. Current Board Member Information

	Trustee Name	Email Address	Position on the Board	Committee Affiliations	Voting Member? (Y/N)	Area of Expertise, and/or Additional Role at School (parent, staff member, etc.)	Number of Terms Served and Length of Each (Include election date and term expiration)
1	Richard Conti	[REDACTED]	Chair/Board President		Yes		Number of terms served: 3 Length of each term: 3 – Three year terms Date of Election: April 2010 Expiration of Term: June 2019
2	Michele Morais-Weekes	[REDACTED]	Secretary		Yes		Number of terms served: 3 Length of each term: 1 – One year term 2 – Three year term Date of Election: January 2012 Expiration of Term: June 2019



3	Joanne Oplustil		Vice Chair/Vice President		Yes		Number of terms served: 3 Length of each term: 1 - One year term 2 - Three year term Date of Election: April 2010 Expiration of Term: June 2017
4	Katherine O'Neill		Trustee/Member		Yes		Number of terms served: 2 Length of each term: 2 - Three year term Date of Election: April 2011 Expiration of Term: June 2017
5	Tamara Charles		Trustee/Member		Yes		Number of terms served: 2 Length of each term: 1 - Two year term, 1 - Three year term Date of Election: September 2013 Expiration of Term: June 2018
	Michael						Number of terms served: 2 Length of each term: 1 - Two year term, 1 - Three

6	Leit		Treasurer		Yes		year term Date of Election: September 2013 Expiration of Term: June 2018
7	Michele Scotto		Trustee/Me mber		Yes		Number of terms served: 3 Length of each term: 1 - One year term 2 - Three year term Date of Election: January 2012 Expiration of Term: June 2019
8							
9							
10							
11							
12							
13							
14							
15							
16							
17							
18							
19							
20							

## 2. Total Number of Members on June 30, 2015

7

**3. Total Number of Members Joining the Board 2015-16 School Year**

0

**4. Total Number of Members Departing the Board during the 2015-16 School Year**

0

**5. Number of Voting Members 2015-16, as set by the by-laws, resolution or minutes**

11

**6. Number of Board Meetings Conducted in the 2015-16 School Year**

8

**7. Number of Board Meetings Scheduled for the 2016-17 School Year**

9

**Thank you.**

## Brooklyn Dreams Charter School

### Enrollment and Retention Efforts

Brooklyn Dreams understands the need to enroll and retain specific student populations in numbers comparable to the District 22. With full enrollment and a waiting list, meeting the targets for students with disabilities (SWD), English language learners (ELL) and students who qualify for free and reduced price lunch (FRL) is a challenge.

#### **ELL Recruitment Efforts**

In order to make progress toward our ELL enrollment targets, we have implemented the following strategies, which will continue in the coming school year:

- Advertisements and notifications have been placed in the following publications: La Voz Hispana, Haiti Observateur, Weekly Sada – E Pakistan, World Journal, and Weekly Bangalee. In these publications we specifically mentioned that the school provides services to students for whom English is their second language.
- Fliers were distributed in Chinese, English, Creole, Russian, Spanish, and Urdu to families throughout the community. Distribution sites included daycare centers, grocery stores, community centers, and churches. These fliers invited families to attend the Enrollment Information Meeting.
- An Enrollment Information Meeting was hosted for all parents interested in the school and we provided student applications in a number of languages: Arabic, Bengali, Chinese, English, Haitian Creole, Italian, Korean, Polish, Russian, Spanish, and Urdu. At the enrollment meetings, information regarding the ELL Program and its ability to meet the needs of ELL students was provided. We provided ELL families with strategies to help their children in school, specific English Language Development (ELD) strategies for such parents.
- To ensure the retention of accepted students, and in compliance with federal requirements to identify potential ELL students, the school asked these families to complete a “Home Language Questionnaire.” Information from this survey ensures that each child for whom English is a second language is provided the services he/she needed to succeed in school.
- Marketing materials that describe general school information and ELL and Special Education programs available in English and Spanish, and other languages as requested.
- Brooklyn Dreams’ staff have participated in professional development to provide staff members with tools that they can implement in the classroom to better meet the needs of their English Language Learners.

#### **FRL and SWD Recruitment Efforts**

Brochures that describe our special education programming have been distributed throughout the community. In order to reach the families of special needs students, we utilize many networks that already exist in the community. Brooklyn Dreams’ Student Recruitment Specialist will continue to build relationships with support organizations to gain familiarity with the services they provide. We do this both so we can recommend their support services to the families of accepted or interested students and so these organizations know about our school and its special education program – so that they may recommend our school to the families they serve. We know that most families hear about our school by word of mouth, and we believe that a relationship with these organizations lays the groundwork for informal communications and referrals. In addition, we will continue to work with these organizations to distribute information about our school, our special education program, and our enrollment procedures.

All special needs students (FRL, ELL, and SWD) are made aware of our school's programs through open meetings during the year. The school's parent meetings clearly indicate that we offer a free and appropriate education (FAPE) to all our students in the Least Restrictive Environment. Furthermore, the school has an established relationship with the Committee for Special Education (CSE) for children under its guise and has made materials and applications to Brooklyn Dreams available for distribution to interested parents. We invite parents to meet with the school's Special Education Team and the CSE to develop an Individual Education Plan (IEP) for the child or to work within the parameters of the plan already in place from the child's previous school.

We will continue to monitor the efficacy of our recruitment and enrollment efforts by carefully tracking student enrollment numbers. Through our robust data warehouse, we collect detailed information on trends in at-risk student populations, report to the Board on enrollment trends, and adjust the marketing strategy, as needed, to ensure that parents of these children know that Brooklyn Dreams is dedicated to serving their children's needs.

### **Retention Efforts – All Special Student Populations**

We believe several core elements of our school culture function as linchpins of our recruitment and retention strategy for our special needs students. These elements include the high-quality educational program that we provide, the caring culture that we have established, and our many parent involvement initiatives.

- *Culture and Climate:* We have a school climate and culture that focus purposefully on caring for each student as a family cares for its children. We believe our school-wide behavior and classroom management practices –which we refer to as *Behave with Care* – help attract and retain special needs students. Our Behave with Care program is built on research-based programs for reinforcing positive behaviors, setting clear expectations, and building teacher-student relationships and peer relationships.
- *Parent Involvement:* To ensure that our families feel connected to the school, we have implemented several parent involvement strategies, including
  - Newsletters: Regular newsletters from the principal and teachers are distributed to parents. Important information regarding school-wide performance, initiatives, and programs is included in the newsletter.
  - Social media: We have an excellent website, which gives parents quick and easy access to general information on the school as well as specific information about their children. In addition, we make cautious, appropriate use of Facebook and other social media sites to form connections between school leaders and parents. Parents without access to the internet can use the computer and internet available at the school.
  - Classroom Communication: Teachers frequently send home communications for parents so that they know about everything from weekly schedules to educational goals for students. Teachers also share regular progress reports – via letter, online communication via the school's AtSchool gradebook system, phone calls, and/or in-person meetings. These communications focus on each student's academic progress and performance.
  - Conferences: Parent-teacher conferences are conducted twice each year. These conferences ensure that dedicated time is set aside for each parent to engage and interact with classroom teachers and discuss the progress of his or her child. As needed, staff may also conduct home visits. Each year, we conduct a family orientation at the end of the summer so new and enrolled families can meet the principal, their child's teacher and classmates, and other school staff. We believe these early contacts help establish and sustain a healthy rapport with parents.

- Parent Room: In order to help parents feel at home in the school and to encourage their presence in their child's education, the school building provides a dedicated parent room. This room gives parents a place to gather and build relationships with one another, discuss matters of mutual interest, grow more comfortable with the school, and take some ownership of the school.



# Entry 12 Teacher and Administrator Attrition

Created: 07/22/2016

Last updated: 07/27/2016

Report changes in teacher and administrator staffing.

## Page 1

### Instructions for completing the Teacher and Administrator Attrition Tables

The following tables reflect formatting in the online portal required for Regents authorized charter schools. Schools should provide, for teachers and administrators only, the full time equivalent (FTE) of staff on June 30, 2015; the FTE for added staff from July 1, 2015 through June 30, 2016; and the FTE for any departed staff from July 1, 2015 through June 30, 2016 using the two tables provided.

#### 2015-16 Teacher Attrition Table

	FTE Teachers on June 30, 2015	FTE Teachers Departed 7/1/15 - 6/30/16	FTE Teachers Filling Vacant Positions 7/1/15 - 6/30/16	FTE Teachers Added in New Positions 7/1/15-6/30/16	FTE of Teachers on June 30, 2016
	30	25	35	10	65

#### 2015-16 Administrator Position Attrition Table

	FTE Administrative Positions on June 30, 2015	FTE Administrators Departed 7/1/15 - 6/30/16	FTE Administrators Filling Vacant Positions 7/1/15 - 6/30/16	FTE Administrators Added in New Positions 7/1/15-6/30/16	FTE Administrative Positions on June 30, 2016
	4	1	1	0	4

Thank you

# Brooklyn Dreams Charter School

## 2016-17 School Year

June 20-24 Content Leader Training Option 1

July 11-15 Content Leader Training Option 2

July 25-28 NHA Leadership Summit

23rd-26th NTO

30th Regional PD; 31st Staff PD

1st Staff PD

5th Labor Day; 6th-7th Staff PD; 8th First Day of School

3rd-4th Rosh Hashanah; 5th School Resumes

10th Columbus Day; 12th Yom Kippur

8th Regional PD; 10th End of 1st Qtr; 11th Veterans Day

17th PT Conferences

24th-25th Thanksgiving Recess

28th School Resumes

26th-Jan 2nd Winter Recess

3rd School Resumes; 6th End of 2nd Quarter

16th Dr. Martin Luther King Jr. Day

2nd PT Conferences

17th Regional PD

20th-24th Mid-Winter Recess

27th School Resumes

14th-15th Principals Mtg

10th-18th Spring Recess

19th School Resumes; 21st End of 3rd Quarter

29th Memorial Day

8th Anniversary Day/Staff PD

23rd End of 4th Quarter

28th Last Day of School

Students Do Not Report/ Staff Report All Day

Students Report Half Day/ Staff Report All Day

Students/ Staff Do Not Report

Board Approved: 6/8/16

Last Update: 4/25/2016

180 School Days

7:30am-3:00pm School Hours

7:30am-11:30am (half)

1207 Instructional Hours