



I. SCHOOL INFORMATION AND COVER PAGE (To be Completed By All Charter Schools)

Last updated: 07/31/2015

Please be advised that you will need to complete this task first (including signatures) before all of the other tasks assigned to you by your authorizer are visible on your task page. While completing this task, please ensure that you select the correct authorizer or you may not be assigned the correct tasks.

Page 1

1. SCHOOL NAME AND AUTHORIZER

(Select name from the drop down menu)

SUCCESS ACADEMY CS - SPRINGFIELD (SUNY TRUSTEES) 342900861078

2. CHARTER AUTHORIZER

(For technical reasons, please re-select authorizer name from the drop down menu).

SUNY-Authorized Charter School

3. DISTRICT / CSD OF LOCATION

NYC CSD 29

4. SCHOOL INFORMATION

	PRIMARY ADDRESS	PHONE NUMBER	FAX NUMBER	EMAIL ADDRESS
	132-55 Ridgedale Street, 3rd Floor,Queens, NY 11413	347-514-7060	718-228-3515	[REDACTED]

4a. PHONE CONTACT NUMBER FOR AFTER HOURS EMERGENCIES

Contact Name	Kurt Wilhelm
Title	Associate Director of Operations
Emergency Phone Number (###-###-####)	[REDACTED]

5. SCHOOL WEB ADDRESS (URL)

www.successacademies.org

6. DATE OF INITIAL CHARTER

2013-11-01 00:00:00

7. DATE FIRST OPENED FOR INSTRUCTION

2014-08-01 00:00:00

8. FINAL VERIFIED BEDS ENROLLMENT FOR THE 2014-15 School Year as reported to Department's Office of Information and Reporting Services (via the NYC DOE for charter schools in NYC) in August.

184

9. GRADES SERVED IN SCHOOL YEAR 2014-15

Check all that apply

Grades Served	K, 1
---------------	------

10. DOES THE SCHOOL CONTRACT WITH A CHARTER OR EDUCATIONAL MANAGEMENT ORGANIZATION?

	Yes/No	Name of CMO/EMO
	Yes	Success Academy Charter Schools

10a. Please provide the name and contact information for each of the following individuals who are management level personnel associated with the CMO.

	Name	Work Phone	Alternate Phone	Email Address	Contact this individual also in emergencies
CEO (e.g., network superintendent)	Eva Moskowitz	[REDACTED]		[REDACTED]	Yes
CFO (e.g., network CFO)	Dennis McIntosh	[REDACTED]		[REDACTED]	Yes
Compliance Contact	Emily Kim	[REDACTED]		[REDACTED]	Yes
Complaint Contact	Emily Kim	[REDACTED]		[REDACTED]	Yes

Page 2

11. FACILITIES

Will the School maintain or operate multiple sites?

No, just one site.

12. SCHOOL SITES

Please list the sites where the school will operate in 2015-16.

	Physical Address	Phone Number	District/CSD	Grades Served at Site	School at Full Capacity at Site	Facilities Agreement
Site 1 (same as primary site)	132-55 Ridgedale Street, 3rd Floor, Queens, NY 11413	347-602-4335	CSD 29	K-1	No	DOE space
Site 2						
Site 3						

12a. Please provide the contact information for Site 1 (same as the primary site).

	Name	Work Phone	Alternate Phone	Email Address
School Leader	Michelle Cooper	[REDACTED]		[REDACTED]
Operational Leader	Mark Sweeney	[REDACTED]		[REDACTED]
Compliance Contact	Emily Kim	[REDACTED]		[REDACTED]
Complaint Contact	Emily Kim	[REDACTED]		[REDACTED]

Page 3

14. Were there any revisions to the school's charter during the 2014-2015 school year? (Please include both those that required authorizer approval and those that did not require authorizer approval).

Yes

14a. Summary of Charter Revisions

	Category (Select Best Description)	Specific Revision (150 word limit)	Date Approved by BOT (if applicable)	Date Approved by Authorizer (if applicable)
1	Change in admissions/enrollment policy	An amendment was made to include a lottery preference for English Language Learners in the school's admissions policy, pending US Department of Education guidance.	10/2014	
2	Change in admissions/enrollment policy	An amendment was made to remove a lottery preference for English Language Learners in the school's admissions policy, pursuant to US Department of Education guidance.	3/2015	
3				

4				
5				

15. Name and Position of Individual(s) Who Completed the 2014-15 Annual Report.


Peter Cymrot (Assistant General Counsel)

16. Our signatures below attest that all of the information contained herein is truthful and accurate and that this charter school is in compliance with all aspects of its charter, and with all pertinent Federal, State, and local laws, regulations, and rules. We understand that if any information in any part of this report is found to have been deliberately misrepresented, that will constitute grounds for the revocation of our charter. Check **YES if you agree and use the mouse on your PC or the stylist on your mobile device to sign your name).**


Responses Selected:

Yes

Signature, Head of Charter School



Signature, President of the Board of Trustees



Thank you.



Appendix A: Link to the New York State School Report Card

Last updated: 07/31/2015

Page 1

Charter School Name:

1. NEW YORK STATE REPORT CARD

Provide a direct URL or web link to the most recent New York State School Report Card for the charter school (See <https://reportcards.nysed.gov/>).

(Charter schools completing year one will not yet have a School Report Card or link to one. Please type "URL is not available" in the space provided).

URL is not available



**Success Academy Charter
School – Springfield Gardens**

**2014-15 ACCOUNTABILITY
PLAN
PROGRESS REPORT**

Submitted to the SUNY Charter Schools Institute on:

September 15, 2015

By Jessica Hinel

132-55 Ridgedale Street, Floor 3
Queens, NY 11413
(347) 602-4335

Jessica Hinel, Data Coordinator, prepared this 2014-15 Accountability Progress Report on behalf of the school's board of trustees:

Trustee's Name	Board Position
Sam Cole	Chair
Bryan Binder	Vice Chair
Scott Friedman	Treasurer
Greg Sawers	Secretary
Cate Shainker	
Sam Chainani	
Lance Rosen	
Derrell Bradford	
Khadijah Patrick-Pickel	<i>Ex-officio</i> Parent Representative
Rich Barrera	
Suleman Lunat	
Graham Officer	
Jarrett Posner	
David Nanus	

Michelle Cooper has served as the school leader since the 2014-2015 school year.

INTRODUCTION

The mission of Success Academy Charter School – Springfield Gardens (“SA Springfield Gardens”) is to provide students in New York City with an exceptionally high-quality education that gives them the knowledge, skills, character, and disposition to meet and exceed New York State Common Core Learning Standards and the resources to lead and succeed in school, college, and a competitive global economy.

School Enrollment by Grade Level and School Year¹

School Year	K	1	2	3	4	5	6	7	8	9	10	11	12	Total
2011-12														
2012-13														
2013-14														
2014-15	110	60												170

¹ Enrollment numbers are current as of April 1, 2015. Per instruction from SUNY, enrollment numbers reflect originating charters.

ENGLISH LANGUAGE ARTS

Goal 1: English Language Arts

Students will demonstrate proficiency in reading, writing, and comprehending the English language.

Background

Believing that all students can succeed, SA Springfield Gardens goes above and beyond Common Core standards. SA Springfield Gardens uses THINK Literacy, a comprehensive balanced literacy program, in all grades. THINK Literacy was developed in-house by the Instructional Management team at Success Academy Charter Schools, the charter management organization. There are many components of THINK, including Shared Text, Guided Reading, Read Aloud with Discussion, Reading Workshop, and Writing Workshop. During Shared Text, the teacher displays a text and the whole class reads and analyzes it together, giving students practice interpreting brief, engaging texts. During Guided Reading, the teacher works with a small group of students to read and comprehend a book that is one level above what they can read and understand independently. During Read Aloud with Discussion, the teacher models the internal thinking that excellent readers exhibit, and students discuss their ideas about the book with their classmates. During Reading Workshop and Writing Workshop, students internalize key aspects of great reading and writing, through direct instruction, independent work, and partner work. All THINK components press students to read, write, think, and speak with clarity and precision.

In kindergarten and first grade, students also receive extensive phonics instruction. This early literacy curriculum is modeled on an enhanced version of Success For All (SFA), which has a proven track record in urban schools and has been implemented in 1,300 schools around the United States.

Students are assessed in reading regularly. They progress to the next instructional reading level when ready. Thus, children are assigned to appropriate reading levels based on reading performance, not age or grade.

SA Springfield Gardens enforces specific protocols for how it collects, distributes, and analyzes data. These protocols work to help teachers and school leaders freely access information in real-time. In a fast-paced and constantly changing school environment, having ready access to academic data empowers the staff to better decide how to expend time and resources so as to maximize student achievement.

SA Springfield Gardens views its teachers as Olympic athletes who must constantly train and improve their skills. Professional development is a regular part of their professional responsibilities as it develops skills, provides content area knowledge, and improves pedagogical techniques so that the teachers are prepared to “win the race” that is educating children. Further information is available in the school’s charter.

Goal 1: Absolute Measure

Each year, 75 percent of all tested students enrolled in at least their second year will perform at proficiency on the New York State English language arts examination for grades 3-8.

This measure assumes that the general format and structure of the State ELA exam will remain consistent. To the extent that there are significant format and structure changes to the exam, the school understands that its authorizer will take such changes into account when assessing the school's performance.

Method

This school did not serve testing grades for the New York State English language arts examination in 2014-15.

Results

Not applicable.

Evaluation

Not applicable.

Additional Evidence

Not applicable.

Goal 1: Absolute Measure

Each year, the school's aggregate Performance Level Index ("PLI") on the State English language arts exam will meet the Annual Measurable Objective ("AMO") set forth in the state's NCLB accountability system.

Method

This school did not serve testing grades for the New York State English language arts examination in 2014-15.

Results

Not applicable.

Evaluation

Not applicable.

Goal 1: Comparative Measure

Each year, the percent of all tested students who are enrolled in at least their second year and performing at proficiency on the state English language arts exam will be greater than

that of all students in the same tested grades in the local school district.

Method

This school did not serve testing grades for the New York State English language arts examination in 2014-15 or in any of the comparison years.

Results

Not applicable.

Evaluation

Not applicable.

Additional Evidence

Not applicable.

Goal 1: Comparative Measure

Each year, the school will exceed its predicted level of performance on the state English language arts exam by an Effect Size of 0.3 or above (performing higher than expected to a meaningful degree) according to a regression analysis controlling for economically disadvantaged students among all public schools in New York State.

Method

SUNY has not provided Effect Size data.

Results

Not applicable.

Results

Not applicable.

Additional Evidence

Not applicable.

Goal 1: Growth Measure²

Each year, under the state's Growth Model, the school's mean unadjusted growth percentile in English language arts for all tested students in grades 4-8 will be above the state's unadjusted median growth percentile.

Method

² See Guidelines for [Creating a SUNY Accountability Plan](#) for an explanation.

This school did not serve testing grades for the New York State English language arts examination in 2014-15.

Results

Not applicable.

Evaluation

Not applicable.

Additional Evidence

Not applicable.

Summary of the English Language Arts Goal

Type	Measure	Outcome
Absolute	Each year, 75 percent of all tested students who are enrolled in at least their second year will perform at proficiency on the New York State English language arts exam for grades 3-8. This measure assumes that the general format and structure of the State ELA exam will remain consistent. To the extent that there are significant format and structure changes to the exam, the school understands that its authorizer will take such changes into account when assessing the school's performance.	N/A
Absolute	Each year, the school's aggregate Performance Level Index (PLI) on the state English language arts exam will meet that year's Annual Measurable Objective (AMO) set forth in the state's NCLB accountability system.	N/A
Comparative	Each year, the percent of all tested students who are enrolled in at least their second year and performing at proficiency on the state English language arts exam will be greater than that of students in the same tested grades in the local school district.	N/A
Comparative	Each year, the school will exceed its predicted level of performance on the state English language arts exam by an Effect Size of 0.3 or above (performing higher than expected to a small degree) according to a regression analysis controlling for economically disadvantaged students among all public schools in New York State. (Using 2013-14 school district results.)	N/A
Growth	Each year, under the state's Growth Model the school's mean unadjusted growth percentile in English language arts for all tested students in grades 4-8 will be above the state's unadjusted median growth percentile.	N/A

Action Plan

While progress cannot yet be measured quantitatively, the school remains confident that the program and curriculum described here and in the charter will lead to academic

achievement that meets the goals outlined in the Accountability Plan.

MATHEMATICS

Goal 2: Mathematics

Students will show competency in their understanding and application of mathematical computation and problem solving.

Background

SA Springfield Gardens uses Cognitively Guided Instruction (CGI) and the Investigations math program. Some of its key elements are described below:

- Problem Solving – CGI offers students a chance to solve real world, contextualized mathematical problems using conceptual understanding. Students learn the basics of problem solving strategies by solving daily word problems that require critical thinking and both written and verbal expression of mathematical reasoning. Students work individually to solve a problem and then share their strategies with their peers. The teacher leads a discussion based on student strategies that leads to understanding of mathematical properties.
- Assessment – SA Springfield Gardens administers Math Interim Assessments and weekly quizzes to determine the progress of students with respect to the Common Core standards. Teachers use the data to inform future instruction.
- Common Core State Standard Alignment – SA Springfield Gardens has mapped the scope and sequence of CGI and the Investigations math program to closely align with the Common Core. This scope and sequence closely follows the state and national requirements of what students should know and be able to do at each administration of the state math assessments. By aligning closely with the Common Core and assessments, teachers will have a much better sense of where their students stand in SA Springfield Gardens's goal of preparing all students for college-track level mathematics in middle and high school.
- Conceptual Understanding – Investigations math places an emphasis on open-ended exploration and interactive learning components to each lesson to let students make sense of mathematics by building on ideas and observations from previous experiences. By learning mathematical ideas and procedures that is grounded in meaning, students are able to apply their thinking to new situations and unfamiliar problems. CGI uses daily world problems to give students meaning, understanding, and application to the math they learn.
- Computational Fluency – SA Springfield Gardens also provides students with regular math facts practice because it recognizes the importance of computational fluency. Math facts quizzes emphasize both accuracy and speed.

Goal 2: Absolute Measure

Each year, 75 percent of all tested students enrolled in at least their second year will

perform at proficiency on the New York State mathematics examination for grades 3-8.

This measure assumes that the general format and structure of the State mathematics exam will remain consistent. To the extent that there are significant format and structure changes to the exam, the school understands that its authorizer will take such changes into account when assessing the school's performance.

Method

This school did not serve testing grades for the New York State mathematics examination in 2014-15.

Results

Not applicable.

Evaluation

Not applicable.

Additional Evidence

Not applicable.

Goal 2: Absolute Measure

Each year, the school's aggregate Performance Level Index (PLI) on the State mathematics exam will meet the Annual Measurable Objective (AMO) set forth in the state's NCLB accountability system.

Method

This school did not serve testing grades for the New York State mathematics examination in 2014-15.

Results

Not applicable.

Evaluation

Not applicable.

Goal 2: Comparative Measure

Each year, the percent of all tested students who are enrolled in at least their second year and performing at proficiency on the state mathematics exam will be greater than that of all students in the same tested grades in the local school district.

Method

This school did not serve testing grades for the New York State mathematics examination in 2014-15 or in any of the comparison years.

Results

Not applicable.

Evaluation

Not applicable.

Additional Evidence

Not applicable.

Goal 2: Comparative Measure

Each year, the school will exceed its predicted level of performance on the state mathematics exam by an Effect Size of 0.3 or above (performing higher than expected to a meaningful degree) according to a regression analysis controlling for economically disadvantaged students among all public schools in New York State.

Method

SUNY has not provided Effect Size data.

Results

Not applicable.

Evaluation

Not applicable.

Additional Evidence

Not applicable.

Goal 2: Growth Measure³

Each year, under the state's Growth Model, the school's mean unadjusted growth percentile in mathematics for all tested students in grades 4-8 will be above the state's unadjusted median growth percentile.

Method

This school did not serve testing grades for the New York State mathematics examination in 2014-15.

³ See Guidelines for [Creating a SUNY Accountability Plan](#) for an explanation.

Results

Not applicable.

Evaluation

Not applicable.

Additional Evidence

Not applicable.

Summary of the Mathematics Goal

Type	Measure	Outcome
Absolute	Each year, 75 percent of all tested students who are enrolled in at least their second year will perform at proficiency on the New York State mathematics exam for grades 3-8. This measure assumes that the general format and structure of the State math exam will remain consistent. To the extent that there are significant format and structure changes to the exam, the school understands that its authorizer will take such changes into account when assessing the school's performance.	N/A
Absolute	Each year, the school's aggregate Performance Level Index (PLI) on the state mathematics exam will meet that year's Annual Measurable Objective (AMO) set forth in the state's NCLB accountability system.	N/A
Comparative	Each year, the percent of all tested students who are enrolled in at least their second year and performing at proficiency on the state mathematics exam will be greater than that of students in the same tested grades in the local school district.	N/A
Comparative	Each year, the school will exceed its predicted level of performance on the state mathematics exam by an Effect Size of 0.3 or above (performing higher than expected to a small degree) according to a regression analysis controlling for economically disadvantaged students among all public schools in New York State. (Using 2013-14 school district results.)	N/A
Growth	Each year, under the state's Growth Model the school's mean unadjusted growth percentile in mathematics for all tested students in grades 4-8 will be above the state's unadjusted median growth percentile.	N/A

Action Plan

While progress cannot yet be measured quantitatively, the school remains confident that the program and curriculum described here and in the charter will lead to academic achievement that meets the goals outlined in the Accountability Plan.

SCIENCE

Goal 3: Science

Students will understand and apply scientific principles at a proficient level.

Background

The school's curriculum is unique in its attention to science, including unprecedented daily instruction. The school uses a discovery-based, experiential approach to science, guided by the most influential authorities on elementary science education today, the American Association for the Advancement of Science Benchmarks and the National Resource Council National Science Education Standards. Taught by specialized science teachers, students have hands-on experience with objects, materials, and organisms to understand the natural world. The curriculum provides students with a solid foundation in discovery-based science to ensure that they can excel in middle and high school science classes.

Goal 3: Absolute Measure

Each year, 75 percent of all tested students enrolled in at least their second year will perform at proficiency on the New York State science examination.

This measure assumes that the general format and structure of the State science exam will remain consistent. To the extent that there are significant format and structure changes to the exam, the school understands that its authorizer will take such changes into account when assessing the school's performance.

Method

This school did not serve testing grades for the New York State science examination in 2014-15.

Results

Not applicable.

Evaluation

Not applicable.

Additional Evidence

Not applicable.

Goal 3: Comparative Measure

Each year, the percent of all tested students enrolled in at least their second year and performing at proficiency on the state science exam will be greater than that of all students in the same tested grades in the local school district.

Method

This school did not serve testing grades for the New York State science examination in 2014-15 or in any of the comparison years.

Results

Not applicable.

Evaluation

Not applicable.

Additional Evidence

Not applicable.

Summary of the Science Goal

Type	Measure	Outcome
Absolute	Each year, 75 percent of all tested students enrolled in at least their second year will perform at proficiency on the New York State examination. This measure assumes that the general format and structure of the State science exam will remain consistent. To the extent that there are significant format and structure changes to the exam, the school understands that its authorizer will take such changes into account when assessing the school's performance.	N/A
Comparative	Each year, the percent of all tested students enrolled in at least their second year and performing at proficiency on the state exam will be greater than that of all students in the same tested grades in the local school district.	N/A

Action Plan

While progress cannot yet be measured quantitatively, the school remains confident that the program and curriculum described here and in the charter will lead to academic achievement that meets the goals outlined in the Accountability Plan.

NCLB

Goal 4: NCLB

The school will make Adequate Yearly Progress.

Goal 4: Absolute Measure

Under the state's NCLB accountability system, the school's Accountability Status is in good standing: the state has not identified the school as a Focus School nor determined that it has met the criteria to be identified as school requiring a local assistance plan.

Method

Because *all* students are expected to meet the state's learning standards, the federal No Child Left Behind legislation stipulates that various sub-populations and demographic categories of students among all tested students must meet state proficiency standards. New York, like all states, established a system for making these determinations for its public schools. Each year the state issues School Report Cards. The report cards indicate each school's status under the state's No Child Left Behind (NCLB) accountability system.

Results

SA Springfield Gardens did not receive an NCLB status in 2014-15.

Evaluation

Not applicable.

Additional Evidence

Not applicable.



Appendix B: Total Expenditures and Administrative Expenditures per Child

Last updated: 07/31/2015

Page 1

Charter School Name:

B. Financial Information

This information is required of ALL charter schools. Provide the following measures of fiscal performance of the charter school in Appendix B (Total Expenditures and Administrative Expenditures Per Child):

1. Total Expenditures Per Child

To calculate '**Total Expenditures per Child**' take total expenditures (from the unaudited 2014-15 Schedule of Functional Expenses) and divide by the year end per pupil count. (Integers Only. No dollar signs or commas).

Line 1: Total Expenditures	2850224
Line 2: Year End Per Pupil Count	184
Line 3: Divide Line 1 by Line 2	15490

2. Administrative Expenditures per Child

To calculate '**Administrative Expenditures per Child**' take the relevant portion from the 'personnel services cost' row and the 'management and general' column (from the unaudited 2014-15 Schedule of Functional Expenses) and divide by the year end per pupil count. The relevant portion that must be included in this calculation is defined as follows:

Administrative Expenditures: Administration and management of the charter school includes the activities and personnel of the offices of the chief school officers, the treasurer, the finance or business offices, the purchasing unit, the employee personnel offices, the records management offices, or a public information and services offices. It also includes those administrative and management services provided by other organizations or corporations on behalf of the charter school for which the charter school pays a fee or other compensation.

Please note the following:

- Do not include the FTE of personnel dedicated to administration of the instructional programs.
- Do not include Employee Benefit costs or expenditures in the above calculations.
- A template for the Schedule of Functional Expenses is provided on page 20 of the 2014-15 Annual Report Guidelines to assist schools identify the categories of expenses needed to compute the two per pupil calculations. This template does not need to be completed or submitted on August 1st as it will be submitted November 1st as part of the audited financial statements. Therefore schools should use unaudited amounts for these per pupil calculations. (See the 2014-15 Annual Report Guidelines in "Resources" area of your portal task page).

To calculate '**Administrative Expenditures per Child**' take the relevant portion from the 'personnel services cost' row and the 'management and general' column (from the 2014-15 Schedule of Functional Expenses) and divide by the year end per pupil count. (Integers Only. No dollar signs or commas).

Line 1: Relevant Personnel Services Cost (Row)	108243
Line 2: Management and General Cost (Column)	375748
Line 3: Sum of Line 1 and Line 2	483991
Line 4: Year End Per Pupil Count	184
Line 5: Divide Line 3 by the Year End Per Pupil Count	2630

Thank you.



Charter Schools Institute
The State University of New York

GENERAL INSTRUCTIONS FOR ANNUAL BUDGET/QUARTERLY REPORT

TEMPLATE TABS


1- GRAY tab contains the Instructions


Instructions	Provides description of tabs and input requirements.
------------------------------	--


2- BLUE tabs require input of information

1.) Name of School	Enter school name, contact information and academic year for the yearly budget and quarterly reports.
2.) Enrollment	Enter enrollment information on this tab. Use for inputting BOTH Annual Budget (& Revisions) and Quarterly Actuals. Includes: >Enrollment by Grade >Enrollment by District
3.) Staffing Plan	Enter staffing plan information on this tab. Use for inputting BOTH Annual Budget (& Revisions) and Quarterly Actuals. Includes: >Full Time Equivalent (FTE), by Position Category, By Quarter >Average Wage, by Position Category, By Quarter
4.) Yearly Budget	Enter data in light blue cells. >Enrollment data and Per Pupil Revenue for the current year are populated based upon input on tab "2.) Enrollment." >Avg FTE and Personnel Costs for current year are populated based upon input on tab "3.) Staffing Plan." >"Pior Year" column may be completed based upon preliminary data, and adjusted with Annual Audited data when the Quarter 2 Actuals are being submitted. >Budget Revisions, as necessary and approved by the school's Board of Directors, should be submitted when submitting Quarterly Actuals.
5.) Balance Sheet	Enter data in light blue cells. >"Pior Year" column may be completed based upon preliminary data, and adjusted with Annual Audited data when the Quarter 2 Actuals are being submitted.
6.) Quarterly Report	Enter data in light blue cells. >Enrollment data and Per Pupil Revenue for the current year are populated based upon input on tab "2.) Enrollment." >Avg FTE and Personnel Costs for current year are populated based upon input on tab "3.) Staffing Plan."
7.) Annual Report Requirement	Complete when submitting Actual Quarter 4.

CELL COLORS & GUIDANCE COMMENTS

 = Enter information into the light BLUE shaded cells.

 = Cells labeled in ORANGE containe guidance regarding the input of information.

 = Cells containing RED triangles in the upper right corner contain "guidance comments" on that particular line item. Please "mouse-over" the triangle to reveal each comment.

Charter Funding Alphabetical By NYS School District
*** (Sum of Charter School Basic Tuition and Supplemental Basic Tuition)**

District Code	School District Name	Final 2014-15 Basic Tuition*	Final 2015-16 Basic Tuition*
--------------------------	-----------------------------	---	---



Charter Schools Institute
The State University of New York

ANNUAL BUDGET & QUARTERLY REPORT TEMPLATE

Success Academy Springfield Garden

Contact Name: James Stotz

Contact Title: Controller

Contact Email: [REDACTED]

Contact Phone: [REDACTED]

Current Academic Year: 2015-16

Prior Academic Year: #NAME?

ENROLLMENT BY GRADES								
GRADES	K	1	2	3	4	5	6	7
INITIAL BUDGETED ENROLLMENT	60	120	60	0	0	0	0	0
TOTAL ENROLLMENT = 240								

ENROLLMENT BY DISTRICT									
		PRIOR YEAR ACTUAL	ANNUAL BUDGET TOTAL DISTRICTS/ENROLLMENT BY QUARTER						
			QUARTER 1		QUARTER 2		QUARTER 3		QUAR
			Original	Revised	Original	Revised	Original	Revised	Original
NUMBER OF SCHOOL DISTRICTS ENROLLED:		0	1	0	1	0	1		
NUMBER OF STUDENTS ENROLLED:		0	229.89	0	229.89	0	229.89		
			NOTE: IF there are NO Annual Budget revisions leave "Revised Budgeted Enrollment" Column(s) COM BLANK. IF "Revised Budgeted Enrollment" column is utilized, all cells in the entire column should be com						
		PRIOR YEAR #NAME? Actual Enrollment	ANNUAL BUDGET ENROLLMENT BY QUARTER						
			QUARTER 1		QUARTER 2		QUARTER 3		QUAR
			Original Budgeted Enrollment	Revised Budgeted Enrollment	Original Budgeted Enrollment	Revised Budgeted Enrollment	Original Budgeted Enrollment	Revised Budgeted Enrollment	Original Budgeted Enrollment
PRIMARY/OTHER			229.89		229.89		229.89		
1 PRIMARY District	NYC CHANCELLOR'S OFFICE								
2 SECONDARY District	(Select from drop-down list)								
Other District 3	(Select from drop-down list)								
Other District 4	(Select from drop-down list)								
Other District 5	(Select from drop-down list)								
Other District 6	(Select from drop-down list)								
Other District 7	(Select from drop-down list)								
Other District 8	(Select from drop-down list)								
Other District 9	(Select from drop-down list)								
Other District 10	(Select from drop-down list)								
Other District 11	(Select from drop-down list)								
Other District 12	(Select from drop-down list)								
Other District 13	(Select from drop-down list)								
Other District 14	(Select from drop-down list)								
Other District 15	(Select from drop-down list)								
Other District 16	(Select from drop-down list)								
Other District 17	(Select from drop-down list)								
Other District 18	(Select from drop-down list)								
Other District 19	(Select from drop-down list)								
Other District 20	(Select from drop-down list)								
Other District 21	(Select from drop-down list)								
Other District 22	(Select from drop-down list)								
Other District 23	(Select from drop-down list)								
Other District 24	(Select from drop-down list)								
Other District 25	(Select from drop-down list)								
Other District 26	(Select from drop-down list)								
Other District 27	(Select from drop-down list)								
Other District 28	(Select from drop-down list)								
Other District 29	(Select from drop-down list)								
Other District 30	(Select from drop-down list)								
Other District 31	(Select from drop-down list)								
Other District 32	(Select from drop-down list)								
Other District 33	(Select from drop-down list)								
Other District 34	(Select from drop-down list)								
Other District 35	(Select from drop-down list)								
Other District 36	(Select from drop-down list)								
Other District 37	(Select from drop-down list)								
Other District 38	(Select from drop-down list)								
Other District 39	(Select from drop-down list)								
Other District 40	(Select from drop-down list)								
Other District 41	(Select from drop-down list)								
Other District 42	(Select from drop-down list)								
Other District 43	(Select from drop-down list)								
Other District 44	(Select from drop-down list)								
Other District 45	(Select from drop-down list)								
Other District 46	(Select from drop-down list)								
Other District 47	(Select from drop-down list)								
Other District 48	(Select from drop-down list)								
Other District 49	(Select from drop-down list)								
Other District 50	(Select from drop-down list)								

ARDEN

8	9	10	11	12
0	0	0	0	0

	ACTUAL QUARTERLY TOTAL DISTRICTS/ENROLLMENT			
TER 4	QUARTER 1	QUARTER 2	QUARTER 3	QUARTER 4
Revised	Actual	Actual	Actual	Actual
0	0	0	0	0
0	0	0	0	0
PLETELY pleted.				
	ACTUAL ENROLLMENT BY QUARTER			
TER 4	QUARTER 1	QUARTER 2	QUARTER 3	QUARTER 4
Revised Budgeted Enrollment	Actual Enrollment	Actual Enrollment	Actual Enrollment	Actual Enrollment

STAFFING PLAN - FULL TIME EQUIVALEN

***NOTE:** If there are NO budget revisions at the time of quarterly submittal leave the 'REVISED' Column(s) COMPLETE. IF the Revised Budget column IS utilized, the ENTIRE column should be completed for both the FTE and WAGES se

ADMINISTRATIVE PERSONNEL FTE		ANNUAL BUDGETED FTE						
*NOTE: Enter the number of FTE positions in the "blue" cells.		Q1		Q2		Q3		Q4
		Original	Revised	Original	Revised	Original	Revised	Original
Executive Management								
Instructional Management		1.0		1.0		1.0		1.0
Deans, Directors & Coordinators		1.0		1.0		1.0		1.0
CFO / Director of Finance								
Operation / Business Manager		3.0		3.0		3.0		3.0
Administrative Staff								
TOTAL ADMINISTRATIVE STAFF	0.0	5.0	0.0	5.0	0.0	5.0	0.0	5.0
INSTRUCTIONAL PERSONNEL FTE		ANNUAL BUDGETED FTE						
*NOTE: Enter the number of FTE positions in the "blue" cells.		Q1		Q2		Q3		Q4
		Original	Revised	Original	Revised	Original	Revised	Original
Teachers - Regular		10.0		10.0		10.0		10.0
Teachers - SPED		1.0		1.0		1.0		1.0
Substitute Teachers		0.0		0.0		0.0		0.0
Teaching Assistants		6.0		6.0		6.0		6.0
Specialty Teachers		2.0		2.0		2.0		2.0
Aides		0.0		0.0		0.0		0.0
Therapists & Counselors		0.5		0.5		0.5		0.5
Other		0.0		0.0		0.0		0.0
TOTAL INSTRUCTIONAL	0.0	19.5	0.0	19.5	0.0	19.5	0.0	19.5
NON-INSTRUCTIONAL PERSONNEL FTE		ANNUAL BUDGETED FTE						
*NOTE: Enter the number of FTE positions in the "blue" cells.		Q1		Q2		Q3		Q4
		Original	Revised	Original	Revised	Original	Revised	Original
Nurse		0.0		0.0		0.0		0.0
Librarian		0.0		0.0		0.0		0.0
Custodian		0.0		0.0		0.0		0.0
Security		0.0		0.0		0.0		0.0
Other		0.0		0.0		0.0		0.0
TOTAL NON-INSTRUCTIONAL	0.0	0.0	0.0	0.0	0.0	0.0	0.0	0.0
TOTAL PERSONNEL SERVICE FTE	0.0	24.5	0.0	24.5	0.0	24.5	0.0	24.5

STAFFING PLAN - WAGES

ADMINISTRATIVE PERSONNEL WAGES		ANNUAL BUDGETED WAGES						
*NOTE: Enter the average salary for each category in the "blue" cells.	2014-15	Q1		Q2		Q3		Q
	ACTUAL	Original	Revised	Original	Revised	Original	Revised	Original
Executive Management		109935.6		109935.6		109935.6		109935.6
Instructional Management		52533.7		52533.7		52533.7		52533.7
Deans, Directors & Coordinators				0.0		0.0		0.0
CFO / Director of Finance		64744.2		64744.2		64744.2		64744.2
Operation / Business Manager								
Administrative Staff								
INSTRUCTIONAL PERSONNEL WAGES		ANNUAL BUDGETED WAGES						
*NOTE: Enter the average salary for each category in the "blue" cells.	2014-15	Q1		Q2		Q3		Q
	ACTUAL	Original	Revised	Original	Revised	Original	Revised	Original
Teachers - Regular		63702.8		63702.7529496		63702.7529496		63702.7529496
Teachers - SPED		58021.5		58021.544191		58021.544191		58021.544191
Substitute Teachers		0.0		0		0		0
Teaching Assistants		47384.3		47384.2610893		47384.2610893		47384.2610893
Specialty Teachers		59290.8		59290.7654702		59290.7654702		59290.7654702
Aides		0.0		0		0		0
Therapists & Counselors		67691.8		67691.8015562		67691.8015562		67691.8015562
Other		0.0		0		0		0
NON-INSTRUCTIONAL PERSONNEL WAGES		ANNUAL BUDGETED WAGES						
*NOTE: Enter the average salary for each category in the "blue" cells.	2014-15	Q1		Q2		Q3		Q
	ACTUAL	Original	Revised	Original	Revised	Original	Revised	Original
Nurse								
Librarian								
Custodian								
Security								
Other								

ARDEN

FTE ("FTE")

TELY BLANK.
ctions.

***NOTE:** State the assumptions that are being made for personnel FTE levels in the section provided below.

ADMINISTRATIVE PERSONNEL FTE		ACTUAL QUARTERLY FTE				Description of Assumptions
*NOTE: Enter the number of FTE positions in the "blue" cells.	4	Q1	Q2	Q3	Q4	
	Revised	Actual	Actual	Actual	Actual	
Executive Management						
Instructional Management						
Deans, Directors & Coordinators						
CFO / Director of Finance						
Operation / Business Manager						
Administrative Staff						
TOTAL ADMINISTRATIVE STAFF	0.0	0.0	0.0	0.0	0.0	
INSTRUCTIONAL PERSONNEL FTE		ACTUAL QUARTERLY FTE				Description of Assumptions
*NOTE: Enter the number of FTE positions in the "blue" cells.	4	Q1	Q2	Q3	Q4	
	Revised	Actual	Actual	Actual	Actual	
Teachers - Regular						
Teachers - SPED						
Substitute Teachers						
Teaching Assistants						
Specialty Teachers						
Aides						
Therapists & Counselors						
Other						
TOTAL INSTRUCTIONAL	0.0	0.0	0.0	0.0	0.0	
NON-INSTRUCTIONAL PERSONNEL FTE		ACTUAL QUARTERLY FTE				Description of Assumptions
*NOTE: Enter the number of FTE positions in the "blue" cells.	4	Q1	Q2	Q3	Q4	
	Revised	Actual	Actual	Actual	Actual	
Nurse						
Librarian						
Custodian						
Security						
Other						
TOTAL NON-INSTRUCTIONAL	0.0	0.0	0.0	0.0	0.0	
TOTAL PERSONNEL SERVICE FTE						
	0.0	0.0	0.0	0.0	0.0	

ARDEN

ADMINISTRATIVE PERSONNEL WAGES		ACTUAL QUARTERLY WAGES				Description of Assumptions
*NOTE: Enter the average salary for each category in the "blue" cells.	4	Q1 Actual	Q2 Actual	Q3 Actual	Q4 Actual	
Executive Management	Revised					
Instructional Management						
Deans, Directors & Coordinators						
CFO / Director of Finance						
Operation / Business Manager						
Administrative Staff						
INSTRUCTIONAL PERSONNEL WAGES		ACTUAL QUARTERLY WAGES				Description of Assumptions
*NOTE: Enter the average salary for each category in the "blue" cells.	4	Q1 Actual	Q2 Actual	Q3 Actual	Q4 Actual	
Teachers - Regular	Revised					
Teachers - SPED						
Substitute Teachers						
Teaching Assistants						
Specialty Teachers						
Aides						
Therapists & Counselors						
Other						
NON-INSTRUCTIONAL PERSONNEL WAGES		ACTUAL QUARTERLY WAGES				Description of Assumptions
*NOTE: Enter the average salary for each category in the "blue" cells.	4	Q1 Actual	Q2 Actual	Q3 Actual	Q4 Actual	
Nurse	Revised					
Librarian						
Custodian						
Security						
Other						

SUCCESS ACADEMY SPRINGFIELD GAF
Budget / Operating Plan
2015-16

Total Revenue	-	#NAME?	#NAME?	#NAME?	#NAME?	#NAME?	#NAME?	#NAME?
Total Expenses	-	849,551	#NAME?	#NAME?	849,551	#NAME?	#NAME?	849,551
Net Income	-	#NAME?	#NAME?	#NAME?	#NAME?	#NAME?	#NAME?	#NAME?
Actual Student Enrollment	-	230	-	-	230	-	-	230
	Prior Year Actual	1st Quarter - 7/1 - 9/30			2nd Quarter - 10/1 - 12/31			3rd Quarter - 1/1 - 3/31
	#NAME?	Original Budget	Revised Budget	Variance	Original Budget	Revised Budget	Variance	Original Budget
REVENUE REVENUES FROM STATE SOURCES <div> <div>2015-16</div> <div>Per Pupil Revenue</div> <div>Per Pupil Rate</div> <div> <div>NYC CHANCELLOR'S OFFICE</div> <div>#NAME?</div> <div>#N/A</div> <div>#N/A</div> <div>#N/A</div> <div>#N/A</div> <div>#N/A</div> <div>#N/A</div> <div>#N/A</div> <div>#N/A</div> <div>#N/A</div> <div>#N/A</div> <div>#N/A</div> <div>#N/A</div> <div>#N/A</div> <div>#N/A</div> <div>#N/A</div> <div>#N/A</div> <div>#N/A</div> <div>ALL OTHER School Districts: (Weighted Avg)</div> <div>TOTAL Per Pupil Revenue (Weighted Average Per Pupil Funding)</div> <div>Special Education Revenue</div> <div>Grants</div> <div>Stimulus</div> <div>DYCD (Department of Youth and Community Development)</div> <div>Other</div> <div>Other</div> <div>TOTAL REVENUE FROM STATE SOURCES</div> </div> </div>								
REVENUE FROM FEDERAL FUNDING <div> <div>IDEA Special Needs</div> <div>Title I</div> <div>Title Funding - Other</div> <div>School Food Service (Free Lunch)</div> <div>Grants</div> <div>Charter School Program (CSP) Planning & Implementation</div> <div>Other</div> <div>Other</div> <div>TOTAL REVENUE FROM FEDERAL SOURCES</div> </div>								
LOCAL and OTHER REVENUE <div> <div>Contributions and Donations</div> <div>Fundraising</div> <div>Erate Reimbursement</div> <div>Earnings on Investments</div> <div>Interest Income</div> <div>Food Service (Income from meals)</div> <div>Text Book</div> <div>OTHER</div> <div>TOTAL REVENUE FROM LOCAL and OTHER SOURCES</div> </div>								
TOTAL REVENUE	-	#NAME?	#NAME?	#NAME?	#NAME?	#NAME?	#NAME?	#NAME?

NOTE* If there are NO budget revisions at the time of quarterly submittal leave 'REVISED BUDGET' column blank. If Revised Budget column is utilized, the entire column MUST be completed.

SUCCESS ACADEMY SPRINGFIELD GAF
Budget / Operating Plan
2015-16

Total Revenue	-	#NAME?	#NAME?	#NAME?	#NAME?	#NAME?	#NAME?	#NAME?
Total Expenses	-	849,551	#NAME?	#NAME?	849,551	#NAME?	#NAME?	849,551
Net Income	-	#NAME?	#NAME?	#NAME?	#NAME?	#NAME?	#NAME?	#NAME?
Actual Student Enrollment	-	230	-	-	230	-	-	230

	Prior Year Actual	1st Quarter - 7/1 - 9/30			2nd Quarter - 10/1 - 12/31			3rd Quarter - 1/1 - 3/31
		Original Budget	Revised Budget	Variance	Original Budget	Revised Budget	Variance	
#NAME?								

EXPENSES

ADMINISTRATIVE STAFF PERSONNEL COSTS

ADMINISTRATIVE STAFF PERSONNEL COSTS	Avg. No. of Positions								
Executive Management	-	-	-	-	#NAME?	-	-	#NAME?	-
Instructional Management	1.00	-	27,484	-	#NAME?	27,484	-	#NAME?	27,484
Deans, Directors & Coordinators	1.00	-	13,133	-	#NAME?	13,133	-	#NAME?	13,133
CFO / Director of Finance	-	-	-	-	#NAME?	-	-	#NAME?	-
Operation / Business Manager	3.00	-	48,558	-	#NAME?	48,558	-	#NAME?	48,558
Administrative Staff	-	-	-	-	#NAME?	-	-	#NAME?	-
TOTAL ADMINISTRATIVE STAFF	5.00	-	89,175	-	#NAME?	89,175	-	#NAME?	89,175

INSTRUCTIONAL PERSONNEL COSTS

INSTRUCTIONAL PERSONNEL COSTS									
Teachers - Regular	10.00	-	159,257	-	#NAME?	159,257	-	#NAME?	159,257
Teachers - SPED	1.00	-	14,505	-	#NAME?	14,505	-	#NAME?	14,505
Substitute Teachers	-	-	-	-	#NAME?	-	-	#NAME?	-
Teaching Assistants	6.00	-	71,076	-	#NAME?	71,076	-	#NAME?	71,076
Specialty Teachers	2.00	-	29,645	-	#NAME?	29,645	-	#NAME?	29,645
Aides	-	-	-	-	#NAME?	-	-	#NAME?	-
Therapists & Counselors	0.50	-	8,461	-	#NAME?	8,461	-	#NAME?	8,461
Other	-	-	-	-	#NAME?	-	-	#NAME?	-
TOTAL INSTRUCTIONAL	19.50	-	282,946	-	#NAME?	282,946	-	#NAME?	282,946

NON-INSTRUCTIONAL PERSONNEL COSTS

Nurse	-	-	-	-	#NAME?	-	-	#NAME?	-
Librarian	-	-	-	-	#NAME?	-	-	#NAME?	-
Custodian	-	-	-	-	#NAME?	-	-	#NAME?	-
Security	-	-	-	-	#NAME?	-	-	#NAME?	-
Other	-	-	-	-	#NAME?	-	-	#NAME?	-
TOTAL NON-INSTRUCTIONAL	-	-	-	-	#NAME?	-	-	#NAME?	-

SUBTOTAL PERSONNEL SERVICE COSTS

PAYROLL TAXES AND BENEFITS

TOTAL PAYROLL TAXES AND BENEFITS	-	32,856	-	#NAME?	32,856	-	#NAME?	32,856
Payroll Taxes	-	32,856	-	#NAME?	32,856	-	#NAME?	32,856
Fringe / Employee Benefits	-	59,332	-	#NAME?	59,332	-	#NAME?	59,332
Retirement / Pension	-	9,802	-	#NAME?	9,802	-	#NAME?	9,802
TOTAL PAYROLL TAXES AND BENEFITS	-	101,991	-	#NAME?	101,991	-	#NAME?	101,991

TOTAL PERSONNEL SERVICE COSTS

CONTRACTED SERVICES

CONTRACTED SERVICES							
Accounting / Audit	-	-	-	#NAME?	-	-	#NAME?
Legal	-	-	-	#NAME?	-	-	#NAME?
Management Company Fee	-	121,572	-	#NAME?	121,572	-	#NAME?
Nurse Services	-		-	#NAME?		-	#NAME?
Food Service / School Lunch	-		-	#NAME?		-	#NAME?
Payroll Services	-	1,363	-	#NAME?	1,363	-	#NAME?
Special Ed Services	-	-	-	#NAME?	-	-	#NAME?
Titlement Services (i.e. Title I)	-	-	-	#NAME?	-	-	#NAME?
Other Purchased / Professional / Consulting	-	8,005	-	#NAME?	8,005	-	#NAME?
TOTAL CONTRACTED SERVICES	-	130,939	-	#NAME?	130,939	-	#NAME?

		SUCCESS ACADEMY SPRINGFIELD GAR							
		Budget / Operating Plan 2015-16							
Total Revenue	-	#NAME?	#NAME?	#NAME?	#NAME?	#NAME?	#NAME?	#NAME?	#NAME?
Total Expenses	-	849,551	#NAME?	#NAME?	849,551	#NAME?	#NAME?	849,551	
Net Income	-	#NAME?	#NAME?	#NAME?	#NAME?	#NAME?	#NAME?	#NAME?	
Actual Student Enrollment	-	230	-	-	230	-	-	230	
		Prior Year Actual	1st Quarter - 7/1 - 9/30			2nd Quarter - 10/1 - 12/31			3rd Quarter
		#NAME?	Original Budget	Revised Budget	Variance	Original Budget	Revised Budget	Variance	Original Budget
ENROLLMENT - *School Districts Are Linked To Above Entries*									
Number of Districts:		-	1	-	-	1	-	-	1
NYC CHANCELLOR'S OFFICE		-	230	-	-	230	-	-	230
-		-	-	-	-	-	-	-	-
-		-	-	-	-	-	-	-	-
-		-	-	-	-	-	-	-	-
-		-	-	-	-	-	-	-	-
-		-	-	-	-	-	-	-	-
-		-	-	-	-	-	-	-	-
-		-	-	-	-	-	-	-	-
-		-	-	-	-	-	-	-	-
-		-	-	-	-	-	-	-	-
-		-	-	-	-	-	-	-	-
-		-	-	-	-	-	-	-	-
-		-	-	-	-	-	-	-	-
-		-	-	-	-	-	-	-	-
-		-	-	-	-	-	-	-	-
ALL OTHER School Districts: (Weighted Avg)		-	-	-	-	-	-	-	-
TOTAL ENROLLMENT	-	230	-	-	230	-	-	230	
REVENUE PER PUPIL		-	#NAME?	-	#NAME?	#NAME?	-	#NAME?	#NAME?
EXPENSES PER PUPIL		-	3,695	-	#NAME?	3,695	-	#NAME?	3,695

		RDEN				
Total Revenue		#NAME?	#NAME?	#NAME?	#NAME?	#NAME?
Total Expenses		#NAME?	#NAME?	849,551	#NAME?	#NAME?
Net Income		#NAME?	#NAME?	#NAME?	#NAME?	#NAME?
Actual Student Enrollment		-	-	230	-	-
		Quarter - 1/1 - 3/31		4th Quarter - 4/1 - 6/30		
		Revised Budget	Variance	Original Budget	Revised Budget	Variance
EXPENSES						
ADMINISTRATIVE STAFF PERSONNEL COSTS	Avg. No. of Positions					
Executive Management	-	-	#NAME?	-	-	#NAME?
Instructional Management	1.00	-	#NAME?	27,484	-	#NAME?
Deans, Directors & Coordinators	1.00	-	#NAME?	13,133	-	#NAME?
CFO / Director of Finance	-	-	#NAME?	-	-	#NAME?
Operation / Business Manager	3.00	-	#NAME?	48,558	-	#NAME?
Administrative Staff	-	-	#NAME?	-	-	#NAME?
TOTAL ADMINISTRATIVE STAFF	5.00	-	#NAME?	89,175	-	#NAME?
INSTRUCTIONAL PERSONNEL COSTS						
Teachers - Regular	10.00	-	#NAME?	159,257	-	#NAME?
Teachers - SPED	1.00	-	#NAME?	14,505	-	#NAME?
Substitute Teachers	-	-	#NAME?	-	-	#NAME?
Teaching Assistants	6.00	-	#NAME?	71,076	-	#NAME?
Specialty Teachers	2.00	-	#NAME?	29,645	-	#NAME?
Aides	-	-	#NAME?	-	-	#NAME?
Therapists & Counselors	0.50	-	#NAME?	8,461	-	#NAME?
Other	-	-	#NAME?	-	-	#NAME?
TOTAL INSTRUCTIONAL	19.50	-	#NAME?	282,946	-	#NAME?
NON-INSTRUCTIONAL PERSONNEL COSTS						
Nurse	-	-	#NAME?	-	-	#NAME?
Librarian	-	-	#NAME?	-	-	#NAME?
Custodian	-	-	#NAME?	-	-	#NAME?
Security	-	-	#NAME?	-	-	#NAME?
Other	-	-	#NAME?	-	-	#NAME?
TOTAL NON-INSTRUCTIONAL	-	-	#NAME?	-	-	#NAME?
SUBTOTAL PERSONNEL SERVICE COSTS	24.50	-	#NAME?	372,121	-	#NAME?
PAYROLL TAXES AND BENEFITS						
Payroll Taxes		-	#NAME?	32,856	-	#NAME?
Fringe / Employee Benefits		-	#NAME?	59,332	-	#NAME?
Retirement / Pension		-	#NAME?	9,802	-	#NAME?
TOTAL PAYROLL TAXES AND BENEFITS		-	#NAME?	101,991	-	#NAME?
TOTAL PERSONNEL SERVICE COSTS	24.50	-	#NAME?	474,112	-	#NAME?
CONTRACTED SERVICES						
Accounting / Audit		-	#NAME?	-	-	#NAME?
Legal		-	#NAME?	-	-	#NAME?
Management Company Fee		-	#NAME?	121,572	-	#NAME?
Nurse Services		-	#NAME?	-	-	#NAME?
Food Service / School Lunch		-	#NAME?	-	-	#NAME?
Payroll Services		-	#NAME?	1,363	-	#NAME?
Special Ed Services		-	#NAME?	-	-	#NAME?
Titement Services (i.e. Title I)		-	#NAME?	-	-	#NAME?
Other Purchased / Professional / Consulting		-	#NAME?	8,005	-	#NAME?
TOTAL CONTRACTED SERVICES		-	#NAME?	130,939	-	#NAME?

	RDEN				
Total Revenue	#NAME?	#NAME?	#NAME?	#NAME?	#NAME?
Total Expenses	#NAME?	#NAME?	849,551	#NAME?	#NAME?
Net Income	#NAME?	#NAME?	#NAME?	#NAME?	#NAME?
Actual Student Enrollment	-	-	230	-	-
	Quarter - 1/1 - 3/31		4th Quarter - 4/1 - 6/30		
	Revised Budget	Variance	Original Budget	Revised Budget	Variance
SCHOOL OPERATIONS					
Board Expenses	-	#NAME?	70	-	#NAME?
Classroom / Teaching Supplies & Materials	-	#NAME?	22,722	-	#NAME?
Special Ed Supplies & Materials	-	#NAME?	-	-	#NAME?
Textbooks / Workbooks	-	#NAME?	-	-	#NAME?
Supplies & Materials other	-	#NAME?	29,399	-	#NAME?
Equipment / Furniture	-	#NAME?	2,483	-	#NAME?
Telephone	-	#NAME?	-	-	#NAME?
Technology	-	#NAME?	22,499	-	#NAME?
Student Testing & Assessment	-	#NAME?	981	-	#NAME?
Field Trips	-	#NAME?	6,452	-	#NAME?
Transportation (student)	-	#NAME?	4,260	-	#NAME?
Student Services - other	-	#NAME?	7,943	-	#NAME?
Office Expense	-	#NAME?	22,591	-	#NAME?
Staff Development	-	#NAME?	17,843	-	#NAME?
Staff Recruitment	-	#NAME?	5,112	-	#NAME?
Student Recruitment / Marketing	-	#NAME?	10,430	-	#NAME?
School Meals / Lunch	-	#NAME?	7,070	-	#NAME?
Travel (Staff)	-	#NAME?	13,238	-	#NAME?
Fundraising	-	#NAME?	-	-	#NAME?
Other	-	#NAME?	300	-	#NAME?
TOTAL SCHOOL OPERATIONS	-	#NAME?	173,394	-	#NAME?
FACILITY OPERATION & MAINTENANCE					
Insurance	-	#NAME?	7,000	-	#NAME?
Janitorial	-	#NAME?	-	-	#NAME?
Building and Land Rent / Lease / Facility Finance Interest	-	#NAME?	-	-	#NAME?
Repairs & Maintenance	-	#NAME?	8,693	-	#NAME?
Equipment / Furniture	-	#NAME?	6,022	-	#NAME?
Security	-	#NAME?	-	-	#NAME?
Utilities	-	#NAME?	-	-	#NAME?
TOTAL FACILITY OPERATION & MAINTENANCE	-	#NAME?	21,715	-	#NAME?
DEPRECIATION & AMORTIZATION	-	#NAME?	49,390	-	#NAME?
RESERVES / CONTINGENCY	-	#NAME?	-	-	#NAME?
TOTAL EXPENSES	-	#NAME?	849,551	-	#NAME?
NET INCOME	#NAME?	#NAME?	#NAME?	#NAME?	#NAME?

	RDEN				
Total Revenue	#NAME?	#NAME?	#NAME?	#NAME?	#NAME?
Total Expenses	#NAME?	#NAME?	849,551	#NAME?	#NAME?
Net Income	#NAME?	#NAME?	#NAME?	#NAME?	#NAME?
Actual Student Enrollment	-	-	230	-	-
	3rd Quarter - 1/1 - 3/31		4th Quarter - 4/1 - 6/30		
	Revised Budget	Variance	Original Budget	Revised Budget	Variance
ENROLLMENT - *School Districts Are Linked To Above Entries*					
Number of Districts:	-	-	1	-	-
NYC CHANCELLOR'S OFFICE	-	-	230	-	-
-	-	-	-	-	-
-	-	-	-	-	-
-	-	-	-	-	-
-	-	-	-	-	-
-	-	-	-	-	-
-	-	-	-	-	-
-	-	-	-	-	-
-	-	-	-	-	-
-	-	-	-	-	-
-	-	-	-	-	-
-	-	-	-	-	-
-	-	-	-	-	-
-	-	-	-	-	-
-	-	-	-	-	-
-	-	-	-	-	-
ALL OTHER School Districts: (Weighted Avg)	-	-	-	-	-
TOTAL ENROLLMENT	-	-	230	-	-
REVENUE PER PUPIL	-	#NAME?	#NAME?	-	#NAME?
EXPENSES PER PUPIL	-	#NAME?	3,695	-	#NAME?

		SUCCESS ACADEMY SPRING Budget / Operating 2015-16				
Total Revenue		#NAME?	#NAME?	#NAME?	#NAME?	#NAME?
Total Expenses		3,398,202	#NAME?	#NAME?	(3,398,202)	#NAME?
Net Income		#NAME?	#NAME?	#NAME?	#NAME?	#NAME?
Actual Student Enrollment						
		Total Year			VARIANCE	
		Original Budget	Revised Budget	Variance	Original Budget vs. PY Budget	Revised Budget vs. PY Budget
REVENUE						
REVENUES FROM STATE SOURCES		2015-16				
Per Pupil Revenue		Per Pupil Rate				
NYC CHANCELLOR'S OFFICE		#NAME?	#NAME?	#NAME?	#NAME?	#NAME?
-		#N/A	#NAME?	#NAME?	#N/A	#NAME?
-		#N/A	#NAME?	#NAME?	#N/A	#NAME?
-		#N/A	#NAME?	#NAME?	#N/A	#NAME?
-		#N/A	#NAME?	#NAME?	#N/A	#NAME?
-		#N/A	#NAME?	#NAME?	#N/A	#NAME?
-		#N/A	#NAME?	#NAME?	#N/A	#NAME?
-		#N/A	#NAME?	#NAME?	#N/A	#NAME?
-		#N/A	#NAME?	#NAME?	#N/A	#NAME?
-		#N/A	#NAME?	#NAME?	#N/A	#NAME?
-		#N/A	#NAME?	#NAME?	#N/A	#NAME?
-		#N/A	#NAME?	#NAME?	#N/A	#NAME?
-		#N/A	#NAME?	#NAME?	#N/A	#NAME?
-		#N/A	#NAME?	#NAME?	#N/A	#NAME?
ALL OTHER School Districts: (Weighted Avg)		#N/A	#NAME?	#NAME?	#N/A	#NAME?
TOTAL Per Pupil Revenue (Weighted Average Per Pupil Funding)		#NAME?	#NAME?	#NAME?	#NAME?	#NAME?
Special Education Revenue		293,110	#NAME?	#NAME?	293,110	#NAME?
Grants						
Stimulus		-	#NAME?	#NAME?	-	#NAME?
DYCD (Department of Youth and Community Development)		-	#NAME?	#NAME?	-	#NAME?
Other		-	#NAME?	#NAME?	-	#NAME?
Other		51,725	#NAME?	#NAME?	51,725	#NAME?
TOTAL REVENUE FROM STATE SOURCES		#NAME?	#NAME?	#NAME?	#NAME?	#NAME?
REVENUE FROM FEDERAL FUNDING						
IDEA Special Needs		21,877	#NAME?	#NAME?	21,877	#NAME?
Title I		106,650	#NAME?	#NAME?	106,650	#NAME?
Title Funding - Other		10,000	#NAME?	#NAME?	10,000	#NAME?
School Food Service (Free Lunch)		-	#NAME?	#NAME?	-	#NAME?
Grants						
Charter School Program (CSP) Planning & Implementation		188,734	#NAME?	#NAME?	188,734	#NAME?
Other		-	#NAME?	#NAME?	-	#NAME?
Other		-	#NAME?	#NAME?	-	#NAME?
TOTAL REVENUE FROM FEDERAL SOURCES		327,261	#NAME?	#NAME?	327,261	#NAME?
LOCAL and OTHER REVENUE						
Contributions and Donations		-	#NAME?	#NAME?	-	#NAME?
Fundraising		-	#NAME?	#NAME?	-	#NAME?
Erate Reimbursement		40,541	#NAME?	#NAME?	40,541	#NAME?
Earnings on Investments		-	#NAME?	#NAME?	-	#NAME?
Interest Income		-	#NAME?	#NAME?	-	#NAME?
Food Service (Income from meals)		-	#NAME?	#NAME?	-	#NAME?
Text Book		-	#NAME?	#NAME?	-	#NAME?
OTHER		-	#NAME?	#NAME?	-	#NAME?
TOTAL REVENUE FROM LOCAL and OTHER SOURCES		40,541	#NAME?	#NAME?	40,541	#NAME?
TOTAL REVENUE		#NAME?	#NAME?	#NAME?	#NAME?	#NAME?

SUCCESS ACADEMY SPRING Budget / Operating 2015-16				
Total Revenue	#NAME?	#NAME?	#NAME?	#NAME?
Total Expenses	3,398,202	#NAME?	#NAME?	(3,398,202)
Net Income	#NAME?	#NAME?	#NAME?	#NAME?
Actual Student Enrollment				
Total Year				
Original Budget			VARIANCE	
Original Budget	Revised Budget	Variance	Original Budget vs. PY Budget	Revised Budget vs. PY Budget
EXPENSES				
ADMINISTRATIVE STAFF PERSONNEL COSTS				
	Avg. No. of Positions			
Executive Management	-	-	#NAME?	#NAME?
Instructional Management	1.00	109,936	#NAME?	#NAME?
Deans, Directors & Coordinators	1.00	52,534	#NAME?	#NAME?
CFO / Director of Finance	-	-	#NAME?	#NAME?
Operation / Business Manager	3.00	194,233	#NAME?	#NAME?
Administrative Staff	-	-	#NAME?	#NAME?
TOTAL ADMINISTRATIVE STAFF	5.00	356,702	#NAME?	#NAME?
INSTRUCTIONAL PERSONNEL COSTS				
Teachers - Regular	10.00	637,028	#NAME?	#NAME?
Teachers - SPED	1.00	58,022	#NAME?	#NAME?
Substitute Teachers	-	-	#NAME?	#NAME?
Teaching Assistants	6.00	284,306	#NAME?	#NAME?
Specialty Teachers	2.00	118,582	#NAME?	#NAME?
Aides	-	-	#NAME?	#NAME?
Therapists & Counselors	0.50	33,846	#NAME?	#NAME?
Other	-	-	#NAME?	#NAME?
TOTAL INSTRUCTIONAL	19.50	1,131,782	#NAME?	#NAME?
NON-INSTRUCTIONAL PERSONNEL COSTS				
Nurse	-	-	#NAME?	#NAME?
Librarian	-	-	#NAME?	#NAME?
Custodian	-	-	#NAME?	#NAME?
Security	-	-	#NAME?	#NAME?
Other	-	-	#NAME?	#NAME?
TOTAL NON-INSTRUCTIONAL	-	-	#NAME?	#NAME?
SUBTOTAL PERSONNEL SERVICE COSTS				
	24.50	1,488,484	#NAME?	#NAME?
PAYROLL TAXES AND BENEFITS				
Payroll Taxes		131,425	#NAME?	#NAME?
Fringe / Employee Benefits		237,328	#NAME?	#NAME?
Retirement / Pension		39,210	#NAME?	#NAME?
TOTAL PAYROLL TAXES AND BENEFITS		407,963	#NAME?	#NAME?
TOTAL PERSONNEL SERVICE COSTS				
	24.50	1,896,447	#NAME?	#NAME?
CONTRACTED SERVICES				
Accounting / Audit		-	#NAME?	#NAME?
Legal		-	#NAME?	#NAME?
Management Company Fee		486,286	#NAME?	#NAME?
Nurse Services		-	#NAME?	#NAME?
Food Service / School Lunch		-	#NAME?	#NAME?
Payroll Services		5,452	#NAME?	#NAME?
Special Ed Services		-	#NAME?	#NAME?
Titlement Services (i.e. Title I)		-	#NAME?	#NAME?
Other Purchased / Professional / Consulting		32,018	#NAME?	#NAME?
TOTAL CONTRACTED SERVICES		523,757	#NAME?	#NAME?

SUCCESS ACADEMY SPRING Budget / Operating 2015-16					
Total Revenue	#NAME?	#NAME?	#NAME?	#NAME?	#NAME?
Total Expenses	3,398,202	#NAME?	#NAME?	(3,398,202)	#NAME?
Net Income	#NAME?	#NAME?	#NAME?	#NAME?	#NAME?
Actual Student Enrollment					
	Total Year			VARIANCE	
	Original Budget	Revised Budget	Variance	Original Budget vs. PY Budget	Revised Budget vs. PY Budget
SCHOOL OPERATIONS					
Board Expenses	279	#NAME?	#NAME?	(279)	#NAME?
Classroom / Teaching Supplies & Materials	90,888	#NAME?	#NAME?	(90,888)	#NAME?
Special Ed Supplies & Materials	-	#NAME?	#NAME?	-	#NAME?
Textbooks / Workbooks	-	#NAME?	#NAME?	-	#NAME?
Supplies & Materials other	117,597	#NAME?	#NAME?	(117,597)	#NAME?
Equipment / Furniture	9,931	#NAME?	#NAME?	(9,931)	#NAME?
Telephone	-	#NAME?	#NAME?	-	#NAME?
Technology	89,997	#NAME?	#NAME?	(89,997)	#NAME?
Student Testing & Assessment	3,924	#NAME?	#NAME?	(3,924)	#NAME?
Field Trips	25,809	#NAME?	#NAME?	(25,809)	#NAME?
Transportation (student)	17,042	#NAME?	#NAME?	(17,042)	#NAME?
Student Services - other	31,771	#NAME?	#NAME?	(31,771)	#NAME?
Office Expense	90,366	#NAME?	#NAME?	(90,366)	#NAME?
Staff Development	71,370	#NAME?	#NAME?	(71,370)	#NAME?
Staff Recruitment	20,450	#NAME?	#NAME?	(20,450)	#NAME?
Student Recruitment / Marketing	41,719	#NAME?	#NAME?	(41,719)	#NAME?
School Meals / Lunch	28,281	#NAME?	#NAME?	(28,281)	#NAME?
Travel (Staff)	52,952	#NAME?	#NAME?	(52,952)	#NAME?
Fundraising	-	#NAME?	#NAME?	-	#NAME?
Other	1,200	#NAME?	#NAME?	(1,200)	#NAME?
TOTAL SCHOOL OPERATIONS	693,578	#NAME?	#NAME?	(693,578)	#NAME?
FACILITY OPERATION & MAINTENANCE					
Insurance	28,001	#NAME?	#NAME?	(28,001)	#NAME?
Janitorial	-	#NAME?	#NAME?	-	#NAME?
Building and Land Rent / Lease / Facility Finance Interest	-	#NAME?	#NAME?	-	#NAME?
Repairs & Maintenance	34,772	#NAME?	#NAME?	(34,772)	#NAME?
Equipment / Furniture	24,086	#NAME?	#NAME?	(24,086)	#NAME?
Security	-	#NAME?	#NAME?	-	#NAME?
Utilities	-	#NAME?	#NAME?	-	#NAME?
TOTAL FACILITY OPERATION & MAINTENANCE	86,859	#NAME?	#NAME?	(86,859)	#NAME?
DEPRECIATION & AMORTIZATION	197,562	#NAME?	#NAME?	(197,562)	#NAME?
RESERVES / CONTINGENCY	-	#NAME?	#NAME?	-	#NAME?
TOTAL EXPENSES	3,398,202	#NAME?	#NAME?	(3,398,202)	#NAME?
NET INCOME	#NAME?	#NAME?	#NAME?	#NAME?	#NAME?

		SUCCESS ACADEMY SPRING Budget / Operating 2015-16				
Total Revenue	#NAME?	#NAME?	#NAME?	#NAME?	#NAME?	
Total Expenses	3,398,202	#NAME?	#NAME?	(3,398,202)	#NAME?	
Net Income	#NAME?	#NAME?	#NAME?	#NAME?	#NAME?	
Actual Student Enrollment						
		Total Year			VARIANCE	
		Original Budget	Revised Budget	Variance	Original Budget vs. PY Budget	Revised Budget vs. PY Budget
ENROLLMENT - *School Districts Are Linked To Above Entries*						
Number of Districts:						
NYC CHANCELLOR'S OFFICE						
-						
-						
-						
-						
-						
-						
-						
-						
-						
-						
-						
ALL OTHER School Districts: (Weighted Avg)						
TOTAL ENROLLMENT						
REVENUE PER PUPIL						
EXPENSES PER PUPIL						

Total Revenue
 Total Expenses
 Net Income
 Actual Student Enrollment

DESCRIPTION OF ASSUMPTIONS

REVENUE	
REVENUES FROM STATE SOURCES	
Per Pupil Revenue	2015-16 Per Pupil Rate
NYC CHANCELLOR'S OFFICE	#NAME?
-	#N/A
-	#N/A
-	#N/A
-	#N/A
-	#N/A
-	#N/A
-	#N/A
-	#N/A
-	#N/A
-	#N/A
-	#N/A
-	#N/A
-	#N/A
-	#N/A
ALL OTHER School Districts: (Weighted Avg)	#N/A
TOTAL Per Pupil Revenue (Weighted Average Per Pupil Funding)	#NAME?
Special Education Revenue	
Grants	
Stimulus	
DYCD (Department of Youth and Community Development)	
Other	
Other	
TOTAL REVENUE FROM STATE SOURCES	
REVENUE FROM FEDERAL FUNDING	
IDEA Special Needs	
Title I	
Title Funding - Other	
School Food Service (Free Lunch)	
Grants	
Charter School Program (CSP) Planning & Implementation	
Other	
Other	
TOTAL REVENUE FROM FEDERAL SOURCES	
LOCAL and OTHER REVENUE	
Contributions and Donations	
Fundraising	
Erate Reimbursement	
Earnings on Investments	
Interest Income	
Food Service (Income from meals)	
Text Book	
OTHER	
TOTAL REVENUE FROM LOCAL and OTHER SOURCES	
TOTAL REVENUE	

Total Revenue
Total Expenses
Net Income
Actual Student Enrollment

DESCRIPTION OF ASSUMPTIONS

EXPENSES	
ADMINISTRATIVE STAFF PERSONNEL COSTS	
	Avg. No. of Positions
Executive Management	-
Instructional Management	1.00
Deans, Directors & Coordinators	1.00
CFO / Director of Finance	-
Operation / Business Manager	3.00
Administrative Staff	-
TOTAL ADMINISTRATIVE STAFF	5.00
INSTRUCTIONAL PERSONNEL COSTS	
Teachers - Regular	10.00
Teachers - SPED	1.00
Substitute Teachers	-
Teaching Assistants	6.00
Specialty Teachers	2.00
Aides	-
Therapists & Counselors	0.50
Other	-
TOTAL INSTRUCTIONAL	19.50
NON-INSTRUCTIONAL PERSONNEL COSTS	
Nurse	-
Librarian	-
Custodian	-
Security	-
Other	-
TOTAL NON-INSTRUCTIONAL	-
SUBTOTAL PERSONNEL SERVICE COSTS	24.50
PAYROLL TAXES AND BENEFITS	
Payroll Taxes	
Fringe / Employee Benefits	
Retirement / Pension	
TOTAL PAYROLL TAXES AND BENEFITS	
TOTAL PERSONNEL SERVICE COSTS	24.50
CONTRACTED SERVICES	
Accounting / Audit	
Legal	
Management Company Fee	
Nurse Services	
Food Service / School Lunch	
Payroll Services	
Special Ed Services	
Titlement Services (i.e. Title I)	
Other Purchased / Professional / Consulting	
TOTAL CONTRACTED SERVICES	

Total Revenue
 Total Expenses
 Net Income
 Actual Student Enrollment

DESCRIPTION OF ASSUMPTIONS

SCHOOL OPERATIONS
 Board Expenses
 Classroom / Teaching Supplies & Materials
 Special Ed Supplies & Materials
 Textbooks / Workbooks
 Supplies & Materials other
 Equipment / Furniture
 Telephone
 Technology
 Student Testing & Assessment
 Field Trips
 Transportation (student)
 Student Services - other
 Office Expense
 Staff Development
 Staff Recruitment
 Student Recruitment / Marketing
 School Meals / Lunch
 Travel (Staff)
 Fundraising
 Other
 TOTAL SCHOOL OPERATIONS

FACILITY OPERATION & MAINTENANCE
 Insurance
 Janitorial
 Building and Land Rent / Lease / Facility Finance Interest
 Repairs & Maintenance
 Equipment / Furniture
 Security
 Utilities
 TOTAL FACILITY OPERATION & MAINTENANCE

DEPRECIATION & AMORTIZATION
RESERVES / CONTINGENCY

TOTAL EXPENSES

NET INCOME

<div>Total Revenue</div> <div>Total Expenses</div> <div>Net Income</div> <div>Actual Student Enrollment</div>	<div>GFIELD GARDEN</div> <div>g Plan</div> <div>DESCRIPTION OF ASSUMPTIONS</div>
<div>ENROLLMENT - *School Districts Are Linked To Above Entries*</div> <div>Number of Districts:</div> <div>NYC CHANCELLOR'S OFFICE</div> <div>-</div> <div>-</div> <div>-</div> <div>-</div> <div>-</div> <div>-</div> <div>-</div> <div>-</div> <div>-</div> <div>-</div> <div>-</div> <div>-</div> <div>-</div> <div>ALL OTHER School Districts: (Weighted Avg)</div> <div>TOTAL ENROLLMENT</div> <div>REVENUE PER PUPIL</div> <div>EXPENSES PER PUPIL</div>	

**SUCCESS ACADEMY SPRINGFIELD GARDEN
BALANCE SHEET
2015-16**

	<u>Prior Year</u>	<u>Q1</u>	<u>Q2</u>	<u>Q3</u>	<u>Q4</u>
	<u>#NAME?</u>	<u>As of 9/30</u>	<u>As of 12/31</u>	<u>As of 3/31</u>	<u>As of 6/30</u>
<u>ASSETS</u>					
<u>CURRENT ASSETS</u>					
Cash and cash equivalents	\$-	\$-	\$-	\$-	\$-
Grants and contracts receivable	-	-	-	-	-
Accounts receivables	-	-	-	-	-
Prepaid Expenses	-	-	-	-	-
Contributions and other receivables	-	-	-	-	-
TOTAL CURRENT ASSETS	-	-	-	-	-
<u>PROPERTY, BUILDING AND EQUIPMENT, net</u>	-	-	-	-	-
<u>OTHER ASSETS</u>	-	-	-	-	-
TOTAL ASSETS	-	-	-	-	-
<u>LIABILITIES AND NET ASSETS</u>					
<u>CURRENT LIABILITIES</u>					
Accounts payable and accrued expenses	\$-	\$-	\$-	\$-	\$-
Accrued payroll and benefits	-	-	-	-	-
Deferred Revenue	-	-	-	-	-
Current maturities of long-term debt	-	-	-	-	-
Short Term Debt - Bonds, Notes Payable	-	-	-	-	-
Other	-	-	-	-	-
TOTAL CURRENT LIABILITIES	-	-	-	-	-
<u>LONG-TERM DEBT and NOTES PAYABLE, net current maturities</u>	-	-	-	-	-
TOTAL LIABILITIES	-	-	-	-	-
<u>NET ASSETS</u>					
Unrestricted	-	-	-	-	-
Temporarily restricted	-	-	-	-	-
TOTAL NET ASSETS	-	-	-	-	-
TOTAL LIABILITIES AND NET ASSETS	-	-	-	-	-

SUCCESS ACADEMY SPRINGFIELD GARDEN

Budget / Operating Plan

2015-16

Total Revenue	#NAME?	#NAME?	#NAME?	#NAME?	#NAME?	#NAME?	#NAME?
Total Expenses	#NAME?	#NAME?	#NAME?	#NAME?	#NAME?	#NAME?	#NAME?
Net Income	#NAME?	#NAME?	#NAME?	#NAME?	#NAME?	#NAME?	#NAME?
Actual Student Enrollment	-	#NAME?	-	-	#NAME?	-	-

*NOTE: Enrollment, Revenue and Expenditure Data IN the 'Total and Variance Analysis' Section is Based on LAST ACTUAL Quarter Completed	1st Quarter - 7/1 - 9/30			2nd Quarter - 10/1 - 12/31			3rd Quarter
	Actual	Current Budget	Variance	Actual	Current Budget	Variance	Actual

EXPENSES

		Quarter 0 No. of Positions					
ADMINISTRATIVE STAFF PERSONNEL COSTS							
Executive Management	#NAME?		-	#NAME?	#NAME?	-	#NAME?
Instructional Management	#NAME?		-	#NAME?	#NAME?	-	#NAME?
Deans, Directors & Coordinators	#NAME?		-	#NAME?	#NAME?	-	#NAME?
CFO / Director of Finance	#NAME?		-	#NAME?	#NAME?	-	#NAME?
Operation / Business Manager	#NAME?		-	#NAME?	#NAME?	-	#NAME?
Administrative Staff	#NAME?		-	#NAME?	#NAME?	-	#NAME?
TOTAL ADMINISTRATIVE STAFF	#NAME?		-	#NAME?	#NAME?	-	#NAME?
INSTRUCTIONAL PERSONNEL COSTS							
Teachers - Regular	#NAME?		-	#NAME?	#NAME?	-	#NAME?
Teachers - SPED	#NAME?		-	#NAME?	#NAME?	-	#NAME?
Substitute Teachers	#NAME?		-	#NAME?	#NAME?	-	#NAME?
Teaching Assistants	#NAME?		-	#NAME?	#NAME?	-	#NAME?
Specialty Teachers	#NAME?		-	#NAME?	#NAME?	-	#NAME?
Aides	#NAME?		-	#NAME?	#NAME?	-	#NAME?
Therapists & Counselors	#NAME?		-	#NAME?	#NAME?	-	#NAME?
Other	#NAME?		-	#NAME?	#NAME?	-	#NAME?
TOTAL INSTRUCTIONAL	#NAME?		-	#NAME?	#NAME?	-	#NAME?
NON-INSTRUCTIONAL PERSONNEL COSTS							
Nurse	#NAME?		-	#NAME?	#NAME?	-	#NAME?
Librarian	#NAME?		-	#NAME?	#NAME?	-	#NAME?
Custodian	#NAME?		-	#NAME?	#NAME?	-	#NAME?
Security	#NAME?		-	#NAME?	#NAME?	-	#NAME?
Other	#NAME?		-	#NAME?	#NAME?	-	#NAME?
TOTAL NON-INSTRUCTIONAL	#NAME?		-	#NAME?	#NAME?	-	#NAME?
SUBTOTAL PERSONNEL SERVICE COSTS			-	#NAME?	#NAME?	-	#NAME?
PAYROLL TAXES AND BENEFITS			-	#NAME?	#NAME?	-	#NAME?
Payroll Taxes			-	#NAME?	#NAME?	-	#NAME?
Fringe / Employee Benefits			-	#NAME?	#NAME?	-	#NAME?
Retirement / Pension			-	#NAME?	#NAME?	-	#NAME?
TOTAL PAYROLL TAXES AND BENEFITS			-	#NAME?	#NAME?	-	#NAME?
TOTAL PERSONNEL SERVICE COSTS		#NAME?	-	#NAME?	#NAME?	-	#NAME?
CONTRACTED SERVICES			-	#NAME?	#NAME?	-	#NAME?
Accounting / Audit			-	#NAME?	#NAME?	-	#NAME?
Legal			-	#NAME?	#NAME?	-	#NAME?
Management Company Fee			-	#NAME?	#NAME?	-	#NAME?
Nurse Services			-	#NAME?	#NAME?	-	#NAME?
Food Service / School Lunch			-	#NAME?	#NAME?	-	#NAME?
Payroll Services			-	#NAME?	#NAME?	-	#NAME?
Special Ed Services			-	#NAME?	#NAME?	-	#NAME?
Titlement Services (i.e. Title I)			-	#NAME?	#NAME?	-	#NAME?
Other Purchased / Professional / Consulting			-	#NAME?	#NAME?	-	#NAME?
TOTAL CONTRACTED SERVICES			-	#NAME?	#NAME?	-	#NAME?

Budget / Operating Plan

2015-16

Total Revenue	#NAME?	#NAME?	#NAME?	#NAME?	#NAME?	#NAME?	#NAME?
Total Expenses	#NAME?	#NAME?	#NAME?	#NAME?	#NAME?	#NAME?	#NAME?
Net Income	#NAME?	#NAME?	#NAME?	#NAME?	#NAME?	#NAME?	#NAME?
Actual Student Enrollment	-	#NAME?	-	-	#NAME?	-	-

3rd (

	Actual	Current Budget	Variance	Actual	Current Budget	Variance	Actual
--	--------	----------------	----------	--------	----------------	----------	--------

NYC CHANCELLOR'S OFFICE

[illegible]

REVENUE PER PUPIL

EXPENSES PER PUPIL	-	#NAME?	#NAME?	-	#NAME?	#NAME?	-
--------------------	---	--------	--------	---	--------	--------	---

Total Revenue	#NAME?	#NAME?	#NAME?	#NAME?	#NAME?
Total Expenses	#NAME?	#NAME?	#NAME?	#NAME?	#NAME?
Net Income	#NAME?	#NAME?	#NAME?	#NAME?	#NAME?
Actual Student Enrollment	#NAME?	-	-	#NAME?	-
*NOTE: Enrollment, Revenue and Expenditure Data IN the 'Total and Variance Analysis' Section is Based on LAST ACTUAL Quarter Completed	Quarter - 1/1 - 3/31		4th Quarter - 4/1 - 6/30		
	Current Budget	Variance	Actual	Current Budget	Variance
REVENUE					
REVENUES FROM STATE SOURCES					
Per Pupil Revenue	CY Per Pupil Rate				
NYC CHANCELLOR'S OFFICE	#NAME?	#NAME?	#NAME?	#NAME?	#NAME?
-	#N/A	#NAME?	#NAME?	#N/A	#NAME?
-	#N/A	#NAME?	#NAME?	#N/A	#NAME?
-	#N/A	#NAME?	#NAME?	#N/A	#NAME?
-	#N/A	#NAME?	#NAME?	#N/A	#NAME?
-	#N/A	#NAME?	#NAME?	#N/A	#NAME?
-	#N/A	#NAME?	#NAME?	#N/A	#NAME?
-	#N/A	#NAME?	#NAME?	#N/A	#NAME?
-	#N/A	#NAME?	#NAME?	#N/A	#NAME?
-	#N/A	#NAME?	#NAME?	#N/A	#NAME?
-	#N/A	#NAME?	#NAME?	#N/A	#NAME?
-	#N/A	#NAME?	#NAME?	#N/A	#NAME?
-	#N/A	#NAME?	#NAME?	#N/A	#NAME?
-	#N/A	#NAME?	#NAME?	#N/A	#NAME?
-	#N/A	#NAME?	#NAME?	#N/A	#NAME?
ALL OTHER School Districts: (Count = 0)	#N/A	#NAME?	#NAME?	#N/A	#NAME?
TOTAL Per Pupil Revenue (Weighted Average Per Pupil Funding)	#NAME?	#NAME?	#NAME?	#NAME?	#NAME?
Special Education Revenue		#NAME?	-	#NAME?	#NAME?
Grants					
Stimulus		#NAME?	-	#NAME?	#NAME?
DYCD (Department of Youth and Community Development)		#NAME?	-	#NAME?	#NAME?
Other		#NAME?	-	#NAME?	#NAME?
Other		#NAME?	-	#NAME?	#NAME?
TOTAL REVENUE FROM STATE SOURCES		#NAME?	#NAME?	#NAME?	#NAME?
REVENUE FROM FEDERAL FUNDING					
IDEA Special Needs		#NAME?	-	#NAME?	#NAME?
Title I		#NAME?	-	#NAME?	#NAME?
Title Funding - Other		#NAME?	-	#NAME?	#NAME?
School Food Service (Free Lunch)		#NAME?	-	#NAME?	#NAME?
Grants					
Charter School Program (CSP) Planning & Implementation		#NAME?	-	#NAME?	#NAME?
Other		#NAME?	-	#NAME?	#NAME?
Other		#NAME?	-	#NAME?	#NAME?
TOTAL REVENUE FROM FEDERAL SOURCES		#NAME?	-	#NAME?	#NAME?
LOCAL and OTHER REVENUE					
Contributions and Donations		#NAME?	-	#NAME?	#NAME?
Fundraising		#NAME?	-	#NAME?	#NAME?
Erate Reimbursement		#NAME?	-	#NAME?	#NAME?
Earnings on Investments		#NAME?	-	#NAME?	#NAME?
Interest Income		#NAME?	-	#NAME?	#NAME?
Food Service (Income from meals)		#NAME?	-	#NAME?	#NAME?
Text Book		#NAME?	-	#NAME?	#NAME?
OTHER		#NAME?	-	#NAME?	#NAME?
TOTAL REVENUE FROM LOCAL and OTHER SOURCES		#NAME?	-	#NAME?	#NAME?
TOTAL REVENUE	#NAME?	#NAME?	#NAME?	#NAME?	#NAME?

Total Revenue	#NAME?	#NAME?	#NAME?	#NAME?	#NAME?	
Total Expenses	#NAME?	#NAME?	#NAME?	#NAME?	#NAME?	
Net Income	#NAME?	#NAME?	#NAME?	#NAME?	#NAME?	
Actual Student Enrollment	#NAME?	-	-	#NAME?	-	
*NOTE: Enrollment, Revenue and Expenditure Data IN the 'Total and Variance Analysis' Section is Based on LAST ACTUAL Quarter Completed		Quarter - 1/1 - 3/31		4th Quarter - 4/1 - 6/30		
		Current Budget	Variance	Actual	Current Budget	Variance
EXPENSES						
ADMINISTRATIVE STAFF PERSONNEL COSTS		Quarter 0				
	No. of Positions					
Executive Management	#NAME?	#NAME?	#NAME?	-	#NAME?	#NAME?
Instructional Management	#NAME?	#NAME?	#NAME?	-	#NAME?	#NAME?
Deans, Directors & Coordinators	#NAME?	#NAME?	#NAME?	-	#NAME?	#NAME?
CFO / Director of Finance	#NAME?	#NAME?	#NAME?	-	#NAME?	#NAME?
Operation / Business Manager	#NAME?	#NAME?	#NAME?	-	#NAME?	#NAME?
Administrative Staff	#NAME?	#NAME?	#NAME?	-	#NAME?	#NAME?
TOTAL ADMINISTRATIVE STAFF	#NAME?	#NAME?	#NAME?	-	#NAME?	#NAME?
INSTRUCTIONAL PERSONNEL COSTS						
Teachers - Regular	#NAME?	#NAME?	#NAME?	-	#NAME?	#NAME?
Teachers - SPED	#NAME?	#NAME?	#NAME?	-	#NAME?	#NAME?
Substitute Teachers	#NAME?	#NAME?	#NAME?	-	#NAME?	#NAME?
Teaching Assistants	#NAME?	#NAME?	#NAME?	-	#NAME?	#NAME?
Specialty Teachers	#NAME?	#NAME?	#NAME?	-	#NAME?	#NAME?
Aides	#NAME?	#NAME?	#NAME?	-	#NAME?	#NAME?
Therapists & Counselors	#NAME?	#NAME?	#NAME?	-	#NAME?	#NAME?
Other	#NAME?	#NAME?	#NAME?	-	#NAME?	#NAME?
TOTAL INSTRUCTIONAL	#NAME?	#NAME?	#NAME?	-	#NAME?	#NAME?
NON-INSTRUCTIONAL PERSONNEL COSTS						
Nurse	#NAME?	#NAME?	#NAME?	-	#NAME?	#NAME?
Librarian	#NAME?	#NAME?	#NAME?	-	#NAME?	#NAME?
Custodian	#NAME?	#NAME?	#NAME?	-	#NAME?	#NAME?
Security	#NAME?	#NAME?	#NAME?	-	#NAME?	#NAME?
Other	#NAME?	#NAME?	#NAME?	-	#NAME?	#NAME?
TOTAL NON-INSTRUCTIONAL	#NAME?	#NAME?	#NAME?	-	#NAME?	#NAME?
SUBTOTAL PERSONNEL SERVICE COSTS		#NAME?	#NAME?	-	#NAME?	#NAME?
PAYROLL TAXES AND BENEFITS						
Payroll Taxes		#NAME?	#NAME?	-	#NAME?	#NAME?
Fringe / Employee Benefits		#NAME?	#NAME?	-	#NAME?	#NAME?
Retirement / Pension		#NAME?	#NAME?	-	#NAME?	#NAME?
TOTAL PAYROLL TAXES AND BENEFITS		#NAME?	#NAME?	-	#NAME?	#NAME?
TOTAL PERSONNEL SERVICE COSTS		#NAME?	#NAME?	-	#NAME?	#NAME?
CONTRACTED SERVICES						
Accounting / Audit		#NAME?	#NAME?	-	#NAME?	#NAME?
Legal		#NAME?	#NAME?	-	#NAME?	#NAME?
Management Company Fee		#NAME?	#NAME?	-	#NAME?	#NAME?
Nurse Services		#NAME?	#NAME?	-	#NAME?	#NAME?
Food Service / School Lunch		#NAME?	#NAME?	-	#NAME?	#NAME?
Payroll Services		#NAME?	#NAME?	-	#NAME?	#NAME?
Special Ed Services		#NAME?	#NAME?	-	#NAME?	#NAME?
Titlement Services (i.e. Title I)		#NAME?	#NAME?	-	#NAME?	#NAME?
Other Purchased / Professional / Consulting		#NAME?	#NAME?	-	#NAME?	#NAME?
TOTAL CONTRACTED SERVICES		#NAME?	#NAME?	-	#NAME?	#NAME?

Total Revenue	#NAME?	#NAME?	#NAME?	#NAME?	#NAME?
Total Expenses	#NAME?	#NAME?	#NAME?	#NAME?	#NAME?
Net Income	#NAME?	#NAME?	#NAME?	#NAME?	#NAME?
Actual Student Enrollment	#NAME?	-	-	#NAME?	-
*NOTE: Enrollment, Revenue and Expenditure Data IN the 'Total and Variance Analysis' Section is Based on LAST ACTUAL Quarter Completed		Quarter - 1/1 - 3/31		4th Quarter - 4/1 - 6/30	
		Current Budget	Variance	Actual	Current Budget Variance
SCHOOL OPERATIONS					
Board Expenses	#NAME?	#NAME?	-	#NAME?	#NAME?
Classroom / Teaching Supplies & Materials	#NAME?	#NAME?	-	#NAME?	#NAME?
Special Ed Supplies & Materials	#NAME?	#NAME?	-	#NAME?	#NAME?
Textbooks / Workbooks	#NAME?	#NAME?	-	#NAME?	#NAME?
Supplies & Materials other	#NAME?	#NAME?	-	#NAME?	#NAME?
Equipment / Furniture	#NAME?	#NAME?	-	#NAME?	#NAME?
Telephone	#NAME?	#NAME?	-	#NAME?	#NAME?
Technology	#NAME?	#NAME?	-	#NAME?	#NAME?
Student Testing & Assessment	#NAME?	#NAME?	-	#NAME?	#NAME?
Field Trips	#NAME?	#NAME?	-	#NAME?	#NAME?
Transportation (student)	#NAME?	#NAME?	-	#NAME?	#NAME?
Student Services - other	#NAME?	#NAME?	-	#NAME?	#NAME?
Office Expense	#NAME?	#NAME?	-	#NAME?	#NAME?
Staff Development	#NAME?	#NAME?	-	#NAME?	#NAME?
Staff Recruitment	#NAME?	#NAME?	-	#NAME?	#NAME?
Student Recruitment / Marketing	#NAME?	#NAME?	-	#NAME?	#NAME?
School Meals / Lunch	#NAME?	#NAME?	-	#NAME?	#NAME?
Travel (Staff)	#NAME?	#NAME?	-	#NAME?	#NAME?
Fundraising	#NAME?	#NAME?	-	#NAME?	#NAME?
Other	#NAME?	#NAME?	-	#NAME?	#NAME?
TOTAL SCHOOL OPERATIONS	#NAME?	#NAME?	-	#NAME?	#NAME?
FACILITY OPERATION & MAINTENANCE					
Insurance	#NAME?	#NAME?	-	#NAME?	#NAME?
Janitorial	#NAME?	#NAME?	-	#NAME?	#NAME?
Building and Land Rent / Lease / Facility Finance Interest	#NAME?	#NAME?	-	#NAME?	#NAME?
Repairs & Maintenance	#NAME?	#NAME?	-	#NAME?	#NAME?
Equipment / Furniture	#NAME?	#NAME?	-	#NAME?	#NAME?
Security	#NAME?	#NAME?	-	#NAME?	#NAME?
Utilities	#NAME?	#NAME?	-	#NAME?	#NAME?
TOTAL FACILITY OPERATION & MAINTENANCE	#NAME?	#NAME?	-	#NAME?	#NAME?
DEPRECIATION & AMORTIZATION					
#NAME?	#NAME?	#NAME?	-	#NAME?	#NAME?
RESERVES / CONTINGENCY					
#NAME?	#NAME?	#NAME?	-	#NAME?	#NAME?
TOTAL EXPENSES	#NAME?	#NAME?	-	#NAME?	#NAME?
NET INCOME	#NAME?	#NAME?	#NAME?	#NAME?	#NAME?

Total Revenue	#NAME?	#NAME?	#NAME?	#NAME?	#NAME?
Total Expenses	#NAME?	#NAME?	#NAME?	#NAME?	#NAME?
Net Income	#NAME?	#NAME?	#NAME?	#NAME?	#NAME?
Actual Student Enrollment	#NAME?	-	-	#NAME?	-
*NOTE: Enrollment, Revenue and Expenditure Data IN the 'Total and Variance Analysis' Section is Based on LAST ACTUAL Quarter Completed		Quarter - 1/1 - 3/31		4th Quarter - 4/1 - 6/30	
		Current		Current	
		Budget	Variance	Actual	Budget
ENROLLMENT - *School Districts Are Linked To Above Entries*					
NYC CHANCELLOR'S OFFICE		#NAME?	-	#NAME?	-
-		#NAME?	-	#NAME?	-
-		#NAME?	-	#NAME?	-
-		#NAME?	-	#NAME?	-
-		#NAME?	-	#NAME?	-
-		#NAME?	-	#NAME?	-
-		#NAME?	-	#NAME?	-
-		#NAME?	-	#NAME?	-
-		#NAME?	-	#NAME?	-
-		#NAME?	-	#NAME?	-
-		#NAME?	-	#NAME?	-
-		#NAME?	-	#NAME?	-
-		#NAME?	-	#NAME?	-
-		#NAME?	-	#NAME?	-
-		#NAME?	-	#NAME?	-
-		#NAME?	-	#NAME?	-
ALL OTHER School Districts: (Count = 0)		#NAME?	-	#NAME?	-
TOTAL ENROLLMENT		#NAME?	-	#NAME?	-
REVENUE PER PUPIL		#NAME?	#NAME?	-	#NAME?
EXPENSES PER PUPIL		#NAME?	#NAME?	-	#NAME?

2015-16

<p>*NOTE: Enrollment, Revenue and Expenditure Data IN the 'Total and Variance Analysis' Section is Based on LAST ACTUAL Quarter Completed</p>	<p align="center">TOTALS AND VARIANCE ANALYSIS</p>					
		<p>Actual vs.</p>			<p>Actual vs.</p>	<p>Original vs.</p>
	<p>Current Budget (Current Quarter)</p>	<p>Current Budget</p>	<p>Current Budget - TY</p>	<p>Current Budget TY</p>	<p>Current (Current Quarter)</p>	<p>Original Budget</p>
<p>Actual</p>						

REVENUES FROM STATE SOURCES

Per Pupil Revenue	CY Per Pupil Rate						
NYC CHANCELLOR'S OFFICE	#NAME?	#NAME?	#NAME?	#NAME?	#NAME?	#NAME?	#NAME?
-	#N/A	#NAME?	#NAME?	#NAME?	#NAME?	#NAME?	#NAME?
-	#N/A	#NAME?	#NAME?	#NAME?	#NAME?	#NAME?	#NAME?
-	#N/A	#NAME?	#NAME?	#NAME?	#NAME?	#NAME?	#NAME?
-	#N/A	#NAME?	#NAME?	#NAME?	#NAME?	#NAME?	#NAME?
-	#N/A	#NAME?	#NAME?	#NAME?	#NAME?	#NAME?	#NAME?
-	#N/A	#NAME?	#NAME?	#NAME?	#NAME?	#NAME?	#NAME?
-	#N/A	#NAME?	#NAME?	#NAME?	#NAME?	#NAME?	#NAME?
-	#N/A	#NAME?	#NAME?	#NAME?	#NAME?	#NAME?	#NAME?
-	#N/A	#NAME?	#NAME?	#NAME?	#NAME?	#NAME?	#NAME?
-	#N/A	#NAME?	#NAME?	#NAME?	#NAME?	#NAME?	#NAME?
-	#N/A	#NAME?	#NAME?	#NAME?	#NAME?	#NAME?	#NAME?
-	#N/A	#NAME?	#NAME?	#NAME?	#NAME?	#NAME?	#NAME?
-	#N/A	#NAME?	#NAME?	#NAME?	#NAME?	#NAME?	#NAME?
-	#N/A	#NAME?	#NAME?	#NAME?	#NAME?	#NAME?	#NAME?
-	#N/A	#NAME?	#NAME?	#NAME?	#NAME?	#NAME?	#NAME?
-	#N/A	#NAME?	#NAME?	#NAME?	#NAME?	#NAME?	#NAME?
-	#N/A	#NAME?	#NAME?	#NAME?	#NAME?	#NAME?	#NAME?
ALL OTHER School Districts: (Count = 0)	#N/A	#NAME?	#NAME?	#NAME?	#NAME?	#NAME?	#NAME?
TOTAL Per Pupil Revenue (Weighted Average Per Pupil Funding)	#NAME?	#NAME?	#NAME?	#NAME?	#NAME?	#NAME?	#NAME?
Special Education Revenue							
Grants							
Stimulus							
DYCD (Department of Youth and Community Development)							
Other							
Other							
TOTAL REVENUE FROM STATE SOURCES							
REVENUE FROM FEDERAL FUNDING							
IDEA Special Needs							
Title I							
Title Funding - Other							
School Food Service (Free Lunch)							
Grants							
Charter School Program (CSP) Planning & Implementation							
Other							
Other							
TOTAL REVENUE FROM FEDERAL SOURCES							
LOCAL and OTHER REVENUE							
Contributions and Donations							
Fundraising							
Erate Reimbursement							
Earnings on Investments							
Interest Income							
Food Service (Income from meals)							
Text Book							
OTHER							
TOTAL REVENUE FROM LOCAL and OTHER SOURCES							
TOTAL REVENUE							

Total Revenue	#NAME?	#NAME?	#NAME?	#NAME?	#NAME?	#NAME?	#NAME?
Total Expenses	#NAME?	#NAME?	#NAME?	#NAME?	#NAME?	#NAME?	#NAME?
Net Income	#NAME?	#NAME?	#NAME?	#NAME?	#NAME?	#NAME?	#NAME?
Actual Student Enrollment	-	-	-	-	-	-	-

TOTALS AND VARIANCE ANALYSIS

*NOTE: Enrollment, Revenue and Expenditure Data IN the 'Total and Variance Analysis' Section is Based on LAST ACTUAL Quarter Completed

Actual		Actual vs.		Actual vs.		Actual vs.	
Current Budget (Current Quarter)		Current Budget		Current Budget - TY		Current Budget TY	
Actual							Original Budget (Current Quarter)
							Actual vs. Original Budget

EXPENSES

Quarter 0

No. of Positions

ADMINISTRATIVE STAFF PERSONNEL COSTS

Executive Management
Instructional Management
Deans, Directors & Coordinators
CFO / Director of Finance
Operation / Business Manager
Administrative Staff

TOTAL ADMINISTRATIVE STAFF

INSTRUCTIONAL PERSONNEL COSTS

Teachers - Regular
Teachers - SPED
Substitute Teachers
Teaching Assistants
Specialty Teachers
Aides
Therapists & Counselors
Other

TOTAL INSTRUCTIONAL

NON-INSTRUCTIONAL PERSONNEL COSTS

Nurse
Librarian
Custodian
Security
Other

TOTAL NON-INSTRUCTIONAL

SUBTOTAL PERSONNEL SERVICE COSTS

PAYROLL TAXES AND BENEFITS

Payroll Taxes
Fringe / Employee Benefits
Retirement / Pension

TOTAL PAYROLL TAXES AND BENEFITS

TOTAL PERSONNEL SERVICE COSTS

CONTRACTED SERVICES

Accounting / Audit
Legal
Management Company Fee
Nurse Services
Food Service / School Lunch
Payroll Services
Special Ed Services
Titlement Services (i.e. Title I)
Other Purchased / Professional / Consulting

TOTAL CONTRACTED SERVICES

2015-16

*NOTE: Enrollment, Revenue and Expenditure Data IN the 'Total and Variance Analysis' Section is Based on LAST ACTUAL Quarter Completed				TOTALS AND VARIANCE ANALYSIS			
	Actual Current Budget (Current Quarter)	Actual vs. Current Budget	Current Budget - TY	Actual vs. Current Budget TY	Original Budget (Current Quarter)	Actual vs. Original Budget	

ENROLLMENT - *School Districts Are Linked To Above Entries*		* Enrollment Data Based on Last Actual Quarter Completed			
NYC CHANCELLOR'S OFFICE	-	-	-		-
-	-	-	-		-
-	-	-	-		-
-	-	-	-		-
-	-	-	-		-
-	-	-	-		-
-	-	-	-		-
-	-	-	-		-
-	-	-	-		-
-	-	-	-		-
-	-	-	-		-
-	-	-	-		-
-	-	-	-		-
-	-	-	-		-
-	-	-	-		-
ALL OTHER School Districts: (Count = 0)	-	-	-		-
TOTAL ENROLLMENT	-	-	-		-
REVENUE PER PUPIL	-	-	-		-
EXPENSES PER PUPIL	-	-	-		-

GARDEN				
Total Revenue	#NAME?	#NAME?	#NAME?	#NAME?
Total Expenses	3,398,202	#NAME?	#NAME?	#NAME?
Net Income	#NAME?	#NAME?	#NAME?	#NAME?
Actual Student Enrollment			-	
*NOTE: Enrollment, Revenue and Expenditure Data IN the 'Total and Variance Analysis' Section is Based on LAST ACTUAL Quarter Completed		5		
		Actual vs. Original Budget - TY	PY Actual (PY TY / No. of COMPLETED Actual CY Quarters	Actual CY vs. Actual PY
REVENUE				
REVENUES FROM STATE SOURCES				
Per Pupil Revenue	CY Per Pupil Rate			
NYC CHANCELLOR'S OFFICE	#NAME?	#NAME?	#NAME?	#NAME?
-	#N/A	#N/A	#NAME?	#NAME?
-	#N/A	#N/A	#NAME?	#NAME?
-	#N/A	#N/A	#NAME?	#NAME?
-	#N/A	#N/A	#NAME?	#NAME?
-	#N/A	#N/A	#NAME?	#NAME?
-	#N/A	#N/A	#NAME?	#NAME?
-	#N/A	#N/A	#NAME?	#NAME?
-	#N/A	#N/A	#NAME?	#NAME?
-	#N/A	#N/A	#NAME?	#NAME?
-	#N/A	#N/A	#NAME?	#NAME?
-	#N/A	#N/A	#NAME?	#NAME?
-	#N/A	#N/A	#NAME?	#NAME?
-	#N/A	#N/A	#NAME?	#NAME?
-	#N/A	#N/A	#NAME?	#NAME?
ALL OTHER School Districts: (Count = 0)	#N/A	#N/A	#NAME?	#NAME?
TOTAL Per Pupil Revenue (Weighted Average Per Pupil Funding)	#NAME?	#NAME?	#NAME?	#NAME?
Special Education Revenue		293,110	#NAME?	#NAME?
Grants				
Stimulus		-	#NAME?	#NAME?
DYCD (Department of Youth and Community Development)		-	#NAME?	#NAME?
Other		-	#NAME?	#NAME?
Other		51,725	#NAME?	#NAME?
TOTAL REVENUE FROM STATE SOURCES		#NAME?	#NAME?	#NAME?
REVENUE FROM FEDERAL FUNDING				
IDEA Special Needs		21,877	#NAME?	#NAME?
Title I		106,650	#NAME?	#NAME?
Title Funding - Other		10,000	#NAME?	#NAME?
School Food Service (Free Lunch)		-	#NAME?	#NAME?
Grants				
Charter School Program (CSP) Planning & Implementation		188,734	#NAME?	#NAME?
Other		-	#NAME?	#NAME?
Other		-	#NAME?	#NAME?
TOTAL REVENUE FROM FEDERAL SOURCES		327,261	#NAME?	#NAME?
LOCAL and OTHER REVENUE				
Contributions and Donations		-	#NAME?	#NAME?
Fundraising		-	#NAME?	#NAME?
Erate Reimbursement		40,541	#NAME?	#NAME?
Earnings on Investments		-	#NAME?	#NAME?
Interest Income		-	#NAME?	#NAME?
Food Service (Income from meals)		-	#NAME?	#NAME?
Text Book		-	#NAME?	#NAME?
OTHER		-	#NAME?	#NAME?
TOTAL REVENUE FROM LOCAL and OTHER SOURCES		40,541	#NAME?	#NAME?
TOTAL REVENUE		#NAME?	#NAME?	#NAME?

GARDEN				
Total Revenue	#NAME?	#NAME?	#NAME?	#NAME?
Total Expenses	3,398,202	#NAME?	#NAME?	#NAME?
Net Income	#NAME?	#NAME?	#NAME?	#NAME?
Actual Student Enrollment			-	
*NOTE: Enrollment, Revenue and Expenditure Data IN the 'Total and Variance Analysis' Section is Based on LAST ACTUAL Quarter Completed		5		
		Actual vs. Original Budget - TY	PY Actual (PY TY / No. of COMPLETED Actual CY Quarters	Actual CY vs. Actual PY
EXPENSES				
ADMINISTRATIVE STAFF PERSONNEL COSTS		Quarter 0 No. of Positions		
Executive Management	#NAME?	-	#NAME?	#NAME?
Instructional Management	#NAME?	109,936	#NAME?	#NAME?
Deans, Directors & Coordinators	#NAME?	52,534	#NAME?	#NAME?
CFO / Director of Finance	#NAME?	-	#NAME?	#NAME?
Operation / Business Manager	#NAME?	194,233	#NAME?	#NAME?
Administrative Staff	#NAME?	-	#NAME?	#NAME?
TOTAL ADMINISTRATIVE STAFF	#NAME?	356,702	#NAME?	#NAME?
INSTRUCTIONAL PERSONNEL COSTS				
Teachers - Regular	#NAME?	637,028	#NAME?	#NAME?
Teachers - SPED	#NAME?	58,022	#NAME?	#NAME?
Substitute Teachers	#NAME?	-	#NAME?	#NAME?
Teaching Assistants	#NAME?	284,306	#NAME?	#NAME?
Specialty Teachers	#NAME?	118,582	#NAME?	#NAME?
Aides	#NAME?	-	#NAME?	#NAME?
Therapists & Counselors	#NAME?	33,846	#NAME?	#NAME?
Other	#NAME?	-	#NAME?	#NAME?
TOTAL INSTRUCTIONAL	#NAME?	1,131,782	#NAME?	#NAME?
NON-INSTRUCTIONAL PERSONNEL COSTS				
Nurse	#NAME?	-	#NAME?	#NAME?
Librarian	#NAME?	-	#NAME?	#NAME?
Custodian	#NAME?	-	#NAME?	#NAME?
Security	#NAME?	-	#NAME?	#NAME?
Other	#NAME?	-	#NAME?	#NAME?
TOTAL NON-INSTRUCTIONAL	#NAME?	-	#NAME?	#NAME?
SUBTOTAL PERSONNEL SERVICE COSTS		#NAME?	1,488,484	#NAME?
PAYROLL TAXES AND BENEFITS				
Payroll Taxes		131,425	#NAME?	#NAME?
Fringe / Employee Benefits		237,328	#NAME?	#NAME?
Retirement / Pension		39,210	#NAME?	#NAME?
TOTAL PAYROLL TAXES AND BENEFITS		407,963	#NAME?	#NAME?
TOTAL PERSONNEL SERVICE COSTS		#NAME?	1,896,447	#NAME?
CONTRACTED SERVICES				
Accounting / Audit		-	#NAME?	#NAME?
Legal		-	#NAME?	#NAME?
Management Company Fee		486,286	#NAME?	#NAME?
Nurse Services		-	#NAME?	#NAME?
Food Service / School Lunch		-	#NAME?	#NAME?
Payroll Services		5,452	#NAME?	#NAME?
Special Ed Services		-	#NAME?	#NAME?
Titlement Services (i.e. Title I)		-	#NAME?	#NAME?
Other Purchased / Professional / Consulting		32,018	#NAME?	#NAME?
TOTAL CONTRACTED SERVICES		523,757	#NAME?	#NAME?

GARDEN				
Total Revenue	#NAME?	#NAME?	#NAME?	#NAME?
Total Expenses	3,398,202	#NAME?	#NAME?	#NAME?
Net Income	#NAME?	#NAME?	#NAME?	#NAME?
Actual Student Enrollment			-	
5				
<div> <div>*NOTE: Enrollment, Revenue and Expenditure Data IN the 'Total and Variance Analysis' Section is Based on LAST ACTUAL Quarter Completed</div> <div> <div>Actual vs. Original Budget TY</div> <div>PY Actual (PY TY / No. of COMPLETED Actual CY Quarters</div> <div>Actual CY vs. Actual PY</div> </div> </div>				
<div> <div>SCHOOL OPERATIONS</div> <div> <div>Board Expenses</div> <div>Classroom / Teaching Supplies & Materials</div> <div>Special Ed Supplies & Materials</div> <div>Textbooks / Workbooks</div> <div>Supplies & Materials other</div> <div>Equipment / Furniture</div> <div>Telephone</div> <div>Technology</div> <div>Student Testing & Assessment</div> <div>Field Trips</div> <div>Transportation (student)</div> <div>Student Services - other</div> <div>Office Expense</div> <div>Staff Development</div> <div>Staff Recruitment</div> <div>Student Recruitment / Marketing</div> <div>School Meals / Lunch</div> <div>Travel (Staff)</div> <div>Fundraising</div> <div>Other</div> <div>TOTAL SCHOOL OPERATIONS</div> </div> </div>				
	279	#NAME?	#NAME?	#NAME?
	90,888	#NAME?	#NAME?	#NAME?
	-	#NAME?	#NAME?	#NAME?
	-	#NAME?	#NAME?	#NAME?
	117,597	#NAME?	#NAME?	#NAME?
	9,931	#NAME?	#NAME?	#NAME?
	-	#NAME?	#NAME?	#NAME?
	89,997	#NAME?	#NAME?	#NAME?
	3,924	#NAME?	#NAME?	#NAME?
	25,809	#NAME?	#NAME?	#NAME?
	17,042	#NAME?	#NAME?	#NAME?
	31,771	#NAME?	#NAME?	#NAME?
	90,366	#NAME?	#NAME?	#NAME?
	71,370	#NAME?	#NAME?	#NAME?
	20,450	#NAME?	#NAME?	#NAME?
	41,719	#NAME?	#NAME?	#NAME?
	28,281	#NAME?	#NAME?	#NAME?
	52,952	#NAME?	#NAME?	#NAME?
	-	#NAME?	#NAME?	#NAME?
	1,200	#NAME?	#NAME?	#NAME?
	693,578	#NAME?	#NAME?	#NAME?
<div> <div>FACILITY OPERATION & MAINTENANCE</div> <div> <div>Insurance</div> <div>Janitorial</div> <div>Building and Land Rent / Lease / Facility Finance Interest</div> <div>Repairs & Maintenance</div> <div>Equipment / Furniture</div> <div>Security</div> <div>Utilities</div> <div>TOTAL FACILITY OPERATION & MAINTENANCE</div> </div> </div>				
	28,001	#NAME?	#NAME?	#NAME?
	-	#NAME?	#NAME?	#NAME?
	-	#NAME?	#NAME?	#NAME?
	34,772	#NAME?	#NAME?	#NAME?
	24,086	#NAME?	#NAME?	#NAME?
	-	#NAME?	#NAME?	#NAME?
	-	#NAME?	#NAME?	#NAME?
	86,859	#NAME?	#NAME?	#NAME?
<div> <div>DEPRECIATION & AMORTIZATION</div> <div>RESERVES / CONTINGENCY</div> </div>				
	197,562	#NAME?	#NAME?	#NAME?
	-	#NAME?	#NAME?	#NAME?
TOTAL EXPENSES	3,398,202	#NAME?	#NAME?	#NAME?
NET INCOME	#NAME?	#NAME?	#NAME?	#NAME?

GARDEN				
Total Revenue	#NAME?	#NAME?	#NAME?	#NAME?
Total Expenses	3,398,202	#NAME?	#NAME?	#NAME?
Net Income	#NAME?	#NAME?	#NAME?	#NAME?
Actual Student Enrollment			-	
*NOTE: Enrollment, Revenue and Expenditure Data IN the 'Total and Variance Analysis' Section is Based on LAST ACTUAL Quarter Completed		5	P Y Actual (P Y	
		Original	Actual	TY / No. of
		Budget - TY	vs. Original	COMPLETED
			Budget TY	Actual CY
				Quarters
				Actual CY
				vs. Actual PY
ENROLLMENT - *School Districts Are Linked To Above Entries*				
NYC CHANCELLOR'S OFFICE			-	-
-			-	-
-			-	-
-			-	-
-			-	-
-			-	-
-			-	-
-			-	-
-			-	-
-			-	-
-			-	-
-			-	-
-			-	-
-			-	-
-			-	-
ALL OTHER School Districts: (Count = 0)			-	-
TOTAL ENROLLMENT			-	-
REVENUE PER PUPIL			-	-
EXPENSES PER PUPIL			-	-



Annual Report Requirement
for SUNY Authorized Charter Schools
SUCCESS ACADEMY SPRINGFIELD GARDEN
2015-16

Administrative
expenditures per pupil:

\$0.00

Per NYS Statute

Administrative expenditures per pupil: the sum of all general administration salaries and other general administration expenditures divided by the total number of enrolled students. Employee benefit costs or expenditures should not be reported here.

***NOTE: THIS TAB ONLY NEEDS TO BE COMPLETED FOR Q4**

Required Form: 2014-15 Appendix E - Trustee Disclosure of Financial Interest Form

Created Friday, October 30, 2015

<https://nysed.fluidsurveys.com/account/surveys/537586/responses/export/?collector=109126/s/Regents-Appendix-E-BOT-Form/0a>

Page 1

Please open the link to this form using **Google Chrome** as your browser. Doing so will allow you to input your signature on page 2 of the form. Thank you.

1. TRUSTEE NAME

	First Name	Last Name
Trustee Name	Richard	Barrera

2. *Your Home Address:

2. *Your Home Address: Street Address	
2. *Your Home Address: City/State	
2. *Your Home Address: Zip	

3. *Your Business Address

3. *Your Business Address Street Address	
3. *Your Business Address City/State	
3. *Your Business Address Zip	

4. *Daytime Phone Number:

5. *E-mail Address:

6. I am a Trustee of a parent education corporation listed below which governs one or more charter schools.

Success Academy Charter Schools NYC (Ed Corp)

Success Academy Charter School - Bed Stuy 1

Success Academy Charter School - Bed Stuy 2

Success Academy Charter School - Bensonhurst

Success Academy Charter School - Bergen Beach

Success Academy Charter School - Bronx 1
Success Academy Charter School - Bronx 2
Success Academy Charter School - Bronx 3
Success Academy Charter School - Bronx 4
Success Academy Charter School - Cobble Hill
Success Academy Charter School - Crown Heights
Success Academy Charter School - Fort Greene
Success Academy Charter School - Harlem 1
Success Academy Charter School - Harlem 2
Success Academy Charter School - Harlem 3
Success Academy Charter School - Harlem 4
Success Academy Charter School - Harlem 5
Success Academy Charter School - Hell's Kitchen
Success Academy Charter School - NYC 1
Success Academy Charter School - NYC 10
Success Academy Charter School - NYC 11
Success Academy Charter School - NYC 12
Success Academy Charter School - NYC 13
Success Academy Charter School - NYC 14
Success Academy Charter School - NYC 2
Success Academy Charter School - NYC 3
Success Academy Charter School - NYC 4
Success Academy Charter School - NYC 5
Success Academy Charter School - NYC 6
Success Academy Charter School - NYC 7
Success Academy Charter School - NYC 8
Success Academy Charter School - NYC 9
Success Academy Charter School - Prospect Heights
Success Academy Charter School - Rosedale
Success Academy Charter School - Springfield Gardens
Success Academy Charter School - Union Square

Success Academy Charter School - Upper West

Success Academy Charter School - Washington Heights

Success Academy Charter School - Williamsburg

8. Select all positions you have held on the Board:

(check all that apply)

-
- Other, please specify...: Academic Committee
-

9. Are you a trustee and also an employee of the school?

No

10. Are you a trustee and an employee or agent of the management company or institutional partner of the charter school?

No

11. Have you or any of your immediate family members or any persons who live with you in your house had an interest in or engaged in a transaction with the charter school during the time you have served on the board, and in the six-month period prior to such service?

No

12. Are you a member, director, officer or employee of an organization formally partnered with a school that is doing business with the charter school and in which such entity, during your tenure as a trustee, you and/or your immediate family member or person living in your house had a financial interest or relationship?

No

Signature of Trustee

A handwritten signature consisting of the letters 'R' and 'B' in a stylized, cursive-like font. The 'R' is formed with a single continuous stroke, and the 'B' is also formed with a single continuous stroke, with the two letters connected.

Thank you.

Required Form: 2014-15 Appendix E - Trustee Disclosure of Financial Interest Form

Created Friday, October 30, 2015

<https://nysed.fluidsurveys.com/account/surveys/537586/responses/export/?collector=109126/s/Regents-Appendix-E-BOT-Form/c0>

Page 1

Please open the link to this form using **Google Chrome** as your browser. Doing so will allow you to input your signature on page 2 of the form. Thank you.

1. TRUSTEE NAME

	First Name	Last Name
Trustee Name	Bryan	Binder

2. *Your Home Address:

2. *Your Home Address: Street Address	
2. *Your Home Address: City/State	
2. *Your Home Address: Zip	

3. *Your Business Address

3. *Your Business Address Street Address	
3. *Your Business Address City/State	
3. *Your Business Address Zip	

4. *Daytime Phone Number:

5. *E-mail Address:

6. I am a Trustee of a parent education corporation listed below which governs one or more charter schools.

Success Academy Charter Schools NYC (Ed Corp)

Success Academy Charter School - Bed Stuy 1

Success Academy Charter School - Bed Stuy 2

Success Academy Charter School - Bensonhurst

Success Academy Charter School - Bergen Beach

Success Academy Charter School - Bronx 1
Success Academy Charter School - Bronx 2
Success Academy Charter School - Bronx 3
Success Academy Charter School - Bronx 4
Success Academy Charter School - Cobble Hill
Success Academy Charter School - Crown Heights
Success Academy Charter School - Fort Greene
Success Academy Charter School - Harlem 1
Success Academy Charter School - Harlem 2
Success Academy Charter School - Harlem 3
Success Academy Charter School - Harlem 4
Success Academy Charter School - Harlem 5
Success Academy Charter School - Hell's Kitchen
Success Academy Charter School - NYC 1
Success Academy Charter School - NYC 10
Success Academy Charter School - NYC 11
Success Academy Charter School - NYC 12
Success Academy Charter School - NYC 13
Success Academy Charter School - NYC 14
Success Academy Charter School - NYC 2
Success Academy Charter School - NYC 3
Success Academy Charter School - NYC 4
Success Academy Charter School - NYC 5
Success Academy Charter School - NYC 6
Success Academy Charter School - NYC 7
Success Academy Charter School - NYC 8
Success Academy Charter School - NYC 9
Success Academy Charter School - Prospect Heights
Success Academy Charter School - Rosedale
Success Academy Charter School - Springfield Gardens
Success Academy Charter School - Union Square

Success Academy Charter School - Upper West

Success Academy Charter School - Washington Heights

Success Academy Charter School - Williamsburg

8. Select all positions you have held on the Board:

(check all that apply)

-
- Vice Chair/Vice President
-

9. Are you a trustee and also an employee of the school?

No

10. Are you a trustee and an employee or agent of the management company or institutional partner of the charter school?

No

11. Have you or any of your immediate family members or any persons who live with you in your house had an interest in or engaged in a transaction with the charter school during the time you have served on the board, and in the six-month period prior to such service?

No

12. Are you a member, director, officer or employee of an organization formally partnered with a school that is doing business with the charter school and in which such entity, during your tenure as a trustee, you and/or your immediate family member or person living in your house had a financial interest or relationship?

No

Signature of Trustee

A handwritten signature consisting of two stylized, overlapping capital letters 'B' and 'B'.

Thank you.

Required Form: 2014-15 Appendix E - Trustee Disclosure of Financial Interest Form

Created Friday, October 30, 2015

<https://nysed.fluidsurveys.com/account/surveys/537586/responses/export/?collector=109126/s/Regents-Appendix-E-BOT-Form/71>

Page 1

Please open the link to this form using **Google Chrome** as your browser. Doing so will allow you to input your signature on page 2 of the form. Thank you.

1. TRUSTEE NAME

	First Name	Last Name
Trustee Name	Derrell	Bradford

2. *Your Home Address:

2. *Your Home Address: Street Address	
2. *Your Home Address: City/State	
2. *Your Home Address: Zip	

3. *Your Business Address

3. *Your Business Address Street Address	
3. *Your Business Address City/State	
3. *Your Business Address Zip	

4. *Daytime Phone Number:

5. *E-mail Address:

6. I am a Trustee of a parent education corporation listed below which governs one or more charter schools.

Success Academy Charter Schools NYC (Ed Corp)

Success Academy Charter School - Bed Stuy 1

Success Academy Charter School - Bed Stuy 2

Success Academy Charter School - Bensonhurst

Success Academy Charter School - Bergen Beach

Success Academy Charter School - Bronx 1
Success Academy Charter School - Bronx 2
Success Academy Charter School - Bronx 3
Success Academy Charter School - Bronx 4
Success Academy Charter School - Cobble Hill
Success Academy Charter School - Crown Heights
Success Academy Charter School - Fort Greene
Success Academy Charter School - Harlem 1
Success Academy Charter School - Harlem 2
Success Academy Charter School - Harlem 3
Success Academy Charter School - Harlem 4
Success Academy Charter School - Harlem 5
Success Academy Charter School - Hell's Kitchen
Success Academy Charter School - NYC 1
Success Academy Charter School - NYC 10
Success Academy Charter School - NYC 11
Success Academy Charter School - NYC 12
Success Academy Charter School - NYC 13
Success Academy Charter School - NYC 14
Success Academy Charter School - NYC 2
Success Academy Charter School - NYC 3
Success Academy Charter School - NYC 4
Success Academy Charter School - NYC 5
Success Academy Charter School - NYC 6
Success Academy Charter School - NYC 7
Success Academy Charter School - NYC 8
Success Academy Charter School - NYC 9
Success Academy Charter School - Prospect Heights
Success Academy Charter School - Rosedale
Success Academy Charter School - Springfield Gardens
Success Academy Charter School - Union Square

Success Academy Charter School - Upper West

Success Academy Charter School - Washington Heights

Success Academy Charter School - Williamsburg

8. Select all positions you have held on the Board:

(check all that apply)

-
- Other, please specify...: Member
-

9. Are you a trustee and also an employee of the school?

No

10. Are you a trustee and an employee or agent of the management company or institutional partner of the charter school?

No


11. Have you or any of your immediate family members or any persons who live with you in your house had an interest in or engaged in a transaction with the charter school during the time you have served on the board, and in the six-month period prior to such service?

No

12. Are you a member, director, officer or employee of an organization formally partnered with a school that is doing business with the charter school and in which such entity, during your tenure as a trustee, you and/or your immediate family member or person living in your house had a financial interest or relationship?

No

Signature of Trustee

A handwritten signature consisting of the letters 'D' and 'B' in a stylized, cursive-like font. The 'D' is formed with a single stroke, and the 'B' is also formed with a single stroke, with the two letters placed side-by-side.

Thank you.

Required Form: 2014-15 Appendix E - Trustee Disclosure of Financial Interest Form

Created Friday, October 30, 2015

<https://nysed.fluidsurveys.com/account/surveys/537586/responses/export/?collector=109126/s/Regents-Appendix-E-BOT-Form/91>

Page 1

Please open the link to this form using **Google Chrome** as your browser. Doing so will allow you to input your signature on page 2 of the form. Thank you.

1. TRUSTEE NAME

	First Name	Last Name
Trustee Name	Sandeep	Chainani

2. *Your Home Address:

2. *Your Home Address: Street Address	
2. *Your Home Address: City/State	
2. *Your Home Address: Zip	

3. *Your Business Address

3. *Your Business Address Street Address	
3. *Your Business Address City/State	
3. *Your Business Address Zip	

4. *Daytime Phone Number:

5. *E-mail Address:

6. I am a Trustee of a parent education corporation listed below which governs one or more charter schools.

Success Academy Charter Schools NYC (Ed Corp)

Success Academy Charter School - Bed Stuy 1

Success Academy Charter School - Bed Stuy 2

Success Academy Charter School - Bensonhurst

Success Academy Charter School - Bergen Beach

Success Academy Charter School - Bronx 1
Success Academy Charter School - Bronx 2
Success Academy Charter School - Bronx 3
Success Academy Charter School - Bronx 4
Success Academy Charter School - Cobble Hill
Success Academy Charter School - Crown Heights
Success Academy Charter School - Fort Greene
Success Academy Charter School - Harlem 1
Success Academy Charter School - Harlem 2
Success Academy Charter School - Harlem 3
Success Academy Charter School - Harlem 4
Success Academy Charter School - Harlem 5
Success Academy Charter School - Hell's Kitchen
Success Academy Charter School - NYC 1
Success Academy Charter School - NYC 10
Success Academy Charter School - NYC 11
Success Academy Charter School - NYC 12
Success Academy Charter School - NYC 13
Success Academy Charter School - NYC 14
Success Academy Charter School - NYC 2
Success Academy Charter School - NYC 3
Success Academy Charter School - NYC 4
Success Academy Charter School - NYC 5
Success Academy Charter School - NYC 6
Success Academy Charter School - NYC 7
Success Academy Charter School - NYC 8
Success Academy Charter School - NYC 9
Success Academy Charter School - Prospect Heights
Success Academy Charter School - Rosedale
Success Academy Charter School - Springfield Gardens
Success Academy Charter School - Union Square

Success Academy Charter School - Upper West

Success Academy Charter School - Washington Heights

Success Academy Charter School - Williamsburg

8. Select all positions you have held on the Board:

(check all that apply)

(No response)

9. Are you a trustee and also an employee of the school?

No

10. Are you a trustee and an employee or agent of the management company or institutional partner of the charter school?

No

11. Have you or any of your immediate family members or any persons who live with you in your house had an interest in or engaged in a transaction with the charter school during the time you have served on the board, and in the six-month period prior to such service?

No

12. Are you a member, director, officer or employee of an organization formally partnered with a school that is doing business with the charter school and in which such entity, during your tenure as a trustee, you and/or your immediate family member or person living in your house had a financial interest or relationship?

No

Signature of Trustee

SC

Thank you.

Required Form: 2014-15 Appendix E - Trustee Disclosure of Financial Interest Form

Created Friday, October 30, 2015

<https://nysed.fluidsurveys.com/account/surveys/537586/responses/export/?collector=109126/s/Regents-Appendix-E-BOT-Form/27>

Page 1

Please open the link to this form using **Google Chrome** as your browser. Doing so will allow you to input your signature on page 2 of the form. Thank you.

1. TRUSTEE NAME

	First Name	Last Name
Trustee Name	Samuel	Cole

2. *Your Home Address:

2. *Your Home Address: Street Address	
2. *Your Home Address: City/State	
2. *Your Home Address: Zip	

3. *Your Business Address

3. *Your Business Address Street Address	
3. *Your Business Address City/State	
3. *Your Business Address Zip	

4. *Daytime Phone Number:

5. *E-mail Address:

6. I am a Trustee of a parent education corporation listed below which governs one or more charter schools.

Success Academy Charter Schools NYC (Ed Corp)

Success Academy Charter School - Bed Stuy 1

Success Academy Charter School - Bed Stuy 2

Success Academy Charter School - Bensonhurst

Success Academy Charter School - Bergen Beach

Success Academy Charter School - Bronx 1
Success Academy Charter School - Bronx 2
Success Academy Charter School - Bronx 3
Success Academy Charter School - Bronx 4
Success Academy Charter School - Cobble Hill
Success Academy Charter School - Crown Heights
Success Academy Charter School - Fort Greene
Success Academy Charter School - Harlem 1
Success Academy Charter School - Harlem 2
Success Academy Charter School - Harlem 3
Success Academy Charter School - Harlem 4
Success Academy Charter School - Harlem 5
Success Academy Charter School - Hell's Kitchen
Success Academy Charter School - NYC 1
Success Academy Charter School - NYC 10
Success Academy Charter School - NYC 11
Success Academy Charter School - NYC 12
Success Academy Charter School - NYC 13
Success Academy Charter School - NYC 14
Success Academy Charter School - NYC 2
Success Academy Charter School - NYC 3
Success Academy Charter School - NYC 4
Success Academy Charter School - NYC 5
Success Academy Charter School - NYC 6
Success Academy Charter School - NYC 7
Success Academy Charter School - NYC 8
Success Academy Charter School - NYC 9
Success Academy Charter School - Prospect Heights
Success Academy Charter School - Rosedale
Success Academy Charter School - Springfield Gardens
Success Academy Charter School - Union Square

Success Academy Charter School - Upper West

Success Academy Charter School - Washington Heights

Success Academy Charter School - Williamsburg

8. Select all positions you have held on the Board:

(check all that apply)

-
- Chair/President
-

9. Are you a trustee and also an employee of the school?

No

10. Are you a trustee and an employee or agent of the management company or institutional partner of the charter school?

No


11. Have you or any of your immediate family members or any persons who live with you in your house had an interest in or engaged in a transaction with the charter school during the time you have served on the board, and in the six-month period prior to such service?

No

12. Are you a member, director, officer or employee of an organization formally partnered with a school that is doing business with the charter school and in which such entity, during your tenure as a trustee, you and/or your immediate family member or person living in your house had a financial interest or relationship?

No

Signature of Trustee

A handwritten signature consisting of the letters 'S' and 'c' in a cursive, stylized font.

Thank you.

Required Form: 2014-15 Appendix E - Trustee Disclosure of Financial Interest Form

Created Friday, October 30, 2015

<https://nysed.fluidsurveys.com/account/surveys/537586/responses/export/?collector=109126/s/Regents-Appendix-E-BOT-Form/fe>

Page 1

Please open the link to this form using **Google Chrome** as your browser. Doing so will allow you to input your signature on page 2 of the form. Thank you.

1. TRUSTEE NAME

	First Name	Last Name
Trustee Name	Scott J.	Friedman

2. *Your Home Address:

2. *Your Home Address: Street Address	
2. *Your Home Address: City/State	
2. *Your Home Address: Zip	

3. *Your Business Address

3. *Your Business Address Street Address	
3. *Your Business Address City/State	
3. *Your Business Address Zip	

4. *Daytime Phone Number:

5. *E-mail Address:

6. I am a Trustee of a parent education corporation listed below which governs one or more charter schools.

Success Academy Charter Schools NYC (Ed Corp)

Success Academy Charter School - Bed Stuy 1

Success Academy Charter School - Bed Stuy 2

Success Academy Charter School - Bensonhurst

Success Academy Charter School - Bergen Beach

Success Academy Charter School - Bronx 1
Success Academy Charter School - Bronx 2
Success Academy Charter School - Bronx 3
Success Academy Charter School - Bronx 4
Success Academy Charter School - Cobble Hill
Success Academy Charter School - Crown Heights
Success Academy Charter School - Fort Greene
Success Academy Charter School - Harlem 1
Success Academy Charter School - Harlem 2
Success Academy Charter School - Harlem 3
Success Academy Charter School - Harlem 4
Success Academy Charter School - Harlem 5
Success Academy Charter School - Hell's Kitchen
Success Academy Charter School - NYC 1
Success Academy Charter School - NYC 10
Success Academy Charter School - NYC 11
Success Academy Charter School - NYC 12
Success Academy Charter School - NYC 13
Success Academy Charter School - NYC 14
Success Academy Charter School - NYC 2
Success Academy Charter School - NYC 3
Success Academy Charter School - NYC 4
Success Academy Charter School - NYC 5
Success Academy Charter School - NYC 6
Success Academy Charter School - NYC 7
Success Academy Charter School - NYC 8
Success Academy Charter School - NYC 9
Success Academy Charter School - Prospect Heights
Success Academy Charter School - Rosedale
Success Academy Charter School - Springfield Gardens
Success Academy Charter School - Union Square

Success Academy Charter School - Upper West

Success Academy Charter School - Washington Heights

Success Academy Charter School - Williamsburg

8. Select all positions you have held on the Board:

(check all that apply)

• Treasurer

• Other, please specify...: Governing Board

9. Are you a trustee and also an employee of the school?

No

10. Are you a trustee and an employee or agent of the management company or institutional partner of the charter school?

No

11. Have you or any of your immediate family members or any persons who live with you in your house had an interest in or engaged in a transaction with the charter school during the time you have served on the board, and in the six-month period prior to such service?

No

12. Are you a member, director, officer or employee of an organization formally partnered with a school that is doing business with the charter school and in which such entity, during your tenure as a trustee, you and/or your immediate family member or person living in your house had a financial interest or relationship?

No

Signature of Trustee

A handwritten signature consisting of the letters 'S' and 'F' in a stylized, cursive-like font. The 'S' is a simple loop, and the 'F' has a long horizontal top bar and a vertical stem.

Thank you.

Required Form: 2014-15 Appendix E - Trustee Disclosure of Financial Interest Form

Created Friday, October 30, 2015

<https://nysed.fluidsurveys.com/account/surveys/537586/responses/export/?collector=109126/s/Regents-Appendix-E-BOT-Form/14>

Page 1

Please open the link to this form using **Google Chrome** as your browser. Doing so will allow you to input your signature on page 2 of the form. Thank you.

1. TRUSTEE NAME

	First Name	Last Name
Trustee Name	Suleman E.	Lunat

2. *Your Home Address:

2. *Your Home Address: Street Address	
2. *Your Home Address: City/State	
2. *Your Home Address: Zip	

3. *Your Business Address

3. *Your Business Address Street Address	
3. *Your Business Address City/State	
3. *Your Business Address Zip	

4. *Daytime Phone Number:

--

5. *E-mail Address:

--

6. I am a Trustee of a parent education corporation listed below which governs one or more charter schools.

Success Academy Charter Schools NYC (Ed Corp)

Success Academy Charter School - Bed Stuy 1

Success Academy Charter School - Bed Stuy 2

Success Academy Charter School - Bensonhurst

Success Academy Charter School - Bergen Beach

Success Academy Charter School - Bronx 1
Success Academy Charter School - Bronx 2
Success Academy Charter School - Bronx 3
Success Academy Charter School - Bronx 4
Success Academy Charter School - Cobble Hill
Success Academy Charter School - Crown Heights
Success Academy Charter School - Fort Greene
Success Academy Charter School - Harlem 1
Success Academy Charter School - Harlem 2
Success Academy Charter School - Harlem 3
Success Academy Charter School - Harlem 4
Success Academy Charter School - Harlem 5
Success Academy Charter School - Hell's Kitchen
Success Academy Charter School - NYC 1
Success Academy Charter School - NYC 10
Success Academy Charter School - NYC 11
Success Academy Charter School - NYC 12
Success Academy Charter School - NYC 13
Success Academy Charter School - NYC 14
Success Academy Charter School - NYC 2
Success Academy Charter School - NYC 3
Success Academy Charter School - NYC 4
Success Academy Charter School - NYC 5
Success Academy Charter School - NYC 6
Success Academy Charter School - NYC 7
Success Academy Charter School - NYC 8
Success Academy Charter School - NYC 9
Success Academy Charter School - Prospect Heights
Success Academy Charter School - Rosedale
Success Academy Charter School - Springfield Gardens
Success Academy Charter School - Union Square

Success Academy Charter School - Upper West

Success Academy Charter School - Washington Heights

Success Academy Charter School - Williamsburg

8. Select all positions you have held on the Board:

(check all that apply)

(No response)

9. Are you a trustee and also an employee of the school?

No

10. Are you a trustee and an employee or agent of the management company or institutional partner of the charter school?

No

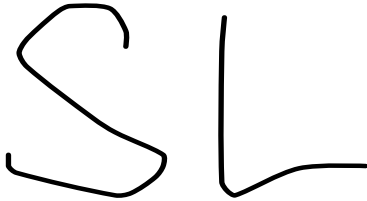
11. Have you or any of your immediate family members or any persons who live with you in your house had an interest in or engaged in a transaction with the charter school during the time you have served on the board, and in the six-month period prior to such service?

No

12. Are you a member, director, officer or employee of an organization formally partnered with a school that is doing business with the charter school and in which such entity, during your tenure as a trustee, you and/or your immediate family member or person living in your house had a financial interest or relationship?

No

Signature of Trustee

A handwritten signature consisting of the letters 'S' and 'L' in a simple, bold, black ink style. The 'S' is formed with a single continuous stroke, and the 'L' is formed with two strokes: a vertical line and a horizontal base.

Thank you.

Required Form: 2014-15 Appendix E - Trustee Disclosure of Financial Interest Form

Created Friday, October 30, 2015

<https://nysed.fluidsurveys.com/account/surveys/537586/responses/export/?collector=109126/s/Regents-Appendix-E-BOT-Form/2e>

Page 1

Please open the link to this form using **Google Chrome** as your browser. Doing so will allow you to input your signature on page 2 of the form. Thank you.

1. TRUSTEE NAME

	First Name	Last Name
Trustee Name	David	Nanus

2. *Your Home Address:

2. *Your Home Address: Street Address	
2. *Your Home Address: City/State	
2. *Your Home Address: Zip	

3. *Your Business Address

3. *Your Business Address Street Address	
3. *Your Business Address City/State	
3. *Your Business Address Zip	

4. *Daytime Phone Number:

--

5. *E-mail Address:

--

6. I am a Trustee of a parent education corporation listed below which governs one or more charter schools.

Success Academy Charter Schools NYC (Ed Corp)

Success Academy Charter School - Bed Stuy 1

Success Academy Charter School - Bed Stuy 2

Success Academy Charter School - Bensonhurst

Success Academy Charter School - Bergen Beach

Success Academy Charter School - Bronx 1
Success Academy Charter School - Bronx 2
Success Academy Charter School - Bronx 3
Success Academy Charter School - Bronx 4
Success Academy Charter School - Cobble Hill
Success Academy Charter School - Crown Heights
Success Academy Charter School - Fort Greene
Success Academy Charter School - Harlem 1
Success Academy Charter School - Harlem 2
Success Academy Charter School - Harlem 3
Success Academy Charter School - Harlem 4
Success Academy Charter School - Harlem 5
Success Academy Charter School - Hell's Kitchen
Success Academy Charter School - NYC 1
Success Academy Charter School - NYC 10
Success Academy Charter School - NYC 11
Success Academy Charter School - NYC 12
Success Academy Charter School - NYC 13
Success Academy Charter School - NYC 14
Success Academy Charter School - NYC 2
Success Academy Charter School - NYC 3
Success Academy Charter School - NYC 4
Success Academy Charter School - NYC 5
Success Academy Charter School - NYC 6
Success Academy Charter School - NYC 7
Success Academy Charter School - NYC 8
Success Academy Charter School - NYC 9
Success Academy Charter School - Prospect Heights
Success Academy Charter School - Rosedale
Success Academy Charter School - Springfield Gardens
Success Academy Charter School - Union Square

Success Academy Charter School - Upper West

Success Academy Charter School - Washington Heights

Success Academy Charter School - Williamsburg

8. Select all positions you have held on the Board:

(check all that apply)

(No response)

9. Are you a trustee and also an employee of the school?

No

10. Are you a trustee and an employee or agent of the management company or institutional partner of the charter school?

No

11. Have you or any of your immediate family members or any persons who live with you in your house had an interest in or engaged in a transaction with the charter school during the time you have served on the board, and in the six-month period prior to such service?

No

12. Are you a member, director, officer or employee of an organization formally partnered with a school that is doing business with the charter school and in which such entity, during your tenure as a trustee, you and/or your immediate family member or person living in your house had a financial interest or relationship?

No

Signature of Trustee

DN

Thank you.

Required Form: 2014-15 Appendix E - Trustee Disclosure of Financial Interest Form

Created Friday, October 30, 2015

<https://nysed.fluidsurveys.com/account/surveys/537586/responses/export/?collector=109126/s/Regents-Appendix-E-BOT-Form/3c>

Page 1

Please open the link to this form using **Google Chrome** as your browser. Doing so will allow you to input your signature on page 2 of the form. Thank you.

1. TRUSTEE NAME

	First Name	Last Name
Trustee Name	Graham	Officer

2. *Your Home Address:

2. *Your Home Address: Street Address	
2. *Your Home Address: City/State	
2. *Your Home Address: Zip	

3. *Your Business Address

3. *Your Business Address Street Address	
3. *Your Business Address City/State	
3. *Your Business Address Zip	

4. *Daytime Phone Number:

5. *E-mail Address:

6. I am a Trustee of a parent education corporation listed below which governs one or more charter schools.

Success Academy Charter Schools NYC (Ed Corp)

Success Academy Charter School - Bed Stuy 1

Success Academy Charter School - Bed Stuy 2

Success Academy Charter School - Bensonhurst

Success Academy Charter School - Bergen Beach

Success Academy Charter School - Bronx 1
Success Academy Charter School - Bronx 2
Success Academy Charter School - Bronx 3
Success Academy Charter School - Bronx 4
Success Academy Charter School - Cobble Hill
Success Academy Charter School - Crown Heights
Success Academy Charter School - Fort Greene
Success Academy Charter School - Harlem 1
Success Academy Charter School - Harlem 2
Success Academy Charter School - Harlem 3
Success Academy Charter School - Harlem 4
Success Academy Charter School - Harlem 5
Success Academy Charter School - Hell's Kitchen
Success Academy Charter School - NYC 1
Success Academy Charter School - NYC 10
Success Academy Charter School - NYC 11
Success Academy Charter School - NYC 12
Success Academy Charter School - NYC 13
Success Academy Charter School - NYC 14
Success Academy Charter School - NYC 2
Success Academy Charter School - NYC 3
Success Academy Charter School - NYC 4
Success Academy Charter School - NYC 5
Success Academy Charter School - NYC 6
Success Academy Charter School - NYC 7
Success Academy Charter School - NYC 8
Success Academy Charter School - NYC 9
Success Academy Charter School - Prospect Heights
Success Academy Charter School - Rosedale
Success Academy Charter School - Springfield Gardens
Success Academy Charter School - Union Square

Success Academy Charter School - Upper West

Success Academy Charter School - Washington Heights

Success Academy Charter School - Williamsburg

8. Select all positions you have held on the Board:

(check all that apply)

-
- Other, please specify...: Board Member
-

9. Are you a trustee and also an employee of the school?

No

10. Are you a trustee and an employee or agent of the management company or institutional partner of the charter school?

No

11. Have you or any of your immediate family members or any persons who live with you in your house had an interest in or engaged in a transaction with the charter school during the time you have served on the board, and in the six-month period prior to such service?

No

12. Are you a member, director, officer or employee of an organization formally partnered with a school that is doing business with the charter school and in which such entity, during your tenure as a trustee, you and/or your immediate family member or person living in your house had a financial interest or relationship?

No

Signature of Trustee

GO

Thank you.

Required Form: 2014-15 Appendix E - Trustee Disclosure of Financial Interest Form

Created Friday, October 30, 2015

<https://nysed.fluidsurveys.com/account/surveys/537586/responses/export/?collector=109126/s/Regents-Appendix-E-BOT-Form/b1>

Page 1

Please open the link to this form using **Google Chrome** as your browser. Doing so will allow you to input your signature on page 2 of the form. Thank you.

1. TRUSTEE NAME

	First Name	Last Name
Trustee Name	Khadijah	Pickel

2. *Your Home Address:

2. *Your Home Address: Street Address	
2. *Your Home Address: City/State	
2. *Your Home Address: Zip	

3. *Your Business Address

3. *Your Business Address Street Address	
3. *Your Business Address City/State	
3. *Your Business Address Zip	

4. *Daytime Phone Number:

--

5. *E-mail Address:

--

6. I am a Trustee of a parent education corporation listed below which governs one or more charter schools.

Success Academy Charter Schools NYC (Ed Corp)

Success Academy Charter School - Bed Stuy 1

Success Academy Charter School - Bed Stuy 2

Success Academy Charter School - Bensonhurst

Success Academy Charter School - Bergen Beach

Success Academy Charter School - Bronx 1
Success Academy Charter School - Bronx 2
Success Academy Charter School - Bronx 3
Success Academy Charter School - Bronx 4
Success Academy Charter School - Cobble Hill
Success Academy Charter School - Crown Heights
Success Academy Charter School - Fort Greene
Success Academy Charter School - Harlem 1
Success Academy Charter School - Harlem 2
Success Academy Charter School - Harlem 3
Success Academy Charter School - Harlem 4
Success Academy Charter School - Harlem 5
Success Academy Charter School - Hell's Kitchen
Success Academy Charter School - NYC 1
Success Academy Charter School - NYC 10
Success Academy Charter School - NYC 11
Success Academy Charter School - NYC 12
Success Academy Charter School - NYC 13
Success Academy Charter School - NYC 14
Success Academy Charter School - NYC 2
Success Academy Charter School - NYC 3
Success Academy Charter School - NYC 4
Success Academy Charter School - NYC 5
Success Academy Charter School - NYC 6
Success Academy Charter School - NYC 7
Success Academy Charter School - NYC 8
Success Academy Charter School - NYC 9
Success Academy Charter School - Prospect Heights
Success Academy Charter School - Rosedale
Success Academy Charter School - Springfield Gardens
Success Academy Charter School - Union Square

Success Academy Charter School - Upper West

Success Academy Charter School - Washington Heights

Success Academy Charter School - Williamsburg

8. Select all positions you have held on the Board:

(check all that apply)

-
- Parent Representative
-

9. Are you a trustee and also an employee of the school?

No

10. Are you a trustee and an employee or agent of the management company or institutional partner of the charter school?

No

11. Have you or any of your immediate family members or any persons who live with you in your house had an interest in or engaged in a transaction with the charter school during the time you have served on the board, and in the six-month period prior to such service?

No

12. Are you a member, director, officer or employee of an organization formally partnered with a school that is doing business with the charter school and in which such entity, during your tenure as a trustee, you and/or your immediate family member or person living in your house had a financial interest or relationship?

No

Signature of Trustee

K P

Thank you.

Required Form: 2014-15 Appendix E - Trustee Disclosure of Financial Interest Form

Created Friday, October 30, 2015

<https://nysed.fluidsurveys.com/account/surveys/537586/responses/export/?collector=109126/s/Regents-Appendix-E-BOT-Form/46>

Page 1

Please open the link to this form using **Google Chrome** as your browser. Doing so will allow you to input your signature on page 2 of the form. Thank you.

1. TRUSTEE NAME

	First Name	Last Name
Trustee Name	Jarrett	Posner

2. *Your Home Address:

2. *Your Home Address: Street Address	
2. *Your Home Address: City/State	
2. *Your Home Address: Zip	

3. *Your Business Address

3. *Your Business Address Street Address	
3. *Your Business Address City/State	
3. *Your Business Address Zip	

4. *Daytime Phone Number:

--

5. *E-mail Address:

--

6. I am a Trustee of a parent education corporation listed below which governs one or more charter schools.

Success Academy Charter Schools NYC (Ed Corp)

Success Academy Charter School - Bed Stuy 1

Success Academy Charter School - Bed Stuy 2

Success Academy Charter School - Bensonhurst

Success Academy Charter School - Bergen Beach

Success Academy Charter School - Bronx 1
Success Academy Charter School - Bronx 2
Success Academy Charter School - Bronx 3
Success Academy Charter School - Bronx 4
Success Academy Charter School - Cobble Hill
Success Academy Charter School - Crown Heights
Success Academy Charter School - Fort Greene
Success Academy Charter School - Harlem 1
Success Academy Charter School - Harlem 2
Success Academy Charter School - Harlem 3
Success Academy Charter School - Harlem 4
Success Academy Charter School - Harlem 5
Success Academy Charter School - Hell's Kitchen
Success Academy Charter School - NYC 1
Success Academy Charter School - NYC 10
Success Academy Charter School - NYC 11
Success Academy Charter School - NYC 12
Success Academy Charter School - NYC 13
Success Academy Charter School - NYC 14
Success Academy Charter School - NYC 2
Success Academy Charter School - NYC 3
Success Academy Charter School - NYC 4
Success Academy Charter School - NYC 5
Success Academy Charter School - NYC 6
Success Academy Charter School - NYC 7
Success Academy Charter School - NYC 8
Success Academy Charter School - NYC 9
Success Academy Charter School - Prospect Heights
Success Academy Charter School - Rosedale
Success Academy Charter School - Springfield Gardens
Success Academy Charter School - Union Square

Success Academy Charter School - Upper West

Success Academy Charter School - Washington Heights

Success Academy Charter School - Williamsburg

8. Select all positions you have held on the Board:

(check all that apply)

-
- Other, please specify...: Member of Finance Committee
-

9. Are you a trustee and also an employee of the school?

No

10. Are you a trustee and an employee or agent of the management company or institutional partner of the charter school?

No

11. Have you or any of your immediate family members or any persons who live with you in your house had an interest in or engaged in a transaction with the charter school during the time you have served on the board, and in the six-month period prior to such service?

No

12. Are you a member, director, officer or employee of an organization formally partnered with a school that is doing business with the charter school and in which such entity, during your tenure as a trustee, you and/or your immediate family member or person living in your house had a financial interest or relationship?

No

Signature of Trustee

A handwritten signature in black ink, consisting of a stylized 'J' followed by a 'P'.

Thank you.

Required Form: 2014-15 Appendix E - Trustee Disclosure of Financial Interest Form

Created Friday, October 30, 2015

<https://nysed.fluidsurveys.com/account/surveys/537586/responses/export/?collector=109126/s/Regents-Appendix-E-BOT-Form/52>

Page 1

Please open the link to this form using **Google Chrome** as your browser. Doing so will allow you to input your signature on page 2 of the form. Thank you.

1. TRUSTEE NAME

	First Name	Last Name
Trustee Name	Lance	Rosen

2. *Your Home Address:

2. *Your Home Address: Street Address	
2. *Your Home Address: City/State	
2. *Your Home Address: Zip	

3. *Your Business Address

3. *Your Business Address Street Address	
3. *Your Business Address City/State	
3. *Your Business Address Zip	

4. *Daytime Phone Number:

5. *E-mail Address:

6. I am a Trustee of a parent education corporation listed below which governs one or more charter schools.

Success Academy Charter Schools NYC (Ed Corp)

Success Academy Charter School - Bed Stuy 1

Success Academy Charter School - Bed Stuy 2

Success Academy Charter School - Bensonhurst

Success Academy Charter School - Bergen Beach

Success Academy Charter School - Bronx 1
Success Academy Charter School - Bronx 2
Success Academy Charter School - Bronx 3
Success Academy Charter School - Bronx 4
Success Academy Charter School - Cobble Hill
Success Academy Charter School - Crown Heights
Success Academy Charter School - Fort Greene
Success Academy Charter School - Harlem 1
Success Academy Charter School - Harlem 2
Success Academy Charter School - Harlem 3
Success Academy Charter School - Harlem 4
Success Academy Charter School - Harlem 5
Success Academy Charter School - Hell's Kitchen
Success Academy Charter School - NYC 1
Success Academy Charter School - NYC 10
Success Academy Charter School - NYC 11
Success Academy Charter School - NYC 12
Success Academy Charter School - NYC 13
Success Academy Charter School - NYC 14
Success Academy Charter School - NYC 2
Success Academy Charter School - NYC 3
Success Academy Charter School - NYC 4
Success Academy Charter School - NYC 5
Success Academy Charter School - NYC 6
Success Academy Charter School - NYC 7
Success Academy Charter School - NYC 8
Success Academy Charter School - NYC 9
Success Academy Charter School - Prospect Heights
Success Academy Charter School - Rosedale
Success Academy Charter School - Springfield Gardens
Success Academy Charter School - Union Square

Success Academy Charter School - Upper West

Success Academy Charter School - Washington Heights

Success Academy Charter School - Williamsburg

8. Select all positions you have held on the Board:

(check all that apply)

(No response)

9. Are you a trustee and also an employee of the school?

No

10. Are you a trustee and an employee or agent of the management company or institutional partner of the charter school?

No

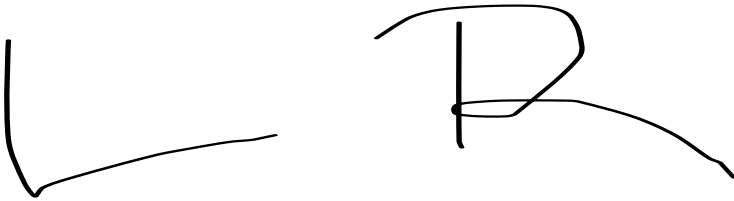
11. Have you or any of your immediate family members or any persons who live with you in your house had an interest in or engaged in a transaction with the charter school during the time you have served on the board, and in the six-month period prior to such service?

No

12. Are you a member, director, officer or employee of an organization formally partnered with a school that is doing business with the charter school and in which such entity, during your tenure as a trustee, you and/or your immediate family member or person living in your house had a financial interest or relationship?

No

Signature of Trustee

A handwritten signature in black ink, consisting of a stylized 'L' followed by a 'P' and a long horizontal stroke.

Thank you.

Required Form: 2014-15 Appendix E - Trustee Disclosure of Financial Interest Form

Created Friday, October 30, 2015

<https://nysed.fluidsurveys.com/account/surveys/537586/responses/export/?collector=109126/s/Regents-Appendix-E-BOT-Form/0c>

Page 1

Please open the link to this form using **Google Chrome** as your browser. Doing so will allow you to input your signature on page 2 of the form. Thank you.

1. TRUSTEE NAME

	First Name	Last Name
Trustee Name	Gregory R.	Sawers

2. *Your Home Address:

2. *Your Home Address: Street Address	
2. *Your Home Address: City/State	
2. *Your Home Address: Zip	

3. *Your Business Address

3. *Your Business Address Street Address	
3. *Your Business Address City/State	
3. *Your Business Address Zip	

4. *Daytime Phone Number:

5. *E-mail Address:

6. I am a Trustee of a parent education corporation listed below which governs one or more charter schools.

Success Academy Charter Schools NYC (Ed Corp)

Success Academy Charter School - Bed Stuy 1

Success Academy Charter School - Bed Stuy 2

Success Academy Charter School - Bensonhurst

Success Academy Charter School - Bergen Beach

Success Academy Charter School - Bronx 1
Success Academy Charter School - Bronx 2
Success Academy Charter School - Bronx 3
Success Academy Charter School - Bronx 4
Success Academy Charter School - Cobble Hill
Success Academy Charter School - Crown Heights
Success Academy Charter School - Fort Greene
Success Academy Charter School - Harlem 1
Success Academy Charter School - Harlem 2
Success Academy Charter School - Harlem 3
Success Academy Charter School - Harlem 4
Success Academy Charter School - Harlem 5
Success Academy Charter School - Hell's Kitchen
Success Academy Charter School - NYC 1
Success Academy Charter School - NYC 10
Success Academy Charter School - NYC 11
Success Academy Charter School - NYC 12
Success Academy Charter School - NYC 13
Success Academy Charter School - NYC 14
Success Academy Charter School - NYC 2
Success Academy Charter School - NYC 3
Success Academy Charter School - NYC 4
Success Academy Charter School - NYC 5
Success Academy Charter School - NYC 6
Success Academy Charter School - NYC 7
Success Academy Charter School - NYC 8
Success Academy Charter School - NYC 9
Success Academy Charter School - Prospect Heights
Success Academy Charter School - Rosedale
Success Academy Charter School - Springfield Gardens
Success Academy Charter School - Union Square

Success Academy Charter School - Upper West

Success Academy Charter School - Washington Heights

Success Academy Charter School - Williamsburg

8. Select all positions you have held on the Board:

(check all that apply)

-
- Secretary
-

9. Are you a trustee and also an employee of the school?

No

10. Are you a trustee and an employee or agent of the management company or institutional partner of the charter school?

No

11. Have you or any of your immediate family members or any persons who live with you in your house had an interest in or engaged in a transaction with the charter school during the time you have served on the board, and in the six-month period prior to such service?

No

12. Are you a member, director, officer or employee of an organization formally partnered with a school that is doing business with the charter school and in which such entity, during your tenure as a trustee, you and/or your immediate family member or person living in your house had a financial interest or relationship?

No

Signature of Trustee

GS

Thank you.

Required Form: 2014-15 Appendix E - Trustee Disclosure of Financial Interest Form

Created Friday, October 30, 2015

<https://nysed.fluidsurveys.com/account/surveys/537586/responses/export/?collector=109126/s/Regents-Appendix-E-BOT-Form/20>

Page 1

Please open the link to this form using **Google Chrome** as your browser. Doing so will allow you to input your signature on page 2 of the form. Thank you.

1. TRUSTEE NAME

	First Name	Last Name
Trustee Name	Catherine	Shanker

2. *Your Home Address:

2. *Your Home Address: Street Address	
2. *Your Home Address: City/State	
2. *Your Home Address: Zip	

3. *Your Business Address

3. *Your Business Address Street Address	
3. *Your Business Address City/State	
3. *Your Business Address Zip	

4. *Daytime Phone Number:

--

5. *E-mail Address:

--

6. I am a Trustee of a parent education corporation listed below which governs one or more charter schools.

Success Academy Charter Schools NYC (Ed Corp)

Success Academy Charter School - Bed Stuy 1

Success Academy Charter School - Bed Stuy 2

Success Academy Charter School - Bensonhurst

Success Academy Charter School - Bergen Beach

Success Academy Charter School - Bronx 1
Success Academy Charter School - Bronx 2
Success Academy Charter School - Bronx 3
Success Academy Charter School - Bronx 4
Success Academy Charter School - Cobble Hill
Success Academy Charter School - Crown Heights
Success Academy Charter School - Fort Greene
Success Academy Charter School - Harlem 1
Success Academy Charter School - Harlem 2
Success Academy Charter School - Harlem 3
Success Academy Charter School - Harlem 4
Success Academy Charter School - Harlem 5
Success Academy Charter School - Hell's Kitchen
Success Academy Charter School - NYC 1
Success Academy Charter School - NYC 10
Success Academy Charter School - NYC 11
Success Academy Charter School - NYC 12
Success Academy Charter School - NYC 13
Success Academy Charter School - NYC 14
Success Academy Charter School - NYC 2
Success Academy Charter School - NYC 3
Success Academy Charter School - NYC 4
Success Academy Charter School - NYC 5
Success Academy Charter School - NYC 6
Success Academy Charter School - NYC 7
Success Academy Charter School - NYC 8
Success Academy Charter School - NYC 9
Success Academy Charter School - Prospect Heights
Success Academy Charter School - Rosedale
Success Academy Charter School - Springfield Gardens
Success Academy Charter School - Union Square

Success Academy Charter School - Upper West

Success Academy Charter School - Washington Heights

Success Academy Charter School - Williamsburg

8. Select all positions you have held on the Board:

(check all that apply)

-
- Other, please specify...: Executive Committee Member, Head of Academics Culture + Talent Committee
-

9. Are you a trustee and also an employee of the school?

No

10. Are you a trustee and an employee or agent of the management company or institutional partner of the charter school?

No

11. Have you or any of your immediate family members or any persons who live with you in your house had an interest in or engaged in a transaction with the charter school during the time you have served on the board, and in the six-month period prior to such service?

No

12. Are you a member, director, officer or employee of an organization formally partnered with a school that is doing business with the charter school and in which such entity, during your tenure as a trustee, you and/or your immediate family member or person living in your house had a financial interest or relationship?

No

Signature of Trustee

CS

Thank you.



Appendix F: BOT Membership Table

Last updated: 07/31/2015

Page 1

1. Current Board Member Information

	Trustee Name	Email Address	Committee Affiliation(s)	Voting Member? (Y/N)	Area of Expertise, and/or Additional Role and School (parent, staff member, etc.)	Number of Terms Served and Length of Each (Include election date and term expiration)
1	Rich Barrera			Yes		
2	Bryan Binder		Vice Chair/Vice President	Yes		
3	Derrell Bradford			Yes		
4	Sam Chainani			Yes		
5	Sam Cole		Chair/Board President	Yes		
6	Scott Friedman		Treasurer	Yes		
7	Suleman Lunat			Yes		
8	David Nanus			Yes		
9	Graham Officer			Yes		
10	Khadijah Pickel		Parent Representative	No		
11	Jarrett Posner			Yes		
12	Lance Rosen			Yes		
13	Greg Sawers		Secretary	Yes		
14	Cate Shinker			Yes		
15						
16						
17						
18						
19						
20						

2. Total Number of Members Joining Board during the 2014-15 school year

(No response)

3. Total Number of Members Departing the Board during the 2014-15 school year

(No response)

4. According to the School's by-laws, what is the maximum number of trustees that may comprise the governing board?

25

5. How many times did the Board meet during the 2014-15 school year?

Bi-monthly

6. How many times will the Board meet during the 2015-16 school year?

Bi-monthly

Thank you.

Appendix H: Enrollment and Retention Efforts

Success Academy Charter Schools undertake numerous strategies for recruiting and retaining students eligible for the Free and Reduced Price Lunch program (“FRPL”), English Language Learners (“ELL”), and students with special education needs. For the 2014-15 school year, strategies included extensive outreach, including but not limited to:

- Mailings and distributions to residents of the CSD of a school’s location (“in-district residents”), including residents in low-income in-district communities;
- Written applications in five languages (English, Spanish, Chinese, French, and Russian);
- Bilingual flyers dropped in public housing complexes, supermarkets, preschools, and community centers;
- Advertisements and marketing materials (including bilingual advertisements and materials) posted in local newspapers, supermarkets, preschools, community centers, and public housing apartment complexes;
- Tours of existing Success Academy schools; and/or
- Information sessions hosted at public and private venues frequented by families of young children, including daycare and nursery schools.

Success Academy Charter Schools will continue these extensive outreach efforts for the 2015-16 school year, with a focus on reaching typically underserved families within the community, including those targeted by the enrollment and retention targets. Success Academy Charter Schools also work to ensure student retention through strong programs that serve special education, ELL, and FRPL students at a very high level. Further information about our programs and outreach efforts is available in our charter.



Appendix I: Teacher and Administrator Attrition

Last updated: 08/01/2015

Report changes in teacher and administrator staffing.

Page 1

Charter School Name:

Instructions for completing the Teacher and Administrator Attrition Tables

ALL charter schools should provide, for teachers and administrators only, the full time equivalent (FTE) of staff on June 30, 2014, the FTE for added staff from July 1, 2014 through June 30, 2015, and the FTE for any departed staff from July 1, 2014 through June 30, 2015 using the two tables provided.

2013-14 Teacher Attrition Table

	FTE Teachers on June 30, 2014	FTE Teachers Additions 7/1/14 – 6/30/15	FTE Teacher Departures 7/1/14 – 6/30/15
	16	3	4

2013-14 Administrator Position Attrition Table

	FTE Administrator Positions On 6/30/2014	FTE Administrator Additions 7/1/14 – 6/30/15	FTE Administrator Departures 7/1/14 – 6/30/15
	1	0	0

Thank you