



# I. SCHOOL INFORMATION AND COVER PAGE (To be Completed By All Charter Schools)

Last updated: 07/31/2015

Please be advised that you will need to complete this task first (including signatures) before all of the other tasks assigned to you by your authorizer are visible on your task page. While completing this task, please ensure that you select the correct authorizer or you may not be assigned the correct tasks.

## Page 1

### 1. SCHOOL NAME AND AUTHORIZER

(Select name from the drop down menu)

SUCCESS ACADEMY CS-FORT GREENE (SUNY TRUSTEES) 331300861039

### 2. CHARTER AUTHORIZER

(For technical reasons, please re-select authorizer name from the drop down menu).

SUNY-Authorized Charter School

### 3. DISTRICT / CSD OF LOCATION

NYC CSD 13

### 4. SCHOOL INFORMATION

	PRIMARY ADDRESS	PHONE NUMBER	FAX NUMBER	EMAIL ADDRESS
	101 Park Avenue, 3rd Floor, Brooklyn, NY, 11205	646-790-2137	914-462-3407	[REDACTED]

### 4a. PHONE CONTACT NUMBER FOR AFTER HOURS EMERGENCIES

Contact Name	Lillian Forsyth
Title	Associate Director of Operations
Emergency Phone Number (###-###-####)	[REDACTED]

### 5. SCHOOL WEB ADDRESS (URL)

[www.successacademies.org](http://www.successacademies.org)

### 6. DATE OF INITIAL CHARTER

2012-06-01 00:00:00

## 7. DATE FIRST OPENED FOR INSTRUCTION

2013-08-01 00:00:00

## 8. FINAL VERIFIED BEDS ENROLLMENT FOR THE 2014-15 School Year as reported to Department's Office of Information and Reporting Services (via the NYC DOE for charter schools in NYC) in August.

206

## 9. GRADES SERVED IN SCHOOL YEAR 2014-15

Check all that apply

Grades Served	K, 1, 2
---------------	---------

## 10. DOES THE SCHOOL CONTRACT WITH A CHARTER OR EDUCATIONAL MANAGEMENT ORGANIZATION?

	Yes/No	Name of CMO/EMO
	Yes	Success Academy Charter Schools

## 10a. Please provide the name and contact information for each of the following individuals who are management level personnel associated with the CMO.

	Name	Work Phone	Alternate Phone	Email Address	Contact this individual also in emergencies
CEO (e.g., network superintendent)	Eva Moskowitz	[REDACTED]		[REDACTED]	Yes
CFO (e.g., network CFO)	Dennis McIntosh	[REDACTED]		[REDACTED]	Yes
Compliance Contact	Emily Kim	[REDACTED]		[REDACTED]	Yes
Complaint Contact	Emily Kim	[REDACTED]		[REDACTED]	Yes

## Page 2

## 11. FACILITIES

Will the School maintain or operate multiple sites?

No, just one site.
--------------------

## 12. SCHOOL SITES

Please list the sites where the school will operate in 2015-16.

	Physical Address	Phone Number	District/CSD	Grades Served at Site	School at Full Capacity at Site	Facilities Agreement
Site 1 (same as primary site)	101 Park Avenue, 3rd Floor, Brooklyn, NY, 11205	646-790-2137	CSD 13	K-2	Yes	DOE space
Site 2						
Site 3						

**12a. Please provide the contact information for Site 1 (same as the primary site).**

	Name	Work Phone	Alternate Phone	Email Address
School Leader	Candido Brown	[REDACTED]		[REDACTED]
Operational Leader	Chelsea Mancini	[REDACTED]		[REDACTED]
Compliance Contact	Emily Kim	[REDACTED]		[REDACTED]
Complaint Contact	Emily Kim	[REDACTED]		[REDACTED]

**Page 3**

**14. Were there any revisions to the school's charter during the 2014-2015 school year? (Please include both those that required authorizer approval and those that did not require authorizer approval).**

Yes

**14a. Summary of Charter Revisions**

	Category (Select Best Description)	Specific Revision (150 word limit)	Date Approved by BOT (if applicable)	Date Approved by Authorizer (if applicable)
1	Change in admissions/enrollment policy	An amendment was made to include a lottery preference for English Language Learners in the school's admissions policy, pending US Department of Education guidance.	10/2014	
2	Change in admissions/enrollment policy	An amendment was made to remove a lottery preference for English Language Learners in the school's admissions policy, pursuant to US Department of Education guidance.	03/2015	
3				

4				
5				

**15. Name and Position of Individual(s) Who Completed the 2014-15 Annual Report.**


(No response)

**16. Our signatures below attest that all of the information contained herein is truthful and accurate and that this charter school is in compliance with all aspects of its charter, and with all pertinent Federal, State, and local laws, regulations, and rules. We understand that if any information in any part of this report is found to have been deliberately misrepresented, that will constitute grounds for the revocation of our charter. Check **YES** if you agree and use the mouse on your PC or the stylus on your mobile device to sign your name).**


**Responses Selected:**

Yes

**Signature, Head of Charter School**



**Signature, President of the Board of Trustees**



**Thank you.**



# Appendix A: Link to the New York State School Report Card

Last updated: 07/31/2015

---

## Page 1

**Charter School Name:**

---

### **1. NEW YORK STATE REPORT CARD**

**Provide a direct URL or web link to the most recent New York State School Report Card for the charter school (See <https://reportcards.nysed.gov/>).**

(Charter schools completing year one will not yet have a School Report Card or link to one. Please type "URL is not available" in the space provided).

URL is not available



**Success Academy Charter  
School – Fort Greene**

**2014-15 ACCOUNTABILITY  
PLAN  
PROGRESS REPORT**

Submitted to the SUNY Charter Schools Institute on:

September 15, 2015

By Jessica Hinel

101 Park Avenue, Floor 3  
Brooklyn, NY 11205  
(646) 790-2137

Jessica Hinel, Data Coordinator, prepared this 2014-15 Accountability Progress Report on behalf of the school's board of trustees:

Trustee's Name	Board Position
Sam Cole	Chair
Bryan Binder	Vice Chair
Scott Friedman	Treasurer
Greg Sawers	Secretary
Cate Shainker	
Sam Chainani	
Lance Rosen	
Derrell Bradford	
Khadijah Patrick-Pickel	<i>Ex-officio</i> Parent Representative
Rich Barrera	
Suleman Lunat	
Graham Officer	
Jarrett Posner	
David Nanus	

Candido Brown has served as the school leader since the 2014-2015 school year.

## INTRODUCTION

The mission of Success Academy Charter School – Fort Greene (“SA Fort Greene”) is to provide students in New York City with an exceptionally high-quality education that gives them the knowledge, skills, character, and disposition to meet and exceed New York State Common Core Learning Standards and the resources to lead and succeed in school, college, and a competitive global economy.

### School Enrollment by Grade Level and School Year<sup>1</sup>

School Year	K	1	2	3	4	5	6	7	8	9	10	11	12	Total
2011-12														
2012-13														
2013-14	71	51												122
2014-15	70	67	51											188

---

<sup>1</sup> Enrollment numbers are current as of April 1, 2015. Per instruction from SUNY, enrollment numbers reflect originating charters.



## **ENGLISH LANGUAGE ARTS**

### **Goal 1: English Language Arts**

Students will demonstrate proficiency in reading, writing, and comprehending the English language.

### **Background**

Believing that all students can succeed, SA Fort Greene goes above and beyond Common Core standards. SA Fort Greene uses THINK Literacy, a comprehensive balanced literacy program, in all grades. THINK Literacy was developed in-house by the Instructional Management team at Success Academy Charter Schools, the charter management organization. There are many components of THINK, including Shared Text, Guided Reading, Read Aloud with Discussion, Reading Workshop, and Writing Workshop. During Shared Text, the teacher displays a text and the whole class reads and analyzes it together, giving students practice interpreting brief, engaging texts. During Guided Reading, the teacher works with a small group of students to read and comprehend a book that is one level above what they can read and understand independently. During Read Aloud with Discussion, the teacher models the internal thinking that excellent readers exhibit, and students discuss their ideas about the book with their classmates. During Reading Workshop and Writing Workshop, students internalize key aspects of great reading and writing, through direct instruction, independent work, and partner work. All THINK components press students to read, write, think, and speak with clarity and precision.

In kindergarten and first grade, students also receive extensive phonics instruction. This early literacy curriculum is modeled on an enhanced version of Success For All (SFA), which has a proven track record in urban schools and has been implemented in 1,300 schools around the United States.

Students are assessed in reading regularly. They progress to the next instructional reading level when ready. Thus, children are assigned to appropriate reading levels based on reading performance, not age or grade.

SA Fort Greene enforces specific protocols for how it collects, distributes, and analyzes data. These protocols work to help teachers and school leaders freely access information in real-time. In a fast-paced and constantly changing school environment, having ready access to academic data empowers the staff to better decide how to expend time and resources so as to maximize student achievement.

SA Fort Greene views its teachers as Olympic athletes who must constantly train and improve their skills. Professional development is a regular part of their professional responsibilities as it develops skills, provides content area knowledge, and improves pedagogical techniques so that the teachers are prepared to “win the race” that is educating children. Further information is available in the school’s charter.

**Goal 1: Absolute Measure**

Each year, 75 percent of all tested students enrolled in at least their second year will perform at proficiency on the New York State English language arts examination for grades 3-8.

This measure assumes that the general format and structure of the State ELA exam will remain consistent. To the extent that there are significant format and structure changes to the exam, the school understands that its authorizer will take such changes into account when assessing the school's performance.

**Method**

This school did not serve testing grades for the New York State English language arts examination in 2014-15.

**Results**

Not applicable.

**Evaluation**

Not applicable.

**Additional Evidence**

Not applicable.

**Goal 1: Absolute Measure**

Each year, the school's aggregate Performance Level Index ("PLI") on the State English language arts exam will meet the Annual Measurable Objective ("AMO") set forth in the state's NCLB accountability system.

**Method**

This school did not serve testing grades for the New York State English language arts examination in 2014-15.

**Results**

Not applicable.

**Evaluation**

Not applicable.

**Goal 1: Comparative Measure**

Each year, the percent of all tested students who are enrolled in at least their second year

and performing at proficiency on the state English language arts exam will be greater than that of all students in the same tested grades in the local school district.

### **Method**

This school did not serve testing grades for the New York State English language arts examination in 2014-15 or in any of the comparison years.

### **Results**

Not applicable.

### **Evaluation**

Not applicable.

### **Additional Evidence**

Not applicable.

### **Goal 1: Comparative Measure**

Each year, the school will exceed its predicted level of performance on the state English language arts exam by an Effect Size of 0.3 or above (performing higher than expected to a meaningful degree) according to a regression analysis controlling for economically disadvantaged students among all public schools in New York State.

### **Method**

SUNY has not provided Effect Size data.

### **Results**

Not applicable.

### **Results**

Not applicable.

### **Additional Evidence**

Not applicable.

### **Goal 1: Growth Measure<sup>2</sup>**

Each year, under the state's Growth Model, the school's mean unadjusted growth percentile in English language arts for all tested students in grades 4-8 will be above the state's unadjusted median growth percentile.

---

<sup>2</sup> See Guidelines for [Creating a SUNY Accountability Plan](#) for an explanation.

## Method

This school did not serve testing grades for the New York State English language arts examination in 2014-15.

## Results

Not applicable.

## Evaluation

Not applicable.

## Additional Evidence

Not applicable.

## Summary of the English Language Arts Goal

Type	Measure	Outcome
Absolute	Each year, 75 percent of all tested students who are enrolled in at least their second year will perform at proficiency on the New York State English language arts exam for grades 3-8.  This measure assumes that the general format and structure of the State ELA exam will remain consistent. To the extent that there are significant format and structure changes to the exam, the school understands that its authorizer will take such changes into account when assessing the school's performance.	N/A
Absolute	Each year, the school's aggregate Performance Level Index (PLI) on the state English language arts exam will meet that year's Annual Measurable Objective (AMO) set forth in the state's NCLB accountability system.	N/A
Comparative	Each year, the percent of all tested students who are enrolled in at least their second year and performing at proficiency on the state English language arts exam will be greater than that of students in the same tested grades in the local school district.	N/A
Comparative	Each year, the school will exceed its predicted level of performance on the state English language arts exam by an Effect Size of 0.3 or above (performing higher than expected to a small degree) according to a regression analysis controlling for economically disadvantaged students among all public schools in New York State. (Using 2013-14 school district results.)	N/A
Growth	Each year, under the state's Growth Model the school's mean unadjusted growth percentile in English language arts for all tested students in grades 4-8 will be above the state's unadjusted median growth percentile.	N/A

## Action Plan

While progress cannot yet be measured quantitatively, the school remains confident that the

program and curriculum described here and in the charter will lead to academic achievement that meets the goals outlined in the Accountability Plan.

- Provide students with opportunities to write across genres. Across a year, scholars will write narrative, argumentative, and informational pieces.

## **MATHEMATICS**

### **Goal 2: Mathematics**

Students will show competency in their understanding and application of mathematical computation and problem solving.

### **Background**

SA Fort Greene uses Cognitively Guided Instruction (CGI) and the Investigations math program. Some of its key elements are described below:

- **Problem Solving** – CGI offers students a chance to solve real world, contextualized mathematical problems using conceptual understanding. Students learn the basics of problem solving strategies by solving daily word problems that require critical thinking and both written and verbal expression of mathematical reasoning. Students work individually to solve a problem and then share their strategies with their peers. The teacher leads a discussion based on student strategies that leads to understanding of mathematical properties.
- **Assessment** – SA Fort Greene administers Math Interim Assessments and weekly quizzes to determine the progress of students with respect to the Common Core standards. Teachers use the data to inform future instruction.
- **Common Core State Standard Alignment** – SA Fort Greene has mapped the scope and sequence of CGI and the Investigations math program to closely align with the Common Core. This scope and sequence closely follows the state and national requirements of what students should know and be able to do at each administration of the state math assessments. By aligning closely with the Common Core and assessments, teachers will have a much better sense of where their students stand in SA Fort Greene goal of preparing all students for college-track level mathematics in middle and high school.
- **Conceptual Understanding** – Investigations math places an emphasis on open-ended exploration and interactive learning components to each lesson to let students make sense of mathematics by building on ideas and observations from previous experiences. By learning mathematical ideas and procedures that is grounded in meaning, students are able to apply their thinking to new situations and unfamiliar problems. CGI uses daily world problems to give students meaning, understanding, and application to the math they learn.
- **Computational Fluency** – SA Fort Greene also provides students with regular math facts practice because it recognizes the importance of computational fluency. Math facts quizzes emphasize both accuracy and speed.

**Goal 2: Absolute Measure**

Each year, 75 percent of all tested students enrolled in at least their second year will perform at proficiency on the New York State mathematics examination for grades 3-8.

This measure assumes that the general format and structure of the State mathematics exam will remain consistent. To the extent that there are significant format and structure changes to the exam, the school understands that its authorizer will take such changes into account when assessing the school's performance.

**Method**

This school did not serve testing grades for the New York State mathematics examination in 2014-15.

**Results**

Not applicable.

**Evaluation**

Not applicable.

**Additional Evidence**

Not applicable.

**Goal 2: Absolute Measure**

Each year, the school's aggregate Performance Level Index (PLI) on the State mathematics exam will meet the Annual Measurable Objective (AMO) set forth in the state's NCLB accountability system.

**Method**

This school did not serve testing grades for the New York State mathematics examination in 2014-15.

**Results**

Not applicable.

**Evaluation**

Not applicable.

**Goal 2: Comparative Measure**

Each year, the percent of all tested students who are enrolled in at least their second year and performing at proficiency on the state mathematics exam will be greater than that of all students in the same tested grades in the local school district.

**Method**

This school did not serve testing grades for the New York State mathematics examination in 2014-15 or in any of the comparison years.

**Results**

Not applicable.

**Evaluation**

Not applicable.

**Additional Evidence**

Not applicable.

**Goal 2: Comparative Measure**

Each year, the school will exceed its predicted level of performance on the state mathematics exam by an Effect Size of 0.3 or above (performing higher than expected to a meaningful degree) according to a regression analysis controlling for economically disadvantaged students among all public schools in New York State.

**Method**

SUNY has not provided Effect Size data.

**Results**

Not applicable.

**Evaluation**

Not applicable.

**Additional Evidence**

Not applicable.

**Goal 2: Growth Measure<sup>3</sup>**

Each year, under the state's Growth Model, the school's mean unadjusted growth percentile in mathematics for all tested students in grades 4-8 will be above the state's unadjusted

---

<sup>3</sup> See Guidelines for [Creating a SUNY Accountability Plan](#) for an explanation.

median growth percentile.

### Method

This school did not serve testing grades for the New York State mathematics examination in 2014-15.

### Results

Not applicable.

### Evaluation

Not applicable.

### Additional Evidence

Not applicable.

### Summary of the Mathematics Goal

Type	Measure	Outcome
Absolute	Each year, 75 percent of all tested students who are enrolled in at least their second year will perform at proficiency on the New York State mathematics exam for grades 3-8.  This measure assumes that the general format and structure of the State math exam will remain consistent. To the extent that there are significant format and structure changes to the exam, the school understands that its authorizer will take such changes into account when assessing the school's performance.	N/A
Absolute	Each year, the school's aggregate Performance Level Index (PLI) on the state mathematics exam will meet that year's Annual Measurable Objective (AMO) set forth in the state's NCLB accountability system.	N/A
Comparative	Each year, the percent of all tested students who are enrolled in at least their second year and performing at proficiency on the state mathematics exam will be greater than that of students in the same tested grades in the local school district.	N/A
Comparative	Each year, the school will exceed its predicted level of performance on the state mathematics exam by an Effect Size of 0.3 or above (performing higher than expected to a small degree) according to a	N/A



	regression analysis controlling for economically disadvantaged students among all public schools in New York State. (Using 2013-14 school district results.)	
Growth	Each year, under the state's Growth Model the school's mean unadjusted growth percentile in mathematics for all tested students in grades 4-8 will be above the state's unadjusted median growth percentile.	N/A

## Action Plan

While progress cannot yet be measured quantitatively, the school remains confident that the program and curriculum described here and in the charter will lead to academic achievement that meets the goals outlined in the Accountability Plan.

## SCIENCE

### Goal 3: Science

Students will understand and apply scientific principles at a proficient level.

### Background

The school's curriculum is unique in its attention to science, including unprecedented daily instruction. The school uses a discovery-based, experiential approach to science, guided by the most influential authorities on elementary science education today, the American Association for the Advancement of Science Benchmarks and the National Resource Council National Science Education Standards. Taught by specialized science teachers, students have hands-on experience with objects, materials, and organisms to understand the natural world. The curriculum provides students with a solid foundation in discovery-based science to ensure that they can excel in middle and high school science classes.

### Goal 3: Absolute Measure

Each year, 75 percent of all tested students enrolled in at least their second year will perform at proficiency on the New York State science examination.

This measure assumes that the general format and structure of the State science exam will remain consistent. To the extent that there are significant format and structure changes to the exam, the school understands that its authorizer will take such changes into account when assessing the school's performance.

### Method

This school did not serve testing grades for the New York State science examination in 2014-15.

### Results

Not applicable.

### Evaluation

Not applicable.

#### **Additional Evidence**

Not applicable.

#### **Goal 3: Comparative Measure**

Each year, the percent of all tested students enrolled in at least their second year and performing at proficiency on the state science exam will be greater than that of all students in the same tested grades in the local school district.

#### **Method**

This school did not serve testing grades for the New York State science examination in 2014-15 or in any of the comparison years.

#### **Results**

Not applicable.

#### **Evaluation**

Not applicable.

#### **Additional Evidence**

Not applicable.

#### **Summary of the Science Goal**

<b>Type</b>	<b>Measure</b>	<b>Outcome</b>
Absolute	Each year, 75 percent of all tested students enrolled in at least their second year will perform at proficiency on the New York State examination.  This measure assumes that the general format and structure of the State science exam will remain consistent. To the extent that there are significant format and structure changes to the exam, the school understands that its authorizer will take such changes into account when assessing the school's performance.	N/A
Comparative	Each year, the percent of all tested students enrolled in at least their second year and performing at proficiency on the state exam will be greater than that of all students in the same tested grades in the local school district.	N/A

## **Action Plan**

While progress cannot yet be measured quantitatively, the school remains confident that the program and curriculum described here and in the charter will lead to academic achievement that meets the goals outlined in the Accountability Plan.

## **NCLB**

### **Goal 4: NCLB**

The school will make Adequate Yearly Progress.

### **Goal 4: Absolute Measure**

Under the state's NCLB accountability system, the school's Accountability Status is in good standing: the state has not identified the school as a Focus School nor determined that it has met the criteria to be identified as school requiring a local assistance plan.

## **Method**

Because *all* students are expected to meet the state's learning standards, the federal No Child Left Behind legislation stipulates that various sub-populations and demographic categories of students among all tested students must meet state proficiency standards. New York, like all states, established a system for making these determinations for its public schools. Each year the state issues School Report Cards. The report cards indicate each school's status under the state's No Child Left Behind (NCLB) accountability system.

## **Results**

SA Fort Greene did not receive an NCLB status in 2014-15.

## **Evaluation**

Not applicable.

## **Additional Evidence**

Not applicable.



## Appendix B: Total Expenditures and Administrative Expenditures per Child

Last updated: 08/01/2015

### Page 1

Charter School Name:

#### B. Financial Information

This information is required of ALL charter schools. Provide the following measures of fiscal performance of the charter school in Appendix B (Total Expenditures and Administrative Expenditures Per Child):

##### 1. Total Expenditures Per Child

To calculate '**Total Expenditures per Child**' take total expenditures (from the unaudited 2014-15 Schedule of Functional Expenses) and divide by the year end per pupil count. (Integers Only. No dollar signs or commas).

Line 1: Total Expenditures	3499134
Line 2: Year End Per Pupil Count	206
Line 3: Divide Line 1 by Line 2	16986

##### 2. Administrative Expenditures per Child

To calculate '**Administrative Expenditures per Child**' take the relevant portion from the 'personnel services cost' row and the 'management and general' column (from the unaudited 2014-15 Schedule of Functional Expenses) and divide by the year end per pupil count. The relevant portion that must be included in this calculation is defined as follows:

Administrative Expenditures: Administration and management of the charter school includes the activities and personnel of the offices of the chief school officers, the treasurer, the finance or business offices, the purchasing unit, the employee personnel offices, the records management offices, or a public information and services offices. It also includes those administrative and management services provided by other organizations or corporations on behalf of the charter school for which the charter school pays a fee or other compensation.

Please note the following:

- Do not include the FTE of personnel dedicated to administration of the instructional programs.
- Do not include Employee Benefit costs or expenditures in the above calculations.
- A template for the Schedule of Functional Expenses is provided on page 20 of the 2014-15 Annual Report Guidelines to assist schools identify the categories of expenses needed to compute the two per pupil calculations. This template does not need to be completed or submitted on August 1st as it will be submitted November 1st as part of the audited financial statements. Therefore schools should use unaudited amounts for these per pupil calculations. (See the 2014-15 Annual Report Guidelines in "Resources" area of your portal task page).

To calculate '**Administrative Expenditures per Child**' take the relevant portion from the 'personnel services cost' row and the 'management and general' column (from the 2014-15 Schedule of Functional Expenses) and divide by the year end per pupil count. (Integers Only. No dollar signs or commas).

Line 1: Relevant Personnel Services Cost (Row)	134428
Line 2: Management and General Cost (Column)	415232
Line 3: Sum of Line 1 and Line 2	549660
Line 4: Year End Per Pupil Count	206
Line 5: Divide Line 3 by the Year End Per Pupil Count	2668

***Thank you.***



**Charter Schools Institute**  
The State University of New York

## GENERAL INSTRUCTIONS FOR ANNUAL BUDGET/QUARTERLY REPORT

### TEMPLATE TABS




#### 1- GRAY tab contains the Instructions

<a href="#">Instructions</a>	Provides description of tabs and input requirements.
------------------------------	--

#### 2- BLUE tabs require input of information

<a href="#">1.) Name of School</a>	Enter school name, contact information and academic year for the yearly budget and quarterly reports.
<a href="#">2.) Enrollment</a>	Enter enrollment information on this tab. Use for inputting BOTH Annual Budget (& Revisions) and Quarterly Actuals. Includes: >Enrollment by Grade >Enrollment by District
<a href="#">3.) Staffing Plan</a>	Enter staffing plan information on this tab. Use for inputting BOTH Annual Budget (& Revisions) and Quarterly Actuals. Includes: >Full Time Equivalent (FTE), by Position Category, By Quarter >Average Wage, by Position Category, By Quarter
<a href="#">4.) Yearly Budget</a>	Enter data in light blue cells. >Enrollment data and Per Pupil Revenue for the current year are populated based upon input on tab "2.) Enrollment." >Avg FTE and Personnel Costs for current year are populated based upon input on tab "3.) Staffing Plan." >"Pior Year" column may be completed based upon preliminary data, and adjusted with Annual Audited data when the Quarter 2 Actuals are being submitted. >Budget Revisions, as necessary and approved by the school's Board of Directors, should be submitted when submitting Quarterly Actuals.
<a href="#">5.) Balance Sheet</a>	Enter data in light blue cells. >"Pior Year" column may be completed based upon preliminary data, and adjusted with Annual Audited data when the Quarter 2 Actuals are being submitted.
<a href="#">6.) Quarterly Report</a>	Enter data in light blue cells. >Enrollment data and Per Pupil Revenue for the current year are populated based upon input on tab "2.) Enrollment." >Avg FTE and Personnel Costs for current year are populated based upon input on tab "3.) Staffing Plan."
<a href="#">7.) Annual Report Requirement</a>	Complete when submitting Actual Quarter 4.

### CELL COLORS & GUIDANCE COMMENTS

-  = Enter information into the light BLUE shaded cells.
-  = Cells labeled in ORANGE containe guidance regarding the input of information.
-  = Cells containing RED triangles in the upper right corner contain "guidance comments" on that particular line item. Please "mouse-over" the triangle to reveal each comment.

**Charter Funding Alphabetical By NYS School District**  
**\* (Sum of Charter School Basic Tuition and Supplemental Basic Tuition)**

<b>District Code</b>	<b>School District Name</b>	<b>Final 2014-15 Basic Tuition*</b>	<b>Final 2015-16 Basic Tuition*</b>
--------------------------	-----------------------------	---	---



**Charter Schools Institute**  
The State University of New York

## **ANNUAL BUDGET & QUARTERLY REPORT TEMPLATE**

### **Success Academy Fort Greene**

Contact Name: James Stotz

Contact Title: Controller

Contact Email: [REDACTED]

Contact Phone: [REDACTED]

Current Academic Year: 2015-16

Prior Academic Year: #NAME?



ENROLLMENT BY GRADES								
GRADES	K	1	2	3	4	5	6	7
INITIAL BUDGETED ENROLLMENT	90	90	90	60	0	0	0	0
TOTAL ENROLLMENT = 330								

ENROLLMENT BY DISTRICT

	PRIOR YEAR ACTUAL	ANNUAL BUDGET TOTAL DISTRICTS/ENROLLMENT BY QUARTER						
		QUARTER 1		QUARTER 2		QUARTER 3		QUAR
		Original	Revised	Original	Revised	Original	Revised	Original
		1	0	1	0	1	0	1
NUMBER OF SCHOOL DISTRICTS ENROLLED:	0	316.22	0	316.22	0	316.22	0	316.22
NUMBER OF STUDENTS ENROLLED:	0							

NOTE:  
IF there are NO Annual Budget revisions leave "Revised Budgeted Enrollment" Column(s) COM  
BLANK.  
IF "Revised Budgeted Enrollment" column is utilized, all cells in the entire column should be cor

	#NAME?	ANNUAL BUDGET ENROLLMENT BY QUARTER						
		QUARTER 1		QUARTER 2		QUARTER 3		QUAR
		Original Budgeted Enrollment	Revised Budgeted Enrollment	Original Budgeted Enrollment	Revised Budgeted Enrollment	Original Budgeted Enrollment	Revised Budgeted Enrollment	Original Budgeted Enrollment
		316.22		316.22		316.22		316.22

PRIMARY/OTHER	DISTRICT NAME(S)
1 PRIMARY District	NYC CHANCELLOR'S OFFICE
2 SECONDARY District	(Select from drop-down list)
Other District 3	(Select from drop-down list)
Other District 4	(Select from drop-down list)
Other District 5	(Select from drop-down list)
Other District 6	(Select from drop-down list)
Other District 7	(Select from drop-down list)
Other District 8	(Select from drop-down list)
Other District 9	(Select from drop-down list)
Other District 10	(Select from drop-down list)
Other District 11	(Select from drop-down list)
Other District 12	(Select from drop-down list)
Other District 13	(Select from drop-down list)
Other District 14	(Select from drop-down list)
Other District 15	(Select from drop-down list)
Other District 16	(Select from drop-down list)
Other District 17	(Select from drop-down list)
Other District 18	(Select from drop-down list)
Other District 19	(Select from drop-down list)
Other District 20	(Select from drop-down list)
Other District 21	(Select from drop-down list)
Other District 22	(Select from drop-down list)
Other District 23	(Select from drop-down list)
Other District 24	(Select from drop-down list)
Other District 25	(Select from drop-down list)
Other District 26	(Select from drop-down list)
Other District 27	(Select from drop-down list)
Other District 28	(Select from drop-down list)
Other District 29	(Select from drop-down list)
Other District 30	(Select from drop-down list)
Other District 31	(Select from drop-down list)
Other District 32	(Select from drop-down list)
Other District 33	(Select from drop-down list)
Other District 34	(Select from drop-down list)
Other District 35	(Select from drop-down list)
Other District 36	(Select from drop-down list)
Other District 37	(Select from drop-down list)
Other District 38	(Select from drop-down list)
Other District 39	(Select from drop-down list)
Other District 40	(Select from drop-down list)
Other District 41	(Select from drop-down list)
Other District 42	(Select from drop-down list)
Other District 43	(Select from drop-down list)
Other District 44	(Select from drop-down list)
Other District 45	(Select from drop-down list)
Other District 46	(Select from drop-down list)
Other District 47	(Select from drop-down list)
Other District 48	(Select from drop-down list)
Other District 49	(Select from drop-down list)
Other District 50	(Select from drop-down list)

NE

8	9	10	11	12
0	0	0	0	0

	ACTUAL QUARTERLY TOTAL DISTRICTS/ENROLLMENT			
	QUARTER 1	QUARTER 2	QUARTER 3	QUARTER 4
	Actual	Actual	Actual	Actual
	0	0	0	0
	0	0	0	0
TER 4	ACTUAL ENROLLMENT BY QUARTER			
	QUARTER 1	QUARTER 2	QUARTER 3	QUARTER 4
	Actual Enrollment	Actual Enrollment	Actual Enrollment	Actual Enrollment

**SUCCESS ACADEMY FORT GREEN  
2015-16**

**STAFFING PLAN - FULL TIME EQUIVALENT**

**\*NOTE:** If there are NO budget revisions at the time of quarterly submittal leave the 'REVISED' Column(s) COMPLETE. IF the Revised Budget column IS utilized, the ENTIRE column should be completed for both the FTE and WAGES sections.

ADMINISTRATIVE PERSONNEL FTE		ANNUAL BUDGETED FTE						
<b>*NOTE:</b> Enter the number of FTE positions in the "blue" cells.		Q1		Q2		Q3		Q4
		Original	Revised	Original	Revised	Original	Revised	Original
Executive Management								
Instructional Management		3.0		3.0		3.0		3.0
Deans, Directors & Coordinators		2.0		2.0		2.0		2.0
CFO / Director of Finance								
Operation / Business Manager		4.0		4.0		4.0		4.0
Administrative Staff								
TOTAL ADMINISTRATIVE STAFF	0.0	9.0	0.0	9.0	0.0	9.0	0.0	9.0
INSTRUCTIONAL PERSONNEL FTE		ANNUAL BUDGETED FTE						
<b>*NOTE:</b> Enter the number of FTE positions in the "blue" cells.		Q1		Q2		Q3		Q4
		Original	Revised	Original	Revised	Original	Revised	Original
Teachers - Regular		13.0		13.0		13.0		13.0
Teachers - SPED		2.0		2.0		2.0		2.0
Substitute Teachers				0.0		0.0		0.0
Teaching Assistants		7.0		7.0		7.0		7.0
Specialty Teachers		4.5		4.5		4.5		4.5
Aides				0.0		0.0		0.0
Therapists & Counselors		1.0		1.0		1.0		1.0
Other				0.0		0.0		0.0
TOTAL INSTRUCTIONAL	0.0	27.5	0.0	27.5	0.0	27.5	0.0	27.5
NON-INSTRUCTIONAL PERSONNEL FTE		ANNUAL BUDGETED FTE						
<b>*NOTE:</b> Enter the number of FTE positions in the "blue" cells.		Q1		Q2		Q3		Q4
		Original	Revised	Original	Revised	Original	Revised	Original
Nurse		0.0		0.0		0.0		0.0
Librarian		0.0		0.0		0.0		0.0
Custodian		0.0		0.0		0.0		0.0
Security		0.0		0.0		0.0		0.0
Other		0.0		0.0		0.0		0.0
TOTAL NON-INSTRUCTIONAL	0.0	0.0	0.0	0.0	0.0	0.0	0.0	0.0
<b>TOTAL PERSONNEL SERVICE FTE</b>	<b>0.0</b>	<b>36.5</b>	<b>0.0</b>	<b>36.5</b>	<b>0.0</b>	<b>36.5</b>	<b>0.0</b>	<b>36.5</b>

STAFFING PLAN - WAGES

ADMINISTRATIVE PERSONNEL WAGES		ANNUAL BUDGETED WAGES						
<b>*NOTE: Enter the average salary for each category in the "blue" cells.</b>	<b>2014-15</b>	<b>Q1</b>		<b>Q2</b>		<b>Q3</b>		<b>Q</b>
	<b>ACTUAL</b>	<b>Original</b>	<b>Revised</b>	<b>Original</b>	<b>Revised</b>	<b>Original</b>	<b>Revised</b>	<b>Original</b>
Executive Management		89546.2		89546.2		89546.2		89546.2
Instructional Management		47769.3		47769.3		47769.3		47769.3
Deans, Directors & Coordinators				0.0		0.0		0.0
CFO / Director of Finance		60920.3		60920.3		60920.3		60920.3
Operation / Business Manager								
Administrative Staff								
INSTRUCTIONAL PERSONNEL WAGES		ANNUAL BUDGETED WAGES						
<b>*NOTE: Enter the average salary for each category in the "blue" cells.</b>	<b>2014-15</b>	<b>Q1</b>		<b>Q2</b>		<b>Q3</b>		<b>Q</b>
	<b>ACTUAL</b>	<b>Original</b>	<b>Revised</b>	<b>Original</b>	<b>Revised</b>	<b>Original</b>	<b>Revised</b>	<b>Original</b>
Teachers - Regular		64064.4		64064.4028146		64064.4028146		64064.4028146
Teachers - SPED		#NAME?		#NAME?		#NAME?		#NAME?
Substitute Teachers		0.0		0		0		0
Teaching Assistants		47575.1		47575.1483446		47575.1483446		47575.1483446
Specialty Teachers		59603.8		59603.7856245		59603.7856245		59603.7856245
Aides		0.0		0		0		0
Therapists & Counselors		67964.5		67964.4976352		67964.4976352		67964.4976352
Other		0.0		0		0		0
NON-INSTRUCTIONAL PERSONNEL WAGES		ANNUAL BUDGETED WAGES						
<b>*NOTE: Enter the average salary for each category in the "blue" cells.</b>	<b>2014-15</b>	<b>Q1</b>		<b>Q2</b>		<b>Q3</b>		<b>Q</b>
	<b>ACTUAL</b>	<b>Original</b>	<b>Revised</b>	<b>Original</b>	<b>Revised</b>	<b>Original</b>	<b>Revised</b>	<b>Original</b>
Nurse								
Librarian								
Custodian								
Security								
Other								

## FTE ("FTE")

TELY BLANK.  
ctions.

**\*NOTE:** State the assumptions that are being made for personnel FTE levels in the section provided below.

ADMINISTRATIVE PERSONNEL FTE	
*NOTE: Enter the number of FTE positions in the "blue" cells.	4
	Revised
Executive Management	
Instructional Management	
Deans, Directors & Coordinators	
CFO / Director of Finance	
Operation / Business Manager	
Administrative Staff	
TOTAL ADMINISTRATIVE STAFF	0.0
INSTRUCTIONAL PERSONNEL FTE	
*NOTE: Enter the number of FTE positions in the "blue" cells.	4
	Revised
Teachers - Regular	
Teachers - SPED	
Substitute Teachers	
Teaching Assistants	
Specialty Teachers	
Aides	
Therapists & Counselors	
Other	
TOTAL INSTRUCTIONAL	0.0
NON-INSTRUCTIONAL PERSONNEL FTE	
*NOTE: Enter the number of FTE positions in the "blue" cells.	4
	Revised
Nurse	
Librarian	
Custodian	
Security	
Other	
TOTAL NON-INSTRUCTIONAL	0.0
TOTAL PERSONNEL SERVICE FTE	0.0

ACTUAL QUARTERLY FTE			
Q1	Q2	Q3	Q4
Actual	Actual	Actual	Actual
0.0	0.0	0.0	0.0
ACTUAL QUARTERLY FTE			
Q1	Q2	Q3	Q4
Actual	Actual	Actual	Actual
0.0	0.0	0.0	0.0
ACTUAL QUARTERLY FTE			
Q1	Q2	Q3	Q4
Actual	Actual	Actual	Actual
0.0	0.0	0.0	0.0
0.0	0.0	0.0	0.0

[illegible]

ADMINISTRATIVE PERSONNEL WAGES		ACTUAL QUARTERLY WAGES				Description of Assumptions
	4	Q1	Q2	Q3	Q4	
	Revised	Actual	Actual	Actual	Actual	
*NOTE: Enter the average salary for each category in the "blue" cells.						
Executive Management						
Instructional Management						
Deans, Directors & Coordinators						
CFO / Director of Finance						
Operation / Business Manager						
Administrative Staff						
INSTRUCTIONAL PERSONNEL WAGES		ACTUAL QUARTERLY WAGES				Description of Assumptions
	4	Q1	Q2	Q3	Q4	
	Revised	Actual	Actual	Actual	Actual	
*NOTE: Enter the average salary for each category in the "blue" cells.						
Teachers - Regular						
Teachers - SPED						
Substitute Teachers						
Teaching Assistants						
Specialty Teachers						
Aides						
Therapists & Counselors						
Other						
NON-INSTRUCTIONAL PERSONNEL WAGES		ACTUAL QUARTERLY WAGES				Description of Assumptions
	4	Q1	Q2	Q3	Q4	
	Revised	Actual	Actual	Actual	Actual	
*NOTE: Enter the average salary for each category in the "blue" cells.						
Nurse						
Librarian						
Custodian						
Security						
Other						

**SUCCESS ACADEMY FORT GREENE**  
**Budget / Operating Plan**  
**2015-16**

Total Revenue	-	#NAME?	#NAME?	#NAME?	#NAME?	#NAME?	#NAME?	#NAME?
Total Expenses	-	#NAME?	#NAME?	#NAME?	#NAME?	#NAME?	#NAME?	#NAME?
Net Income	-	#NAME?	#NAME?	#NAME?	#NAME?	#NAME?	#NAME?	#NAME?
Actual Student Enrollment	-	316	-	-	316	-	-	316
	Prior Year Actual	1st Quarter - 7/1 - 9/30			2nd Quarter - 10/1 - 12/31			3rd Quarter - 10/1 - 12/31
	#NAME?	Original Budget	Revised Budget	Variance	Original Budget	Revised Budget	Variance	Original Budget
REVENUE	NOTE* If there are NO budget revisions at the time of quarterly submittal leave 'REVISED BUDGET' blank. If Revised Budget column is utilized, the entire column MUST be completed.							
REVENUES FROM STATE SOURCES	2015-16							
Per Pupil Revenue	Per Pupil Rate	#NAME?	#NAME?	#NAME?	#NAME?	#NAME?	#NAME?	#NAME?
NYC CHANCELLOR'S OFFICE	#NAME?	-	#NAME?	#NAME?	#NAME?	#NAME?	#NAME?	#NAME?
-	#N/A	-	#N/A	#N/A	#NAME?	#N/A	#N/A	#N/A
-	#N/A	-	#N/A	#N/A	#NAME?	#N/A	#N/A	#N/A
-	#N/A	-	#N/A	#N/A	#NAME?	#N/A	#N/A	#N/A
-	#N/A	-	#N/A	#N/A	#NAME?	#N/A	#N/A	#N/A
-	#N/A	-	#N/A	#N/A	#NAME?	#N/A	#N/A	#N/A
-	#N/A	-	#N/A	#N/A	#NAME?	#N/A	#N/A	#N/A
-	#N/A	-	#N/A	#N/A	#NAME?	#N/A	#N/A	#N/A
-	#N/A	-	#N/A	#N/A	#NAME?	#N/A	#N/A	#N/A
-	#N/A	-	#N/A	#N/A	#NAME?	#N/A	#N/A	#N/A
-	#N/A	-	#N/A	#N/A	#NAME?	#N/A	#N/A	#N/A
-	#N/A	-	#N/A	#N/A	#NAME?	#N/A	#N/A	#N/A
-	#N/A	-	#N/A	#N/A	#NAME?	#N/A	#N/A	#N/A
-	#N/A	-	#N/A	#N/A	#NAME?	#N/A	#N/A	#N/A
-	#N/A	-	#N/A	#N/A	#NAME?	#N/A	#N/A	#N/A
-	#N/A	-	#N/A	#N/A	#NAME?	#N/A	#N/A	#N/A
-	#N/A	-	#N/A	#N/A	#NAME?	#N/A	#N/A	#N/A
ALL OTHER School Districts: ( Weighted Avg )	#N/A	-	#N/A	#N/A	#NAME?	#N/A	#N/A	#N/A
TOTAL Per Pupil Revenue (Weighted Average Per Pupil Funding)	#NAME?	-	#NAME?	#NAME?	#NAME?	#NAME?	#NAME?	#NAME?
Special Education Revenue		-	100,795	-	#NAME?	100,795	-	#NAME?
Grants		-	-	-	#NAME?	-	-	#NAME?
Stimulus		-	-	-	#NAME?	-	-	#NAME?
DYCD (Department of Youth and Community Development)		-	-	-	#NAME?	-	-	#NAME?
Other		-	-	-	#NAME?	-	-	#NAME?
Other		-	17,787	-	#NAME?	17,787	-	#NAME?
TOTAL REVENUE FROM STATE SOURCES		-	#NAME?	#NAME?	#NAME?	#NAME?	#NAME?	#NAME?
REVENUE FROM FEDERAL FUNDING		-	7,523	-	#NAME?	7,523	-	#NAME?
IDEA Special Needs		-	36,675	-	#NAME?	36,675	-	#NAME?
Title I		-	2,000	-	#NAME?	2,000	-	#NAME?
Title Funding - Other		-	-	-	#NAME?	-	-	#NAME?
School Food Service (Free Lunch)		-	-	-	#NAME?	-	-	#NAME?
Grants		-	25,120	-	#NAME?	25,120	-	#NAME?
Charter School Program (CSP) Planning & Implementation		-	-	-	#NAME?	-	-	#NAME?
Other		-	-	-	#NAME?	-	-	#NAME?
Other		-	-	-	#NAME?	-	-	#NAME?
TOTAL REVENUE FROM FEDERAL SOURCES		-	71,318	-	#NAME?	71,318	-	#NAME?
LOCAL and OTHER REVENUE		-	-	-	#NAME?	-	-	#NAME?
Contributions and Donations		-	-	-	#NAME?	-	-	#NAME?
Fundraising		-	10,135	-	#NAME?	10,135	-	#NAME?
Erate Reimbursement		-	-	-	#NAME?	-	-	#NAME?
Earnings on Investments		-	-	-	#NAME?	-	-	#NAME?
Interest Income		-	-	-	#NAME?	-	-	#NAME?
Food Service (Income from meals)		-	-	-	#NAME?	-	-	#NAME?
Text Book		-	-	-	#NAME?	-	-	#NAME?
OTHER		-	-	-	#NAME?	-	-	#NAME?
TOTAL REVENUE FROM LOCAL and OTHER SOURCES		-	10,135	-	#NAME?	10,135	-	#NAME?
TOTAL REVENUE		-	#NAME?	#NAME?	#NAME?	#NAME?	#NAME?	#NAME?

**SUCCESS ACADEMY FORT GREENE**  
**Budget / Operating Plan**  
**2015-16**

Total Revenue	-	#NAME?	#NAME?	#NAME?	#NAME?	#NAME?	#NAME?	#NAME?
Total Expenses	-	#NAME?	#NAME?	#NAME?	#NAME?	#NAME?	#NAME?	#NAME?
Net Income	-	#NAME?	#NAME?	#NAME?	#NAME?	#NAME?	#NAME?	#NAME?
Actual Student Enrollment	-	316	-	-	316	-	-	316
		Prior Year Actual	1st Quarter - 7/1 - 9/30			2nd Quarter - 10/1 - 12/31		
		#NAME?	Original Budget	Revised Budget	Variance	Original Budget	Revised Budget	Variance
								Original Budget
<b>EXPENSES</b>								
<b>ADMINISTRATIVE STAFF PERSONNEL COSTS</b>		Avg. No. of Positions						
Executive Management	-	-	-	-	#NAME?	-	-	#NAME?
Instructional Management	3.00	-	67,160	-	#NAME?	67,160	-	#NAME?
Deans, Directors & Coordinators	2.00	-	23,885	-	#NAME?	23,885	-	#NAME?
CFO / Director of Finance	-	-	-	-	#NAME?	-	-	#NAME?
Operation / Business Manager	4.00	-	60,920	-	#NAME?	60,920	-	#NAME?
Administrative Staff	-	-	-	-	#NAME?	-	-	#NAME?
TOTAL ADMINISTRATIVE STAFF	9.00	-	151,965	-	#NAME?	151,965	-	#NAME?
<b>INSTRUCTIONAL PERSONNEL COSTS</b>								
Teachers - Regular	13.00	-	208,209	-	#NAME?	208,209	-	#NAME?
Teachers - SPED	2.00	-	#NAME?	-	#NAME?	#NAME?	-	#NAME?
Substitute Teachers	-	-	-	-	#NAME?	-	-	#NAME?
Teaching Assistants	7.00	-	83,257	-	#NAME?	83,257	-	#NAME?
Specialty Teachers	4.50	-	67,054	-	#NAME?	67,054	-	#NAME?
Aides	-	-	-	-	#NAME?	-	-	#NAME?
Therapists & Counselors	1.00	-	16,991	-	#NAME?	16,991	-	#NAME?
Other	-	-	-	-	#NAME?	-	-	#NAME?
TOTAL INSTRUCTIONAL	27.50	-	#NAME?	-	#NAME?	#NAME?	-	#NAME?
<b>NON-INSTRUCTIONAL PERSONNEL COSTS</b>								
Nurse	-	-	-	-	#NAME?	-	-	#NAME?
Librarian	-	-	-	-	#NAME?	-	-	#NAME?
Custodian	-	-	-	-	#NAME?	-	-	#NAME?
Security	-	-	-	-	#NAME?	-	-	#NAME?
Other	-	-	-	-	#NAME?	-	-	#NAME?
TOTAL NON-INSTRUCTIONAL	-	-	-	-	#NAME?	-	-	#NAME?
<b>SUBTOTAL PERSONNEL SERVICE COSTS</b>	36.50	-	#NAME?	-	#NAME?	#NAME?	-	#NAME?
<b>PAYROLL TAXES AND BENEFITS</b>								
Payroll Taxes	-	-	49,394	-	#NAME?	49,394	-	#NAME?
Fringe / Employee Benefits	-	-	88,461	-	#NAME?	88,461	-	#NAME?
Retirement / Pension	-	-	14,736	-	#NAME?	14,736	-	#NAME?
TOTAL PAYROLL TAXES AND BENEFITS	-	-	152,591	-	#NAME?	152,591	-	#NAME?
<b>TOTAL PERSONNEL SERVICE COSTS</b>	36.50	-	#NAME?	-	#NAME?	#NAME?	-	#NAME?
<b>CONTRACTED SERVICES</b>								
Accounting / Audit	-	-	-	-	#NAME?	-	-	#NAME?
Legal	-	-	-	-	#NAME?	-	-	#NAME?
Management Company Fee	-	-	167,225	-	#NAME?	167,225	-	#NAME?
Nurse Services	-	-	-	-	#NAME?	-	-	#NAME?
Food Service / School Lunch	-	-	-	-	#NAME?	-	-	#NAME?
Payroll Services	-	-	2,031	-	#NAME?	2,031	-	#NAME?
Special Ed Services	-	-	-	-	#NAME?	-	-	#NAME?
Titlement Services (i.e. Title I)	-	-	-	-	#NAME?	-	-	#NAME?
Other Purchased / Professional / Consulting	-	-	10,866	-	#NAME?	10,866	-	#NAME?
TOTAL CONTRACTED SERVICES	-	-	180,122	-	#NAME?	180,122	-	#NAME?





**SUCCESS ACADEMY FORT GREENE**  
**Budget / Operating Plan**  
**2015-16**

Total Revenue	-	#NAME?	#NAME?	#NAME?	#NAME?	#NAME?	#NAME?	#NAME?
Total Expenses	-	#NAME?	#NAME?	#NAME?	#NAME?	#NAME?	#NAME?	#NAME?
Net Income	-	#NAME?	#NAME?	#NAME?	#NAME?	#NAME?	#NAME?	#NAME?
Actual Student Enrollment	-	316	-	-	316	-	-	316
	Prior Year Actual	1st Quarter - 7/1 - 9/30			2nd Quarter - 10/1 - 12/31			3rd Quarter
	#NAME?	Original Budget	Revised Budget	Variance	Original Budget	Revised Budget	Variance	Original Budget
ENROLLMENT - *School Districts Are Linked To Above Entries*								
Number of Districts:	-	1	-	-	1	-	-	1
NYC CHANCELLOR'S OFFICE	-	316	-	-	316	-	-	316
-	-	-	-	-	-	-	-	-
-	-	-	-	-	-	-	-	-
-	-	-	-	-	-	-	-	-
-	-	-	-	-	-	-	-	-
-	-	-	-	-	-	-	-	-
-	-	-	-	-	-	-	-	-
-	-	-	-	-	-	-	-	-
-	-	-	-	-	-	-	-	-
-	-	-	-	-	-	-	-	-
-	-	-	-	-	-	-	-	-
-	-	-	-	-	-	-	-	-
-	-	-	-	-	-	-	-	-
-	-	-	-	-	-	-	-	-
-	-	-	-	-	-	-	-	-
ALL OTHER School Districts: ( Weighted Avg )	-	-	-	-	-	-	-	-
TOTAL ENROLLMENT	-	316	-	-	316	-	-	316
REVENUE PER PUPIL	-	#NAME?	-	#NAME?	#NAME?	-	#NAME?	#NAME?
EXPENSES PER PUPIL	-	#NAME?	-	#NAME?	#NAME?	-	#NAME?	#NAME?

		E				
Total Revenue		#NAME?	#NAME?	#NAME?	#NAME?	#NAME?
Total Expenses		#NAME?	#NAME?	#NAME?	#NAME?	#NAME?
Net Income		#NAME?	#NAME?	#NAME?	#NAME?	#NAME?
Actual Student Enrollment		-	-	316	-	-
		Quarter - 1/1 - 3/31		4th Quarter - 4/1 - 6/30		
		Revised Budget	Variance	Original Budget	Revised Budget	Variance
REVENUE		SED' Column(s) COMPLETELY BLANK. <i>ST be completed.</i>				
REVENUES FROM STATE SOURCES	2015-16					
Per Pupil Revenue	Per Pupil Rate					
NYC CHANCELLOR'S OFFICE	#NAME?	#NAME?	#NAME?	#NAME?	#NAME?	#NAME?
-	#N/A	#N/A	#NAME?	#N/A	#N/A	#NAME?
-	#N/A	#N/A	#NAME?	#N/A	#N/A	#NAME?
-	#N/A	#N/A	#NAME?	#N/A	#N/A	#NAME?
-	#N/A	#N/A	#NAME?	#N/A	#N/A	#NAME?
-	#N/A	#N/A	#NAME?	#N/A	#N/A	#NAME?
-	#N/A	#N/A	#NAME?	#N/A	#N/A	#NAME?
-	#N/A	#N/A	#NAME?	#N/A	#N/A	#NAME?
-	#N/A	#N/A	#NAME?	#N/A	#N/A	#NAME?
-	#N/A	#N/A	#NAME?	#N/A	#N/A	#NAME?
-	#N/A	#N/A	#NAME?	#N/A	#N/A	#NAME?
-	#N/A	#N/A	#NAME?	#N/A	#N/A	#NAME?
-	#N/A	#N/A	#NAME?	#N/A	#N/A	#NAME?
-	#N/A	#N/A	#NAME?	#N/A	#N/A	#NAME?
-	#N/A	#N/A	#NAME?	#N/A	#N/A	#NAME?
-	#N/A	#N/A	#NAME?	#N/A	#N/A	#NAME?
ALL OTHER School Districts: ( Weighted Avg )	#N/A	#N/A	#NAME?	#N/A	#N/A	#NAME?
TOTAL Per Pupil Revenue (Weighted Average Per Pupil Funding)	#NAME?	#NAME?	#NAME?	#NAME?	#NAME?	#NAME?
Special Education Revenue		-	#NAME?	100,795	-	#NAME?
Grants		-	#NAME?	-	-	#NAME?
Stimulus		-	#NAME?	-	-	#NAME?
DYCD (Department of Youth and Community Development)		-	#NAME?	-	-	#NAME?
Other		-	#NAME?	-	-	#NAME?
Other		-	#NAME?	17,787	-	#NAME?
TOTAL REVENUE FROM STATE SOURCES		#NAME?	#NAME?	#NAME?	#NAME?	#NAME?
REVENUE FROM FEDERAL FUNDING		-	#NAME?	7,523	-	#NAME?
IDEA Special Needs		-	#NAME?	36,675	-	#NAME?
Title I		-	#NAME?	2,000	-	#NAME?
Title Funding - Other		-	#NAME?	-	-	#NAME?
School Food Service (Free Lunch)		-	#NAME?	-	-	#NAME?
Grants		-	#NAME?	25,120	-	#NAME?
Charter School Program (CSP) Planning & Implementation		-	#NAME?	-	-	#NAME?
Other		-	#NAME?	-	-	#NAME?
Other		-	#NAME?	-	-	#NAME?
TOTAL REVENUE FROM FEDERAL SOURCES		-	#NAME?	71,318	-	#NAME?
LOCAL and OTHER REVENUE		-	#NAME?	-	-	#NAME?
Contributions and Donations		-	#NAME?	-	-	#NAME?
Fundraising		-	#NAME?	10,135	-	#NAME?
Erate Reimbursement		-	#NAME?	-	-	#NAME?
Earnings on Investments		-	#NAME?	-	-	#NAME?
Interest Income		-	#NAME?	-	-	#NAME?
Food Service (Income from meals)		-	#NAME?	-	-	#NAME?
Text Book		-	#NAME?	-	-	#NAME?
OTHER		-	#NAME?	-	-	#NAME?
TOTAL REVENUE FROM LOCAL and OTHER SOURCES		-	#NAME?	10,135	-	#NAME?
TOTAL REVENUE		#NAME?	#NAME?	#NAME?	#NAME?	#NAME?

		E				
Total Revenue		#NAME?	#NAME?	#NAME?	#NAME?	#NAME?
Total Expenses		#NAME?	#NAME?	#NAME?	#NAME?	#NAME?
Net Income		#NAME?	#NAME?	#NAME?	#NAME?	#NAME?
Actual Student Enrollment		-	-	316	-	-
		Quarter - 1/1 - 3/31		4th Quarter - 4/1 - 6/30		
		Revised Budget	Variance	Original Budget	Revised Budget	Variance
<b>EXPENSES</b>						
<b>ADMINISTRATIVE STAFF PERSONNEL COSTS</b>	Avg. No. of Positions					
Executive Management	-	-	#NAME?	-	-	#NAME?
Instructional Management	3.00	-	#NAME?	67,160	-	#NAME?
Deans, Directors & Coordinators	2.00	-	#NAME?	23,885	-	#NAME?
CFO / Director of Finance	-	-	#NAME?	-	-	#NAME?
Operation / Business Manager	4.00	-	#NAME?	60,920	-	#NAME?
Administrative Staff	-	-	#NAME?	-	-	#NAME?
TOTAL ADMINISTRATIVE STAFF	9.00	-	#NAME?	151,965	-	#NAME?
<b>INSTRUCTIONAL PERSONNEL COSTS</b>						
Teachers - Regular	13.00	-	#NAME?	208,209	-	#NAME?
Teachers - SPED	2.00	-	#NAME?	#NAME?	-	#NAME?
Substitute Teachers	-	-	#NAME?	-	-	#NAME?
Teaching Assistants	7.00	-	#NAME?	83,257	-	#NAME?
Specialty Teachers	4.50	-	#NAME?	67,054	-	#NAME?
Aides	-	-	#NAME?	-	-	#NAME?
Therapists & Counselors	1.00	-	#NAME?	16,991	-	#NAME?
Other	-	-	#NAME?	-	-	#NAME?
TOTAL INSTRUCTIONAL	27.50	-	#NAME?	#NAME?	-	#NAME?
<b>NON-INSTRUCTIONAL PERSONNEL COSTS</b>						
Nurse	-	-	#NAME?	-	-	#NAME?
Librarian	-	-	#NAME?	-	-	#NAME?
Custodian	-	-	#NAME?	-	-	#NAME?
Security	-	-	#NAME?	-	-	#NAME?
Other	-	-	#NAME?	-	-	#NAME?
TOTAL NON-INSTRUCTIONAL	-	-	#NAME?	-	-	#NAME?
<b>SUBTOTAL PERSONNEL SERVICE COSTS</b>	36.50	-	#NAME?	#NAME?	-	#NAME?
<b>PAYROLL TAXES AND BENEFITS</b>						
Payroll Taxes		-	#NAME?	49,394	-	#NAME?
Fringe / Employee Benefits		-	#NAME?	88,461	-	#NAME?
Retirement / Pension		-	#NAME?	14,736	-	#NAME?
TOTAL PAYROLL TAXES AND BENEFITS		-	#NAME?	152,591	-	#NAME?
<b>TOTAL PERSONNEL SERVICE COSTS</b>	36.50	-	#NAME?	#NAME?	-	#NAME?
<b>CONTRACTED SERVICES</b>						
Accounting / Audit		-	#NAME?	-	-	#NAME?
Legal		-	#NAME?	-	-	#NAME?
Management Company Fee		-	#NAME?	167,225	-	#NAME?
Nurse Services		-	#NAME?	-	-	#NAME?
Food Service / School Lunch		-	#NAME?	-	-	#NAME?
Payroll Services		-	#NAME?	2,031	-	#NAME?
Special Ed Services		-	#NAME?	-	-	#NAME?
Titement Services (i.e. Title I)		-	#NAME?	-	-	#NAME?
Other Purchased / Professional / Consulting		-	#NAME?	10,866	-	#NAME?
TOTAL CONTRACTED SERVICES		-	#NAME?	180,122	-	#NAME?

	E				
Total Revenue	#NAME?	#NAME?	#NAME?	#NAME?	#NAME?
Total Expenses	#NAME?	#NAME?	#NAME?	#NAME?	#NAME?
Net Income	#NAME?	#NAME?	#NAME?	#NAME?	#NAME?
Actual Student Enrollment	-	-	316	-	-
	Quarter - 1/1 - 3/31		4th Quarter - 4/1 - 6/30		
	Revised Budget	Variance	Original Budget	Revised Budget	Variance
<b>SCHOOL OPERATIONS</b>					
Board Expenses	-	#NAME?	101	-	#NAME?
Classroom / Teaching Supplies & Materials	-	#NAME?	30,226	-	#NAME?
Special Ed Supplies & Materials	-	#NAME?	-	-	#NAME?
Textbooks / Workbooks	-	#NAME?	-	-	#NAME?
Supplies & Materials other	-	#NAME?	38,557	-	#NAME?
Equipment / Furniture	-	#NAME?	3,222	-	#NAME?
Telephone	-	#NAME?	-	-	#NAME?
Technology	-	#NAME?	24,693	-	#NAME?
Student Testing & Assessment	-	#NAME?	4,710	-	#NAME?
Field Trips	-	#NAME?	8,727	-	#NAME?
Transportation (student)	-	#NAME?	5,868	-	#NAME?
Student Services - other	-	#NAME?	14,909	-	#NAME?
Office Expense	-	#NAME?	27,033	-	#NAME?
Staff Development	-	#NAME?	18,957	-	#NAME?
Staff Recruitment	-	#NAME?	7,617	-	#NAME?
Student Recruitment / Marketing	-	#NAME?	18,673	-	#NAME?
School Meals / Lunch	-	#NAME?	9,663	-	#NAME?
Travel (Staff)	-	#NAME?	13,304	-	#NAME?
Fundraising	-	#NAME?	-	-	#NAME?
Other	-	#NAME?	300	-	#NAME?
TOTAL SCHOOL OPERATIONS	-	#NAME?	226,559	-	#NAME?
<b>FACILITY OPERATION &amp; MAINTENANCE</b>					
Insurance	-	#NAME?	10,406	-	#NAME?
Janitorial	-	#NAME?	-	-	#NAME?
Building and Land Rent / Lease / Facility Finance Interest	-	#NAME?	-	-	#NAME?
Repairs & Maintenance	-	#NAME?	10,889	-	#NAME?
Equipment / Furniture	-	#NAME?	8,088	-	#NAME?
Security	-	#NAME?	-	-	#NAME?
Utilities	-	#NAME?	-	-	#NAME?
TOTAL FACILITY OPERATION & MAINTENANCE	-	#NAME?	29,384	-	#NAME?
<b>DEPRECIATION &amp; AMORTIZATION</b>	-	#NAME?	94,417	-	#NAME?
<b>RESERVES / CONTINGENCY</b>	-	#NAME?	-	-	#NAME?
<b>TOTAL EXPENSES</b>	-	#NAME?	#NAME?	-	#NAME?
<b>NET INCOME</b>	#NAME?	#NAME?	#NAME?	#NAME?	#NAME?

	E				
Total Revenue	#NAME?	#NAME?	#NAME?	#NAME?	#NAME?
Total Expenses	#NAME?	#NAME?	#NAME?	#NAME?	#NAME?
Net Income	#NAME?	#NAME?	#NAME?	#NAME?	#NAME?
Actual Student Enrollment	-	-	316	-	-
	Quarter - 1/1 - 3/31		4th Quarter - 4/1 - 6/30		
	Revised Budget	Variance	Original Budget	Revised Budget	Variance
ENROLLMENT - *School Districts Are Linked To Above Entries*					
Number of Districts:	-	-	1	-	-
NYC CHANCELLOR'S OFFICE	-	-	316	-	-
-	-	-	-	-	-
-	-	-	-	-	-
-	-	-	-	-	-
-	-	-	-	-	-
-	-	-	-	-	-
-	-	-	-	-	-
-	-	-	-	-	-
-	-	-	-	-	-
-	-	-	-	-	-
-	-	-	-	-	-
-	-	-	-	-	-
-	-	-	-	-	-
-	-	-	-	-	-
-	-	-	-	-	-
-	-	-	-	-	-
ALL OTHER School Districts: ( Weighted Avg )	-	-	-	-	-
TOTAL ENROLLMENT	-	-	316	-	-
REVENUE PER PUPIL	-	#NAME?	#NAME?	-	#NAME?
EXPENSES PER PUPIL	-	#NAME?	#NAME?	-	#NAME?

		SUCCESS ACADEMY FC Budget / Operating 2015-16				
Total Revenue		#NAME?	#NAME?	#NAME?	#NAME?	#NAME?
Total Expenses		#NAME?	#NAME?	#NAME?	#NAME?	#NAME?
Net Income		#NAME?	#NAME?	#NAME?	#NAME?	#NAME?
Actual Student Enrollment						
		Total Year			VARIANCE	
		Original Budget	Revised Budget	Variance	Original Budget vs. PY Budget	Revised Budget vs. PY Budget
REVENUE						
REVENUES FROM STATE SOURCES		2015-16				
Per Pupil Revenue		Per Pupil Rate				
NYC CHANCELLOR'S OFFICE		#NAME?	#NAME?	#NAME?	#NAME?	#NAME?
-		#N/A	#NAME?	#NAME?	#N/A	#NAME?
-		#N/A	#NAME?	#NAME?	#N/A	#NAME?
-		#N/A	#NAME?	#NAME?	#N/A	#NAME?
-		#N/A	#NAME?	#NAME?	#N/A	#NAME?
-		#N/A	#NAME?	#NAME?	#N/A	#NAME?
-		#N/A	#NAME?	#NAME?	#N/A	#NAME?
-		#N/A	#NAME?	#NAME?	#N/A	#NAME?
-		#N/A	#NAME?	#NAME?	#N/A	#NAME?
-		#N/A	#NAME?	#NAME?	#N/A	#NAME?
-		#N/A	#NAME?	#NAME?	#N/A	#NAME?
-		#N/A	#NAME?	#NAME?	#N/A	#NAME?
-		#N/A	#NAME?	#NAME?	#N/A	#NAME?
-		#N/A	#NAME?	#NAME?	#N/A	#NAME?
ALL OTHER School Districts: ( Weighted Avg )		#N/A	#NAME?	#NAME?	#N/A	#NAME?
TOTAL Per Pupil Revenue (Weighted Average Per Pupil Funding)		#NAME?	#NAME?	#NAME?	#NAME?	#NAME?
Special Education Revenue		403,181	#NAME?	#NAME?	403,181	#NAME?
Grants						
Stimulus		-	#NAME?	#NAME?	-	#NAME?
DYCD (Department of Youth and Community Development)		-	#NAME?	#NAME?	-	#NAME?
Other		-	#NAME?	#NAME?	-	#NAME?
Other		71,150	#NAME?	#NAME?	71,150	#NAME?
TOTAL REVENUE FROM STATE SOURCES		#NAME?	#NAME?	#NAME?	#NAME?	#NAME?
REVENUE FROM FEDERAL FUNDING						
IDEA Special Needs		30,093	#NAME?	#NAME?	30,093	#NAME?
Title I		146,700	#NAME?	#NAME?	146,700	#NAME?
Title Funding - Other		8,000	#NAME?	#NAME?	8,000	#NAME?
School Food Service (Free Lunch)		-	#NAME?	#NAME?	-	#NAME?
Grants						
Charter School Program (CSP) Planning & Implementation		100,479	#NAME?	#NAME?	100,479	#NAME?
Other		-	#NAME?	#NAME?	-	#NAME?
Other		-	#NAME?	#NAME?	-	#NAME?
TOTAL REVENUE FROM FEDERAL SOURCES		285,272	#NAME?	#NAME?	285,272	#NAME?
LOCAL and OTHER REVENUE						
Contributions and Donations		-	#NAME?	#NAME?	-	#NAME?
Fundraising		-	#NAME?	#NAME?	-	#NAME?
Erate Reimbursement		40,541	#NAME?	#NAME?	40,541	#NAME?
Earnings on Investments		-	#NAME?	#NAME?	-	#NAME?
Interest Income		-	#NAME?	#NAME?	-	#NAME?
Food Service (Income from meals)		-	#NAME?	#NAME?	-	#NAME?
Text Book		-	#NAME?	#NAME?	-	#NAME?
OTHER		-	#NAME?	#NAME?	-	#NAME?
TOTAL REVENUE FROM LOCAL and OTHER SOURCES		40,541	#NAME?	#NAME?	40,541	#NAME?
TOTAL REVENUE		#NAME?	#NAME?	#NAME?	#NAME?	#NAME?

SUCCESS ACADEMY FC Budget / Operatin 2015-16				
Total Revenue	#NAME?	#NAME?	#NAME?	#NAME?
Total Expenses	#NAME?	#NAME?	#NAME?	#NAME?
Net Income	#NAME?	#NAME?	#NAME?	#NAME?
Actual Student Enrollment				
		Total Year		VARIANCE
		Original Budget	Revised Budget	Variance
				Original Budget vs. PY Budget
				Revised Budget vs. PY Budget
EXPENSES				
ADMINISTRATIVE STAFF PERSONNEL COSTS		Avg. No. of Positions		
Executive Management	-	-	#NAME?	#NAME?
Instructional Management	3.00	268,639	#NAME?	#NAME?
Deans, Directors & Coordinators	2.00	95,539	#NAME?	#NAME?
CFO / Director of Finance	-	-	#NAME?	#NAME?
Operation / Business Manager	4.00	243,681	#NAME?	#NAME?
Administrative Staff	-	-	#NAME?	#NAME?
TOTAL ADMINISTRATIVE STAFF	9.00	607,858	#NAME?	#NAME?
INSTRUCTIONAL PERSONNEL COSTS				
Teachers - Regular	13.00	832,837	#NAME?	#NAME?
Teachers - SPED	2.00	#NAME?	#NAME?	#NAME?
Substitute Teachers	-	-	#NAME?	#NAME?
Teaching Assistants	7.00	333,026	#NAME?	#NAME?
Specialty Teachers	4.50	268,217	#NAME?	#NAME?
Aides	-	-	#NAME?	#NAME?
Therapists & Counselors	1.00	67,964	#NAME?	#NAME?
Other	-	-	#NAME?	#NAME?
TOTAL INSTRUCTIONAL	27.50	#NAME?	#NAME?	#NAME?
NON-INSTRUCTIONAL PERSONNEL COSTS				
Nurse	-	-	#NAME?	#NAME?
Librarian	-	-	#NAME?	#NAME?
Custodian	-	-	#NAME?	#NAME?
Security	-	-	#NAME?	#NAME?
Other	-	-	#NAME?	#NAME?
TOTAL NON-INSTRUCTIONAL	-	-	#NAME?	#NAME?
SUBTOTAL PERSONNEL SERVICE COSTS		36.50	#NAME?	#NAME?
PAYROLL TAXES AND BENEFITS				
Payroll Taxes		197,575	#NAME?	#NAME?
Fringe / Employee Benefits		353,843	#NAME?	#NAME?
Retirement / Pension		58,945	#NAME?	#NAME?
TOTAL PAYROLL TAXES AND BENEFITS		610,363	#NAME?	#NAME?
TOTAL PERSONNEL SERVICE COSTS		36.50	#NAME?	#NAME?
CONTRACTED SERVICES				
Accounting / Audit		-	#NAME?	#NAME?
Legal		-	#NAME?	#NAME?
Management Company Fee		668,900	#NAME?	#NAME?
Nurse Services		-	#NAME?	#NAME?
Food Service / School Lunch		-	#NAME?	#NAME?
Payroll Services		8,123	#NAME?	#NAME?
Special Ed Services		-	#NAME?	#NAME?
Titlement Services (i.e. Title I)		-	#NAME?	#NAME?
Other Purchased / Professional / Consulting		43,464	#NAME?	#NAME?
TOTAL CONTRACTED SERVICES		720,487	#NAME?	#NAME?



SUCCESS ACADEMY FC Budget / Operatin 2015-16					
Total Revenue	#NAME?	#NAME?	#NAME?	#NAME?	#NAME?
Total Expenses	#NAME?	#NAME?	#NAME?	#NAME?	#NAME?
Net Income	#NAME?	#NAME?	#NAME?	#NAME?	#NAME?
Actual Student Enrollment					
	Total Year			VARIANCE	
	Original Budget	Revised Budget	Variance	Original Budget vs. PY Budget	Revised Budget vs. PY Budget
<b>SCHOOL OPERATIONS</b>					
Board Expenses	402	#NAME?	#NAME?	(402)	#NAME?
Classroom / Teaching Supplies & Materials	120,905	#NAME?	#NAME?	(120,905)	#NAME?
Special Ed Supplies & Materials	-	#NAME?	#NAME?	-	#NAME?
Textbooks / Workbooks	-	#NAME?	#NAME?	-	#NAME?
Supplies & Materials other	154,227	#NAME?	#NAME?	(154,227)	#NAME?
Equipment / Furniture	12,889	#NAME?	#NAME?	(12,889)	#NAME?
Telephone	-	#NAME?	#NAME?	-	#NAME?
Technology	98,773	#NAME?	#NAME?	(98,773)	#NAME?
Student Testing & Assessment	18,840	#NAME?	#NAME?	(18,840)	#NAME?
Field Trips	34,906	#NAME?	#NAME?	(34,906)	#NAME?
Transportation (student)	23,473	#NAME?	#NAME?	(23,473)	#NAME?
Student Services - other	59,637	#NAME?	#NAME?	(59,637)	#NAME?
Office Expense	108,132	#NAME?	#NAME?	(108,132)	#NAME?
Staff Development	75,826	#NAME?	#NAME?	(75,826)	#NAME?
Staff Recruitment	30,466	#NAME?	#NAME?	(30,466)	#NAME?
Student Recruitment / Marketing	74,691	#NAME?	#NAME?	(74,691)	#NAME?
School Meals / Lunch	38,652	#NAME?	#NAME?	(38,652)	#NAME?
Travel (Staff)	53,216	#NAME?	#NAME?	(53,216)	#NAME?
Fundraising	-	#NAME?	#NAME?	-	#NAME?
Other	1,200	#NAME?	#NAME?	(1,200)	#NAME?
TOTAL SCHOOL OPERATIONS	906,236	#NAME?	#NAME?	(906,236)	#NAME?
<b>FACILITY OPERATION &amp; MAINTENANCE</b>					
Insurance	41,625	#NAME?	#NAME?	(41,625)	#NAME?
Janitorial	-	#NAME?	#NAME?	-	#NAME?
Building and Land Rent / Lease / Facility Finance Interest	-	#NAME?	#NAME?	-	#NAME?
Repairs & Maintenance	43,555	#NAME?	#NAME?	(43,555)	#NAME?
Equipment / Furniture	32,354	#NAME?	#NAME?	(32,354)	#NAME?
Security	-	#NAME?	#NAME?	-	#NAME?
Utilities	-	#NAME?	#NAME?	-	#NAME?
TOTAL FACILITY OPERATION & MAINTENANCE	117,534	#NAME?	#NAME?	(117,534)	#NAME?
<b>DEPRECIATION &amp; AMORTIZATION</b>	377,666	#NAME?	#NAME?	(377,666)	#NAME?
<b>RESERVES / CONTINGENCY</b>	-	#NAME?	#NAME?	-	#NAME?
<b>TOTAL EXPENSES</b>	#NAME?	#NAME?	#NAME?	#NAME?	#NAME?
<b>NET INCOME</b>	#NAME?	#NAME?	#NAME?	#NAME?	#NAME?

		SUCCESS ACADEMY FC Budget / Operatin 2015-16				
Total Revenue	#NAME?	#NAME?	#NAME?	#NAME?	#NAME?	
Total Expenses	#NAME?	#NAME?	#NAME?	#NAME?	#NAME?	
Net Income	#NAME?	#NAME?	#NAME?	#NAME?	#NAME?	
Actual Student Enrollment						
		Total Year			VARIANCE	
		Original Budget	Revised Budget	Variance	Original Budget vs. PY Budget	Revised Budget vs. PY Budget
ENROLLMENT - *School Districts Are Linked To Above Entries*						
Number of Districts:						
NYC CHANCELLOR'S OFFICE						
-						
-						
-						
-						
-						
-						
-						
-						
-						
-						
-						
ALL OTHER School Districts: ( Weighted Avg )						
TOTAL ENROLLMENT						
REVENUE PER PUPIL						
EXPENSES PER PUPIL						

Total Revenue  
Total Expenses  
Net Income  
Actual Student Enrollment

DESCRIPTION OF ASSUMPTIONS

REVENUE	
REVENUES FROM STATE SOURCES	
Per Pupil Revenue	2015-16 Per Pupil Rate
NYC CHANCELLOR'S OFFICE	#NAME?
-	#N/A
-	#N/A
-	#N/A
-	#N/A
-	#N/A
-	#N/A
-	#N/A
-	#N/A
-	#N/A
-	#N/A
-	#N/A
-	#N/A
-	#N/A
-	#N/A
-	#N/A
ALL OTHER School Districts: ( Weighted Avg )	#N/A
TOTAL Per Pupil Revenue (Weighted Average Per Pupil Funding)	#NAME?
Special Education Revenue	
Grants	
Stimulus	
DYCD (Department of Youth and Community Development)	
Other	
Other	
TOTAL REVENUE FROM STATE SOURCES	
REVENUE FROM FEDERAL FUNDING	
IDEA Special Needs	
Title I	
Title Funding - Other	
School Food Service (Free Lunch)	
Grants	
Charter School Program (CSP) Planning & Implementation	
Other	
Other	
TOTAL REVENUE FROM FEDERAL SOURCES	
LOCAL and OTHER REVENUE	
Contributions and Donations	
Fundraising	
Erate Reimbursement	
Earnings on Investments	
Interest Income	
Food Service (Income from meals)	
Text Book	
OTHER	
TOTAL REVENUE FROM LOCAL and OTHER SOURCES	
TOTAL REVENUE	

Total Revenue  
Total Expenses  
Net Income  
Actual Student Enrollment

DESCRIPTION OF ASSUMPTIONS

EXPENSES

ADMINISTRATIVE STAFF PERSONNEL COSTS		Avg. No. of Positions
Executive Management		-
Instructional Management		3.00
Deans, Directors & Coordinators		2.00
CFO / Director of Finance		-
Operation / Business Manager		4.00
Administrative Staff		-
TOTAL ADMINISTRATIVE STAFF		9.00
INSTRUCTIONAL PERSONNEL COSTS		
Teachers - Regular		13.00
Teachers - SPED		2.00
Substitute Teachers		-
Teaching Assistants		7.00
Specialty Teachers		4.50
Aides		-
Therapists & Counselors		1.00
Other		-
TOTAL INSTRUCTIONAL		27.50
NON-INSTRUCTIONAL PERSONNEL COSTS		
Nurse		-
Librarian		-
Custodian		-
Security		-
Other		-
TOTAL NON-INSTRUCTIONAL		-
SUBTOTAL PERSONNEL SERVICE COSTS		36.50
PAYROLL TAXES AND BENEFITS		
Payroll Taxes		
Fringe / Employee Benefits		
Retirement / Pension		
TOTAL PAYROLL TAXES AND BENEFITS		
TOTAL PERSONNEL SERVICE COSTS		36.50
CONTRACTED SERVICES		
Accounting / Audit		
Legal		
Management Company Fee		
Nurse Services		
Food Service / School Lunch		
Payroll Services		
Special Ed Services		
Titlement Services (i.e. Title I)		
Other Purchased / Professional / Consulting		
TOTAL CONTRACTED SERVICES		

Total Revenue  
Total Expenses  
Net Income  
Actual Student Enrollment

DESCRIPTION OF ASSUMPTIONS

**SCHOOL OPERATIONS**  
Board Expenses  
Classroom / Teaching Supplies & Materials  
Special Ed Supplies & Materials  
Textbooks / Workbooks  
Supplies & Materials other  
Equipment / Furniture  
Telephone  
Technology  
Student Testing & Assessment  
Field Trips  
Transportation (student)  
Student Services - other  
Office Expense  
Staff Development  
Staff Recruitment  
Student Recruitment / Marketing  
School Meals / Lunch  
Travel (Staff)  
Fundraising  
Other  
TOTAL SCHOOL OPERATIONS

**FACILITY OPERATION & MAINTENANCE**  
Insurance  
Janitorial  
Building and Land Rent / Lease / Facility Finance Interest  
Repairs & Maintenance  
Equipment / Furniture  
Security  
Utilities  
TOTAL FACILITY OPERATION & MAINTENANCE

**DEPRECIATION & AMORTIZATION**  
**RESERVES / CONTINGENCY**

**TOTAL EXPENSES**

**NET INCOME**

<div>Total Revenue</div> <div>Total Expenses</div> <div>Net Income</div> <div>Actual Student Enrollment</div>	<div>PORT GREENE</div> <div>g Plan</div> <div>DESCRIPTION OF ASSUMPTIONS</div>
<div>ENROLLMENT - *School Districts Are Linked To Above Entries*</div> <div>Number of Districts:</div> <div>NYC CHANCELLOR'S OFFICE</div> <div>-</div> <div>-</div> <div>-</div> <div>-</div> <div>-</div> <div>-</div> <div>-</div> <div>-</div> <div>-</div> <div>-</div> <div>-</div> <div>-</div> <div>-</div> <div>ALL OTHER School Districts: ( Weighted Avg )</div> <div>TOTAL ENROLLMENT</div> <div>REVENUE PER PUPIL</div> <div>EXPENSES PER PUPIL</div>	

**SUCCESS ACADEMY FORT GREENE  
BALANCE SHEET  
2015-16**

	<u>Prior Year</u>	<u>Q1</u>	<u>Q2</u>	<u>Q3</u>	<u>Q4</u>
	<u>#NAME?</u>	<u>As of 9/30</u>	<u>As of 12/31</u>	<u>As of 3/31</u>	<u>As of 6/30</u>
<b><u>ASSETS</u></b>					
<b><u>CURRENT ASSETS</u></b>					
Cash and cash equivalents	\$-	\$-	\$-	\$-	\$-
Grants and contracts receivable	-	-	-	-	-
Accounts receivables	-	-	-	-	-
Prepaid Expenses	-	-	-	-	-
Contributions and other receivables	-	-	-	-	-
<b>TOTAL CURRENT ASSETS</b>	-	-	-	-	-
<b><u>PROPERTY, BUILDING AND EQUIPMENT, net</u></b>	-	-	-	-	-
<b><u>OTHER ASSETS</u></b>	-	-	-	-	-
<b>TOTAL ASSETS</b>	-	-	-	-	-
<b><u>LIABILITIES AND NET ASSETS</u></b>					
<b><u>CURRENT LIABILITIES</u></b>					
Accounts payable and accrued expenses	\$-	\$-	\$-	\$-	\$-
Accrued payroll and benefits	-	-	-	-	-
Deferred Revenue	-	-	-	-	-
Current maturities of long-term debt	-	-	-	-	-
Short Term Debt - Bonds, Notes Payable	-	-	-	-	-
Other	-	-	-	-	-
<b>TOTAL CURRENT LIABILITIES</b>	-	-	-	-	-
<b><u>LONG-TERM DEBT and NOTES PAYABLE, net current maturities</u></b>	-	-	-	-	-
<b>TOTAL LIABILITIES</b>	-	-	-	-	-
<b><u>NET ASSETS</u></b>					
Unrestricted	-	-	-	-	-
Temporarily restricted	-	-	-	-	-
<b>TOTAL NET ASSETS</b>	-	-	-	-	-
<b>TOTAL LIABILITIES AND NET ASSETS</b>	-	-	-	-	-





# SUCCESS ACADEMY FORT GREENE

## Budget / Operating Plan

2015-16

Total Revenue	#NAME?	#NAME?	#NAME?	#NAME?	#NAME?	#NAME?	#NAME?
Total Expenses	#NAME?	#NAME?	#NAME?	#NAME?	#NAME?	#NAME?	#NAME?
Net Income	#NAME?	#NAME?	#NAME?	#NAME?	#NAME?	#NAME?	#NAME?
Actual Student Enrollment	-	#NAME?	-	-	#NAME?	-	-

*NOTE: Enrollment, Revenue and Expenditure Data IN the 'Total and Variance Analysis' Section is Based on LAST ACTUAL Quarter Completed	1st Quarter - 7/1 - 9/30			2nd Quarter - 10/1 - 12/31			3rd Quarter - 1/1 - 3/31
	Actual	Current Budget	Variance	Actual	Current Budget	Variance	Actual

### EXPENSES

		Quarter 0					
		No. of Positions					
<b>ADMINISTRATIVE STAFF PERSONNEL COSTS</b>							
Executive Management	#NAME?	-	#NAME?	#NAME?	-	#NAME?	#NAME?
Instructional Management	#NAME?	-	#NAME?	#NAME?	-	#NAME?	#NAME?
Deans, Directors & Coordinators	#NAME?	-	#NAME?	#NAME?	-	#NAME?	#NAME?
CFO / Director of Finance	#NAME?	-	#NAME?	#NAME?	-	#NAME?	#NAME?
Operation / Business Manager	#NAME?	-	#NAME?	#NAME?	-	#NAME?	#NAME?
Administrative Staff	#NAME?	-	#NAME?	#NAME?	-	#NAME?	#NAME?
TOTAL ADMINISTRATIVE STAFF	#NAME?	-	#NAME?	#NAME?	-	#NAME?	#NAME?
<b>INSTRUCTIONAL PERSONNEL COSTS</b>							
Teachers - Regular	#NAME?	-	#NAME?	#NAME?	-	#NAME?	#NAME?
Teachers - SPED	#NAME?	-	#NAME?	#NAME?	-	#NAME?	#NAME?
Substitute Teachers	#NAME?	-	#NAME?	#NAME?	-	#NAME?	#NAME?
Teaching Assistants	#NAME?	-	#NAME?	#NAME?	-	#NAME?	#NAME?
Specialty Teachers	#NAME?	-	#NAME?	#NAME?	-	#NAME?	#NAME?
Aides	#NAME?	-	#NAME?	#NAME?	-	#NAME?	#NAME?
Therapists & Counselors	#NAME?	-	#NAME?	#NAME?	-	#NAME?	#NAME?
Other	#NAME?	-	#NAME?	#NAME?	-	#NAME?	#NAME?
TOTAL INSTRUCTIONAL	#NAME?	-	#NAME?	#NAME?	-	#NAME?	#NAME?
<b>NON-INSTRUCTIONAL PERSONNEL COSTS</b>							
Nurse	#NAME?	-	#NAME?	#NAME?	-	#NAME?	#NAME?
Librarian	#NAME?	-	#NAME?	#NAME?	-	#NAME?	#NAME?
Custodian	#NAME?	-	#NAME?	#NAME?	-	#NAME?	#NAME?
Security	#NAME?	-	#NAME?	#NAME?	-	#NAME?	#NAME?
Other	#NAME?	-	#NAME?	#NAME?	-	#NAME?	#NAME?
TOTAL NON-INSTRUCTIONAL	#NAME?	-	#NAME?	#NAME?	-	#NAME?	#NAME?
<b>SUBTOTAL PERSONNEL SERVICE COSTS</b>		-	#NAME?	#NAME?	-	#NAME?	#NAME?
<b>PAYROLL TAXES AND BENEFITS</b>		-	#NAME?	#NAME?	-	#NAME?	#NAME?
Payroll Taxes		-	#NAME?	#NAME?	-	#NAME?	#NAME?
Fringe / Employee Benefits		-	#NAME?	#NAME?	-	#NAME?	#NAME?
Retirement / Pension		-	#NAME?	#NAME?	-	#NAME?	#NAME?
TOTAL PAYROLL TAXES AND BENEFITS		-	#NAME?	#NAME?	-	#NAME?	#NAME?
<b>TOTAL PERSONNEL SERVICE COSTS</b>		-	#NAME?	#NAME?	-	#NAME?	#NAME?
<b>CONTRACTED SERVICES</b>		-	#NAME?	#NAME?	-	#NAME?	#NAME?
Accounting / Audit		-	#NAME?	#NAME?	-	#NAME?	#NAME?
Legal		-	#NAME?	#NAME?	-	#NAME?	#NAME?
Management Company Fee		-	#NAME?	#NAME?	-	#NAME?	#NAME?
Nurse Services		-	#NAME?	#NAME?	-	#NAME?	#NAME?
Food Service / School Lunch		-	#NAME?	#NAME?	-	#NAME?	#NAME?
Payroll Services		-	#NAME?	#NAME?	-	#NAME?	#NAME?
Special Ed Services		-	#NAME?	#NAME?	-	#NAME?	#NAME?
Titlement Services (i.e. Title I)		-	#NAME?	#NAME?	-	#NAME?	#NAME?
Other Purchased / Professional / Consulting		-	#NAME?	#NAME?	-	#NAME?	#NAME?
TOTAL CONTRACTED SERVICES		-	#NAME?	#NAME?	-	#NAME?	#NAME?



## 2015-16

*NOTE: Enrollment, Revenue and Expenditure Data IN the 'Total and Variance Analysis' Section is Based on LAST ACTUAL Quarter Completed	1st Quarter - 7/1 - 9/30			2nd Quarter - 10/1 - 12/31			3rd Quarter - 1/1 - 3/31
	Actual	Current Budget	Variance	Actual	Current Budget	Variance	Actual

NYC CHANCELLOR'S OFFICE

REVENUE PER PUPIL

### EXPENSES PER PUPIL

-	#NAME?	#NAME?	-	#NAME?	#NAME?	-
---	--------	--------	---	--------	--------	---

Total Revenue	#NAME?	#NAME?	#NAME?	#NAME?	#NAME?
Total Expenses	#NAME?	#NAME?	#NAME?	#NAME?	#NAME?
Net Income	#NAME?	#NAME?	#NAME?	#NAME?	#NAME?
Actual Student Enrollment	#NAME?	-	-	#NAME?	-
*NOTE: Enrollment, Revenue and Expenditure Data IN the 'Total and Variance Analysis' Section is Based on LAST ACTUAL Quarter Completed	Quarter - 1/1 - 3/31		4th Quarter - 4/1 - 6/30		
	Current Budget	Variance	Actual	Current Budget	Variance
REVENUE					
REVENUES FROM STATE SOURCES					
Per Pupil Revenue	CY Per Pupil Rate				
NYC CHANCELLOR'S OFFICE	#NAME?	#NAME?	#NAME?	#NAME?	#NAME?
-	#N/A	#NAME?	#NAME?	#N/A	#NAME?
-	#N/A	#NAME?	#NAME?	#N/A	#NAME?
-	#N/A	#NAME?	#NAME?	#N/A	#NAME?
-	#N/A	#NAME?	#NAME?	#N/A	#NAME?
-	#N/A	#NAME?	#NAME?	#N/A	#NAME?
-	#N/A	#NAME?	#NAME?	#N/A	#NAME?
-	#N/A	#NAME?	#NAME?	#N/A	#NAME?
-	#N/A	#NAME?	#NAME?	#N/A	#NAME?
-	#N/A	#NAME?	#NAME?	#N/A	#NAME?
-	#N/A	#NAME?	#NAME?	#N/A	#NAME?
-	#N/A	#NAME?	#NAME?	#N/A	#NAME?
-	#N/A	#NAME?	#NAME?	#N/A	#NAME?
-	#N/A	#NAME?	#NAME?	#N/A	#NAME?
-	#N/A	#NAME?	#NAME?	#N/A	#NAME?
ALL OTHER School Districts: ( Count = 0 )	#N/A	#NAME?	#NAME?	#N/A	#NAME?
TOTAL Per Pupil Revenue (Weighted Average Per Pupil Funding)	#NAME?	#NAME?	#NAME?	#NAME?	#NAME?
Special Education Revenue		#NAME?	-	#NAME?	#NAME?
Grants					
Stimulus		#NAME?	-	#NAME?	#NAME?
DYCD (Department of Youth and Community Development)		#NAME?	-	#NAME?	#NAME?
Other		#NAME?	-	#NAME?	#NAME?
Other		#NAME?	-	#NAME?	#NAME?
TOTAL REVENUE FROM STATE SOURCES		#NAME?	#NAME?	#NAME?	#NAME?
REVENUE FROM FEDERAL FUNDING					
IDEA Special Needs		#NAME?	-	#NAME?	#NAME?
Title I		#NAME?	-	#NAME?	#NAME?
Title Funding - Other		#NAME?	-	#NAME?	#NAME?
School Food Service (Free Lunch)		#NAME?	-	#NAME?	#NAME?
Grants					
Charter School Program (CSP) Planning & Implementation		#NAME?	-	#NAME?	#NAME?
Other		#NAME?	-	#NAME?	#NAME?
Other		#NAME?	-	#NAME?	#NAME?
TOTAL REVENUE FROM FEDERAL SOURCES		#NAME?	-	#NAME?	#NAME?
LOCAL and OTHER REVENUE					
Contributions and Donations		#NAME?	-	#NAME?	#NAME?
Fundraising		#NAME?	-	#NAME?	#NAME?
Erate Reimbursement		#NAME?	-	#NAME?	#NAME?
Earnings on Investments		#NAME?	-	#NAME?	#NAME?
Interest Income		#NAME?	-	#NAME?	#NAME?
Food Service (Income from meals)		#NAME?	-	#NAME?	#NAME?
Text Book		#NAME?	-	#NAME?	#NAME?
OTHER		#NAME?	-	#NAME?	#NAME?
TOTAL REVENUE FROM LOCAL and OTHER SOURCES		#NAME?	-	#NAME?	#NAME?
TOTAL REVENUE	#NAME?	#NAME?	#NAME?	#NAME?	#NAME?

Total Revenue	#NAME?	#NAME?	#NAME?	#NAME?	#NAME?	
Total Expenses	#NAME?	#NAME?	#NAME?	#NAME?	#NAME?	
Net Income	#NAME?	#NAME?	#NAME?	#NAME?	#NAME?	
Actual Student Enrollment	#NAME?	-	-	#NAME?	-	
*NOTE: Enrollment, Revenue and Expenditure Data IN the 'Total and Variance Analysis' Section is Based on LAST ACTUAL Quarter Completed		Quarter - 1/1 - 3/31		4th Quarter - 4/1 - 6/30		
		Current Budget	Variance	Actual	Current Budget	Variance
<b>EXPENSES</b>						
<b>ADMINISTRATIVE STAFF PERSONNEL COSTS</b>		Quarter 0				
	No. of Positions					
Executive Management	#NAME?	#NAME?	#NAME?	-	#NAME?	#NAME?
Instructional Management	#NAME?	#NAME?	#NAME?	-	#NAME?	#NAME?
Deans, Directors & Coordinators	#NAME?	#NAME?	#NAME?	-	#NAME?	#NAME?
CFO / Director of Finance	#NAME?	#NAME?	#NAME?	-	#NAME?	#NAME?
Operation / Business Manager	#NAME?	#NAME?	#NAME?	-	#NAME?	#NAME?
Administrative Staff	#NAME?	#NAME?	#NAME?	-	#NAME?	#NAME?
TOTAL ADMINISTRATIVE STAFF	#NAME?	#NAME?	#NAME?	-	#NAME?	#NAME?
<b>INSTRUCTIONAL PERSONNEL COSTS</b>						
Teachers - Regular	#NAME?	#NAME?	#NAME?	-	#NAME?	#NAME?
Teachers - SPED	#NAME?	#NAME?	#NAME?	-	#NAME?	#NAME?
Substitute Teachers	#NAME?	#NAME?	#NAME?	-	#NAME?	#NAME?
Teaching Assistants	#NAME?	#NAME?	#NAME?	-	#NAME?	#NAME?
Specialty Teachers	#NAME?	#NAME?	#NAME?	-	#NAME?	#NAME?
Aides	#NAME?	#NAME?	#NAME?	-	#NAME?	#NAME?
Therapists & Counselors	#NAME?	#NAME?	#NAME?	-	#NAME?	#NAME?
Other	#NAME?	#NAME?	#NAME?	-	#NAME?	#NAME?
TOTAL INSTRUCTIONAL	#NAME?	#NAME?	#NAME?	-	#NAME?	#NAME?
<b>NON-INSTRUCTIONAL PERSONNEL COSTS</b>						
Nurse	#NAME?	#NAME?	#NAME?	-	#NAME?	#NAME?
Librarian	#NAME?	#NAME?	#NAME?	-	#NAME?	#NAME?
Custodian	#NAME?	#NAME?	#NAME?	-	#NAME?	#NAME?
Security	#NAME?	#NAME?	#NAME?	-	#NAME?	#NAME?
Other	#NAME?	#NAME?	#NAME?	-	#NAME?	#NAME?
TOTAL NON-INSTRUCTIONAL	#NAME?	#NAME?	#NAME?	-	#NAME?	#NAME?
<b>SUBTOTAL PERSONNEL SERVICE COSTS</b>		#NAME?	#NAME?	-	#NAME?	#NAME?
<b>PAYROLL TAXES AND BENEFITS</b>						
Payroll Taxes		#NAME?	#NAME?	-	#NAME?	#NAME?
Fringe / Employee Benefits		#NAME?	#NAME?	-	#NAME?	#NAME?
Retirement / Pension		#NAME?	#NAME?	-	#NAME?	#NAME?
TOTAL PAYROLL TAXES AND BENEFITS		#NAME?	#NAME?	-	#NAME?	#NAME?
<b>TOTAL PERSONNEL SERVICE COSTS</b>		#NAME?	#NAME?	-	#NAME?	#NAME?
<b>CONTRACTED SERVICES</b>						
Accounting / Audit		#NAME?	#NAME?	-	#NAME?	#NAME?
Legal		#NAME?	#NAME?	-	#NAME?	#NAME?
Management Company Fee		#NAME?	#NAME?	-	#NAME?	#NAME?
Nurse Services		#NAME?	#NAME?	-	#NAME?	#NAME?
Food Service / School Lunch		#NAME?	#NAME?	-	#NAME?	#NAME?
Payroll Services		#NAME?	#NAME?	-	#NAME?	#NAME?
Special Ed Services		#NAME?	#NAME?	-	#NAME?	#NAME?
Titlement Services (i.e. Title I)		#NAME?	#NAME?	-	#NAME?	#NAME?
Other Purchased / Professional / Consulting		#NAME?	#NAME?	-	#NAME?	#NAME?
TOTAL CONTRACTED SERVICES		#NAME?	#NAME?	-	#NAME?	#NAME?

Total Revenue	#NAME?	#NAME?	#NAME?	#NAME?	#NAME?
Total Expenses	#NAME?	#NAME?	#NAME?	#NAME?	#NAME?
Net Income	#NAME?	#NAME?	#NAME?	#NAME?	#NAME?
Actual Student Enrollment	#NAME?	-	-	#NAME?	-
*NOTE: Enrollment, Revenue and Expenditure Data IN the 'Total and Variance Analysis' Section is Based on LAST ACTUAL Quarter Completed		Quarter - 1/1 - 3/31		4th Quarter - 4/1 - 6/30	
		Current Budget	Variance	Actual	Current Budget Variance
<b>SCHOOL OPERATIONS</b>					
Board Expenses	#NAME?	#NAME?	-	#NAME?	#NAME?
Classroom / Teaching Supplies & Materials	#NAME?	#NAME?	-	#NAME?	#NAME?
Special Ed Supplies & Materials	#NAME?	#NAME?	-	#NAME?	#NAME?
Textbooks / Workbooks	#NAME?	#NAME?	-	#NAME?	#NAME?
Supplies & Materials other	#NAME?	#NAME?	-	#NAME?	#NAME?
Equipment / Furniture	#NAME?	#NAME?	-	#NAME?	#NAME?
Telephone	#NAME?	#NAME?	-	#NAME?	#NAME?
Technology	#NAME?	#NAME?	-	#NAME?	#NAME?
Student Testing & Assessment	#NAME?	#NAME?	-	#NAME?	#NAME?
Field Trips	#NAME?	#NAME?	-	#NAME?	#NAME?
Transportation (student)	#NAME?	#NAME?	-	#NAME?	#NAME?
Student Services - other	#NAME?	#NAME?	-	#NAME?	#NAME?
Office Expense	#NAME?	#NAME?	-	#NAME?	#NAME?
Staff Development	#NAME?	#NAME?	-	#NAME?	#NAME?
Staff Recruitment	#NAME?	#NAME?	-	#NAME?	#NAME?
Student Recruitment / Marketing	#NAME?	#NAME?	-	#NAME?	#NAME?
School Meals / Lunch	#NAME?	#NAME?	-	#NAME?	#NAME?
Travel (Staff)	#NAME?	#NAME?	-	#NAME?	#NAME?
Fundraising	#NAME?	#NAME?	-	#NAME?	#NAME?
Other	#NAME?	#NAME?	-	#NAME?	#NAME?
TOTAL SCHOOL OPERATIONS	#NAME?	#NAME?	-	#NAME?	#NAME?
<b>FACILITY OPERATION &amp; MAINTENANCE</b>					
Insurance	#NAME?	#NAME?	-	#NAME?	#NAME?
Janitorial	#NAME?	#NAME?	-	#NAME?	#NAME?
Building and Land Rent / Lease / Facility Finance Interest	#NAME?	#NAME?	-	#NAME?	#NAME?
Repairs & Maintenance	#NAME?	#NAME?	-	#NAME?	#NAME?
Equipment / Furniture	#NAME?	#NAME?	-	#NAME?	#NAME?
Security	#NAME?	#NAME?	-	#NAME?	#NAME?
Utilities	#NAME?	#NAME?	-	#NAME?	#NAME?
TOTAL FACILITY OPERATION & MAINTENANCE	#NAME?	#NAME?	-	#NAME?	#NAME?
<b>DEPRECIATION &amp; AMORTIZATION</b>					
#NAME?	#NAME?	#NAME?	-	#NAME?	#NAME?
<b>RESERVES / CONTINGENCY</b>					
#NAME?	#NAME?	#NAME?	-	#NAME?	#NAME?
TOTAL EXPENSES	#NAME?	#NAME?	-	#NAME?	#NAME?
NET INCOME	#NAME?	#NAME?	#NAME?	#NAME?	#NAME?

Total Revenue	#NAME?	#NAME?	#NAME?	#NAME?	#NAME?
Total Expenses	#NAME?	#NAME?	#NAME?	#NAME?	#NAME?
Net Income	#NAME?	#NAME?	#NAME?	#NAME?	#NAME?
Actual Student Enrollment	#NAME?	-	-	#NAME?	-
*NOTE: Enrollment, Revenue and Expenditure Data IN the 'Total and Variance Analysis' Section is Based on LAST ACTUAL Quarter Completed		3rd Quarter - 1/1 - 3/31		4th Quarter - 4/1 - 6/30	
		Current Budget	Variance	Actual	Current Budget      Variance
ENROLLMENT - *School Districts Are Linked To Above Entries*					
NYC CHANCELLOR'S OFFICE	#NAME?	-	-	#NAME?	-
-	#NAME?	-	-	#NAME?	-
-	#NAME?	-	-	#NAME?	-
-	#NAME?	-	-	#NAME?	-
-	#NAME?	-	-	#NAME?	-
-	#NAME?	-	-	#NAME?	-
-	#NAME?	-	-	#NAME?	-
-	#NAME?	-	-	#NAME?	-
-	#NAME?	-	-	#NAME?	-
-	#NAME?	-	-	#NAME?	-
-	#NAME?	-	-	#NAME?	-
-	#NAME?	-	-	#NAME?	-
-	#NAME?	-	-	#NAME?	-
-	#NAME?	-	-	#NAME?	-
-	#NAME?	-	-	#NAME?	-
-	#NAME?	-	-	#NAME?	-
ALL OTHER School Districts: ( Count = 0 )	#NAME?	-	-	#NAME?	-
TOTAL ENROLLMENT	#NAME?	-	-	#NAME?	-
REVENUE PER PUPIL	#NAME?	#NAME?	-	#NAME?	#NAME?
EXPENSES PER PUPIL	#NAME?	#NAME?	-	#NAME?	#NAME?





### Budget / Operating Plan

NAME?	#NAME?	#NAME?
1	1	1
2	2	2
3	3	3
4	4	4
5	5	5
6	6	6
7	7	7
8	8	8
9	9	9
10	10	10
11	11	11
12	12	12
13	13	13
14	14	14
15	15	15
16	16	16
17	17	17
18	18	18
19	19	19
20	20	20
21	21	21
22	22	22
23	23	23
24	24	24
25	25	25
26	26	26
27	27	27
28	28	28
29	29	29
30	30	30
31	31	31
32	32	32
33	33	33
34	34	34
35	35	35
36	36	36
37	37	37
38	38	38
39	39	39
40	40	40
41	41	41
42	42	42
43	43	43
44	44	44
45	45	45
46	46	46
47	47	47
48	48	48
49	49	49
50	50	50
51	51	51
52	52	52
53	53	53
54	54	54
55	55	55
56	56	56
57	57	57
58	58	58
59	59	59
60	60	60
61	61	61
62	62	62
63	63	63
64	64	64
65	65	65
66	66	66
67	67	67
68	68	68
69	69	69
70	70	70
71	71	71
72	72	72
73	73	73
74	74	74
75	75	75
76	76	76
77	77	77
78	78	78
79	79	79
80	80	80
81	81	81
82	82	82
83	83	83
84	84	84
85	85	85
86	86	86
87	87	87
88	88	88
89	89	89
90	90	90
91	91	91
92	92	92
93	93	93
94	94	94
95	95	95
96	96	96
97	97	97
98	98	98
99	99	99
100	100	100

		TOTALS AND VARIANCE ANALYSIS					
		Actual vs.		Actual vs.		Actual vs.	
		Current Budget (Current Quarter)	Current Budget	Current Budget - TY	Current Budget TY	Original Budget (Current Quarter)	Original Budget
Actual							
*NOTE: Enrollment, Revenue and Expenditure Data IN the 'Total and Variance Analysis' Section is Based on LAST ACTUAL Quarter Completed							

Quarter 0  
No. of Positions

INSTRUCTIONAL PERSONNEL C

## Teachers - Regular

TOTAL INSTRUCTIONAL

## Nurse

TOTAL NON-INSTRUCTIONAL

#### PAYROLL TAXES AND BENEFITS

TOTAL PAYROLL TAXES AND BENEFITS

#### CONTRACTED SERVICES

### CONTRACTED SERVICES

## Legal

Management Company FeeFood Service / School Lunch  
Payroll Services

Payroll Services  
Special Ed Services

## Other Purchased / Professional

---

SUCCESS ACADEMY FORT GRE  
Budget / Operating Plan  
2015-16

Total Revenue	#NAME?	#NAME?	#NAME?	#NAME?	#NAME?	#NAME?
Total Expenses	#NAME?	#NAME?	#NAME?	#NAME?	#NAME?	#NAME?
Net Income	#NAME?	#NAME?	#NAME?	#NAME?	#NAME?	#NAME?
Actual Student Enrollment	-	-	-			-
*NOTE: Enrollment, Revenue and Expenditure Data IN the 'Total and Variance Analysis' Section is Based on LAST ACTUAL Quarter Completed	TOTALS AND VARIANCE ANALYSIS					
	Actual	Current Budget (Current Quarter)	Actual vs. Current Budget	Current Budget - TY	Actual vs. Current Budget TY	Original Budget (Current Quarter)
SCHOOL OPERATIONS	#NAME?	#NAME?	#NAME?	#NAME?	#NAME?	#NAME?
Board Expenses	#NAME?	#NAME?	#NAME?	#NAME?	#NAME?	#NAME?
Classroom / Teaching Supplies & Materials	#NAME?	#NAME?	#NAME?	#NAME?	#NAME?	#NAME?
Special Ed Supplies & Materials	#NAME?	#NAME?	#NAME?	#NAME?	#NAME?	#NAME?
Textbooks / Workbooks	#NAME?	#NAME?	#NAME?	#NAME?	#NAME?	#NAME?
Supplies & Materials other	#NAME?	#NAME?	#NAME?	#NAME?	#NAME?	#NAME?
Equipment / Furniture	#NAME?	#NAME?	#NAME?	#NAME?	#NAME?	#NAME?
Telephone	#NAME?	#NAME?	#NAME?	#NAME?	#NAME?	#NAME?
Technology	#NAME?	#NAME?	#NAME?	#NAME?	#NAME?	#NAME?
Student Testing & Assessment	#NAME?	#NAME?	#NAME?	#NAME?	#NAME?	#NAME?
Field Trips	#NAME?	#NAME?	#NAME?	#NAME?	#NAME?	#NAME?
Transportation (student)	#NAME?	#NAME?	#NAME?	#NAME?	#NAME?	#NAME?
Student Services - other	#NAME?	#NAME?	#NAME?	#NAME?	#NAME?	#NAME?
Office Expense	#NAME?	#NAME?	#NAME?	#NAME?	#NAME?	#NAME?
Staff Development	#NAME?	#NAME?	#NAME?	#NAME?	#NAME?	#NAME?
Staff Recruitment	#NAME?	#NAME?	#NAME?	#NAME?	#NAME?	#NAME?
Student Recruitment / Marketing	#NAME?	#NAME?	#NAME?	#NAME?	#NAME?	#NAME?
School Meals / Lunch	#NAME?	#NAME?	#NAME?	#NAME?	#NAME?	#NAME?
Travel (Staff)	#NAME?	#NAME?	#NAME?	#NAME?	#NAME?	#NAME?
Fundraising	#NAME?	#NAME?	#NAME?	#NAME?	#NAME?	#NAME?
Other	#NAME?	#NAME?	#NAME?	#NAME?	#NAME?	#NAME?
TOTAL SCHOOL OPERATIONS	#NAME?	#NAME?	#NAME?	#NAME?	#NAME?	#NAME?
FACILITY OPERATION & MAINTENANCE	#NAME?	#NAME?	#NAME?	#NAME?	#NAME?	#NAME?
Insurance	#NAME?	#NAME?	#NAME?	#NAME?	#NAME?	#NAME?
Janitorial	#NAME?	#NAME?	#NAME?	#NAME?	#NAME?	#NAME?
Building and Land Rent / Lease / Facility Finance Interest	#NAME?	#NAME?	#NAME?	#NAME?	#NAME?	#NAME?
Repairs & Maintenance	#NAME?	#NAME?	#NAME?	#NAME?	#NAME?	#NAME?
Equipment / Furniture	#NAME?	#NAME?	#NAME?	#NAME?	#NAME?	#NAME?
Security	#NAME?	#NAME?	#NAME?	#NAME?	#NAME?	#NAME?
Utilities	#NAME?	#NAME?	#NAME?	#NAME?	#NAME?	#NAME?
TOTAL FACILITY OPERATION & MAINTENANCE	#NAME?	#NAME?	#NAME?	#NAME?	#NAME?	#NAME?
DEPRECIATION & AMORTIZATION	#NAME?	#NAME?	#NAME?	#NAME?	#NAME?	#NAME?
RESERVES / CONTINGENCY	#NAME?	#NAME?	#NAME?	#NAME?	#NAME?	#NAME?
TOTAL EXPENSES	#NAME?	#NAME?	#NAME?	#NAME?	#NAME?	#NAME?
NET INCOME	#NAME?	#NAME?	#NAME?	#NAME?	#NAME?	#NAME?

SUCCESS ACADEMY FORT GRE  
Budget / Operating Plan  
2015-16

Total Revenue	#NAME?	#NAME?	#NAME?	#NAME?	#NAME?	#NAME?	#NAME?
Total Expenses	#NAME?	#NAME?	#NAME?	#NAME?	#NAME?	#NAME?	#NAME?
Net Income	#NAME?	#NAME?	#NAME?	#NAME?	#NAME?	#NAME?	#NAME?
Actual Student Enrollment	-	-	-	-	-	-	-

*NOTE: Enrollment, Revenue and Expenditure Data IN the 'Total and Variance Analysis' Section is Based on LAST ACTUAL Quarter Completed	TOTALS AND VARIANCE ANALYSIS						
	Actual vs.			Actual vs.		Original vs.	
	Current Budget (Current Quarter)		Current Budget	Current Budget - TY		Current Budget TY	Original Budget (Current Quarter)
	Actual						Actual Budget

ENROLLMENT - *School Districts Are Linked To Above Entries*	* Enrollment Data Based on Last Actual Quarter Completed						
NYC CHANCELLOR'S OFFICE	-	-	-			-	-
-	-	-	-			-	-
-	-	-	-			-	-
-	-	-	-			-	-
-	-	-	-			-	-
-	-	-	-			-	-
-	-	-	-			-	-
-	-	-	-			-	-
-	-	-	-			-	-
-	-	-	-			-	-
-	-	-	-			-	-
-	-	-	-			-	-
-	-	-	-			-	-
-	-	-	-			-	-
-	-	-	-			-	-
-	-	-	-			-	-
-	-	-	-			-	-
-	-	-	-			-	-
ALL OTHER School Districts: ( Count = 0 )	-	-	-			-	-
TOTAL ENROLLMENT	-	-	-			-	-
REVENUE PER PUPIL	-	-	-			-	-
EXPENSES PER PUPIL	-	-	-			-	-

.ENE				
Total Revenue	#NAME?	#NAME?	#NAME?	#NAME?
Total Expenses	#NAME?	#NAME?	#NAME?	#NAME?
Net Income	#NAME?	#NAME?	#NAME?	#NAME?
Actual Student Enrollment			-	
5				
*NOTE: Enrollment, Revenue and Expenditure Data IN the 'Total and Variance Analysis' Section is Based on LAST ACTUAL Quarter Completed		Actual vs. Original Budget TY	PY Actual (PY TY / No. of COMPLETED Actual CY Quarters	Actual CY vs. Actual PY
Original Budget - TY				
<b>REVENUE</b>				
<b>REVENUES FROM STATE SOURCES</b>				
Per Pupil Revenue	CY Per Pupil Rate			
NYC CHANCELLOR'S OFFICE	#NAME?	#NAME?	#NAME?	#NAME?
-	#N/A	#N/A	#NAME?	#NAME?
-	#N/A	#N/A	#NAME?	#NAME?
-	#N/A	#N/A	#NAME?	#NAME?
-	#N/A	#N/A	#NAME?	#NAME?
-	#N/A	#N/A	#NAME?	#NAME?
-	#N/A	#N/A	#NAME?	#NAME?
-	#N/A	#N/A	#NAME?	#NAME?
-	#N/A	#N/A	#NAME?	#NAME?
-	#N/A	#N/A	#NAME?	#NAME?
-	#N/A	#N/A	#NAME?	#NAME?
-	#N/A	#N/A	#NAME?	#NAME?
-	#N/A	#N/A	#NAME?	#NAME?
-	#N/A	#N/A	#NAME?	#NAME?
-	#N/A	#N/A	#NAME?	#NAME?
-	#N/A	#N/A	#NAME?	#NAME?
ALL OTHER School Districts: ( Count = 0 )	#N/A	#N/A	#NAME?	#NAME?
TOTAL Per Pupil Revenue (Weighted Average Per Pupil Funding)	#NAME?	#NAME?	#NAME?	#NAME?
Special Education Revenue		403,181	#NAME?	#NAME?
Grants				
Stimulus		-	#NAME?	#NAME?
DYCD (Department of Youth and Community Development)		-	#NAME?	#NAME?
Other		-	#NAME?	#NAME?
Other		71,150	#NAME?	#NAME?
TOTAL REVENUE FROM STATE SOURCES		#NAME?	#NAME?	#NAME?
<b>REVENUE FROM FEDERAL FUNDING</b>				
IDEA Special Needs		30,093	#NAME?	#NAME?
Title I		146,700	#NAME?	#NAME?
Title Funding - Other		8,000	#NAME?	#NAME?
School Food Service (Free Lunch)		-	#NAME?	#NAME?
Grants				
Charter School Program (CSP) Planning & Implementation		100,479	#NAME?	#NAME?
Other		-	#NAME?	#NAME?
Other		-	#NAME?	#NAME?
TOTAL REVENUE FROM FEDERAL SOURCES		285,272	#NAME?	#NAME?
<b>LOCAL and OTHER REVENUE</b>				
Contributions and Donations		-	#NAME?	#NAME?
Fundraising		-	#NAME?	#NAME?
Erate Reimbursement		40,541	#NAME?	#NAME?
Earnings on Investments		-	#NAME?	#NAME?
Interest Income		-	#NAME?	#NAME?
Food Service (Income from meals)		-	#NAME?	#NAME?
Text Book		-	#NAME?	#NAME?
OTHER		-	#NAME?	#NAME?
TOTAL REVENUE FROM LOCAL and OTHER SOURCES		40,541	#NAME?	#NAME?
<b>TOTAL REVENUE</b>		#NAME?	#NAME?	#NAME?

.ENE				
Total Revenue	#NAME?	#NAME?	#NAME?	#NAME?
Total Expenses	#NAME?	#NAME?	#NAME?	#NAME?
Net Income	#NAME?	#NAME?	#NAME?	#NAME?
Actual Student Enrollment			-	
*NOTE: Enrollment, Revenue and Expenditure Data IN the 'Total and Variance Analysis' Section is Based on LAST ACTUAL Quarter Completed		5		
		Actual vs. Original Budget - TY	PY Actual (PY TY / No. of COMPLETED Actual CY Quarters	Actual CY vs. Actual PY
<b>EXPENSES</b>				
<b>ADMINISTRATIVE STAFF PERSONNEL COSTS</b>		Quarter 0 No. of Positions		
Executive Management	#NAME?	-	#NAME?	#NAME?
Instructional Management	#NAME?	268,639	#NAME?	#NAME?
Deans, Directors & Coordinators	#NAME?	95,539	#NAME?	#NAME?
CFO / Director of Finance	#NAME?	-	#NAME?	#NAME?
Operation / Business Manager	#NAME?	243,681	#NAME?	#NAME?
Administrative Staff	#NAME?	-	#NAME?	#NAME?
TOTAL ADMINISTRATIVE STAFF	#NAME?	607,858	#NAME?	#NAME?
<b>INSTRUCTIONAL PERSONNEL COSTS</b>				
Teachers - Regular	#NAME?	832,837	#NAME?	#NAME?
Teachers - SPED	#NAME?	#NAME?	#NAME?	#NAME?
Substitute Teachers	#NAME?	-	#NAME?	#NAME?
Teaching Assistants	#NAME?	333,026	#NAME?	#NAME?
Specialty Teachers	#NAME?	268,217	#NAME?	#NAME?
Aides	#NAME?	-	#NAME?	#NAME?
Therapists & Counselors	#NAME?	67,964	#NAME?	#NAME?
Other	#NAME?	-	#NAME?	#NAME?
TOTAL INSTRUCTIONAL	#NAME?	#NAME?	#NAME?	#NAME?
<b>NON-INSTRUCTIONAL PERSONNEL COSTS</b>				
Nurse	#NAME?	-	#NAME?	#NAME?
Librarian	#NAME?	-	#NAME?	#NAME?
Custodian	#NAME?	-	#NAME?	#NAME?
Security	#NAME?	-	#NAME?	#NAME?
Other	#NAME?	-	#NAME?	#NAME?
TOTAL NON-INSTRUCTIONAL	#NAME?	-	#NAME?	#NAME?
<b>SUBTOTAL PERSONNEL SERVICE COSTS</b>		#NAME?	#NAME?	#NAME?
<b>PAYROLL TAXES AND BENEFITS</b>				
Payroll Taxes		197,575	#NAME?	#NAME?
Fringe / Employee Benefits		353,843	#NAME?	#NAME?
Retirement / Pension		58,945	#NAME?	#NAME?
TOTAL PAYROLL TAXES AND BENEFITS		610,363	#NAME?	#NAME?
<b>TOTAL PERSONNEL SERVICE COSTS</b>		#NAME?	#NAME?	#NAME?
<b>CONTRACTED SERVICES</b>				
Accounting / Audit		-	#NAME?	#NAME?
Legal		-	#NAME?	#NAME?
Management Company Fee		668,900	#NAME?	#NAME?
Nurse Services		-	#NAME?	#NAME?
Food Service / School Lunch		-	#NAME?	#NAME?
Payroll Services		8,123	#NAME?	#NAME?
Special Ed Services		-	#NAME?	#NAME?
Titlement Services (i.e. Title I)		-	#NAME?	#NAME?
Other Purchased / Professional / Consulting		43,464	#NAME?	#NAME?
TOTAL CONTRACTED SERVICES		720,487	#NAME?	#NAME?

.ENE				
Total Revenue	#NAME?	#NAME?	#NAME?	#NAME?
Total Expenses	#NAME?	#NAME?	#NAME?	#NAME?
Net Income	#NAME?	#NAME?	#NAME?	#NAME?
Actual Student Enrollment			-	
5				
*NOTE: Enrollment, Revenue and Expenditure Data IN the 'Total and Variance Analysis' Section is Based on LAST ACTUAL Quarter Completed				
	Original Budget - TY	Actual vs. Original Budget TY	PY Actual (PY TY / No. of COMPLETED Actual CY Quarters	Actual CY vs. Actual PY
<b>SCHOOL OPERATIONS</b>				
Board Expenses	402	#NAME?	#NAME?	#NAME?
Classroom / Teaching Supplies & Materials	120,905	#NAME?	#NAME?	#NAME?
Special Ed Supplies & Materials	-	#NAME?	#NAME?	#NAME?
Textbooks / Workbooks	-	#NAME?	#NAME?	#NAME?
Supplies & Materials other	154,227	#NAME?	#NAME?	#NAME?
Equipment / Furniture	12,889	#NAME?	#NAME?	#NAME?
Telephone	-	#NAME?	#NAME?	#NAME?
Technology	98,773	#NAME?	#NAME?	#NAME?
Student Testing & Assessment	18,840	#NAME?	#NAME?	#NAME?
Field Trips	34,906	#NAME?	#NAME?	#NAME?
Transportation (student)	23,473	#NAME?	#NAME?	#NAME?
Student Services - other	59,637	#NAME?	#NAME?	#NAME?
Office Expense	108,132	#NAME?	#NAME?	#NAME?
Staff Development	75,826	#NAME?	#NAME?	#NAME?
Staff Recruitment	30,466	#NAME?	#NAME?	#NAME?
Student Recruitment / Marketing	74,691	#NAME?	#NAME?	#NAME?
School Meals / Lunch	38,652	#NAME?	#NAME?	#NAME?
Travel (Staff)	53,216	#NAME?	#NAME?	#NAME?
Fundraising	-	#NAME?	#NAME?	#NAME?
Other	1,200	#NAME?	#NAME?	#NAME?
TOTAL SCHOOL OPERATIONS	906,236	#NAME?	#NAME?	#NAME?
<b>FACILITY OPERATION &amp; MAINTENANCE</b>				
Insurance	41,625	#NAME?	#NAME?	#NAME?
Janitorial	-	#NAME?	#NAME?	#NAME?
Building and Land Rent / Lease / Facility Finance Interest	-	#NAME?	#NAME?	#NAME?
Repairs & Maintenance	43,555	#NAME?	#NAME?	#NAME?
Equipment / Furniture	32,354	#NAME?	#NAME?	#NAME?
Security	-	#NAME?	#NAME?	#NAME?
Utilities	-	#NAME?	#NAME?	#NAME?
TOTAL FACILITY OPERATION & MAINTENANCE	117,534	#NAME?	#NAME?	#NAME?
<b>DEPRECIATION &amp; AMORTIZATION</b>	377,666	#NAME?	#NAME?	#NAME?
<b>RESERVES / CONTINGENCY</b>	-	#NAME?	#NAME?	#NAME?
<b>TOTAL EXPENSES</b>	#NAME?	#NAME?	#NAME?	#NAME?
<b>NET INCOME</b>	#NAME?	#NAME?	#NAME?	#NAME?

ENR				
Total Revenue	#NAME?	#NAME?	#NAME?	#NAME?
Total Expenses	#NAME?	#NAME?	#NAME?	#NAME?
Net Income	#NAME?	#NAME?	#NAME?	#NAME?
Actual Student Enrollment			-	
*NOTE: Enrollment, Revenue and Expenditure Data IN the 'Total and Variance Analysis' Section is Based on LAST ACTUAL Quarter Completed		5	FY Actual (FY TY / No. of COMPLETED Actual CY Quarters	Actual CY vs. Actual FY
ENROLLMENT - *School Districts Are Linked To Above Entries*				
NYC CHANCELLOR'S OFFICE			-	-
-			-	-
-			-	-
-			-	-
-			-	-
-			-	-
-			-	-
-			-	-
-			-	-
-			-	-
-			-	-
-			-	-
-			-	-
-			-	-
ALL OTHER School Districts: ( Count = 0 )			-	-
TOTAL ENROLLMENT			-	-
REVENUE PER PUPIL			-	-
EXPENSES PER PUPIL			-	-



**Annual Report Requirement**  
*for SUNY Authorized Charter Schools*  
SUCCESS ACADEMY FORT GREENE  
**2015-16**

Administrative  
expenditures per pupil:

\$0.00

Per NYS Statute

Administrative expenditures per pupil: the sum of all general administration salaries and other general administration expenditures divided by the total number of enrolled students. Employee benefit costs or expenditures should not be reported here.

**\*NOTE: THIS TAB ONLY NEEDS TO BE COMPLETED FOR Q4**



# Required Form: 2014-15 Appendix E - Trustee Disclosure of Financial Interest Form

Created Friday, October 30, 2015

<https://nysed.fluidsurveys.com/account/surveys/537586/responses/export/?collector=109126/s/Regents-Appendix-E-BOT-Form/0a>

## Page 1

Please open the link to this form using **Google Chrome** as your browser. Doing so will allow you to input your signature on page 2 of the form. Thank you.

### 1. TRUSTEE NAME

	First Name	Last Name
Trustee Name	Richard	Barrera

### 2. \*Your Home Address:

2. *Your Home Address:   Street Address	
2. *Your Home Address:   City/State	
2. *Your Home Address:   Zip	

### 3. \*Your Business Address

3. *Your Business Address   Street Address	
3. *Your Business Address   City/State	
3. *Your Business Address   Zip	

### 4. \*Daytime Phone Number:

### 5. \*E-mail Address:

6. I am a Trustee of a parent education corporation listed below which governs one or more charter schools.

*Success Academy Charter Schools NYC (Ed Corp)*

Success Academy Charter School - Bed Stuy 1

Success Academy Charter School - Bed Stuy 2

Success Academy Charter School - Bensonhurst

Success Academy Charter School - Bergen Beach

Success Academy Charter School - Bronx 1  
Success Academy Charter School - Bronx 2  
Success Academy Charter School - Bronx 3  
Success Academy Charter School - Bronx 4  
Success Academy Charter School - Cobble Hill  
Success Academy Charter School - Crown Heights  
Success Academy Charter School - Fort Greene  
Success Academy Charter School - Harlem 1  
Success Academy Charter School - Harlem 2  
Success Academy Charter School - Harlem 3  
Success Academy Charter School - Harlem 4  
Success Academy Charter School - Harlem 5  
Success Academy Charter School - Hell's Kitchen  
Success Academy Charter School - NYC 1  
Success Academy Charter School - NYC 10  
Success Academy Charter School - NYC 11  
Success Academy Charter School - NYC 12  
Success Academy Charter School - NYC 13  
Success Academy Charter School - NYC 14  
Success Academy Charter School - NYC 2  
Success Academy Charter School - NYC 3  
Success Academy Charter School - NYC 4  
Success Academy Charter School - NYC 5  
Success Academy Charter School - NYC 6  
Success Academy Charter School - NYC 7  
Success Academy Charter School - NYC 8  
Success Academy Charter School - NYC 9  
Success Academy Charter School - Prospect Heights  
Success Academy Charter School - Rosedale  
Success Academy Charter School - Springfield Gardens  
Success Academy Charter School - Union Square

Success Academy Charter School - Upper West

Success Academy Charter School - Washington Heights

Success Academy Charter School - Williamsburg

8. Select all positions you have held on the Board:

(check all that apply)

- 
- Other, please specify...: Academic Committee
- 

9. Are you a trustee and also an employee of the school?

No

10. Are you a trustee and an employee or agent of the management company or institutional partner of the charter school?

No

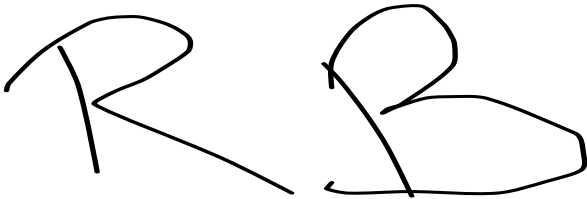
11. Have you or any of your immediate family members or any persons who live with you in your house had an interest in or engaged in a transaction with the charter school during the time you have served on the board, and in the six-month period prior to such service?

No

12. Are you a member, director, officer or employee of an organization formally partnered with a school that is doing business with the charter school and in which such entity, during your tenure as a trustee, you and/or your immediate family member or person living in your house had a financial interest or relationship?

No

Signature of Trustee

A handwritten signature consisting of the letters 'R' and 'B' in a stylized, cursive-like font. The 'R' is formed with a single continuous stroke, and the 'B' is also formed with a single continuous stroke, with the two letters connected.

**Thank you.**

# Required Form: 2014-15 Appendix E - Trustee Disclosure of Financial Interest Form

Created Friday, October 30, 2015

<https://nysed.fluidsurveys.com/account/surveys/537586/responses/export/?collector=109126/s/Regents-Appendix-E-BOT-Form/c0>

## Page 1

Please open the link to this form using **Google Chrome** as your browser. Doing so will allow you to input your signature on page 2 of the form. Thank you.

### 1. TRUSTEE NAME

	First Name	Last Name
Trustee Name	Bryan	Binder

### 2. \*Your Home Address:

2. *Your Home Address:   Street Address	
2. *Your Home Address:   City/State	
2. *Your Home Address:   Zip	

### 3. \*Your Business Address

3. *Your Business Address   Street Address	
3. *Your Business Address   City/State	
3. *Your Business Address   Zip	

### 4. \*Daytime Phone Number:

### 5. \*E-mail Address:

6. I am a Trustee of a parent education corporation listed below which governs one or more charter schools.

*Success Academy Charter Schools NYC (Ed Corp)*

Success Academy Charter School - Bed Stuy 1

Success Academy Charter School - Bed Stuy 2

Success Academy Charter School - Bensonhurst

Success Academy Charter School - Bergen Beach

Success Academy Charter School - Bronx 1  
Success Academy Charter School - Bronx 2  
Success Academy Charter School - Bronx 3  
Success Academy Charter School - Bronx 4  
Success Academy Charter School - Cobble Hill  
Success Academy Charter School - Crown Heights  
Success Academy Charter School - Fort Greene  
Success Academy Charter School - Harlem 1  
Success Academy Charter School - Harlem 2  
Success Academy Charter School - Harlem 3  
Success Academy Charter School - Harlem 4  
Success Academy Charter School - Harlem 5  
Success Academy Charter School - Hell's Kitchen  
Success Academy Charter School - NYC 1  
Success Academy Charter School - NYC 10  
Success Academy Charter School - NYC 11  
Success Academy Charter School - NYC 12  
Success Academy Charter School - NYC 13  
Success Academy Charter School - NYC 14  
Success Academy Charter School - NYC 2  
Success Academy Charter School - NYC 3  
Success Academy Charter School - NYC 4  
Success Academy Charter School - NYC 5  
Success Academy Charter School - NYC 6  
Success Academy Charter School - NYC 7  
Success Academy Charter School - NYC 8  
Success Academy Charter School - NYC 9  
Success Academy Charter School - Prospect Heights  
Success Academy Charter School - Rosedale  
Success Academy Charter School - Springfield Gardens  
Success Academy Charter School - Union Square

Success Academy Charter School - Upper West

Success Academy Charter School - Washington Heights

Success Academy Charter School - Williamsburg

8. Select all positions you have held on the Board:

(check all that apply)

- 
- Vice Chair/Vice President
- 

9. Are you a trustee and also an employee of the school?

No

10. Are you a trustee and an employee or agent of the management company or institutional partner of the charter school?

No

11. Have you or any of your immediate family members or any persons who live with you in your house had an interest in or engaged in a transaction with the charter school during the time you have served on the board, and in the six-month period prior to such service?

No

12. Are you a member, director, officer or employee of an organization formally partnered with a school that is doing business with the charter school and in which such entity, during your tenure as a trustee, you and/or your immediate family member or person living in your house had a financial interest or relationship?

No

Signature of Trustee

A handwritten signature consisting of two stylized, overlapping capital letters 'B' and 'B'.

**Thank you.**



# Required Form: 2014-15 Appendix E - Trustee Disclosure of Financial Interest Form

Created Friday, October 30, 2015

<https://nysed.fluidsurveys.com/account/surveys/537586/responses/export/?collector=109126/s/Regents-Appendix-E-BOT-Form/71>

## Page 1

Please open the link to this form using **Google Chrome** as your browser. Doing so will allow you to input your signature on page 2 of the form. Thank you.

### 1. TRUSTEE NAME

	First Name	Last Name
Trustee Name	Derrell	Bradford

### 2. \*Your Home Address:

2. *Your Home Address:   Street Address	
2. *Your Home Address:   City/State	
2. *Your Home Address:   Zip	

### 3. \*Your Business Address

3. *Your Business Address   Street Address	
3. *Your Business Address   City/State	
3. *Your Business Address   Zip	

### 4. \*Daytime Phone Number:

### 5. \*E-mail Address:

6. I am a Trustee of a parent education corporation listed below which governs one or more charter schools.

*Success Academy Charter Schools NYC (Ed Corp)*

Success Academy Charter School - Bed Stuy 1

Success Academy Charter School - Bed Stuy 2

Success Academy Charter School - Bensonhurst

Success Academy Charter School - Bergen Beach

Success Academy Charter School - Bronx 1  
Success Academy Charter School - Bronx 2  
Success Academy Charter School - Bronx 3  
Success Academy Charter School - Bronx 4  
Success Academy Charter School - Cobble Hill  
Success Academy Charter School - Crown Heights  
Success Academy Charter School - Fort Greene  
Success Academy Charter School - Harlem 1  
Success Academy Charter School - Harlem 2  
Success Academy Charter School - Harlem 3  
Success Academy Charter School - Harlem 4  
Success Academy Charter School - Harlem 5  
Success Academy Charter School - Hell's Kitchen  
Success Academy Charter School - NYC 1  
Success Academy Charter School - NYC 10  
Success Academy Charter School - NYC 11  
Success Academy Charter School - NYC 12  
Success Academy Charter School - NYC 13  
Success Academy Charter School - NYC 14  
Success Academy Charter School - NYC 2  
Success Academy Charter School - NYC 3  
Success Academy Charter School - NYC 4  
Success Academy Charter School - NYC 5  
Success Academy Charter School - NYC 6  
Success Academy Charter School - NYC 7  
Success Academy Charter School - NYC 8  
Success Academy Charter School - NYC 9  
Success Academy Charter School - Prospect Heights  
Success Academy Charter School - Rosedale  
Success Academy Charter School - Springfield Gardens  
Success Academy Charter School - Union Square

Success Academy Charter School - Upper West

Success Academy Charter School - Washington Heights

Success Academy Charter School - Williamsburg

8. Select all positions you have held on the Board:

(check all that apply)

- 
- Other, please specify...: Member
- 

9. Are you a trustee and also an employee of the school?

No

10. Are you a trustee and an employee or agent of the management company or institutional partner of the charter school?

No


11. Have you or any of your immediate family members or any persons who live with you in your house had an interest in or engaged in a transaction with the charter school during the time you have served on the board, and in the six-month period prior to such service?

No

12. Are you a member, director, officer or employee of an organization formally partnered with a school that is doing business with the charter school and in which such entity, during your tenure as a trustee, you and/or your immediate family member or person living in your house had a financial interest or relationship?

No

Signature of Trustee

A handwritten signature consisting of the letters 'D' and 'B' in a stylized, cursive-like font. The 'D' is formed with a single stroke, and the 'B' is also formed with a single stroke, with the two letters connected.

**Thank you.**

# Required Form: 2014-15 Appendix E - Trustee Disclosure of Financial Interest Form

Created Friday, October 30, 2015

<https://nysed.fluidsurveys.com/account/surveys/537586/responses/export/?collector=109126/s/Regents-Appendix-E-BOT-Form/91>

## Page 1

Please open the link to this form using **Google Chrome** as your browser. Doing so will allow you to input your signature on page 2 of the form. Thank you.

### 1. TRUSTEE NAME

	First Name	Last Name
Trustee Name	Sandeep	Chainani

### 2. \*Your Home Address:

2. *Your Home Address:   Street Address	
2. *Your Home Address:   City/State	
2. *Your Home Address:   Zip	

### 3. \*Your Business Address

3. *Your Business Address   Street Address	
3. *Your Business Address   City/State	
3. *Your Business Address   Zip	

### 4. \*Daytime Phone Number:

### 5. \*E-mail Address:

6. I am a Trustee of a parent education corporation listed below which governs one or more charter schools.

*Success Academy Charter Schools NYC (Ed Corp)*

Success Academy Charter School - Bed Stuy 1

Success Academy Charter School - Bed Stuy 2

Success Academy Charter School - Bensonhurst

Success Academy Charter School - Bergen Beach

Success Academy Charter School - Bronx 1  
Success Academy Charter School - Bronx 2  
Success Academy Charter School - Bronx 3  
Success Academy Charter School - Bronx 4  
Success Academy Charter School - Cobble Hill  
Success Academy Charter School - Crown Heights  
Success Academy Charter School - Fort Greene  
Success Academy Charter School - Harlem 1  
Success Academy Charter School - Harlem 2  
Success Academy Charter School - Harlem 3  
Success Academy Charter School - Harlem 4  
Success Academy Charter School - Harlem 5  
Success Academy Charter School - Hell's Kitchen  
Success Academy Charter School - NYC 1  
Success Academy Charter School - NYC 10  
Success Academy Charter School - NYC 11  
Success Academy Charter School - NYC 12  
Success Academy Charter School - NYC 13  
Success Academy Charter School - NYC 14  
Success Academy Charter School - NYC 2  
Success Academy Charter School - NYC 3  
Success Academy Charter School - NYC 4  
Success Academy Charter School - NYC 5  
Success Academy Charter School - NYC 6  
Success Academy Charter School - NYC 7  
Success Academy Charter School - NYC 8  
Success Academy Charter School - NYC 9  
Success Academy Charter School - Prospect Heights  
Success Academy Charter School - Rosedale  
Success Academy Charter School - Springfield Gardens  
Success Academy Charter School - Union Square

Success Academy Charter School - Upper West

Success Academy Charter School - Washington Heights

Success Academy Charter School - Williamsburg

8. Select all positions you have held on the Board:

(check all that apply)

*(No response)*

9. Are you a trustee and also an employee of the school?

*No*

10. Are you a trustee and an employee or agent of the management company or institutional partner of the charter school?

No

11. Have you or any of your immediate family members or any persons who live with you in your house had an interest in or engaged in a transaction with the charter school during the time you have served on the board, and in the six-month period prior to such service?

No

12. Are you a member, director, officer or employee of an organization formally partnered with a school that is doing business with the charter school and in which such entity, during your tenure as a trustee, you and/or your immediate family member or person living in your house had a financial interest or relationship?

No

Signature of Trustee

SC

**Thank you.**



# Required Form: 2014-15 Appendix E - Trustee Disclosure of Financial Interest Form

Created Friday, October 30, 2015

<https://nysed.fluidsurveys.com/account/surveys/537586/responses/export/?collector=109126/s/Regents-Appendix-E-BOT-Form/27>

## Page 1

Please open the link to this form using **Google Chrome** as your browser. Doing so will allow you to input your signature on page 2 of the form. Thank you.

### 1. TRUSTEE NAME

	First Name	Last Name
Trustee Name	Samuel	Cole

### 2. \*Your Home Address:

2. *Your Home Address:   Street Address	
2. *Your Home Address:   City/State	
2. *Your Home Address:   Zip	

### 3. \*Your Business Address

3. *Your Business Address   Street Address	
3. *Your Business Address   City/State	
3. *Your Business Address   Zip	

### 4. \*Daytime Phone Number:

### 5. \*E-mail Address:

6. I am a Trustee of a parent education corporation listed below which governs one or more charter schools.

*Success Academy Charter Schools NYC (Ed Corp)*

Success Academy Charter School - Bed Stuy 1

Success Academy Charter School - Bed Stuy 2

Success Academy Charter School - Bensonhurst

Success Academy Charter School - Bergen Beach

Success Academy Charter School - Bronx 1  
Success Academy Charter School - Bronx 2  
Success Academy Charter School - Bronx 3  
Success Academy Charter School - Bronx 4  
Success Academy Charter School - Cobble Hill  
Success Academy Charter School - Crown Heights  
Success Academy Charter School - Fort Greene  
Success Academy Charter School - Harlem 1  
Success Academy Charter School - Harlem 2  
Success Academy Charter School - Harlem 3  
Success Academy Charter School - Harlem 4  
Success Academy Charter School - Harlem 5  
Success Academy Charter School - Hell's Kitchen  
Success Academy Charter School - NYC 1  
Success Academy Charter School - NYC 10  
Success Academy Charter School - NYC 11  
Success Academy Charter School - NYC 12  
Success Academy Charter School - NYC 13  
Success Academy Charter School - NYC 14  
Success Academy Charter School - NYC 2  
Success Academy Charter School - NYC 3  
Success Academy Charter School - NYC 4  
Success Academy Charter School - NYC 5  
Success Academy Charter School - NYC 6  
Success Academy Charter School - NYC 7  
Success Academy Charter School - NYC 8  
Success Academy Charter School - NYC 9  
Success Academy Charter School - Prospect Heights  
Success Academy Charter School - Rosedale  
Success Academy Charter School - Springfield Gardens  
Success Academy Charter School - Union Square

Success Academy Charter School - Upper West

Success Academy Charter School - Washington Heights

Success Academy Charter School - Williamsburg

8. Select all positions you have held on the Board:

(check all that apply)

- 
- Chair/President
- 

9. Are you a trustee and also an employee of the school?

No

10. Are you a trustee and an employee or agent of the management company or institutional partner of the charter school?

No


11. Have you or any of your immediate family members or any persons who live with you in your house had an interest in or engaged in a transaction with the charter school during the time you have served on the board, and in the six-month period prior to such service?

No

12. Are you a member, director, officer or employee of an organization formally partnered with a school that is doing business with the charter school and in which such entity, during your tenure as a trustee, you and/or your immediate family member or person living in your house had a financial interest or relationship?

No

Signature of Trustee

A handwritten signature consisting of the letters 'S' and 'c' in a cursive, stylized font.

**Thank you.**

# Required Form: 2014-15 Appendix E - Trustee Disclosure of Financial Interest Form

Created Friday, October 30, 2015

<https://nysed.fluidsurveys.com/account/surveys/537586/responses/export/?collector=109126/s/Regents-Appendix-E-BOT-Form/fe>

## Page 1

Please open the link to this form using **Google Chrome** as your browser. Doing so will allow you to input your signature on page 2 of the form. Thank you.

### 1. TRUSTEE NAME

	First Name	Last Name
Trustee Name	Scott J.	Friedman

### 2. \*Your Home Address:

2. *Your Home Address:   Street Address	
2. *Your Home Address:   City/State	
2. *Your Home Address:   Zip	

### 3. \*Your Business Address

3. *Your Business Address   Street Address	
3. *Your Business Address   City/State	
3. *Your Business Address   Zip	

### 4. \*Daytime Phone Number:

### 5. \*E-mail Address:

6. I am a Trustee of a parent education corporation listed below which governs one or more charter schools.

*Success Academy Charter Schools NYC (Ed Corp)*

Success Academy Charter School - Bed Stuy 1

Success Academy Charter School - Bed Stuy 2

Success Academy Charter School - Bensonhurst

Success Academy Charter School - Bergen Beach

Success Academy Charter School - Bronx 1  
Success Academy Charter School - Bronx 2  
Success Academy Charter School - Bronx 3  
Success Academy Charter School - Bronx 4  
Success Academy Charter School - Cobble Hill  
Success Academy Charter School - Crown Heights  
Success Academy Charter School - Fort Greene  
Success Academy Charter School - Harlem 1  
Success Academy Charter School - Harlem 2  
Success Academy Charter School - Harlem 3  
Success Academy Charter School - Harlem 4  
Success Academy Charter School - Harlem 5  
Success Academy Charter School - Hell's Kitchen  
Success Academy Charter School - NYC 1  
Success Academy Charter School - NYC 10  
Success Academy Charter School - NYC 11  
Success Academy Charter School - NYC 12  
Success Academy Charter School - NYC 13  
Success Academy Charter School - NYC 14  
Success Academy Charter School - NYC 2  
Success Academy Charter School - NYC 3  
Success Academy Charter School - NYC 4  
Success Academy Charter School - NYC 5  
Success Academy Charter School - NYC 6  
Success Academy Charter School - NYC 7  
Success Academy Charter School - NYC 8  
Success Academy Charter School - NYC 9  
Success Academy Charter School - Prospect Heights  
Success Academy Charter School - Rosedale  
Success Academy Charter School - Springfield Gardens  
Success Academy Charter School - Union Square

Success Academy Charter School - Upper West

Success Academy Charter School - Washington Heights

Success Academy Charter School - Williamsburg

8. Select all positions you have held on the Board:

(check all that apply)

---

• Treasurer

---

• Other, please specify...: Governing Board

9. Are you a trustee and also an employee of the school?

No

10. Are you a trustee and an employee or agent of the management company or institutional partner of the charter school?

No

11. Have you or any of your immediate family members or any persons who live with you in your house had an interest in or engaged in a transaction with the charter school during the time you have served on the board, and in the six-month period prior to such service?

No

12. Are you a member, director, officer or employee of an organization formally partnered with a school that is doing business with the charter school and in which such entity, during your tenure as a trustee, you and/or your immediate family member or person living in your house had a financial interest or relationship?

No

Signature of Trustee

A handwritten signature consisting of the letters 'S' and 'F' in a stylized, cursive-like font. The 'S' is a simple loop, and the 'F' has a long horizontal top bar and a short horizontal bottom bar.

**Thank you.**



# Required Form: 2014-15 Appendix E - Trustee Disclosure of Financial Interest Form

Created Friday, October 30, 2015

<https://nysed.fluidsurveys.com/account/surveys/537586/responses/export/?collector=109126/s/Regents-Appendix-E-BOT-Form/14>

## Page 1

Please open the link to this form using **Google Chrome** as your browser. Doing so will allow you to input your signature on page 2 of the form. Thank you.

### 1. TRUSTEE NAME

	First Name	Last Name
Trustee Name	Suleman E.	Lunat

### 2. \*Your Home Address:

2. *Your Home Address:   Street Address	
2. *Your Home Address:   City/State	
2. *Your Home Address:   Zip	

### 3. \*Your Business Address

3. *Your Business Address   Street Address	
3. *Your Business Address   City/State	
3. *Your Business Address   Zip	

### 4. \*Daytime Phone Number:

### 5. \*E-mail Address:

6. I am a Trustee of a parent education corporation listed below which governs one or more charter schools.

*Success Academy Charter Schools NYC (Ed Corp)*

Success Academy Charter School - Bed Stuy 1

Success Academy Charter School - Bed Stuy 2

Success Academy Charter School - Bensonhurst

Success Academy Charter School - Bergen Beach

Success Academy Charter School - Bronx 1  
Success Academy Charter School - Bronx 2  
Success Academy Charter School - Bronx 3  
Success Academy Charter School - Bronx 4  
Success Academy Charter School - Cobble Hill  
Success Academy Charter School - Crown Heights  
Success Academy Charter School - Fort Greene  
Success Academy Charter School - Harlem 1  
Success Academy Charter School - Harlem 2  
Success Academy Charter School - Harlem 3  
Success Academy Charter School - Harlem 4  
Success Academy Charter School - Harlem 5  
Success Academy Charter School - Hell's Kitchen  
Success Academy Charter School - NYC 1  
Success Academy Charter School - NYC 10  
Success Academy Charter School - NYC 11  
Success Academy Charter School - NYC 12  
Success Academy Charter School - NYC 13  
Success Academy Charter School - NYC 14  
Success Academy Charter School - NYC 2  
Success Academy Charter School - NYC 3  
Success Academy Charter School - NYC 4  
Success Academy Charter School - NYC 5  
Success Academy Charter School - NYC 6  
Success Academy Charter School - NYC 7  
Success Academy Charter School - NYC 8  
Success Academy Charter School - NYC 9  
Success Academy Charter School - Prospect Heights  
Success Academy Charter School - Rosedale  
Success Academy Charter School - Springfield Gardens  
Success Academy Charter School - Union Square

Success Academy Charter School - Upper West

Success Academy Charter School - Washington Heights

Success Academy Charter School - Williamsburg

8. Select all positions you have held on the Board:

(check all that apply)

*(No response)*

9. Are you a trustee and also an employee of the school?

*No*

10. Are you a trustee and an employee or agent of the management company or institutional partner of the charter school?

No

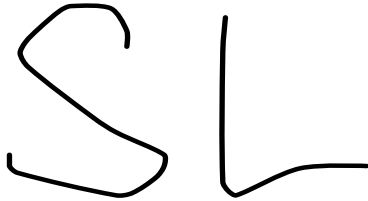
11. Have you or any of your immediate family members or any persons who live with you in your house had an interest in or engaged in a transaction with the charter school during the time you have served on the board, and in the six-month period prior to such service?

No

12. Are you a member, director, officer or employee of an organization formally partnered with a school that is doing business with the charter school and in which such entity, during your tenure as a trustee, you and/or your immediate family member or person living in your house had a financial interest or relationship?

No

Signature of Trustee

A handwritten signature consisting of the letters 'S' and 'L' in a simple, bold, black ink style. The 'S' is formed with a single continuous stroke, and the 'L' is formed with two strokes: a vertical line and a horizontal base.

**Thank you.**

# Required Form: 2014-15 Appendix E - Trustee Disclosure of Financial Interest Form

Created Friday, October 30, 2015

<https://nysed.fluidsurveys.com/account/surveys/537586/responses/export/?collector=109126/s/Regents-Appendix-E-BOT-Form/2e>

## Page 1

Please open the link to this form using **Google Chrome** as your browser. Doing so will allow you to input your signature on page 2 of the form. Thank you.

### 1. TRUSTEE NAME

	First Name	Last Name
Trustee Name	David	Nanus

### 2. \*Your Home Address:

2. *Your Home Address:   Street Address	
2. *Your Home Address:   City/State	
2. *Your Home Address:   Zip	

### 3. \*Your Business Address

3. *Your Business Address   Street Address	
3. *Your Business Address   City/State	
3. *Your Business Address   Zip	

### 4. \*Daytime Phone Number:

--

### 5. \*E-mail Address:

--

6. I am a Trustee of a parent education corporation listed below which governs one or more charter schools.

*Success Academy Charter Schools NYC (Ed Corp)*

Success Academy Charter School - Bed Stuy 1

Success Academy Charter School - Bed Stuy 2

Success Academy Charter School - Bensonhurst

Success Academy Charter School - Bergen Beach

Success Academy Charter School - Bronx 1  
Success Academy Charter School - Bronx 2  
Success Academy Charter School - Bronx 3  
Success Academy Charter School - Bronx 4  
Success Academy Charter School - Cobble Hill  
Success Academy Charter School - Crown Heights  
Success Academy Charter School - Fort Greene  
Success Academy Charter School - Harlem 1  
Success Academy Charter School - Harlem 2  
Success Academy Charter School - Harlem 3  
Success Academy Charter School - Harlem 4  
Success Academy Charter School - Harlem 5  
Success Academy Charter School - Hell's Kitchen  
Success Academy Charter School - NYC 1  
Success Academy Charter School - NYC 10  
Success Academy Charter School - NYC 11  
Success Academy Charter School - NYC 12  
Success Academy Charter School - NYC 13  
Success Academy Charter School - NYC 14  
Success Academy Charter School - NYC 2  
Success Academy Charter School - NYC 3  
Success Academy Charter School - NYC 4  
Success Academy Charter School - NYC 5  
Success Academy Charter School - NYC 6  
Success Academy Charter School - NYC 7  
Success Academy Charter School - NYC 8  
Success Academy Charter School - NYC 9  
Success Academy Charter School - Prospect Heights  
Success Academy Charter School - Rosedale  
Success Academy Charter School - Springfield Gardens  
Success Academy Charter School - Union Square

Success Academy Charter School - Upper West

Success Academy Charter School - Washington Heights

Success Academy Charter School - Williamsburg

8. Select all positions you have held on the Board:

(check all that apply)

*(No response)*

9. Are you a trustee and also an employee of the school?

*No*

10. Are you a trustee and an employee or agent of the management company or institutional partner of the charter school?

No

11. Have you or any of your immediate family members or any persons who live with you in your house had an interest in or engaged in a transaction with the charter school during the time you have served on the board, and in the six-month period prior to such service?

No

12. Are you a member, director, officer or employee of an organization formally partnered with a school that is doing business with the charter school and in which such entity, during your tenure as a trustee, you and/or your immediate family member or person living in your house had a financial interest or relationship?

No

Signature of Trustee

DN

**Thank you.**



# Required Form: 2014-15 Appendix E - Trustee Disclosure of Financial Interest Form

Created Friday, October 30, 2015

<https://nysed.fluidsurveys.com/account/surveys/537586/responses/export/?collector=109126/s/Regents-Appendix-E-BOT-Form/3c>

## Page 1

Please open the link to this form using **Google Chrome** as your browser. Doing so will allow you to input your signature on page 2 of the form. Thank you.

### 1. TRUSTEE NAME

	First Name	Last Name
Trustee Name	Graham	Officer

### 2. \*Your Home Address:

2. *Your Home Address:   Street Address	
2. *Your Home Address:   City/State	
2. *Your Home Address:   Zip	

### 3. \*Your Business Address

3. *Your Business Address   Street Address	
3. *Your Business Address   City/State	
3. *Your Business Address   Zip	

### 4. \*Daytime Phone Number:

### 5. \*E-mail Address:

6. I am a Trustee of a parent education corporation listed below which governs one or more charter schools.

*Success Academy Charter Schools NYC (Ed Corp)*

Success Academy Charter School - Bed Stuy 1

Success Academy Charter School - Bed Stuy 2

Success Academy Charter School - Bensonhurst

Success Academy Charter School - Bergen Beach

Success Academy Charter School - Bronx 1  
Success Academy Charter School - Bronx 2  
Success Academy Charter School - Bronx 3  
Success Academy Charter School - Bronx 4  
Success Academy Charter School - Cobble Hill  
Success Academy Charter School - Crown Heights  
Success Academy Charter School - Fort Greene  
Success Academy Charter School - Harlem 1  
Success Academy Charter School - Harlem 2  
Success Academy Charter School - Harlem 3  
Success Academy Charter School - Harlem 4  
Success Academy Charter School - Harlem 5  
Success Academy Charter School - Hell's Kitchen  
Success Academy Charter School - NYC 1  
Success Academy Charter School - NYC 10  
Success Academy Charter School - NYC 11  
Success Academy Charter School - NYC 12  
Success Academy Charter School - NYC 13  
Success Academy Charter School - NYC 14  
Success Academy Charter School - NYC 2  
Success Academy Charter School - NYC 3  
Success Academy Charter School - NYC 4  
Success Academy Charter School - NYC 5  
Success Academy Charter School - NYC 6  
Success Academy Charter School - NYC 7  
Success Academy Charter School - NYC 8  
Success Academy Charter School - NYC 9  
Success Academy Charter School - Prospect Heights  
Success Academy Charter School - Rosedale  
Success Academy Charter School - Springfield Gardens  
Success Academy Charter School - Union Square

Success Academy Charter School - Upper West

Success Academy Charter School - Washington Heights

Success Academy Charter School - Williamsburg

8. Select all positions you have held on the Board:

(check all that apply)

- 
- Other, please specify...: Board Member
- 

9. Are you a trustee and also an employee of the school?

No

10. Are you a trustee and an employee or agent of the management company or institutional partner of the charter school?

No

11. Have you or any of your immediate family members or any persons who live with you in your house had an interest in or engaged in a transaction with the charter school during the time you have served on the board, and in the six-month period prior to such service?

No

12. Are you a member, director, officer or employee of an organization formally partnered with a school that is doing business with the charter school and in which such entity, during your tenure as a trustee, you and/or your immediate family member or person living in your house had a financial interest or relationship?

No

Signature of Trustee

GO

**Thank you.**

# Required Form: 2014-15 Appendix E - Trustee Disclosure of Financial Interest Form

Created Friday, October 30, 2015

<https://nysed.fluidsurveys.com/account/surveys/537586/responses/export/?collector=109126/s/Regents-Appendix-E-BOT-Form/b1>

## Page 1

Please open the link to this form using **Google Chrome** as your browser. Doing so will allow you to input your signature on page 2 of the form. Thank you.

### 1. TRUSTEE NAME

	First Name	Last Name
Trustee Name	Khadijah	Pickel

### 2. \*Your Home Address:

2. *Your Home Address:   Street Address	
2. *Your Home Address:   City/State	
2. *Your Home Address:   Zip	

### 3. \*Your Business Address

3. *Your Business Address   Street Address	
3. *Your Business Address   City/State	
3. *Your Business Address   Zip	

### 4. \*Daytime Phone Number:

### 5. \*E-mail Address:

6. I am a Trustee of a parent education corporation listed below which governs one or more charter schools.

*Success Academy Charter Schools NYC (Ed Corp)*

Success Academy Charter School - Bed Stuy 1

Success Academy Charter School - Bed Stuy 2

Success Academy Charter School - Bensonhurst

Success Academy Charter School - Bergen Beach

Success Academy Charter School - Bronx 1  
Success Academy Charter School - Bronx 2  
Success Academy Charter School - Bronx 3  
Success Academy Charter School - Bronx 4  
Success Academy Charter School - Cobble Hill  
Success Academy Charter School - Crown Heights  
Success Academy Charter School - Fort Greene  
Success Academy Charter School - Harlem 1  
Success Academy Charter School - Harlem 2  
Success Academy Charter School - Harlem 3  
Success Academy Charter School - Harlem 4  
Success Academy Charter School - Harlem 5  
Success Academy Charter School - Hell's Kitchen  
Success Academy Charter School - NYC 1  
Success Academy Charter School - NYC 10  
Success Academy Charter School - NYC 11  
Success Academy Charter School - NYC 12  
Success Academy Charter School - NYC 13  
Success Academy Charter School - NYC 14  
Success Academy Charter School - NYC 2  
Success Academy Charter School - NYC 3  
Success Academy Charter School - NYC 4  
Success Academy Charter School - NYC 5  
Success Academy Charter School - NYC 6  
Success Academy Charter School - NYC 7  
Success Academy Charter School - NYC 8  
Success Academy Charter School - NYC 9  
Success Academy Charter School - Prospect Heights  
Success Academy Charter School - Rosedale  
Success Academy Charter School - Springfield Gardens  
Success Academy Charter School - Union Square

Success Academy Charter School - Upper West

Success Academy Charter School - Washington Heights

Success Academy Charter School - Williamsburg

8. Select all positions you have held on the Board:

(check all that apply)

- 
- Parent Representative
- 

9. Are you a trustee and also an employee of the school?

No

10. Are you a trustee and an employee or agent of the management company or institutional partner of the charter school?

No

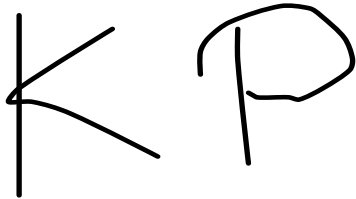
11. Have you or any of your immediate family members or any persons who live with you in your house had an interest in or engaged in a transaction with the charter school during the time you have served on the board, and in the six-month period prior to such service?

No

12. Are you a member, director, officer or employee of an organization formally partnered with a school that is doing business with the charter school and in which such entity, during your tenure as a trustee, you and/or your immediate family member or person living in your house had a financial interest or relationship?

No

Signature of Trustee

A handwritten signature consisting of the letters 'K' and 'P' in a stylized, cursive-like font. The 'K' is formed by a vertical line and two diagonal strokes, while the 'P' is a simple loop with a vertical stem.

**Thank you.**



# Required Form: 2014-15 Appendix E - Trustee Disclosure of Financial Interest Form

Created Friday, October 30, 2015

<https://nysed.fluidsurveys.com/account/surveys/537586/responses/export/?collector=109126/s/Regents-Appendix-E-BOT-Form/46>

## Page 1

Please open the link to this form using **Google Chrome** as your browser. Doing so will allow you to input your signature on page 2 of the form. Thank you.

### 1. TRUSTEE NAME

	First Name	Last Name
Trustee Name	Jarrett	Posner

### 2. \*Your Home Address:

2. *Your Home Address:   Street Address	
2. *Your Home Address:   City/State	
2. *Your Home Address:   Zip	

### 3. \*Your Business Address

3. *Your Business Address   Street Address	
3. *Your Business Address   City/State	
3. *Your Business Address   Zip	

### 4. \*Daytime Phone Number:

--

### 5. \*E-mail Address:

--

6. I am a Trustee of a parent education corporation listed below which governs one or more charter schools.

*Success Academy Charter Schools NYC (Ed Corp)*

Success Academy Charter School - Bed Stuy 1

Success Academy Charter School - Bed Stuy 2

Success Academy Charter School - Bensonhurst

Success Academy Charter School - Bergen Beach

Success Academy Charter School - Bronx 1  
Success Academy Charter School - Bronx 2  
Success Academy Charter School - Bronx 3  
Success Academy Charter School - Bronx 4  
Success Academy Charter School - Cobble Hill  
Success Academy Charter School - Crown Heights  
Success Academy Charter School - Fort Greene  
Success Academy Charter School - Harlem 1  
Success Academy Charter School - Harlem 2  
Success Academy Charter School - Harlem 3  
Success Academy Charter School - Harlem 4  
Success Academy Charter School - Harlem 5  
Success Academy Charter School - Hell's Kitchen  
Success Academy Charter School - NYC 1  
Success Academy Charter School - NYC 10  
Success Academy Charter School - NYC 11  
Success Academy Charter School - NYC 12  
Success Academy Charter School - NYC 13  
Success Academy Charter School - NYC 14  
Success Academy Charter School - NYC 2  
Success Academy Charter School - NYC 3  
Success Academy Charter School - NYC 4  
Success Academy Charter School - NYC 5  
Success Academy Charter School - NYC 6  
Success Academy Charter School - NYC 7  
Success Academy Charter School - NYC 8  
Success Academy Charter School - NYC 9  
Success Academy Charter School - Prospect Heights  
Success Academy Charter School - Rosedale  
Success Academy Charter School - Springfield Gardens  
Success Academy Charter School - Union Square

Success Academy Charter School - Upper West

Success Academy Charter School - Washington Heights

Success Academy Charter School - Williamsburg

8. Select all positions you have held on the Board:

(check all that apply)

- 
- Other, please specify...: Member of Finance Committee
- 

9. Are you a trustee and also an employee of the school?

No

10. Are you a trustee and an employee or agent of the management company or institutional partner of the charter school?

No

11. Have you or any of your immediate family members or any persons who live with you in your house had an interest in or engaged in a transaction with the charter school during the time you have served on the board, and in the six-month period prior to such service?

No

12. Are you a member, director, officer or employee of an organization formally partnered with a school that is doing business with the charter school and in which such entity, during your tenure as a trustee, you and/or your immediate family member or person living in your house had a financial interest or relationship?

No

Signature of Trustee

A handwritten signature in black ink, consisting of a stylized 'J' followed by a 'P'.

**Thank you.**

# Required Form: 2014-15 Appendix E - Trustee Disclosure of Financial Interest Form

Created Friday, October 30, 2015

<https://nysed.fluidsurveys.com/account/surveys/537586/responses/export/?collector=109126/s/Regents-Appendix-E-BOT-Form/52>

## Page 1

Please open the link to this form using **Google Chrome** as your browser. Doing so will allow you to input your signature on page 2 of the form. Thank you.

### 1. TRUSTEE NAME

	First Name	Last Name
Trustee Name	Lance	Rosen

### 2. \*Your Home Address:

2. *Your Home Address:   Street Address	
2. *Your Home Address:   City/State	
2. *Your Home Address:   Zip	

### 3. \*Your Business Address

3. *Your Business Address   Street Address	
3. *Your Business Address   City/State	
3. *Your Business Address   Zip	

### 4. \*Daytime Phone Number:

### 5. \*E-mail Address:

6. I am a Trustee of a parent education corporation listed below which governs one or more charter schools.

*Success Academy Charter Schools NYC (Ed Corp)*

Success Academy Charter School - Bed Stuy 1

Success Academy Charter School - Bed Stuy 2

Success Academy Charter School - Bensonhurst

Success Academy Charter School - Bergen Beach

Success Academy Charter School - Bronx 1  
Success Academy Charter School - Bronx 2  
Success Academy Charter School - Bronx 3  
Success Academy Charter School - Bronx 4  
Success Academy Charter School - Cobble Hill  
Success Academy Charter School - Crown Heights  
Success Academy Charter School - Fort Greene  
Success Academy Charter School - Harlem 1  
Success Academy Charter School - Harlem 2  
Success Academy Charter School - Harlem 3  
Success Academy Charter School - Harlem 4  
Success Academy Charter School - Harlem 5  
Success Academy Charter School - Hell's Kitchen  
Success Academy Charter School - NYC 1  
Success Academy Charter School - NYC 10  
Success Academy Charter School - NYC 11  
Success Academy Charter School - NYC 12  
Success Academy Charter School - NYC 13  
Success Academy Charter School - NYC 14  
Success Academy Charter School - NYC 2  
Success Academy Charter School - NYC 3  
Success Academy Charter School - NYC 4  
Success Academy Charter School - NYC 5  
Success Academy Charter School - NYC 6  
Success Academy Charter School - NYC 7  
Success Academy Charter School - NYC 8  
Success Academy Charter School - NYC 9  
Success Academy Charter School - Prospect Heights  
Success Academy Charter School - Rosedale  
Success Academy Charter School - Springfield Gardens  
Success Academy Charter School - Union Square

Success Academy Charter School - Upper West

Success Academy Charter School - Washington Heights

Success Academy Charter School - Williamsburg

8. Select all positions you have held on the Board:

(check all that apply)

*(No response)*

9. Are you a trustee and also an employee of the school?

*No*

10. Are you a trustee and an employee or agent of the management company or institutional partner of the charter school?

No

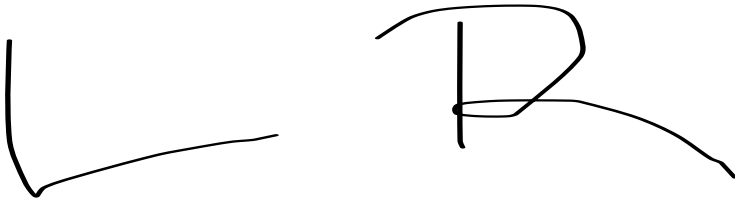
11. Have you or any of your immediate family members or any persons who live with you in your house had an interest in or engaged in a transaction with the charter school during the time you have served on the board, and in the six-month period prior to such service?

No

12. Are you a member, director, officer or employee of an organization formally partnered with a school that is doing business with the charter school and in which such entity, during your tenure as a trustee, you and/or your immediate family member or person living in your house had a financial interest or relationship?

No

Signature of Trustee



**Thank you.**



# Required Form: 2014-15 Appendix E - Trustee Disclosure of Financial Interest Form

Created Friday, October 30, 2015

<https://nysed.fluidsurveys.com/account/surveys/537586/responses/export/?collector=109126/s/Regents-Appendix-E-BOT-Form/0c>

## Page 1

Please open the link to this form using **Google Chrome** as your browser. Doing so will allow you to input your signature on page 2 of the form. Thank you.

### 1. TRUSTEE NAME

	First Name	Last Name
Trustee Name	Gregory R.	Sawers

### 2. \*Your Home Address:

2. *Your Home Address:   Street Address	
2. *Your Home Address:   City/State	
2. *Your Home Address:   Zip	

### 3. \*Your Business Address

3. *Your Business Address   Street Address	
3. *Your Business Address   City/State	
3. *Your Business Address   Zip	

### 4. \*Daytime Phone Number:

### 5. \*E-mail Address:

6. I am a Trustee of a parent education corporation listed below which governs one or more charter schools.

*Success Academy Charter Schools NYC (Ed Corp)*

Success Academy Charter School - Bed Stuy 1

Success Academy Charter School - Bed Stuy 2

Success Academy Charter School - Bensonhurst

Success Academy Charter School - Bergen Beach

Success Academy Charter School - Bronx 1  
Success Academy Charter School - Bronx 2  
Success Academy Charter School - Bronx 3  
Success Academy Charter School - Bronx 4  
Success Academy Charter School - Cobble Hill  
Success Academy Charter School - Crown Heights  
Success Academy Charter School - Fort Greene  
Success Academy Charter School - Harlem 1  
Success Academy Charter School - Harlem 2  
Success Academy Charter School - Harlem 3  
Success Academy Charter School - Harlem 4  
Success Academy Charter School - Harlem 5  
Success Academy Charter School - Hell's Kitchen  
Success Academy Charter School - NYC 1  
Success Academy Charter School - NYC 10  
Success Academy Charter School - NYC 11  
Success Academy Charter School - NYC 12  
Success Academy Charter School - NYC 13  
Success Academy Charter School - NYC 14  
Success Academy Charter School - NYC 2  
Success Academy Charter School - NYC 3  
Success Academy Charter School - NYC 4  
Success Academy Charter School - NYC 5  
Success Academy Charter School - NYC 6  
Success Academy Charter School - NYC 7  
Success Academy Charter School - NYC 8  
Success Academy Charter School - NYC 9  
Success Academy Charter School - Prospect Heights  
Success Academy Charter School - Rosedale  
Success Academy Charter School - Springfield Gardens  
Success Academy Charter School - Union Square

Success Academy Charter School - Upper West

Success Academy Charter School - Washington Heights

Success Academy Charter School - Williamsburg

8. Select all positions you have held on the Board:

(check all that apply)

- 
- Secretary
- 

9. Are you a trustee and also an employee of the school?

No

10. Are you a trustee and an employee or agent of the management company or institutional partner of the charter school?

No

11. Have you or any of your immediate family members or any persons who live with you in your house had an interest in or engaged in a transaction with the charter school during the time you have served on the board, and in the six-month period prior to such service?

No

12. Are you a member, director, officer or employee of an organization formally partnered with a school that is doing business with the charter school and in which such entity, during your tenure as a trustee, you and/or your immediate family member or person living in your house had a financial interest or relationship?

No

Signature of Trustee

GS

**Thank you.**

# Required Form: 2014-15 Appendix E - Trustee Disclosure of Financial Interest Form

Created Friday, October 30, 2015

<https://nysed.fluidsurveys.com/account/surveys/537586/responses/export/?collector=109126/s/Regents-Appendix-E-BOT-Form/20>

## Page 1

Please open the link to this form using **Google Chrome** as your browser. Doing so will allow you to input your signature on page 2 of the form. Thank you.

### 1. TRUSTEE NAME

	First Name	Last Name
Trustee Name	Catherine	Shanker

### 2. \*Your Home Address:

2. *Your Home Address:   Street Address	
2. *Your Home Address:   City/State	
2. *Your Home Address:   Zip	

### 3. \*Your Business Address

3. *Your Business Address   Street Address	
3. *Your Business Address   City/State	
3. *Your Business Address   Zip	

### 4. \*Daytime Phone Number:

### 5. \*E-mail Address:

6. I am a Trustee of a parent education corporation listed below which governs one or more charter schools.

*Success Academy Charter Schools NYC (Ed Corp)*

Success Academy Charter School - Bed Stuy 1

Success Academy Charter School - Bed Stuy 2

Success Academy Charter School - Bensonhurst

Success Academy Charter School - Bergen Beach

Success Academy Charter School - Bronx 1  
Success Academy Charter School - Bronx 2  
Success Academy Charter School - Bronx 3  
Success Academy Charter School - Bronx 4  
Success Academy Charter School - Cobble Hill  
Success Academy Charter School - Crown Heights  
Success Academy Charter School - Fort Greene  
Success Academy Charter School - Harlem 1  
Success Academy Charter School - Harlem 2  
Success Academy Charter School - Harlem 3  
Success Academy Charter School - Harlem 4  
Success Academy Charter School - Harlem 5  
Success Academy Charter School - Hell's Kitchen  
Success Academy Charter School - NYC 1  
Success Academy Charter School - NYC 10  
Success Academy Charter School - NYC 11  
Success Academy Charter School - NYC 12  
Success Academy Charter School - NYC 13  
Success Academy Charter School - NYC 14  
Success Academy Charter School - NYC 2  
Success Academy Charter School - NYC 3  
Success Academy Charter School - NYC 4  
Success Academy Charter School - NYC 5  
Success Academy Charter School - NYC 6  
Success Academy Charter School - NYC 7  
Success Academy Charter School - NYC 8  
Success Academy Charter School - NYC 9  
Success Academy Charter School - Prospect Heights  
Success Academy Charter School - Rosedale  
Success Academy Charter School - Springfield Gardens  
Success Academy Charter School - Union Square

Success Academy Charter School - Upper West

Success Academy Charter School - Washington Heights

Success Academy Charter School - Williamsburg

8. Select all positions you have held on the Board:

(check all that apply)

- 
- Other, please specify...: Executive Committee Member, Head of Academics Culture + Talent Committee
- 

9. Are you a trustee and also an employee of the school?

No

10. Are you a trustee and an employee or agent of the management company or institutional partner of the charter school?

No

11. Have you or any of your immediate family members or any persons who live with you in your house had an interest in or engaged in a transaction with the charter school during the time you have served on the board, and in the six-month period prior to such service?

No

12. Are you a member, director, officer or employee of an organization formally partnered with a school that is doing business with the charter school and in which such entity, during your tenure as a trustee, you and/or your immediate family member or person living in your house had a financial interest or relationship?

No

Signature of Trustee

CS

**Thank you.**





## Appendix F: BOT Membership Table

Last updated: 07/31/2015

### Page 1

#### 1. Current Board Member Information

	Trustee Name	Email Address	Committee Affiliation(s)	Voting Member? (Y/N)	Area of Expertise, and/or Additional Role and School (parent, staff member, etc.)	Number of Terms Served and Length of Each (Include election date and term expiration)
1	Rich Barrera			Yes		
2	Bryan Binder		Vice Chair/Vice President	Yes		
3	Derrell Bradford			Yes		
4	Sam Chainani			Yes		
5	Sam Cole		Chair/Board President	Yes		
6	Scott Friedman		Treasurer	Yes		
7	Suleman Lunat			Yes		
8	David Nanus			Yes		
9	Graham Officer			Yes		
10	Khadijah Pickel		Parent Representative	No		
11	Jarrett Posner			Yes		
12	Lance Rosen			Yes		
13	Greg Sawers		Treasurer	Yes		
14	Cate Shinker			Yes		
15						
16						
17						
18						
19						
20						

#### 2. Total Number of Members Joining Board during the 2014-15 school year

(No response)

**3. Total Number of Members Departing the Board during the 2014-15 school year**

(No response)

**4. According to the School's by-laws, what is the maximum number of trustees that may comprise the governing board?**

25

**5. How many times did the Board meet during the 2014-15 school year?**

Bi-monthly

**6. How many times will the Board meet during the 2015-16 school year?**

Bi-monthly

**Thank you.**

## Appendix H: Enrollment and Retention Efforts

Success Academy Charter Schools undertake numerous strategies for recruiting and retaining students eligible for the Free and Reduced Price Lunch program (“FRPL”), English Language Learners (“ELL”), and students with special education needs. For the 2014-15 school year, strategies included extensive outreach, including but not limited to:

- Mailings and distributions to residents of the CSD of a school’s location (“in-district residents”), including residents in low-income in-district communities;
- Written applications in five languages (English, Spanish, Chinese, French, and Russian);
- Bilingual flyers dropped in public housing complexes, supermarkets, preschools, and community centers;
- Advertisements and marketing materials (including bilingual advertisements and materials) posted in local newspapers, supermarkets, preschools, community centers, and public housing apartment complexes;
- Tours of existing Success Academy schools; and/or
- Information sessions hosted at public and private venues frequented by families of young children, including daycare and nursery schools.

Success Academy Charter Schools will continue these extensive outreach efforts for the 2015-16 school year, with a focus on reaching typically underserved families within the community, including those targeted by the enrollment and retention targets. Success Academy Charter Schools also work to ensure student retention through strong programs that serve special education, ELL, and FRPL students at a very high level. Further information about our programs and outreach efforts is available in our charter.



# Appendix I: Teacher and Administrator Attrition

Last updated: 08/01/2015

Report changes in teacher and administrator staffing.

Page 1

Charter School Name:

## Instructions for completing the Teacher and Administrator Attrition Tables

ALL charter schools should provide, for teachers and administrators only, the full time equivalent (FTE) of staff on June 30, 2014, the FTE for added staff from July 1, 2014 through June 30, 2015, and the FTE for any departed staff from July 1, 2014 through June 30, 2015 using the two tables provided.

### 2013-14 Teacher Attrition Table

	FTE Teachers on June 30, 2014	FTE Teachers Additions 7/1/14 – 6/30/15	FTE Teacher Departures 7/1/14 – 6/30/15
	19	7	5

### 2013-14 Administrator Position Attrition Table

	FTE Administrator Positions On 6/30/2014	FTE Administrator Additions 7/1/14 – 6/30/15	FTE Administrator Departures 7/1/14 – 6/30/15
	1	0	1

Thank you